NOTES

INSTALL #6 S1 AND #6 S2 BARS IN THE EXISTING SLAB USING ADHESIVELY ANCHORED DOWELS. THE YIELD LOAD OF THE BARS IS 10 KIPS. LEVEL ONE FIELD TESTING OF THE ANCHORING SYSTEM IS REQUIRED. FOR ADHESIVELY ANCHORED ANCHOR BOLTS OR DOWELS, SEE SECTION 420-13 OF THE STANDARD SPECIFICATIONS.

DURING CONSTRUCTION OF HEADWALLS, ANY DAMAGE TO THE EXISTING CULVERT SHALL BE REPAIRED TO THE SATISFACTION OF THE ENGINEER. NO ADDITIONAL PAYMENT WILL BE MADE FOR SUCH REPAIRS.

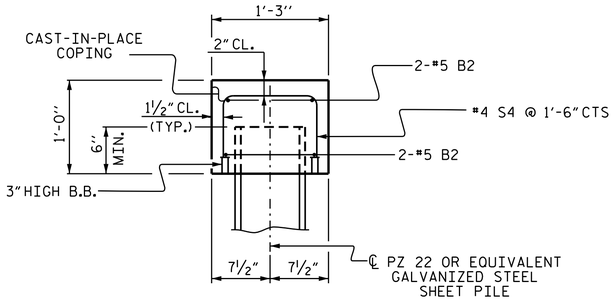

SECTION THRU COPING

BAR TYPES

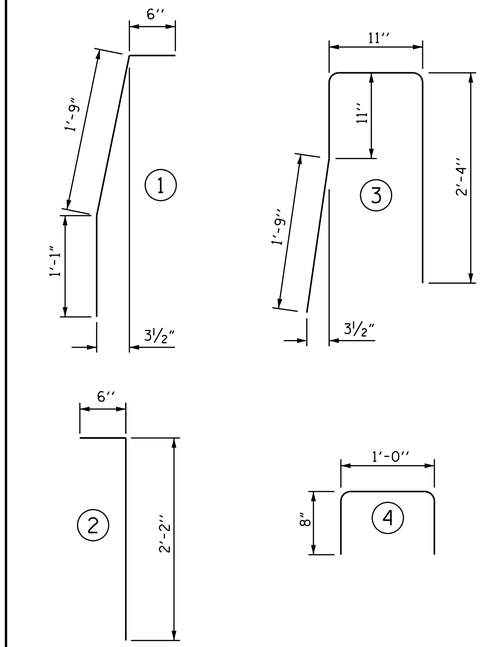

BAR DIMENSIONS ARE OUT TO OUT.

BILL OF MATERIAL
FOR 2 HEAD WALLS

BAR	NO.	SIZE	TYPE	LENGTH	WEIGHT
B1	14	#5	STR	15'-8"	229
B2	16	#5	STR	16'-8"	278
S1	32	#6	1	3'-4"	160
S2	16	#6	2	2'-8"	64
S3	32	#5	3	5'-11"	197
S4	48	#4	4	2'-4"	75
REINFORCING STEEL					1003 LBS.

CLASS A CONCRETE

HEADWALL EXTENSIONS	5.7 C.Y.
COPING	3.2 C.Y.
TOTAL	8.9 C.Y.

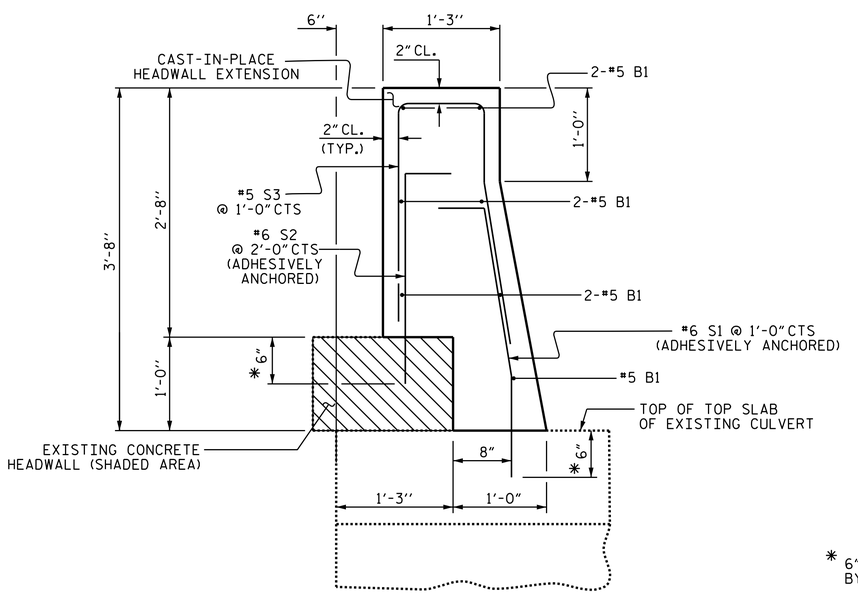

SECTION THRU -NBL- HEADWALL

* 6" OR AS RECOMMENDED BY THE MANUFACTURER

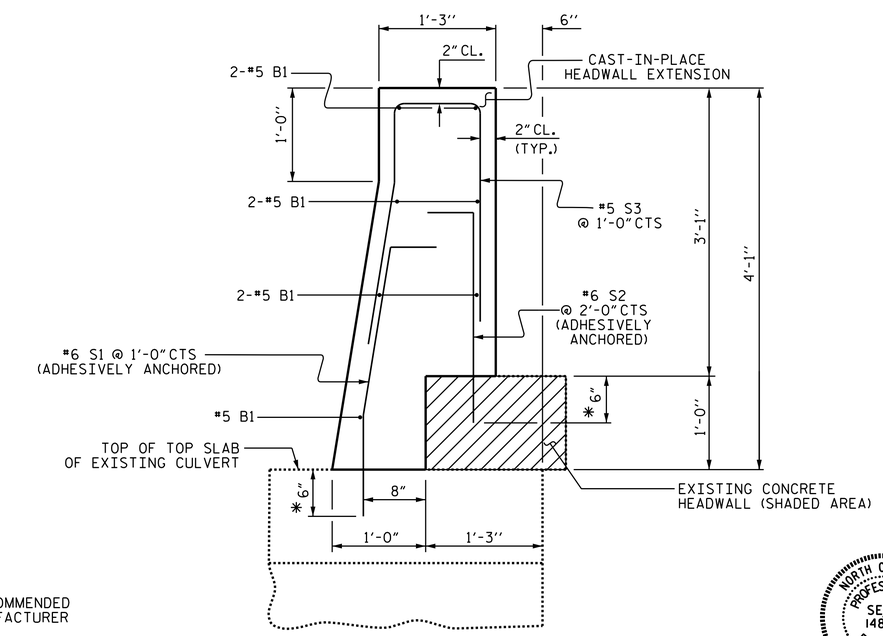

SECTION THRU -SBL- HEADWALL

NORTH CAROLINA PROFESSIONAL SEAL 14855 ENGINEER DOUGLAS R. CALHOUN

DocuSigned by: Douglas R. Calhoun
430196F9D5E0429...
12/19/2014

HEADWALL EXTENSION DETAILS

PROJECT NO. I-0914BA
VANCE COUNTY
BRIDGE NO. 113

SHEET 2 OF 5

STATE OF NORTH CAROLINA
DEPARTMENT OF TRANSPORTATION
RALEIGH

MODIFICATION AND REHABILITATION OF EXISTING VEHICULAR CULVERT

REVISIONS						SHEET NO.
NO.	BY:	DATE:	NO.	BY:	DATE:	CP-2
1			3			TOTAL SHEETS
2			4			5

DRAWN BY : S.WANCE DATE : 10/07/14
CHECKED BY : D.R. CALHOUN DATE : 11/14

19-DEC-2014 11:01
O:\Structures\Plans\FinalPlans\I0914AB_SD_VehCulv113_HdWlsnShor.dgn
kalford