DocuSign Envelope ID: AAA130AC-665A-4842-A2EC-007D0796D67D

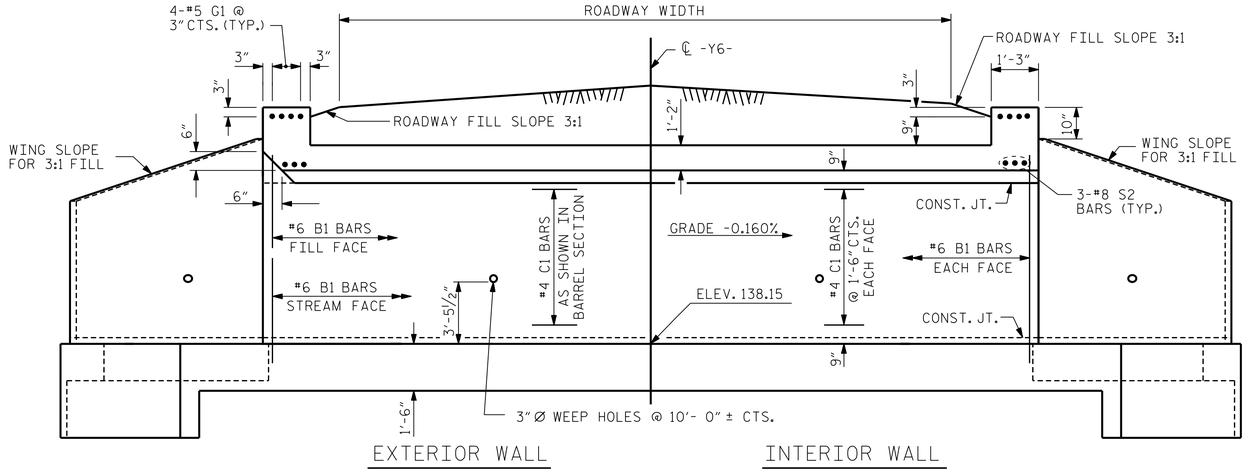

CULVERT SECTION NORMAL TO ROADWAY

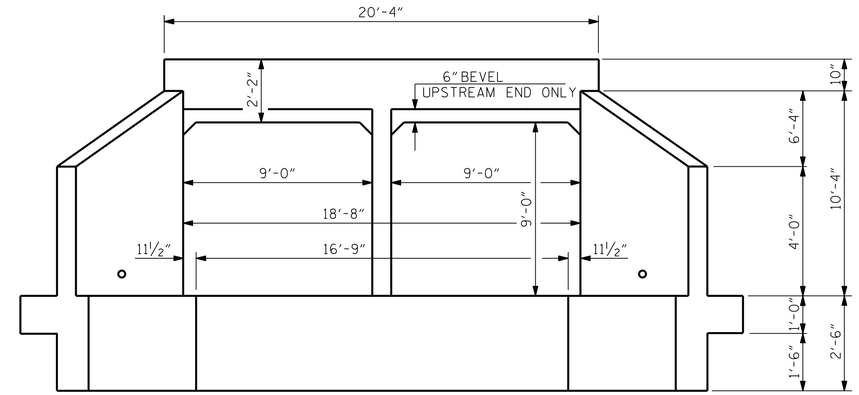

END ELEVATION

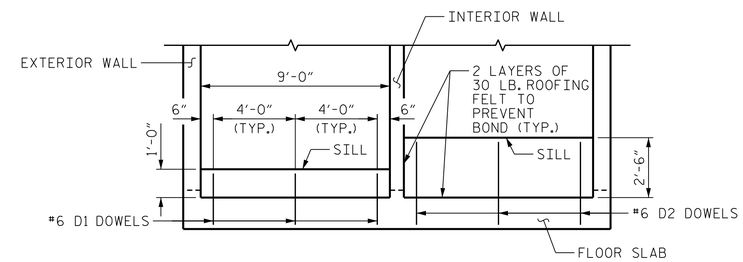

ELEVATION

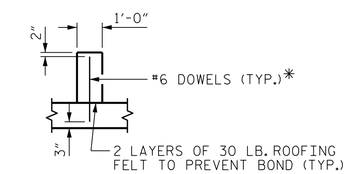

SECTION THROUGH SILL

*DOWELS MAY BE PUSHED INTO GREEN CONCRETE AFTER SLAB HAS BEEN FLOAT FINISHED.

CULVERT SILL DETAILS

(LOOKING DOWNSTREAM)

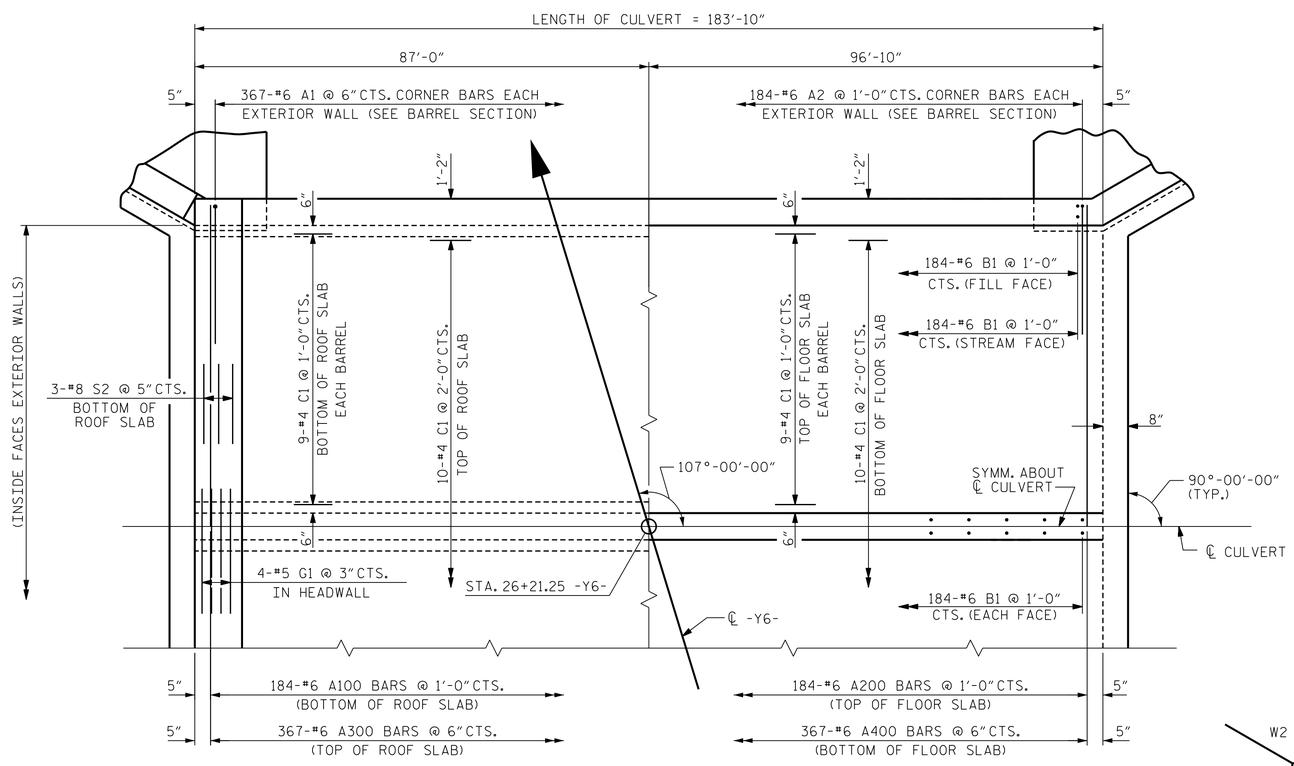

PART PLAN-ROOF SLAB

PART PLAN-FLOOR SLAB

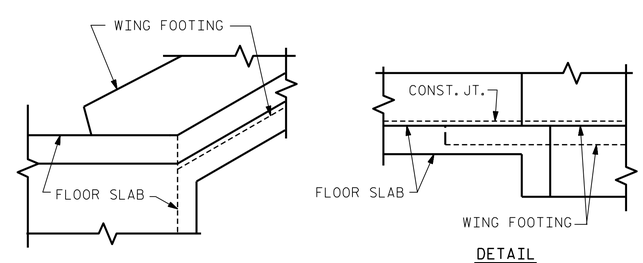

DETAIL

CONNECTION OF WING FOOTING AND FLOOR SLAB WHEN SLAB IS THICKER THAN FOOTING

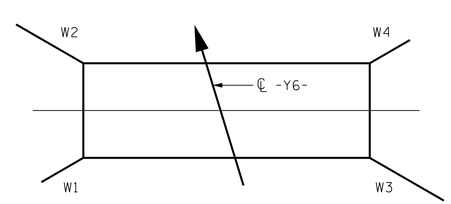

WINGWALL KEY

I HEREBY CERTIFY THESE PLANS ARE THE AS-BUILT PLANS

PROJECT NO. W-5107

JOHNSTON COUNTY

STATION: 26+21.25 -Y6-

SHEET 2 OF 7

STATE OF NORTH CAROLINA
DEPARTMENT OF TRANSPORTATION
RALEIGH

BARREL STANDARD DOUBLE 9 FT. X 9 FT. CONCRETE BOX CULVERT

NORTH CAROLINA PROFESSIONAL SEAL 027799 ENGINEER PAUL A. de PAOLI

11/20/2014

MI ENGINEERING
1011 SCHAUB DRIVE, SUITE 100
RALEIGH, NC 27606
(919) 851-6606
FIRM PE NUMBER : P-0671

REVISIONS						
NO.	BY:	DATE:	NO.	BY:	DATE:	
1			3			
2			4			

SHEET NO. C-25

TOTAL SHEETS 36

STD. NO. CB12

ASSEMBLED BY : J.S. ISRAELNAIM	DATE : 03/14	SPECIAL
CHECKED BY : P.A. de PAOLI	DATE : 03/14	
DESIGN ENGINEER OF RECORD : P.A. de PAOLI	DATE : 03/14	
DRAWN BY : RALPH D. UNDERWOOD	DATE : MAY 1971	STANDARD
CHECKED BY : JOEL A. JOHNSON	DATE : JULY 1971	

11/20/2014
10:24:48 AM
User: bionning
Filename: P:\NC Bridges\MI2005 - W-5107 Johnston Co\MI2005.06.Culvert 4.New.Quincosin Swamp at -Y6-\Structures\413.010.C04.W5107.SMU.CU2.dgn