DocuSign Envelope ID: FC61B8C7-3B3D-4C36-9AE3-112CEBEC2D45

TIP NO.	SHEET NO.
W-5107	SIGN-3B

APPROVED: DocuSigned by: Zhaolong Teng ECE10C7968CC46F...

DATE: 11/24/2014

SEAL

NORTH CAROLINA PROFESSIONAL SEAL 032179 ENGINEER ZHAOLONG TENG

WSP
Transportation & Infrastructure
15401 Weston Parkway, Suite 100 • Cary, NC 27513
Tel: 919.678.0035 Fax: 919.678.0206
NC License No. F-0891

STATE OF NORTH CAROLINA
DEPT. OF TRANSPORTATION
DIVISION OF HIGHWAYS
RALEIGH, N.C.

1-12

ENGLISH DETAIL DRAWING FOR
GROUND MOUNTED SIGN SUPPORTS

	SLIP BASE PLATE DATA								KEEPER PLATE DATA							HINGE CONNECTION DATA										BREAK AWAY SUPPORT WEIGHT CONSTANT LBS.
BEAM SHAPE	BOLT SIZE	A_1	B_1	C_1	D_1	E_1	T_1	R_1	A_2	B_2	C_2	D_2	E_2	R_2	T_2	BOLT SIZE	F	G	H	I	J	K	L	R_3	T_3	
S3X5.7	1/2"DIA.X 3 1/4"	7"	4"	1"	3/4"	2 1/2"	1"	9/32"	7"	4"	1"	3/4"	2 1/2"	9/32"	28 GAUGE	1/2"DIA.X1 3/4"	2 1/4"	3 1/2"	4"	1/2"	1"	1/2"	2"	9/32"	3/8"	18
S4X7.7	1/2"DIA.X 3 1/4"	8"	4"	1"	3/4"	2 1/2"	1"	9/32"	8"	4"	1"	3/4"	2 1/2"	9/32"	28 GAUGE	1/2"DIA.X1 3/4"	2 5/8"	3 1/2"	4"	1/2"	1"	1/2"	2"	9/32"	3/8"	20
W6X9	1/2"DIA.X 3 1/4	10"	5"	1"	3/4"	3 1/2"	1"	9/32"	10"	5"	1"	3/4"	3 1/2"	9/32"	28 GAUGE	1/2"DIA.X1 3/4"	4"	3 1/2"	4"	3/4"	1"	1/2"	2"	9/32"	3/8"	32
W6X12	5/8"DIA.X 4"	11"	5"	1 1/4"	7/8"	3 1/4"	1 1/4"	11/32"	11"	5"	1 1/4"	7/8"	3 1/4"	11/32"	28 GAUGE	5/8"DIA.X 2"	4"	4"	4 1/2"	3/4"	1 1/8"	5/8"	2 1/4"	11/32"	3/8"	39
W6X16	5/8"DIA.X 4 1/2"	12"	6"	1 1/4"	7/8"	4 1/4"	1 1/2"	11/32"	12"	6"	1 1/4"	7/8"	4 1/4"	11/32"	28 GAUGE	5/8"DIA.X2 1/4"	4"	4"	4 1/2"	3/4"	1 1/8"	5/8"	2 1/4"	11/32"	1/2"	47
W8X18	5/8"DIA.X 4 1/2"	13 1/2"	6 1/2"	1 1/4"	7/8"	4 3/4"	1 1/2"	11/32"	13 1/2"	6 1/2"	1 1/4"	7/8"	4 3/4"	11/32"	28 GAUGE	5/8"DIA.X2 1/4"	5 1/4"	4"	4 1/2"	1"	1 1/8"	5/8"	2 1/4"	11/32"	1/2"	70
W8X21	3/4"DIA.X 4 1/2"	14"	7"	1 1/2"	1"	5"	1 1/2"	13/32"	14"	7"	1 1/2"	1"	5"	13/32"	28 GAUGE	3/4"DIA.X2 1/2"	5 1/4"	6"	7"	1"	1 3/4"	3/4"	3 1/2"	13/32"	1/2"	73
W10X22	3/4"DIA.X 4 1/2"	16"	8"	1 1/2"	1"	6"	1 1/2"	13/32"	16"	8"	1 1/2"	1"	6"	13/32"	28 GAUGE	3/4"DIA.X2 1/2"	5 3/4"	6"	7"	1"	1 3/4"	3/4"	3 1/2"	13/32"	1/2"	119
W10X26	3/4"DIA.X 5 1/2"	16 1/2"	8"	1 1/2"	1"	6"	1 3/4"	13/32"	16 1/2"	8"	1 1/2"	1"	6"	13/32"	28 GAUGE	3/4"DIA.X2 3/4"	5 3/4"	6"	7"	1"	1 3/4"	3/4"	3 1/2"	13/32"	5/8"	140
W12X26	3/4"DIA.X 5 1/2"	18 1/2"	9"	1 1/2"	1"	7"	1 3/4"	13/32"	18 1/2"	9"	1 1/2"	1"	7"	13/32"	28 GAUGE	3/4"DIA.X2 3/4"	6 1/2"	6"	7"	1"	1 3/4"	3/4"	3 1/2"	13/32"	5/8"	176
W14X30	1"DIA.X 6"	22"	9"	2"	1 1/2"	6"	2"	17/32"	22"	9"	2"	1 1/2"	6"	17/32"	28 GAUGE	1"DIA.X 3"	6 3/4"	7"	8"	1 1/4"	2"	1"	4"	17/32"	5/8"	205
W16X31	1"DIA.X 6"	24"	9"	2"	1 1/2"	6"	2"	17/32"	24"	9"	2"	1 1/2"	6"	17/32"	28 GAUGE	1"DIA.X 3"	5 1/2"	7"	8"	1 1/4"	2"	1"	4"	17/32"	3/4"	223
W18X35	1"DIA.X 6"	25"	9"	2"	1 1/2"	6"	2"	17/32"	25"	9"	2"	1 1/2"	6"	17/32"	28 GAUGE	1"DIA.X 3"	6"	7"	8"	1 1/4"	2"	1"	4"	17/32"	3/4"	243
W18X40	1"DIA.X 6 1/2"	26"	9"	2"	1 1/2"	6"	2 1/4"	17/32"	26"	9"	2"	1 1/2"	6"	17/32"	28 GAUGE	1"DIA.X3 1/2"	6"	7"	8"	1 1/4"	2"	1"	4"	17/32"	7/8"	278
W21X44	1"DIA.X 7"	29"	9"	2"	1 1/2"	6"	2 1/2"	17/32"	29"	9"	2"	1 1/2"	6"	17/32"	28 GAUGE	1"DIA.X3 1/2"	6 1/2"	7"	8"	1 1/4"	2"	1"	4"	17/32"	7/8"	310

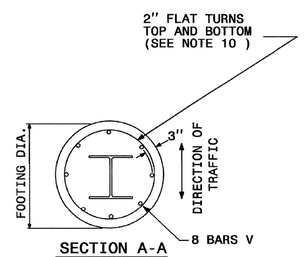

SECTION A-A

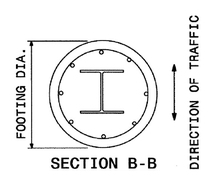

SECTION B-B

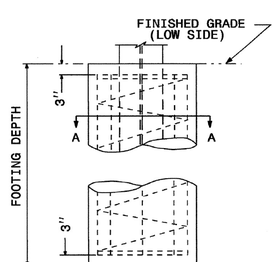

FOOTING DETAIL

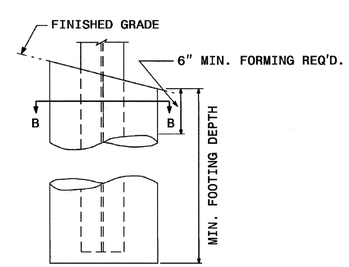

FOOTING DETAIL

FOUNDATION DATA *		
FOOTING DIAMETER	REINFORCEMENT	SPIRAL BAR
1'-6"	8 # 6 BARS	#3 BAR, 6" PITCH
2'	8 # 7 BARS	#3 BAR, 6" PITCH
2'-6"	8 # 9 BARS	#3 BAR, 6" PITCH
3'	8 # 11 BARS	#3 BAR, 6" PITCH
3'-6"	8 # 12 BARS	#3 BAR, 6" PITCH
4'	8 # 14 BARS	#3 BAR, 6" PITCH

* FOUNDATION DIMENSIONS ARE SHOWN IN PLANS

SHEET 2 OF 3

903D10

STATE OF NORTH CAROLINA
DEPT. OF TRANSPORTATION
DIVISION OF HIGHWAYS
RALEIGH, N.C.

1-12

ENGLISH DETAIL DRAWING FOR
GROUND MOUNTED SIGN SUPPORTS

SHEET 2 OF 3

903D10

REVISED SIGNING
ROADWAY STANDARD DRAWING

11/3/2014
R:\W5107_Traffic\Signing\CADD\Signing Layout Plans\W5107_Sgn_SGN_psh_I-4B.dgn
uszt04226