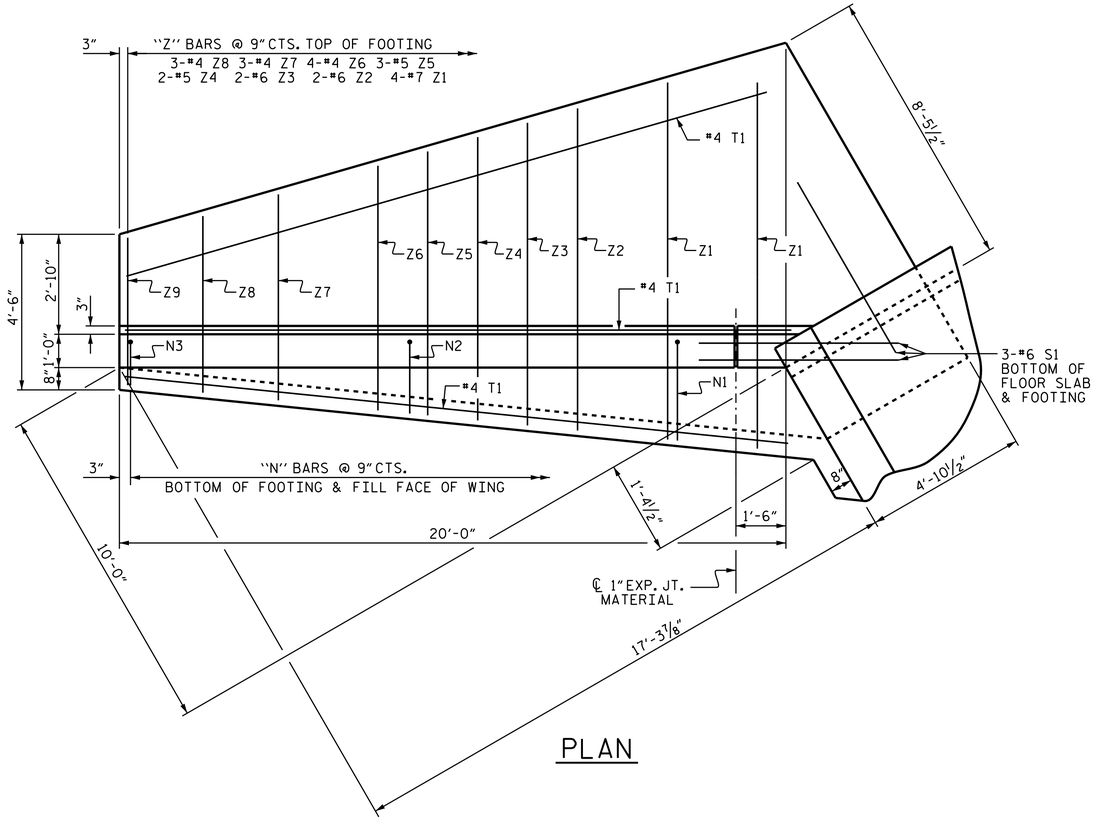

PLAN

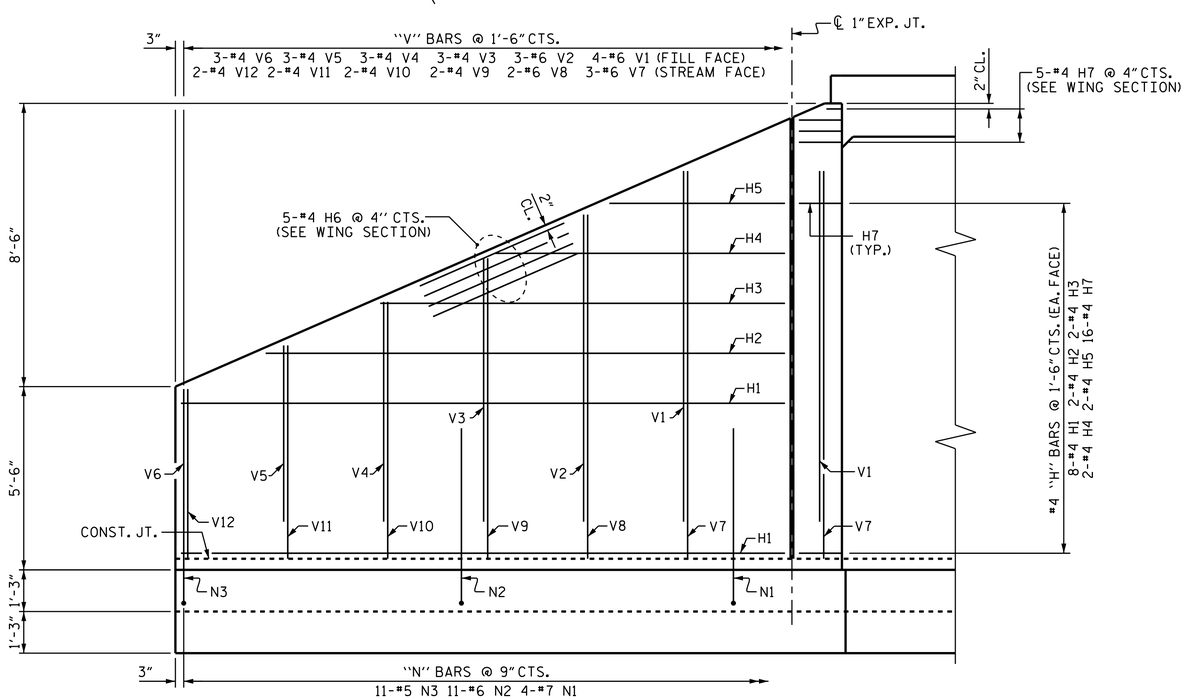

ELEVATION

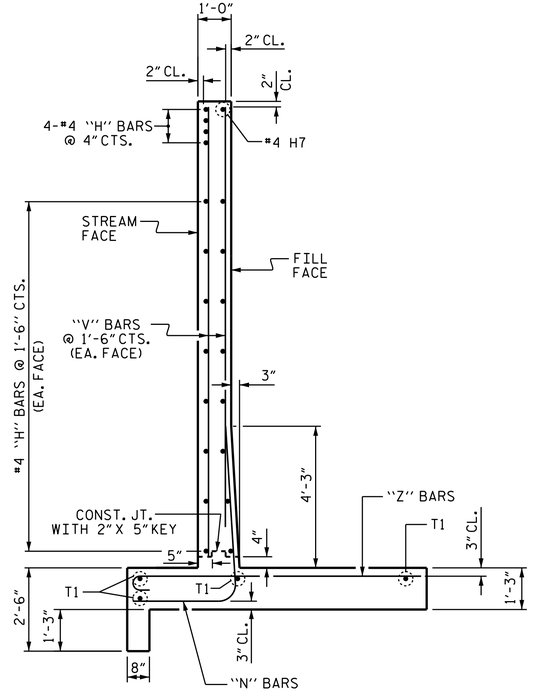

TYPICAL WING SECTION

BAR TYPES

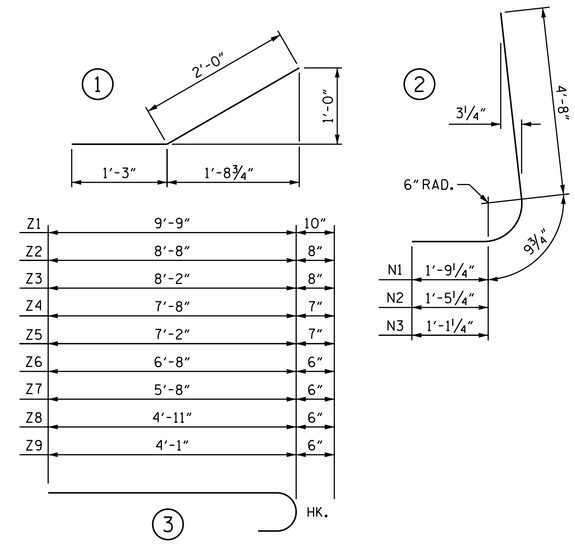

ALL BAR DIMENSIONS ARE OUT TO OUT.

BILL OF MATERIAL

BAR	NO.	SIZE	TYPE	LENGTH	WEIGHT
H1	16	#4	STR	18'-1"	193
H2	4	#4	STR	15'-7"	42
H3	4	#4	STR	12'-1"	32
H4	4	#4	STR	8'-8"	23
H5	4	#4	STR	5'-3"	14
H6	10	#4	STR	19'-9"	132
H7	42	#4	1	3'-3"	91
N1	8	#7	2	7'-3"	119
N2	22	#6	2	6'-11"	229
N3	22	#5	2	6'-7"	151
S1	6	#6	STR	6'-0"	54
T1	8	#4	STR	20'-0"	107
V1	8	#6	STR	10'-9"	129
V2	4	#6	STR	9'-5"	57
V3	4	#4	STR	8'-1"	22
V4	4	#4	STR	6'-9"	18
V5	4	#4	STR	5'-6"	15
V6	4	#4	STR	4'-2"	11
V7	8	#6	STR	11'-7"	139
V8	4	#6	STR	10'-3"	62
V9	4	#4	STR	9'-0"	24
V10	4	#4	STR	7'-8"	20
V11	4	#4	STR	6'-4"	17
V12	4	#4	STR	5'-1"	14
Z1	8	#7	3	10'-7"	173
Z2	8	#6	3	9'-4"	112
Z3	4	#6	3	8'-10"	53
Z4	4	#5	3	8'-3"	34
Z5	4	#5	3	7'-9"	32
Z6	4	#4	3	7'-2"	19
Z7	8	#4	3	6'-2"	33
Z8	6	#4	3	5'-5"	22
Z9	6	#4	3	4'-7"	18

REINFORCING STEEL
FOR 2 WINGS (4 REQUIRED) 2,211 LBS.

STAGE I

CLASS A CONCRETE		
2 WINGS	37.3	CY
2 END CURTAIN WALLS	2.4	CY
TOTAL	39.7	CY

STAGE II

CLASS A CONCRETE		
2 WINGS	37.3	CY
2 END CURTAIN WALLS	0.7	CY
2 HEADWALLS	3.0	CY
TOTAL	41.0	CY

PROJECT NO. B-5150
CATAWBA COUNTY
STATION: 14+73.60 -L-

SHEET 4 OF 4

STATE OF NORTH CAROLINA
DEPARTMENT OF TRANSPORTATION
RALEIGH

WINGS FOR CONCRETE BOX CULVERT

H=13' SLOPE=2:1

90° HEADWALLS

REVISIONS						SHEET NO.
NO.	BY:	DATE:	NO.	BY:	DATE:	C-4
1			3			TOTAL SHEETS
2			4			5

NORTH CAROLINA PROFESSIONAL SEAL 23371 ENGINEER VIPUL A. PATEL

DocuSigned by: Vipul A. Patel 1C157DE15D464AA... 11/18/2014

DRAWN BY :	J.P. MCCARTHA	DATE :	3-18-14
CHECKED BY :	H.A. LOCKLEAR	DATE :	3-18-14
DESIGN ENGINEER OF RECORD:	H. A. LOCKLEAR	DATE :	10-22-14

18-NOV-2014 09:19
R:\Structures\Plans\B5150_SD_CU_01.dgn
vpatel