DocuSign Envelope ID: 231E7C46-AD88-41FF-954F-EDE23514B88B

PROJECT REFERENCE NO.	SHEET NO.
B-5119	ITS-3

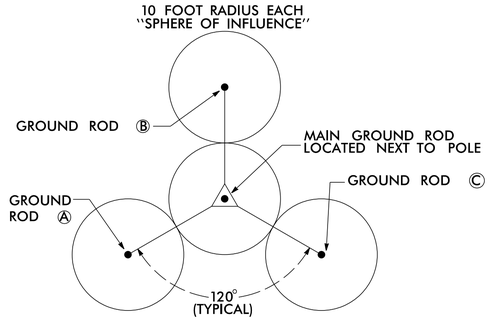

GROUND ROD PLACEMENT DETAIL

(TYPICAL EACH POLE)

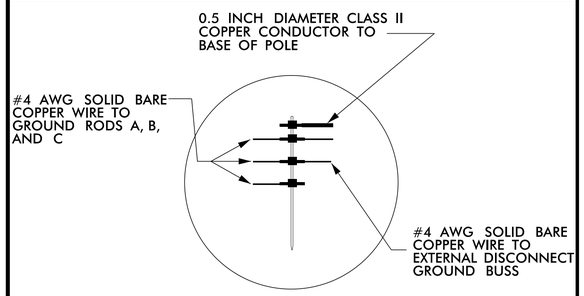

INSET `A'

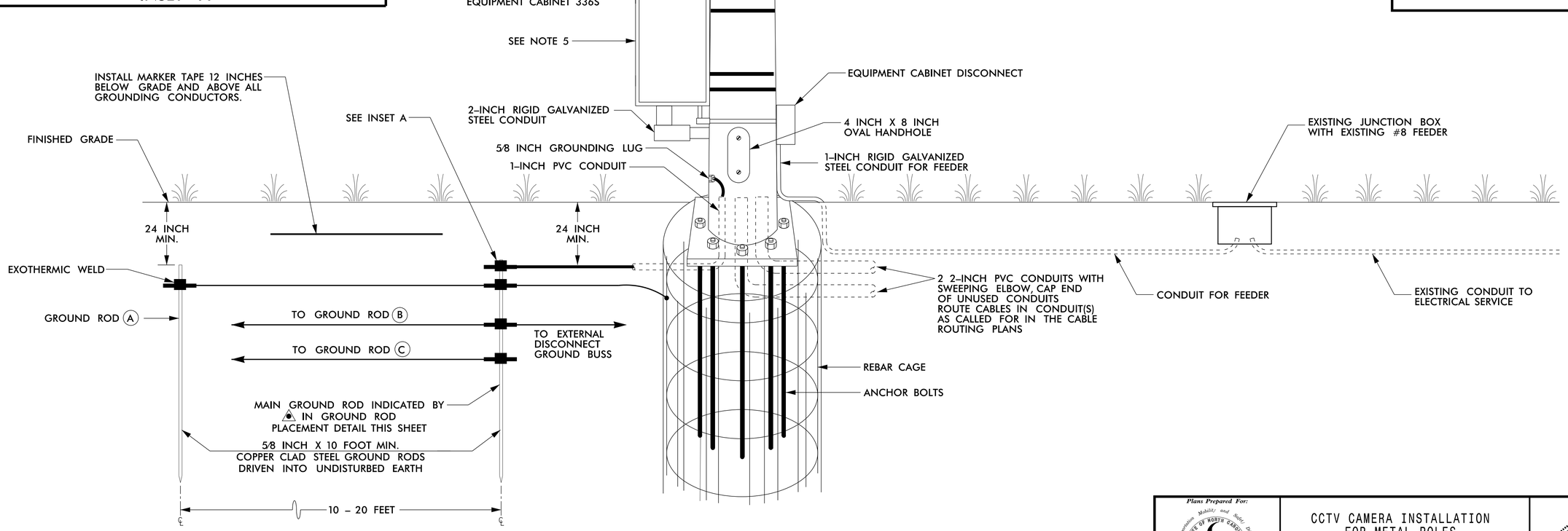

NOTES

1. BOND 0.5 INCH DIAMETER, 28 STRAND (MINIMUM) CLASS II COPPER CONDUCTOR TO THE MAIN GROUND ROD BY AN EXOTHERMIC WELD METHOD.
2. EXOTHERMICALLY WELD ALL CONNECTIONS TO GROUND RODS.
3. BOND #4 AWG SOLID BARE COPPER WIRE TO REBAR CAGE AND THE MAIN GROUND ROD BY AN EXOTHERMIC WELD METHOD.
4. ENSURE CAMERA HOUSING, CAMERA, AND PAN –TILT UNIT ARE BONDED TO POLE.
5. REMOVE BONDING JUMPER BETWEEN EQUIPMENT CABINET GROUND BUSS AND NEUTRAL BUSS.
6. THE CONTRACTOR MAY, UPON APPROVAL OF THE ENGINEER, INSTALL A 30-FOOT SECTIONAL GROUND ROD WHEN CONDITIONS WILLNOT ALLOW FOR THE INSTALLATION OF THE 3 – RADIALGROUND RODS.
7. INSTALL MARKER TAPE DIRECTLY ABOVE ALL GROUNDING ELECTRODES AND CONDUCTORS AT A DEPTH OF 12 INCHES.

ALTERNATE GROUNDING METHOD

IF SPACE IS NOT AVAILABLE TO DRIVE MULTIPLE RODS, DRIVE SECTIONAL GROUND RODS A MINIMUM OF 30 FEET.

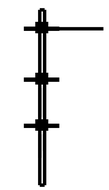

JOIN SECTIONAL GROUND RODS BY EXOTHERMIC WELDING CONNECTION

Kimley»Horn
NC License #F-0102
P.O. Box 33068
Raleigh, NC 27636
Tel: (919) 677-2000
Fax: (919) 677-2050

Plans Prepared For:
Transportation Mobility and Safety Division
STATE OF NORTH CAROLINA DEPARTMENT OF TRANSPORTATION
Intermodal Transportation Systems Division
750 N. Greenfield Pkwy., Garner, NC 27529

SCALE 0

CCTV CAMERA INSTALLATION FOR METAL POLES UNDERGROUND ELECTRICAL SERVICE

DIVISION 07 GUILFORD COUNTY

PLAN DATE: OCTOBER 2014 REVIEWED BY:

PREPARED BY: J. CROSS REVIEWED BY: K. SMITH

REVISIONS	INIT.	DATE

SEAL

NORTH CAROLINA PROFESSIONAL SEAL 030472 ENGINEER KEVIN W. SMITH

DocuSigned by:
Kevin W. Smith, P.E. 11/12/2014
SIGNATURE DATE

CADD Filename:

11/3/2014 10:05:57 AM K:\RAL_TPTO_ITS\0\036272 - B-5119\Plans\B-5119_ITS_psh3.dgn