DocuSign Envelope ID: FCB0DA45-1416-4F65-82DC-D61EECA4C107

Kimley»Horn

PROJECT REFERENCE NO.	SHEET NO.
B-5119	2A-2

ROADWAY DESIGN ENGINEER
NORTH CAROLINA PROFESSIONAL SEAL 033167 ENGINEER JAMES T. JACE
DocuSigned by: Jason Paul 12/8/2014 7FF73A34E03B47C...

PAVEMENT DESIGN ENGINEER
NORTH CAROLINA PROFESSIONAL SEAL 039819 ENGINEER LATONYA HEYWARD
12/10/2014
DocuSigned by: Latonya Heyward C2F5F705B2C4413...

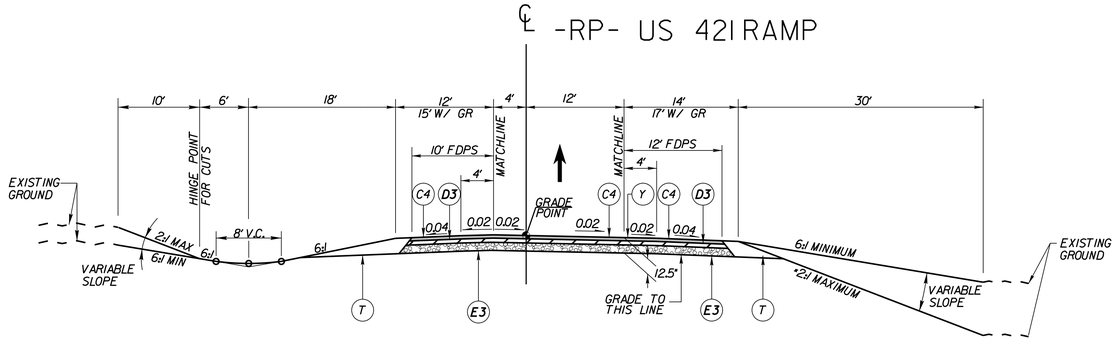

NOTES:

1. USE 1.75:1 SLOPES ALONG -RP- FROM STA. 7+00 TO 10+50 (RT) SEE DETAIL ON SHEET 2G-1
2. MILLED RUMBLE STRIPS FROM STA. -RP- STA. 6+65.01 TO 7+33.00 (RT)

TYPICAL SECTION NO. 3

* USE 4:1 SLOPE WHEN EMBANKMENT HEIGHT IS LESS THAN 5 FEET.

-RP- STA 6+65.01 TO 11+76.50 (BEGIN BRIDGE)
-RP- STA 12+83.00 (END BRIDGE) TO 14+75.00

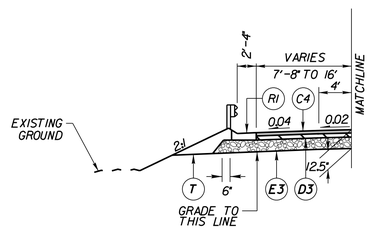

TYPICAL SECTION NO. 3A

USE IN CONJUNCTION WITH TYPICAL SECTION 3

-RP- STA 9+70.16 TO 11+63.06 (LT)
-RP- STA 13+23.55 TO 14+54.75 (LT)

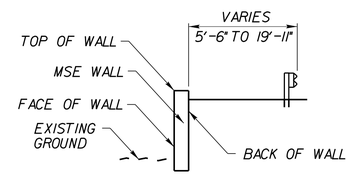

SKETCH SHOWING RELATIONSHIP OF GUARDRAIL TO WALL LOCATION AT -RP- BRIDGE

FINAL PAVEMENT SCHEDULE

C2	1.5" TYPE S9.5D
C3	3" TYPE S9.5C
C4	3" TYPE S9.5D
D2	4" TYPE I19.0C
D3	4" TYPE I19.0D
E3	5.5" TYPE B25.0C
R1	SHOULDER BERM GUTTER
T	EARTH MATERIAL
U	EXISTING PAVEMENT
W2	VARIABLE DEPTH ASPHALT PAVEMENT (SEE SHEET 2A-3)
Y	MILLED RUMBLE STRIPS

PAVEMENT EDGE SLOPES ARE 1:1 UNLESS OTHERWISE NOTED.

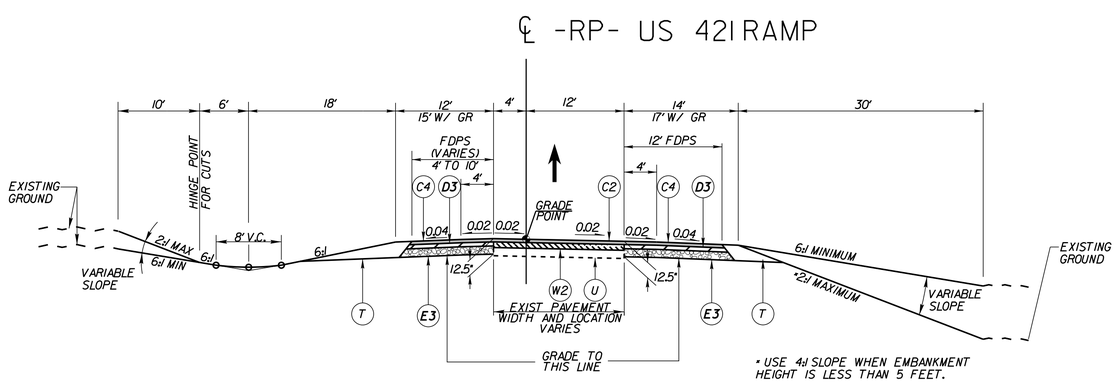

TYPICAL SECTION NO. 4

-RP- STA 14+75.00 TO 22+20.00

* USE 4:1 SLOPE WHEN EMBANKMENT HEIGHT IS LESS THAN 5 FEET.

TYPICAL SECTION NO. 5 WAS OMITTED

K:\RAL_Roadway\011036186 - B-5119\Roadway\Proj\b5119_rdy_typdgn

12/8/2014