PROJECT REFERENCE NO.	SHEET NO.
5CR.10321.28, ETC.	SIG 1

High Speed Detection
[≥40 mph (64 km/hr)]

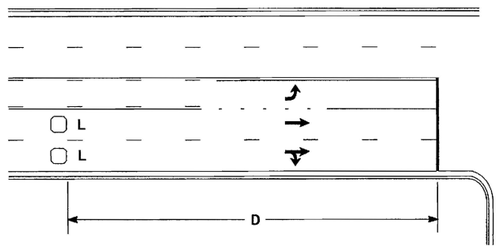

OR

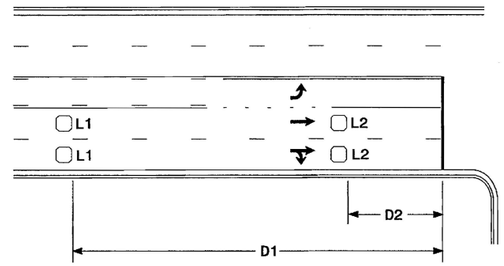

Speed Limit mph (km/hr)		D ft	(m)
40	(64)	250	(75)
45	(72)	300	(90)
50	(80)	355	(110)
55	(88)	420	(130)

L = 6ft X 6ft (1.8m X 1.8m)
Wired in series for TS1 Controllers
Wired separately for TS2, 170, and 2070L Controllers

Volume Density Operation

Speed Limit mph (km/hr)		D1 ft	(m)	D2 ft	(m)
40	(64)	250	(75)	80	(25)
45	(72)	300	(90)	90	(27)
50	(80)	355	(110)	100	(30)
55	(88)	420	(130)	110	(35)

L1 = 6ft X 6ft (1.8m X 1.8m) Wired in series

L2 = 6ft X 6ft (1.8m X 1.8m) Wired in series

"Stretch" Operation

Low Speed Detection
[≤35 mph (56 km/hr)]

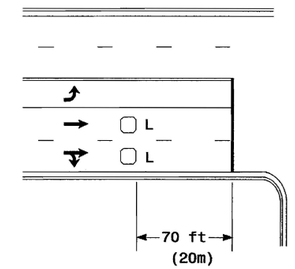

OR

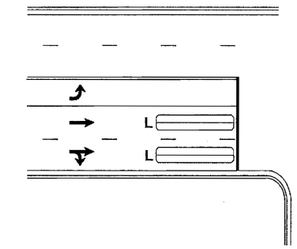

L = 6ft X 6ft (1.8m X 1.8m)
Wired in series

L = 6ft X 40ft (1.8m X 12.0m)
Quadrupole loop, wired separately

Left Turn Lane Detection

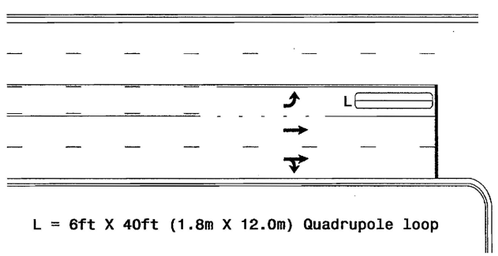

L = 6ft X 40ft (1.8m X 12.0m) Quadrupole loop

Presence Loop Detection

OR

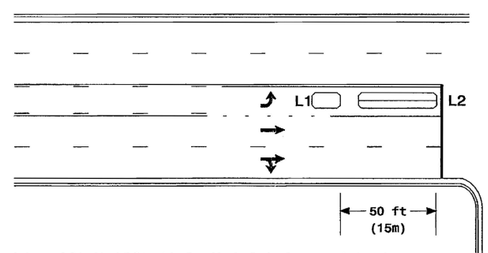

L1 = 6ft X 15ft (1.8m X 4.6m) Queue detector
L2 = 6ft X 40ft (1.8m X 12.0m) Quadrupole loop

Queue Loop Detection

Right Turn Lane Detection

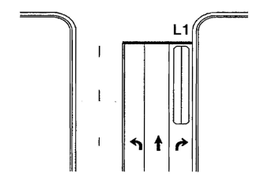

Standard Turn

L1 = 6ft X 40ft (1.8m X 12.0m) Quadrupole loop
L2 = 6ft X 6ft (1.8m X 1.8m) [Minimum] Presence loop
Wired separately
L3 = 6ft X 20ft (1.8m X 6.0m) Quadrupole loop
Wired in series

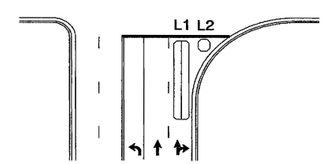

Wide Radius Turn

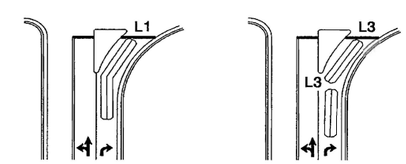

Channelized Turn

Side Street Detection

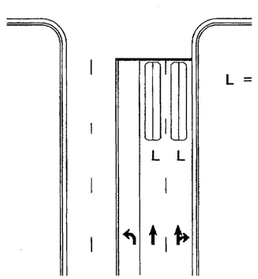

L = 6ft X 40ft (1.8m X 12.0m)
Quadrupole loop
Wired to separate detectors/channels

Presence Loop Placement at Stop Lines

Locate loop slightly behind leading edge of stop line

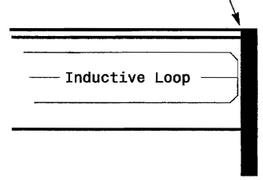

Note:
Loop may be located in advance of stop line when stop line is greater than 15′ (4.5m) from edge of intersecting roadway; or, when loop detects a permissive or protected/permissive left turn.

Recommended Number of Turns

Single 6′ X 6′ (1.8m X 1.8m) loop (wired separately):

Length of Lead-in ft	(m)	Number of Turns
< 250	(75)	3
250-375	(75-115)	4
375-525	(115-160)	5
> 525	(160)	6

Quadrupole loops: Use 2-4-2 turns

6′ X 15′ (1.8m X 4.6m) Loops:
Lead-in < 150′ (45 m), use 2 turns
Lead-in > 150′ (45 m), use 3 turns

Prepared in the Offices of:
Traffic Engineering and Safety Systems Branch
Signals and Geometrics Section
Division of Highways
Department of Transportation
122 N. McDowell St., Raleigh, NC 27603

Typical Loop Locations

PLAN DATE: June 2006	REVIEWED BY:
PREPARED BY: P L Alexander	REVIEWED BY:

REVISIONS	INIT.	DATE
▽ Revise pavement markings	aa	12/19/06

SCALE
N/A

SEAL
NORTH CAROLINA PROFESSIONAL SEAL 23486 ENGINEER PAUL LEE ALEXANDER
SIGNATURE
DATE 6/6/06
SIG. INVENTORY NO.

13-DEC-2006 14:29
s:\ess\signals\mib turn inms\sc4\oostypical2006.dgn
plalexander