T.I.P.: U-2525B

CONTRACT: C203399

STATE OF NORTH CAROLINA
DEPARTMENT OF TRANSPORTATION

TIP NO.	SHEET NO.
U-2525B	SIGN-1

APPROVED: _____

DATE: 5-19-2014

SEAL

NORTH CAROLINA PROFESSIONAL SEAL 20675 ENGINEER CHARLES A. JOHNSON III

SIGNING PLAN
GUILFORD COUNTY

Part 4 of 4

LOCATION: GREENSBORO EASTERN LOOP FROM NORTH OF US-70 RELOCATION TO US-29 NORTH OF GREENSBORO

ROADWAY STANDARD DRAWING

THE FOLLOWING ROADWAY STANDARDS AS APPEAR IN "ROADWAY STANDARD DRAWINGS" - PROJECT SERVICES UNIT - N.C. DEPARTMENT OF TRANSPORTATION - RALEIGH, N.C., DATED JANUARY 2012 ARE APPLICABLE TO THIS PROJECT AND BY REFERENCE HEREBY ARE CONSIDERED A PART OF THESE PLANS:

STD. NO.	TITLE
901.10	TYPE 'A' SIGNS
901.20	TYPE 'B' SIGNS
901.50	ARROWS AND SHIELDS
901.70	SIGN STRINGERS AND SUPPORT SPACING
901.80	SIGN MOUNTING DETAILS - FOR TYPE A AND TYPE B SIGNS
903.10	GROUND MOUNTED SIGN SUPPORTS (EXCEPT 2 OF 3 WHICH IS REPLACED WITH SIGN-2B IN PLANS)
904.10	ORIENTATION OF GROUND MOUNTED SIGNS
904.20	SECONDARY SIGN MOUNTING
904.30	SUPPLEMENTAL SIGN MOUNTING
904.40	MILEPOST AND PLACEMENT (REPLACED WITH SIGN-4NN IN PLANS)
904.50	MOUNTING OF TYPE 'D', 'E' AND 'F' SIGNS ON 'U' CHANNEL POSTS

PAY ITEM NOTES

1 DISPOSAL OF SIGN SYSTEM, OVERHEAD
2 DISPOSAL OF SIGN SYSTEM, STEEL BEAM
3 DISPOSAL OF SIGN SYSTEM, U-CHANNEL
4 DISPOSAL OF SIGN, A OR B (OVERHEAD)
5 DISPOSAL OF SIGN, A OR B (GROUND MOUNTED)
6 DISPOSAL OF SIGN, D, E OR F
7 DISPOSAL OF LIGHTING SYSTEM
8 DISPOSAL OF WALKWAY
9 SIGN ERECTION, TYPE A (OVERHEAD)
10 SIGN ERECTION, TYPE B (OVERHEAD)
11 SIGN ERECTION, TYPE A (GROUND MOUNTED)
12 SIGN ERECTION, TYPE B (GROUND MOUNTED)
13 SIGN ERECTION, TYPE D, E, AND F
14 SIGN ERECTION, MILEMARKERS

SUMMARY OF QUANTITIES

ITEM NO. DESC. NO.	ITEM NO. SECT. NO.	ITEM DESCRIPTION	QUANTITY	UNIT
4048000000	902	REINFORCED CONCRETE SIGN FOUNDATION	43	CY
4057000000	SP	OVERHEAD FOOTING	642	CY
4060000000	903	SUPPORTS, BREAKAWAY STEEL BEAM	27,630	LB
4066000000	903	SUPPORTS, SIMPLE STEEL BEAM	2,459	LB
4072000000	903	SUPPORTS, 3 LB STEEL U-CHANNEL	7,484	LF
4082100000	SP	SUPPORTS, OVERHEAD SIGN STRUCTURE 'A' 75' WEST OF EXISTING STRUCTURE	1	LS
4082100000	SP	SUPPORTS, OVERHEAD SIGN STRUCTURE 'B' ON RAMP TO I-85 SB & I-785 NB	1	LS
4082100000	SP	SUPPORTS, OVERHEAD SIGN STRUCTURE 'C' 50' EAST OF EXISTING STRUCTURE	1	LS
4082100000	SP	SUPPORTS, OVERHEAD SIGN STRUCTURE 'D' 50' EAST OF EXISTING STRUCTURE	1	LS
4082100000	SP	SUPPORTS, OVERHEAD SIGN STRUCTURE 'E' 100' EAST OF EXISTING STRUCTURE	1	LS
4082100000	SP	SUPPORTS, OVERHEAD SIGN STRUCTURE 'F' 400' WEST OF EXISTING STRUCTURE	1	LS
4082100000	SP	SUPPORTS, OVERHEAD SIGN STRUCTURE 'G' 100' WEST OF EXISTING STRUCTURE	1	LS
4082100000	SP	SUPPORTS, OVERHEAD SIGN STRUCTURE 'H' AT STA. 28+00 -L-	1	LS
4082100000	SP	SUPPORTS, OVERHEAD SIGN STRUCTURE 'I' AT STA. 39+00 -L-	1	LS
4082100000	SP	SUPPORTS, OVERHEAD SIGN STRUCTURE 'J' AT STA. 47+00 -L-	1	LS
4082100000	SP	SUPPORTS, OVERHEAD SIGN STRUCTURE 'K' AT STA. 69+00 -L-	1	LS
4082100000	SP	SUPPORTS, OVERHEAD SIGN STRUCTURE 'L' AT STA. 94+25 -L-	1	LS
4082100000	SP	SUPPORTS, OVERHEAD SIGN STRUCTURE 'M' AT STA. 135+50 -L-	1	LS
4082100000	SP	SUPPORTS, OVERHEAD SIGN STRUCTURE 'N' AT STA. 123+00 -L-	1	LS
4082100000	SP	SUPPORTS, OVERHEAD SIGN STRUCTURE 'O' AT STA. 187+50 -L-	1	LS
4082100000	SP	SUPPORTS, OVERHEAD SIGN STRUCTURE 'P' AT STA. 241+60 -L-	1	LS
4082100000	SP	SUPPORTS, OVERHEAD SIGN STRUCTURE 'Q' AT STA. 251+50 -L-	1	LS
4082100000	SP	SUPPORTS, OVERHEAD SIGN STRUCTURE 'R' AT STA. 48+50 -Y13-	1	LS
4082100000	SP	SUPPORTS, OVERHEAD SIGN STRUCTURE 'S' AT STA. 29+00 -I13CD-	1	LS
4082100000	SP	SUPPORTS, OVERHEAD SIGN STRUCTURE 'T' AT STA. 8+00 -Y13-	1	LS
4082100000	SP	SUPPORTS, OVERHEAD SIGN STRUCTURE 'U' AT STA. 36+50 -Y13-	1	LS
4082100000	SP	SUPPORTS, OVERHEAD SIGN STRUCTURE 'V' AT STA. 30+00 -Y13RPC-	1	LS
4082100000	SP	SUPPORTS, OVERHEAD SIGN STRUCTURE 'W' AT STA. 65+00 -Y13-	1	LS
4082100000	SP	SUPPORTS, OVERHEAD SIGN STRUCTURE 'X' AT STA. 77+50 -Y13-	1	LS
4082100000	SP	SUPPORTS, OVERHEAD SIGN STRUCTURE 'Y' AT STA. 90+75 -Y13-	1	LS
4082100000	SP	SUPPORTS, OVERHEAD SIGN STRUCTURE 'Z' AT STA. 100+00 -Y13-	1	LS
4082100000	SP	SUPPORTS, OVERHEAD SIGN STRUCTURE 'AB' AT STA. 127+50 -Y13-	1	LS
4082100000	SP	SUPPORTS, OVERHEAD SIGN STRUCTURE 'AC' 50' WEST OF EXISTING STRUCTURE	1	LS
4082100000	SP	SUPPORTS, OVERHEAD SIGN STRUCTURE 'AD' 500' SOUTH OF EXISTING OVERHEAD ASSEMBLY 'PP'	1	LS
4096000000	904	SIGN ERECTION, TYPE D	30	EA
4102000000	904	SIGN ERECTION, TYPE E	277	EA
4108000000	904	SIGN ERECTION, TYPE F	34	EA
4109000000	904	SIGN ERECTION, TYPE A (OVERHEAD)	28	EA
4109000000	904	SIGN ERECTION, TYPE B (OVERHEAD)	19	EA
4110000000	904	SIGN ERECTION, TYPE A (GROUND MOUNTED)	29	EA
4110000000	904	SIGN ERECTION, TYPE B (GROUND MOUNTED)	13	EA
4114000000	904	SIGN ERECTION, MILEMARKERS	36	EA
4149000000	907	DISPOSAL OF SIGN SYSTEM, OVERHEAD	7	EA
4152000000	907	DISPOSAL OF SIGN SYSTEM, STEEL BEAM	3	EA
4155000000	907	DISPOSAL OF SIGN SYSTEM, U-CHANNEL	106	EA
4234000000	907	DISPOSAL OF SIGN, A OR B (OVERHEAD)	47	EA
4236000000	907	DISPOSAL OF SIGN, A OR B (GROUND MOUNTED)	1	EA
4238000000	907	DISPOSAL OF SIGN, D, E OR F	5	EA
4251000000	907	DISPOSAL OF LIGHTING SYSTEM	18	EA
4263000000	907	DISPOSAL OF WALKWAY	18	EA

GENERAL NOTES

. SIGNS FURNISHED BY STATE
. ALL PROPOSED SIGNS SEE PAY ITEM NOTE 13 UNLESS OTHERWISE NOTED ON PLAN SHEETS.
. ALL TYPE 'D' SIGNS SHALL BE MOUNTED ON TWO U-CHANNEL POSTS UNLESS OTHERWISE INDICATED ON THE PLANS.
. IF REMOVAL OR RELOCATION OF SIGNS ON PRIVATE STREET (NON-STATE MAINTAINED) IS REQUIRED DUE TO CONSTRUCTION, THE CONTRACTOR SHALL INFORM THE ENGINEER. THE WORK WILL BE COMPLETED BY OTHERS.
. SIGNING PLANS DO NOT INCLUDE TEMPORARY CONSTRUCTION SIGNING, SEE TRAFFIC CONTROL PLANS. SEE PAVEMENT MARKING PLAN FOR PAVEMENT MARKING DESIGN.
. WHEN NOT STATIONED OR DIMENSIONED ON PLANS, ALL 'E' AND 'F' SIGNS SHALL BE FIELD LOCATED BY THE ENGINEER.
. WHEN EXISTING SIGNS ARE REMOVED AND INSTALLED ON NEW SUPPORTS, THE RE-ERECTION SHALL IMMEDIATELY FOLLOW THE REMOVAL.
. THE BACKGROUND FOR TYPE E, F & MILEMARKER SIGNS SHALL BE GRADE C REFLECTIVE SHEETING UNLESS OTHERWISE NOTED.
. DO NOT BEGIN FABRICATION FOR TYPES A & B SIGNS MOUNTED ON OVERHEAD STRUCTURES OR STEEL SUPPORTS UNTIL "S" DIMENSIONS HAVE BEEN FIELD VERIFIED.
. SEE ROADWAY PLANS FOR GUARD/GUIDE RAIL DETAILS.

INDEX

SHEET NO.	DESCRIPTION
SIGN-1	TITLE SHEET
SIGN-1A	KEY SHEET
SIGN-2-2B	SUPPORT INFORMATION AND GROUND MOUNT SHEETS
SIGN-3-3TT	OVERHEAD STRUCTURE LINE DRAWINGS
SIGN-4-4NN	SIGN DESIGNS, TYPE E & F SIGNS AND MILEMARKERS
SIGN-5-32	SIGN DETAIL SHEETS

PLAN PREPARED BY :

HNTB NORTH CAROLINA, P.C.
343 E. Six Forks Road, Suite 200
Raleigh, North Carolina 27609
NC License No: C-1554

C.A. JOHNSON, III, PE — *SIGNING PROJECT ENGINEER*
A.D. KLINKSIEK, PE, PTOE — *SIGNING DESIGN ENGINEER*
T.R. TERRELL — *SIGNING DESIGN TECHNICIAN*

CONTACTS: N.C.D.O.T. SIGNING AND DELINEATION UNIT

SUSAN KUNZ — SIGNING & DELINEATION REGIONAL ENGINEER
JAMES HAMBRIGHT — SIGNING & DELINEATION PROJECT DESIGN ENGINEER

TIP NO.	SHEET NO.
U-2525B	SIGN-1A

APPROVED:

DATE: 1-06-2014

SEAL

NORTH CAROLINA PROFESSIONAL SEAL 20675 ENGINEER CHARLES A. JOHNSON III

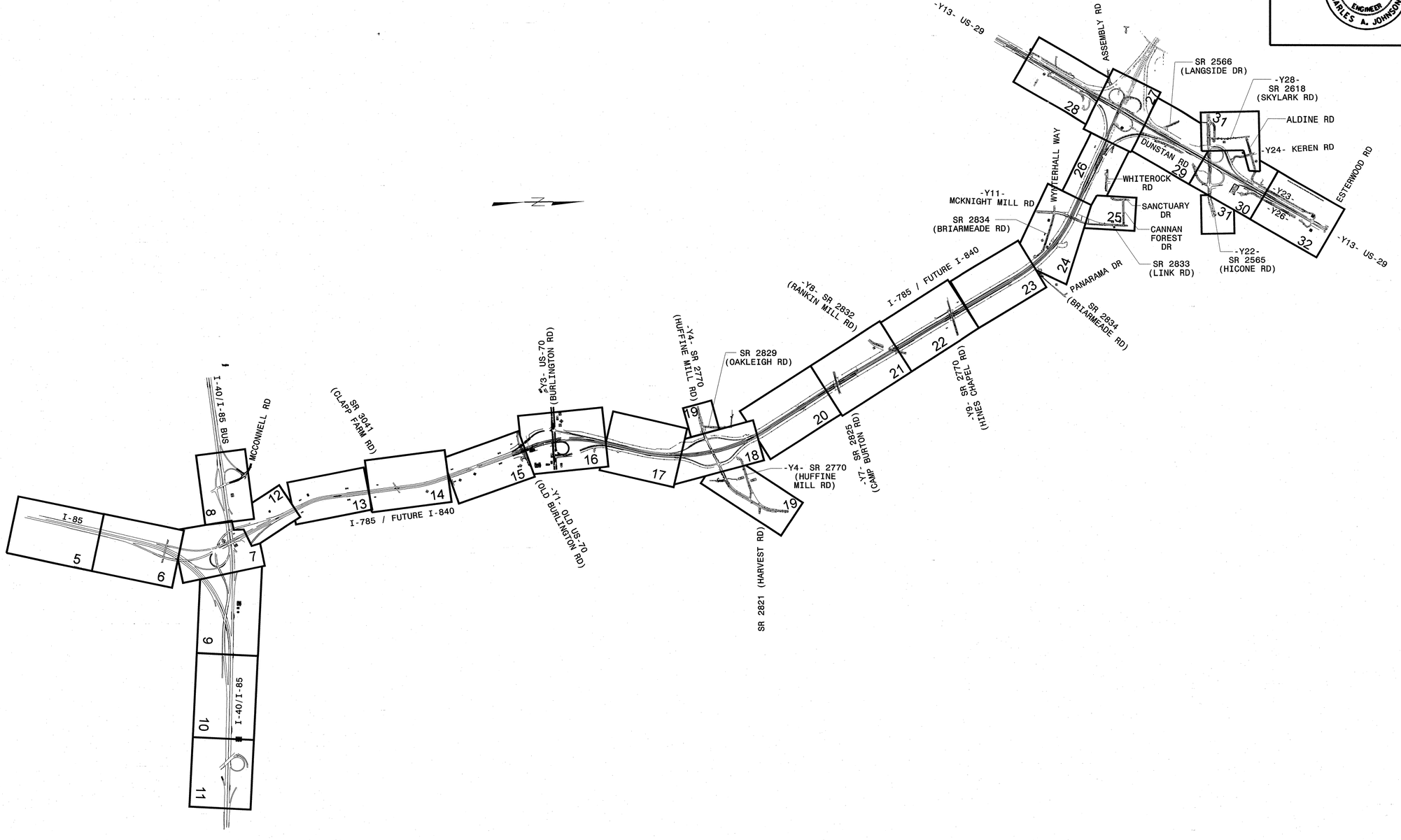

HNTB NORTH CAROLINA, P.C.
343 E. Six Forks Road, Suite 200
Raleigh, North Carolina 27609
NC License No: C-1554

KEY SHEET

TIP NO.	SHEET NO.
U-2525B	SIGN-2

APPROVED:

DATE: 1-06-2014

SEAL

NORTH CAROLINA PROFESSIONAL SEAL 20675 ENGINEER CHARLES A. JOHNSON III

TYPE "A" AND "B" GROUND MOUNTED SIGNS

SIGN NO.	SIGN TYPE	SIGN SIZE (in.) w	x	h	ROADWAY STATION	NO. OF SUP.	BEAM SECTION	SUPPORT TYPE BA or S	ATTACH METHOD	MOUNTING METHOD	HORIZ. CLR.* (ft.)	LENGTH (ft) SNS HT H	MTG HT C	EMBED-MENT	LEFT SUPPORT (ft) S	L	TOTAL LENGTH	CENTER SUPPORT (ft) S	L	TOTAL LENGTH	RIGHT SUPPORT (ft) S	L	TOTAL LENGTH	FOOTING DIAMETER (ft.)	FOOTING DEPTH (ft.)	B/A SUPPORT WEIGHTS (lbs.)	SIMPLE SUPPORT WEIGHTS (lbs.)	REINF. FTGS. (c.y.)	PLAIN FTGS. (c.y.)	FIELD VERIFIED SEE NOTE 2 (mm/dd/yy)
101	A	216	X	114	I-85 NB	2	W10x26	BA	N/A	N/A	19.00	9.50	7.00	5.5	3.00	19.50	25.00	0.00	0.00	0.00	7.00	23.50	29.00	2.5	6	1692.14	0.00	2.18	0.00	
102	A	180	X	114	I-785 NB	2	W8x18	BA	N/A	N/A	30.00	9.50	10.00	5.5	0.50	20.00	25.50	0.00	0.00	0.00	-3.00	16.50	22.00	2	6	1017.12	0.00	1.40	0.00	
103	A	150	X	192	I-40 WB / I-85 SB	2	W10x26	BA	N/A	N/A	30.00	16.00	9.00	6	-1.00	24.00	30.00	0.00	0.00	0.00	-2.00	23.00	29.00	2.5	6.5	1822.14	0.00	2.36	0.00	
104	A	180	X	114	I-785 SB	2	W8x18	BA	N/A	N/A	32.00	9.50	10.00	5.5	1.00	20.50	26.00	0.00	0.00	0.00	-3.00	16.50	22.00	2	6	1026.12	0.00	1.40	0.00	
105A	B	114	X	30																										
105B	A	258	X	150	I-785 NB	3	W14x30	BA	1-R	N/A	30.00	12.50	12.00	6	1.00	25.50	31.50	-2.00	22.50	28.50	-5.00	19.50	25.50	3	6.5	3292.49	0.00	5.11	0.00	
106A	B	114	X	30																										
106B	A	258	X	150	4+00 -L-	3	W14x30	BA	1-R	N/A	21.00	12.50	7.00	6	2.00	21.50	27.50	4.00	23.50	29.50	6.00	25.50	31.50	3	6.5	3382.49	0.00	5.11	0.00	
107A	B	114	X	30																										
107B	A	258	X	150	52+50 -L-	3	W14x30	BA	1-R	N/A	30.00	12.50	9.63	6	3.37	25.50	31.50	1.19	23.32	29.32	-2.63	19.50	25.50	3	6.5	3317.09	0.00	5.11	0.00	
108A	B	114	X	30																										
108B	A	228	X	66	152+50 -L-	3	W8x21	S	1-R	N/A	20.00	5.50	7.00	5	3.66	16.16	21.16	7.03	19.53	24.53	10.41	22.91	27.91	2	5.5	0.00	1545.60	1.92	0.00	
109A	B	114	X	30																										
109B	A	228	X	66	200+50 -L-	3	W6x16	BA	1-R	N/A	30.00	5.50	8.57	5	3.43	17.50	22.50	1.81	15.88	20.88	-1.57	12.50	17.50	1.5	5.5	1172.65	0.00	1.08	0.00	
110A	B	120	X	48																										
110B	A	108	X	132	267+00 -L-	2	W8x18	S	1	N/A	20.00	11.00	7.00	5.5	1.80	19.80	25.30	0.00	0.00	0.00	1.90	19.90	25.40	2	6	0.00	912.60	1.40	0.00	

NOTES

1. DIMENSION "S" REPRESENTS AN INCREASE (+), OR A DECREASE (-) IN POLE LENGTH, RELATIVE TO THE ELEVATION OF THE EDGE OF PAVEMENT.

2. FIELD VERIFICATIONS SHALL BE REQUIRED FOR ALL SUPPORTS, SEE (*) ARTICLE 903-3. FABRICATORS SHALL BE AISC CERTIFIED IN CATEGORY 1, SEE (*) ARTICLE 1072-1. (*) = N.C.D.O.T. STANDARD SPECIFICATIONS FOR ROADS AND STRUCTURES

3. PLAN LOCATIONS FOR EXISTING UTILITIES ARE BASED ON THE BEST AVAILABLE INFORMATION AND, THEREFORE MAY NOT BE PRECISELY ACCURATE. THEREFORE, IT IS INCUMBENT UPON THE CONTRACTOR TO DETERMINE THE EXACT LOCATION OF UTILITIES BEFORE BEGINNING WORK IN A LOCATION.

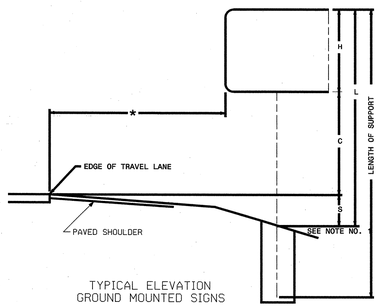

TYPICAL ELEVATION
GROUND MOUNTED SIGNS

HNTB NORTH CAROLINA, P.C.
343 E. Six Forks Road, Suite 200
Raleigh, North Carolina 27609
NC License No: C-1554

TYPE "A" AND TYPE "B" GROUND MOUNTED SIGNS

TIP NO.	SHEET NO.
U-2525B	SIGN-2A

APPROVED:

DATE: 1-06-2014

SEAL

NORTH CAROLINA PROFESSIONAL SEAL 20675 ENGINEER CHARLES A. JOHNSON III

TYPE "A" AND "B" GROUND MOUNTED SIGNS

SIGN NO.	SIGN TYPE	SIGN SIZE (in.) w	x	h	ROADWAY STATION	NO. OF SUP.	BEAM SECTION	SUPPORT TYPE BA or S	ATTACH METHOD	MOUNTING METHOD	HORIZ. CLR.* (ft.)	LENGTH (ft) SNS HT H	MTG HT C	EMBED-MENT	LEFT SUPPORT (ft) S	L	TOTAL LENGTH	CENTER SUPPORT (ft) S	L	TOTAL LENGTH	RIGHT SUPPORT (ft) S	L	TOTAL LENGTH	FOOTING DIAMETER (ft.)	FOOTING DEPTH (ft.)	B/A SUPPORT WEIGHTS (lbs.)	SIMPLE SUPPORT WEIGHTS (lbs.)	REINF. FTGS. (c.y.)	PLAIN FTGS. (c.y.)	FIELD VERIFIED SEE NOTE 2 (mm/dd/yy)
201A	A	72	X	60																										
201B	B	72	X	24	I-40 E226 Ramp Split	2	W6x9	BA	N/A	2	△	7.00	7.50	4	-0.50	14.00	18.00	0.00	0.00	0.00	-0.50	14.00	18.00	1.5	4.5	387.12	0.00	0.59	0.00	
202A	A	78	X	60																										
202B	B	78	X	24	30+63 -L-	2	W6x9	BA	N/A	2	△	7.00	7.00	3.5	1.23	15.23	18.73	0.00	0.00	0.00	1.87	15.87	19.37	1.5	4	406.02	0.00	0.52	0.00	
203	A	78	X	60	35+28 -L-	2	W6x9	BA	N/A	N/A	△	5.00	7.00	4	0.67	12.67	16.67	0.00	0.00	0.00	1.62	13.62	17.62	1.5	4.5	371.73	0.00	0.59	0.00	
204	A	78	X	60	71+41 -L-	2	W6x9	BA	N/A	N/A	△	5.00	7.00	4	0.24	12.24	16.24	0.00	0.00	0.00	1.87	13.87	17.87	1.5	4.5	370.11	0.00	0.59	0.00	
205	A	78	X	60	91+62 -L-	2	W6x9	BA	N/A	N/A	△	5.00	7.00	4	0.69	12.69	16.69	0.00	0.00	0.00	1.33	13.33	17.33	1.5	4.5	369.30	0.00	0.59	0.00	
206	A	72	X	90	248+27 -L-	2	W6x9	BA	N/A	N/A	△	7.50	7.00	4	0.53	15.03	19.03	0.00	0.00	0.00	1.02	15.52	19.52	1.5	4.5	410.07	0.00	0.59	0.00	
207A	A	108	X	60																										
207B	B	108	X	24	272+72 -L-	2	W6x9	BA	N/A	2	△	7.00	7.00	4	0.66	14.66	18.66	0.00	0.00	0.00	0.55	14.55	18.55	1.5	4.5	398.01	0.00	0.59	0.00	
208A	A	126	X	60																										
208B	B	126	X	24	55+98 -Y13-	2	W6x12	BA	N/A	2	△	7.00	7.00	4.5	1.56	15.56	20.06	0.00	0.00	0.00	2.56	16.56	21.06	1.5	5	578.80	0.00	0.65	0.00	
209	A	96	X	60	58+39 -Y13-	2	W6x9	BA	N/A	N/A	△	5.00	7.00	4	0.51	12.51	16.51	0.00	0.00	0.00	1.04	13.04	17.04	1.5	4.5	365.07	0.00	0.59	0.00	
210A	A	96	X	60																										
210B	B	96	X	24	22+50 -I13CD-	2	W6x9	BA	N/A	2	△	7.00	7.00	4	2.02	16.02	20.02	0.00	0.00	0.00	1.84	15.84	19.84	1.5	4.5	421.86	0.00	0.59	0.00	
211	A	126	X	60	37+78 -Y13-	2	W6x9	BA	N/A	N/A	△	5.00	7.00	4	0.61	12.61	16.61	0.00	0.00	0.00	0.98	12.98	16.98	1.5	4.5	365.43	0.00	0.59	0.00	
212A	A	96	X	60																										
212B	B	96	X	24	92+44 -Y13-	2	W6x9	BA	N/A	2	△	7.00	7.00	4	1.16	15.16	19.16	0.00	0.00	0.00	1.94	15.94	19.94	1.5	4.5	415.02	0.00	0.59	0.00	
213	A	96	X	60	98+71 -Y13-	2	W6x9	BA	N/A	N/A	△	5.00	7.00	4	0.71	12.71	16.71	0.00	0.00	0.00	1.34	13.34	17.34	1.50	4.5	369.57	0.00	0.59	0.00	
																										TOTAL 27629.68	TOTAL 2458.20	TOTAL 42.47	TOTAL 0.00	
																										USE: 27630	2459	43	0	

NOTES

1. DIMENSION "S" REPRESENTS AN INCREASE (+), OR A DECREASE (-) IN POLE LENGTH, RELATIVE TO THE ELEVATION OF THE EDGE OF PAVEMENT.
2. FIELD VERIFICATIONS SHALL BE REQUIRED FOR ALL SUPPORTS, SEE (*) ARTICLE 903-3. FABRICATORS SHALL BE AISC CERTIFIED IN CATEGORY 1, SEE (*) ARTICLE 1072-1. (*) = N.C.D.O.T. STANDARD SPECIFICATIONS FOR ROADS AND STRUCTURES
3. PLAN LOCATIONS FOR EXISTING UTILITIES ARE BASED ON THE BEST AVAILABLE INFORMATION AND, THEREFORE MAY NOT BE PRECISELY ACCURATE. THEREFORE, IT IS INCUMBENT UPON THE CONTRACTOR TO DETERMINE THE EXACT LOCATION OF UTILITIES BEFORE BEGINNING WORK IN A LOCATION.

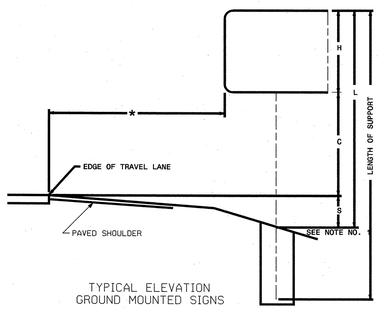

TYPICAL ELEVATION
GROUND MOUNTED SIGNS

△

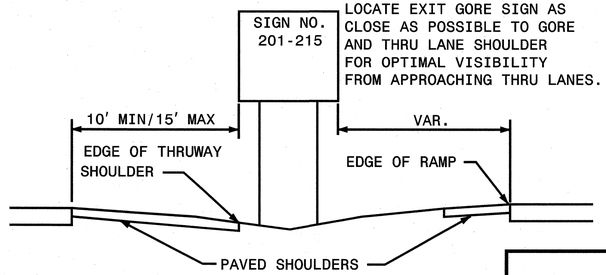

HNTB NORTH CAROLINA, P.C.
343 E. Six Forks Road, Suite 200
Raleigh, North Carolina 27609
NC License No: C-1554

TYPE "A" AND TYPE "B" GROUND MOUNTED SIGNS

TIP NO.	SHEET NO.
U-2525B	SIGN-2B

APPROVED: RLW

DATE: 3/8/12

SEAL

NORTH CAROLINA PROFESSIONAL SEAL 022959 ENGINEER RONALD W KING

STATE OF NORTH CAROLINA
DEPT. OF TRANSPORTATION
DIVISION OF HIGHWAYS
RALEIGH, N.C.

1-12

ENGLISH DETAIL DRAWING FOR

GROUND MOUNTED SIGN SUPPORTS

	SLIP BASE PLATE DATA							KEEPER PLATE DATA						HINGE CONNECTION DATA									BREAK AWAY SUPPORT WEIGHT CONSTANT LBS.
BEAM SHAPE	BOLT SIZE	A_1	B_1	C_1	D_1	E_1	T_1	R_1	A_2	B_2	C_2	D_2	E_2	R_2	T_2	BOLT SIZE	F	G	H	I	J	K	L	R_3	T_3	
S3X5.7	½"DIA.X 3"	7"	4"	1"	¾"	2½"	1"	9/32"	7"	4"	1"	¾"	2½"	9/32"	28 GAUGE	½"DIA.X1¼"	2¼"	3½"	4"	½"	1"	½"	2"	9/32"	3/8"	18
S4X7.7	½"DIA.X 3"	8"	4"	1"	¾"	2½"	1"	9/32"	8"	4"	1"	¾"	2½"	9/32"	28 GAUGE	½"DIA.X1¼"	2 5/8"	3½"	4"	½"	1"	½"	2"	9/32"	3/8"	20
W6X9	½"DIA.X 3"	10"	5"	1"	¾"	3½"	1"	9/32"	10"	5"	1"	¾"	3½"	9/32"	28 GAUGE	½"DIA.X1¼"	4"	3½"	4"	¾"	1"	½"	2"	9/32"	3/8"	32
W6X12	5/8"DIA.X3¾"	11"	5"	1¼"	⅞"	3¼"	1¼"	11/32"	11"	5"	1¼"	⅞"	3¼"	11/32"	28 GAUGE	5/8"DIA.X2¼"	4"	4"	4½"	¾"	1⅛"	5/8"	2¼"	11/32"	3/8"	39
W6X16	5/8"DIA.X3¾"	12"	6"	1¼"	⅞"	4¼"	1½"	11/32"	12"	6"	1¼"	⅞"	4¼"	11/32"	28 GAUGE	5/8"DIA.X2½"	4"	4"	4½"	¾"	1⅛"	5/8"	2¼"	11/32"	½"	47
W8X18	5/8"DIA.X 4¼"	13½"	6½"	1¼"	⅞"	4¾"	1½"	11/32"	13½"	6½"	1¼"	⅞"	4¾"	11/32"	28 GAUGE	5/8"DIA.X2½"	5¼"	4"	4½"	1"	1⅛"	5/8"	2¼"	11/32"	½"	70
W8X21	¾"DIA.X 4¼"	14"	7"	1½"	1"	5"	1½"	13/32"	14"	7"	1½"	1"	5"	13/32"	28 GAUGE	¾"DIA.X2¾"	5¼"	6"	7"	1"	1¾"	¾"	3½"	13/32"	½"	73
W10X22	¾"DIA.X 4¼"	16"	8"	1½"	1"	6"	1½"	13/32"	16"	8"	1½"	1"	6"	13/32"	28 GAUGE	¾"DIA.X2¾"	5¾"	6"	7"	1"	1¾"	¾"	3½"	13/32"	½"	119
W10X26	¾"DIA.X4¾"	16½"	8"	1½"	1"	6"	1¾"	13/32"	16½"	8"	1½"	1"	6"	13/32"	28 GAUGE	¾"DIA.X2¾"	5¾"	6"	7"	1"	1¾"	¾"	3½"	13/32"	5/8"	140
W12X26	¾"DIA.X4¾"	18½"	9"	1½"	1"	7"	1¾"	13/32"	18½"	9"	1½"	1"	7"	13/32"	28 GAUGE	¾"DIA.X2¾"	6½"	6"	7"	1"	1¾"	¾"	3½"	13/32"	5/8"	176
W14X30	1"DIA.X 5"	22"	9"	2"	1½"	6"	2"	17/32"	22"	9"	2"	1½"	6"	17/32"	28 GAUGE	1"DIA.X3"	6¾"	7"	8"	1¼"	2"	1"	4"	17/32"	5/8"	205
W16X31	1"DIA.X 5"	24"	9"	2"	1½"	6"	2"	17/32"	24"	9"	2"	1½"	6"	17/32"	28 GAUGE	1"DIA.X3¼"	5½"	7"	8"	1¼"	2"	1"	4"	17/32"	¾"	223
W18X35	1"DIA.X 5"	25"	9"	2"	1½"	6"	2"	17/32"	25"	9"	2"	1½"	6"	17/32"	28 GAUGE	1"DIA.X3¼"	6"	7"	8"	1¼"	2"	1"	4"	17/32"	¾"	243
W18X40	1"DIA.X5½"	26"	9"	2"	1½"	6"	2¼"	17/32"	26"	9"	2"	1½"	6"	17/32"	28 GAUGE	1"DIA.X3¾"	6"	7"	8"	1¼"	2"	1"	4"	17/32"	⅞"	278
W21X44	1"DIA.X5½"	29"	9"	2"	1½"	6"	2½"	17/32"	29"	9"	2"	1½"	6"	17/32"	28 GAUGE	1"DIA.X3¾"	6½"	7"	8"	1¼"	2"	1"	4"	17/32"	⅞"	310

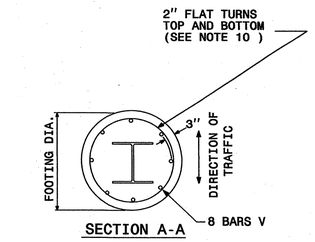

SECTION A-A

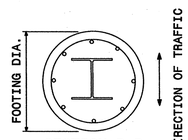

SECTION B-B

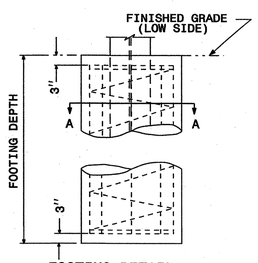

FOOTING DETAIL

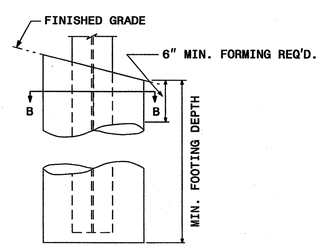

FOOTING DETAIL

FOUNDATION DATA *		
FOOTING DIAMETER	REINFORCEMENT	SPIRAL BAR
1' 6"	8 # 6 BARS	#3 BAR, 6" PITCH
2'	8 # 7 BARS	#3 BAR, 6" PITCH
2' 6"	8 # 9 BARS	#3 BAR, 6" PITCH
3'	8 # 11 BARS	#3 BAR, 6" PITCH
3' 6"	8 # 12 BARS	#3 BAR, 6" PITCH
4'	8 # 14 BARS	#3 BAR, 6" PITCH

* FOUNDATION DIMENSIONS ARE SHOWN IN PLANS

SHEET 2 OF 3

903D10

STATE OF NORTH CAROLINA
DEPT. OF TRANSPORTATION
DIVISION OF HIGHWAYS
RALEIGH, N.C.

1-12

ENGLISH DETAIL DRAWING FOR

GROUND MOUNTED SIGN SUPPORTS

SHEET 2 OF 3

903D10

REVISED SIGNING
ROADWAY STANDARD DRAWING

08-MAR-2012 11:10
S:\STRUCTURES Group\PMP\2012 Standard Drawings\Standard Dwgs 8-17-11\Revised\0903J0_sgn_sht02_gm support_Revised_Sealed.dgn
dsteeves AT TE24745

TIP NO.	SHEET NO.
U-2525B	SIGN-3

APPROVED: [signature]

DATE: 1-06-2014

SEAL

NORTH CAROLINA PROFESSIONAL SEAL 20675 ENGINEER CHARLES A. JOHNSON III

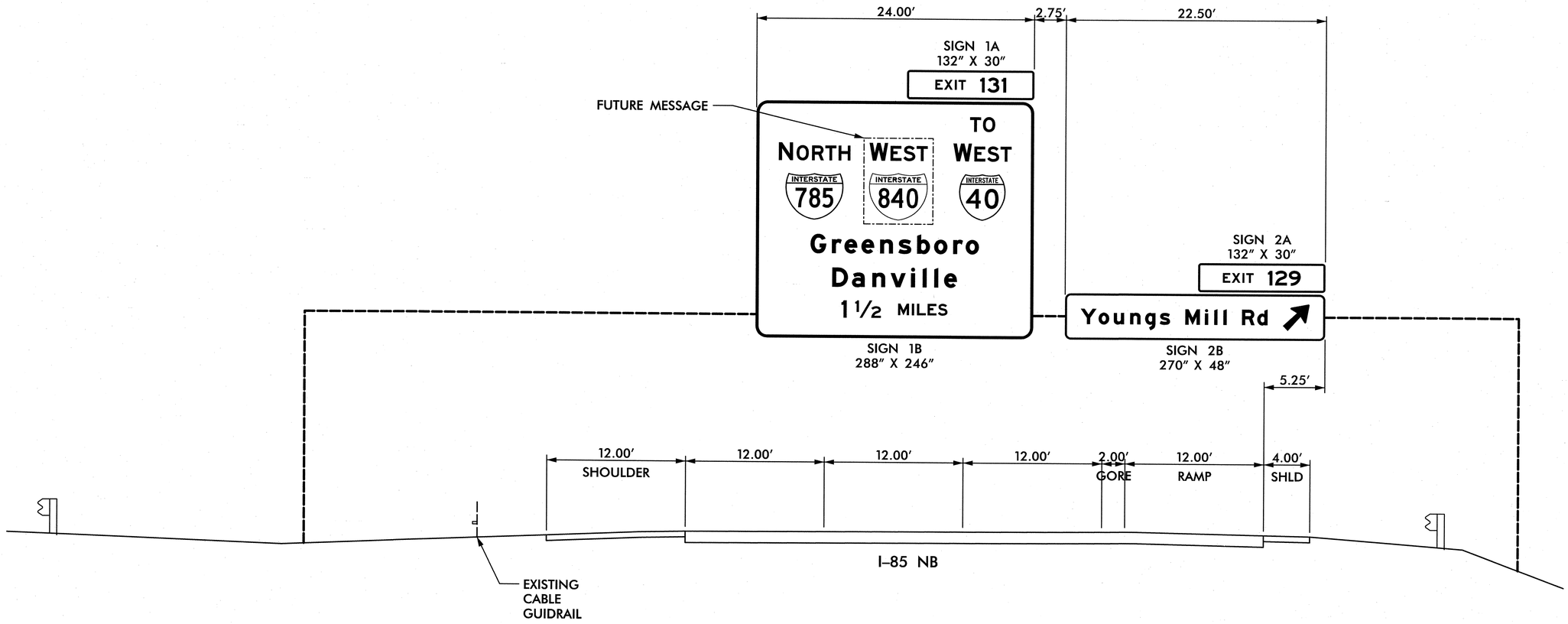

NOTES:

SEE STANDARD 904–3(B)(3) FOR REQUIREMENTS OF NEW STRUCTURAL MEMBERS, MOUNTING HARDWARE FOR NEW SIGNS, SHOP DRAWINGS, BRACING AND ACCESSORY HARDWARE FOR ATTACHMENTS.

CUT EXISTING WALKWAY SUPPORTS AT THE BOTTOM OF PROPOSED PANELS.

SEE NCDOT STANDARD SPECIFICATIONS, SECTION 1076–6 FOR REPAIR OF GALVANIZING.

ERECT SIGN PANELS WITH MINIMUM 18′ VERITCAL CLEARANCE.

HNTB NORTH CAROLINA, P.C.
343 E. Six Forks Road, Suite 200
Raleigh, North Carolina 27609
NC License No: C-1554

EXISTING OVERHEAD ASSEMBLY 'AA' I-85 NB

TIP NO.	SHEET NO.
U-2525B	SIGN-3A

APPROVED:

DATE: 1-06-2014

SEAL

NORTH CAROLINA PROFESSIONAL SEAL 20675 ENGINEER CHARLES A. JOHNSON III

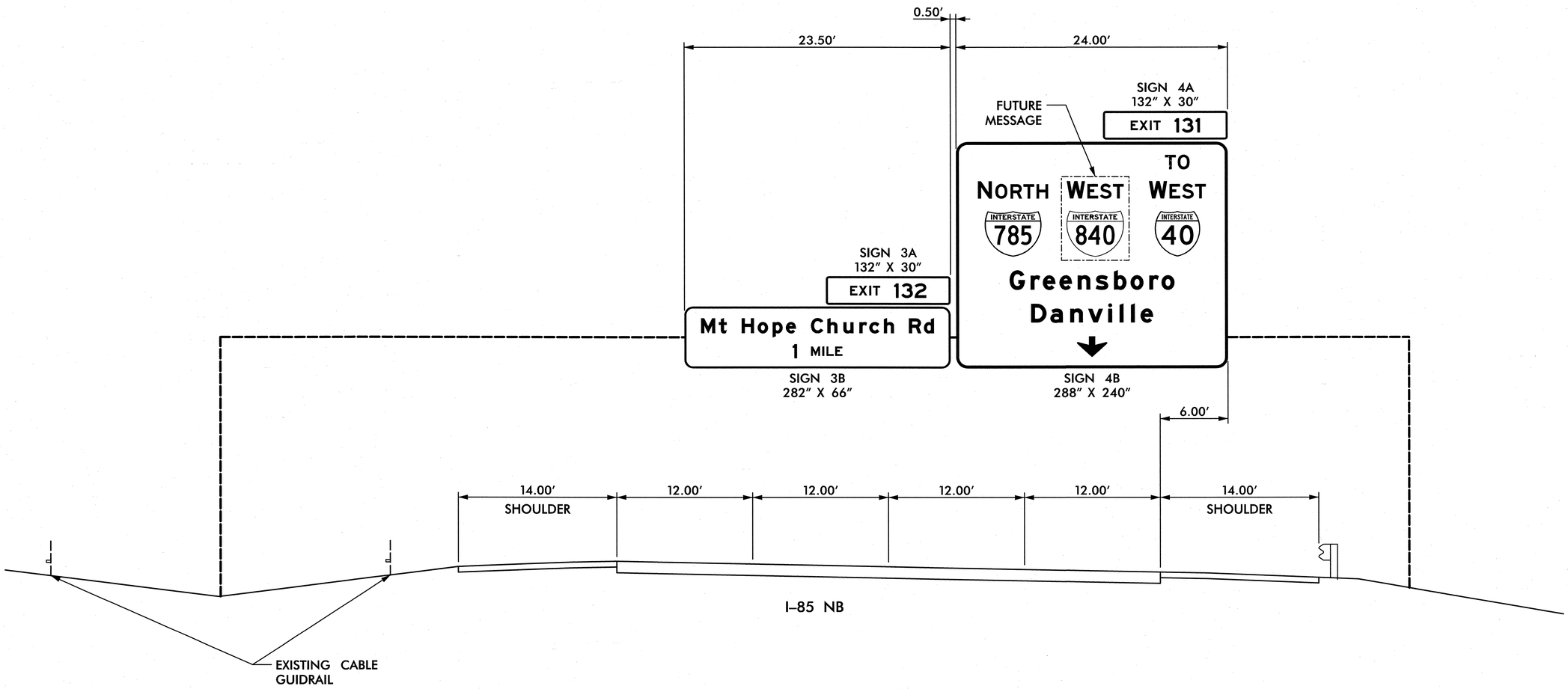

NOTES:

SEE STANDARD 904–3(B)(3) FOR REQUIREMENTS OF NEW STRUCTURAL MEMBERS, MOUNTING HARDWARE FOR NEW SIGNS, SHOP DRAWINGS, BRACING AND ACCESSORY HARDWARE FOR ATTACHMENTS.

CUT EXISTING WALKWAY SUPPORTS AT THE BOTTOM OF PROPOSED PANELS.

SEE NCDOT STANDARD SPECIFICATIONS, SECTION 1076–6 FOR REPAIR OF GALVANIZING.

ERECT SIGN PANELS WITH MINIMUM 18′ VERITCAL CLEARANCE.

HNTB
HNTB NORTH CAROLINA, P.C.
343 E. Six Forks Road, Suite 200
Raleigh, North Carolina 27609
NC License No: C-1554

EXISTING OVERHEAD ASSEMBLY 'BB' I-85 NB

TIP NO.	SHEET NO.
U-2525B	SIGN-3B

APPROVED: _____

DATE: 1-06-2014

SEAL

NORTH CAROLINA PROFESSIONAL SEAL 20675 ENGINEER CHARLES A. JOHNSON III

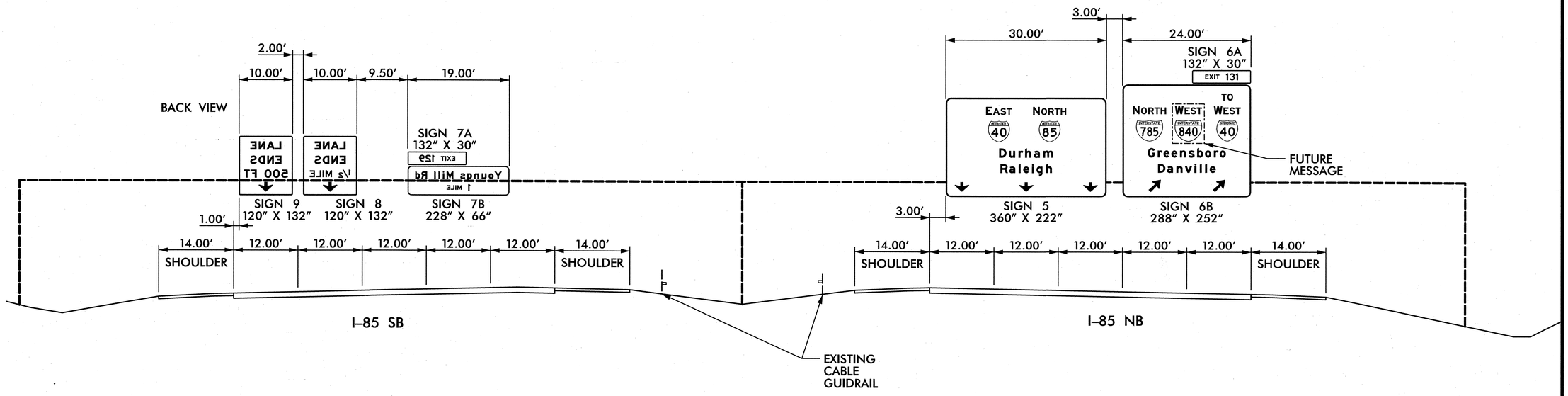

NOTES:

SEE STANDARD 904–3(B)(3) FOR REQUIREMENTS OF NEW STRUCTURAL MEMBERS, MOUNTING HARDWARE FOR NEW SIGNS, SHOP DRAWINGS, BRACING AND ACCESSORY HARDWARE FOR ATTACHMENTS.

CUT EXISTING WALKWAY SUPPORTS AT THE BOTTOM OF PROPOSED PANELS.

SEE NCDOT STANDARD SPECIFICATIONS, SECTION 1076–6 FOR REPAIR OF GALVANIZING.

ERECT SIGN PANELS WITH MINIMUM 18′ VERITCAL CLEARANCE.

HNTB NORTH CAROLINA, P.C.
343 E. Six Forks Road, Suite 200
Raleigh, North Carolina 27609
NC License No: C-1554

EXISTING OVERHEAD ASSEMBLY 'CC' I-85 NB

TIP NO.	SHEET NO.
U-2525B	SIGN-3C

APPROVED: _____

DATE: 1-06-2014

SEAL

NORTH CAROLINA PROFESSIONAL SEAL 20675 ENGINEER CHARLES A. JOHNSON III

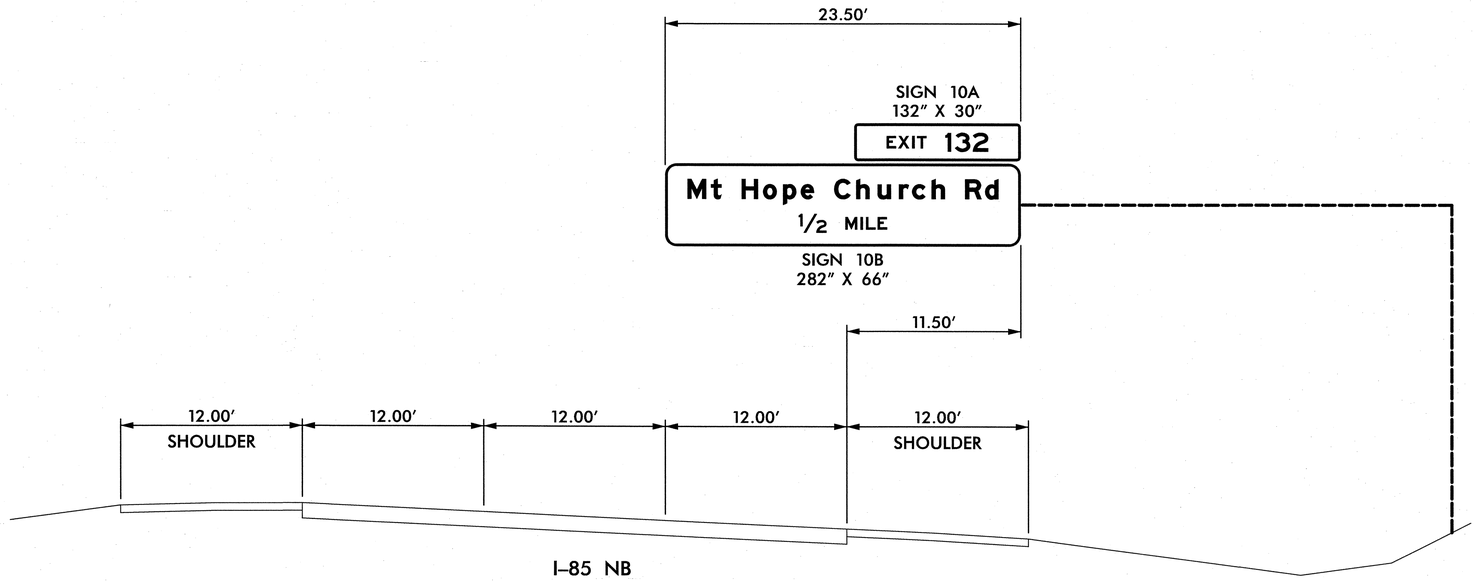

NOTES:

SEE STANDARD 904-3(B)(3) FOR REQUIREMENTS OF NEW STRUCTURAL MEMBERS, MOUNTING HARDWARE FOR NEW SIGNS, SHOP DRAWINGS, BRACING AND ACCESSORY HARDWARE FOR ATTACHMENTS.

CUT EXISTING WALKWAY SUPPORTS AT THE BOTTOM OF PROPOSED PANELS.

SEE NCDOT STANDARD SPECIFICATIONS, SECTION 1076-6 FOR REPAIR OF GALVANIZING.

ERECT SIGN PANELS WITH MINIMUM 18' VERITCAL CLEARANCE.

HNTB
HNTB NORTH CAROLINA, P.C.
343 E. Six Forks Road, Suite 200
Raleigh, North Carolina 27609
NC License No: C-1554

EXISTING OVERHEAD ASSEMBLY 'DD' I-85 NB

TIP NO.	SHEET NO.
U-2525B	SIGN-3D

APPROVED: [signature]

DATE: 1-06-2014

SEAL

NORTH CAROLINA PROFESSIONAL SEAL 20675 ENGINEER CHARLES A. JOHNSON III

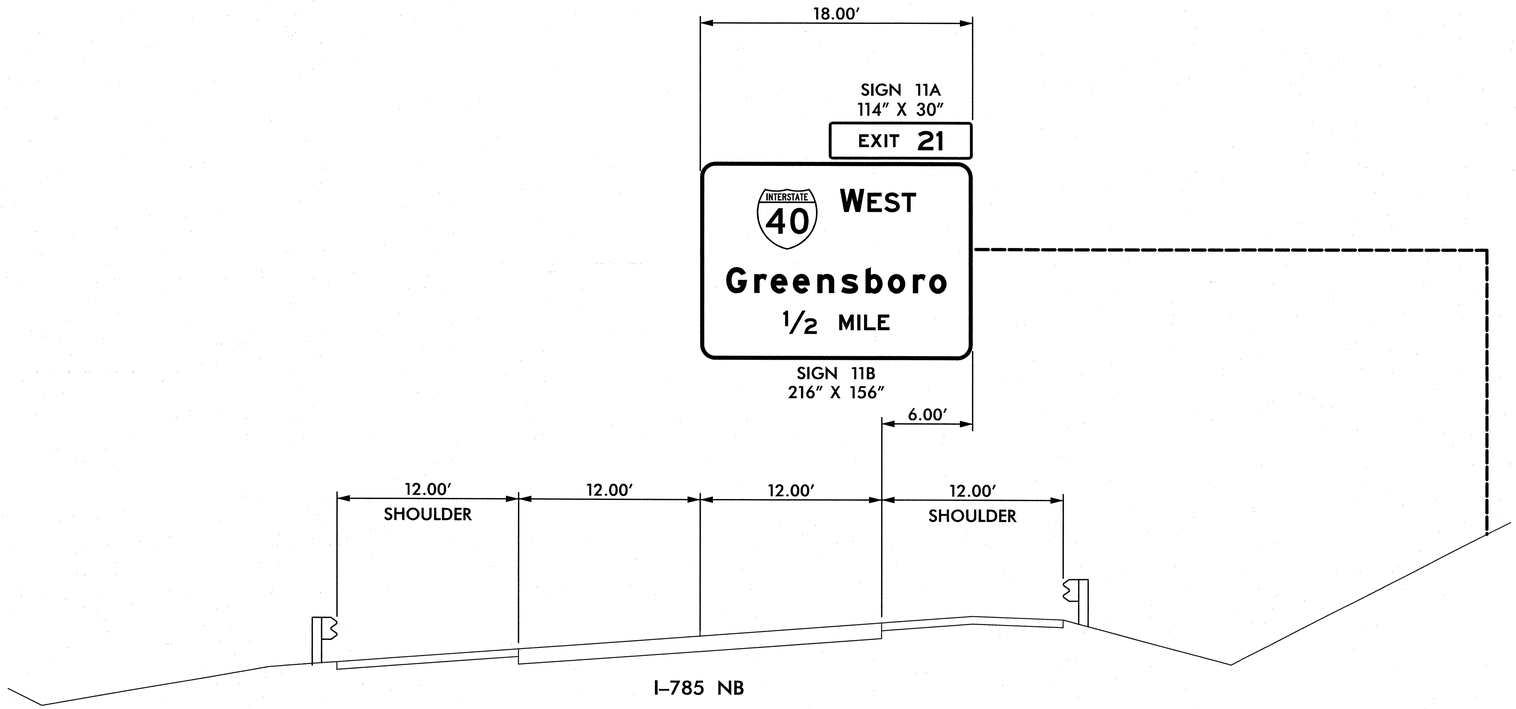

NOTES:

SEE STANDARD 904-3(B)(3) FOR REQUIREMENTS OF NEW STRUCTURAL MEMBERS, MOUNTING HARDWARE FOR NEW SIGNS, SHOP DRAWINGS, BRACING AND ACCESSORY HARDWARE FOR ATTACHMENTS.

CUT EXISTING WALKWAY SUPPORTS AT THE BOTTOM OF PROPOSED PANELS.

SEE NCDOT STANDARD SPECIFICATIONS, SECTION 1076-6 FOR REPAIR OF GALVANIZING.

ERECT SIGN PANELS WITH MINIMUM 18' VERITCAL CLEARANCE.

HNTB NORTH CAROLINA, P.C.
343 E. Six Forks Road, Suite 200
Raleigh, North Carolina 27609
NC License No: C-1554

EXISTING OVERHEAD ASSEMBLY 'EE' I-785 NB

TIP NO.	SHEET NO.
U-2525B	SIGN-3E

APPROVED: [signature]

DATE: 1-06-2014

SEAL

NORTH CAROLINA PROFESSIONAL SEAL 20675 ENGINEER CHARLES A. JOHNSON III

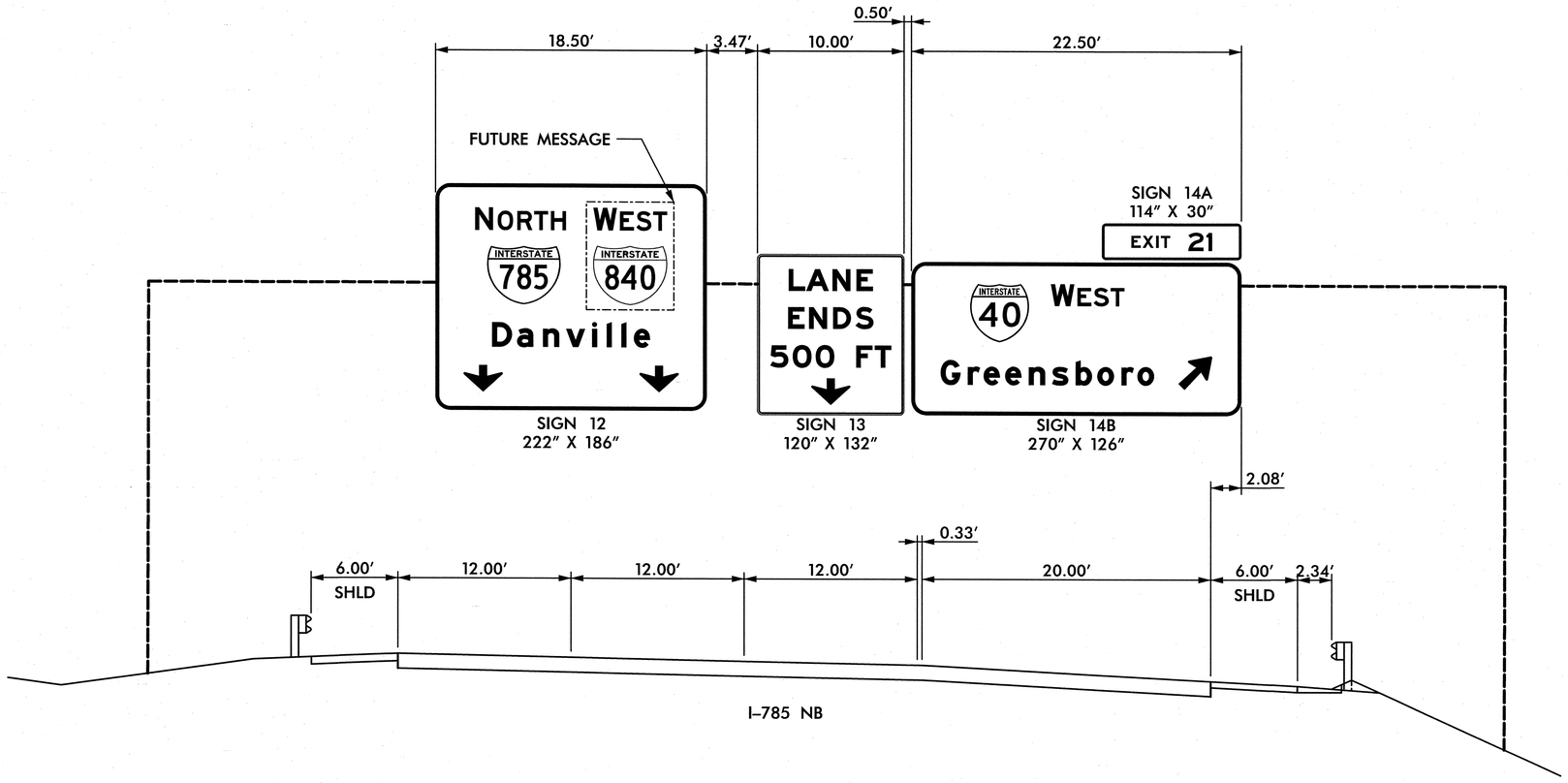

NOTES:

SEE STANDARD 904–3(B)(3) FOR REQUIREMENTS OF NEW STRUCTURAL MEMBERS, MOUNTING HARDWARE FOR NEW SIGNS, SHOP DRAWINGS, BRACING AND ACCESSORY HARDWARE FOR ATTACHMENTS.

CUT EXISTING WALKWAY SUPPORTS AT THE BOTTOM OF PROPOSED PANELS.

SEE NCDOT STANDARD SPECIFICATIONS, SECTION 1076–6 FOR REPAIR OF GALVANIZING.

ERECT SIGN PANELS WITH MINIMUM 18′ VERITCAL CLEARANCE.

HNTB
HNTB NORTH CAROLINA, P.C.
343 E. Six Forks Road, Suite 200
Raleigh, North Carolina 27609
NC License No: C-1554

EXISTING OVERHEAD SIGN ASSEMBLY 'FF' I-785 NB

TIP NO.	SHEET NO.
U-2525B	SIGN-3F

APPROVED:

DATE: 1-06-2014

SEAL

NORTH CAROLINA PROFESSIONAL SEAL 20675 ENGINEER CHARLES A. JOHNSON

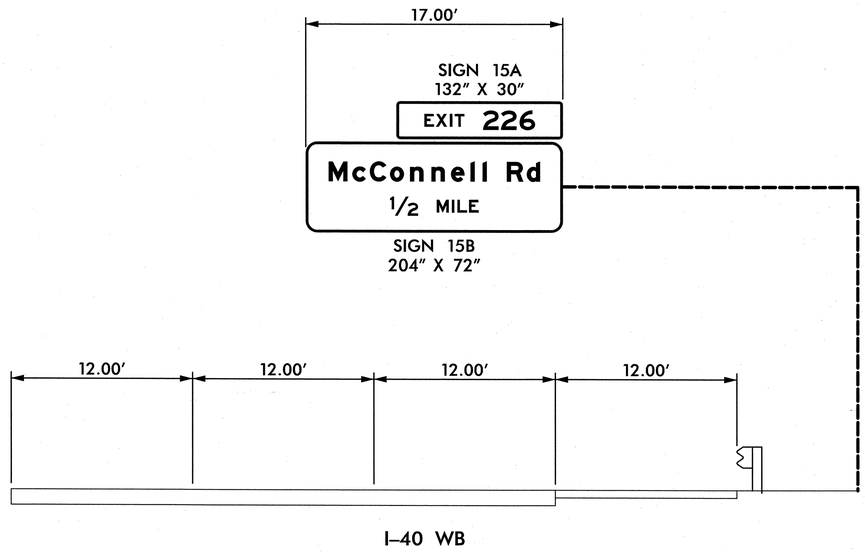

NOTES:

SEE STANDARD 904-3(B)(3) FOR REQUIREMENTS OF NEW STRUCTURAL MEMBERS, MOUNTING HARDWARE FOR NEW SIGNS, SHOP DRAWINGS, BRACING AND ACCESSORY HARDWARE FOR ATTACHMENTS.

CUT EXISTING WALKWAY SUPPORTS AT THE BOTTOM OF PROPOSED PANELS.

SEE NCDOT STANDARD SPECIFICATIONS, SECTION 1076-6 FOR REPAIR OF GALVANIZING.

ERECT SIGN PANELS WITH MINIMUM 18' VERITCAL CLEARANCE.

HNTB NORTH CAROLINA, P.C.
343 E. Six Forks Road, Suite 200
Raleigh, North Carolina 27609
NC License No: C-1554

EXISTING OVERHEAD ASSEMBLY 'GG' I-40 WB

TIP NO.	SHEET NO.
U-2525B	SIGN-3G

APPROVED: _____

DATE: 1-06-2014

SEAL

NORTH CAROLINA PROFESSIONAL SEAL 20675 ENGINEER CHARLES A. JOHNSON III

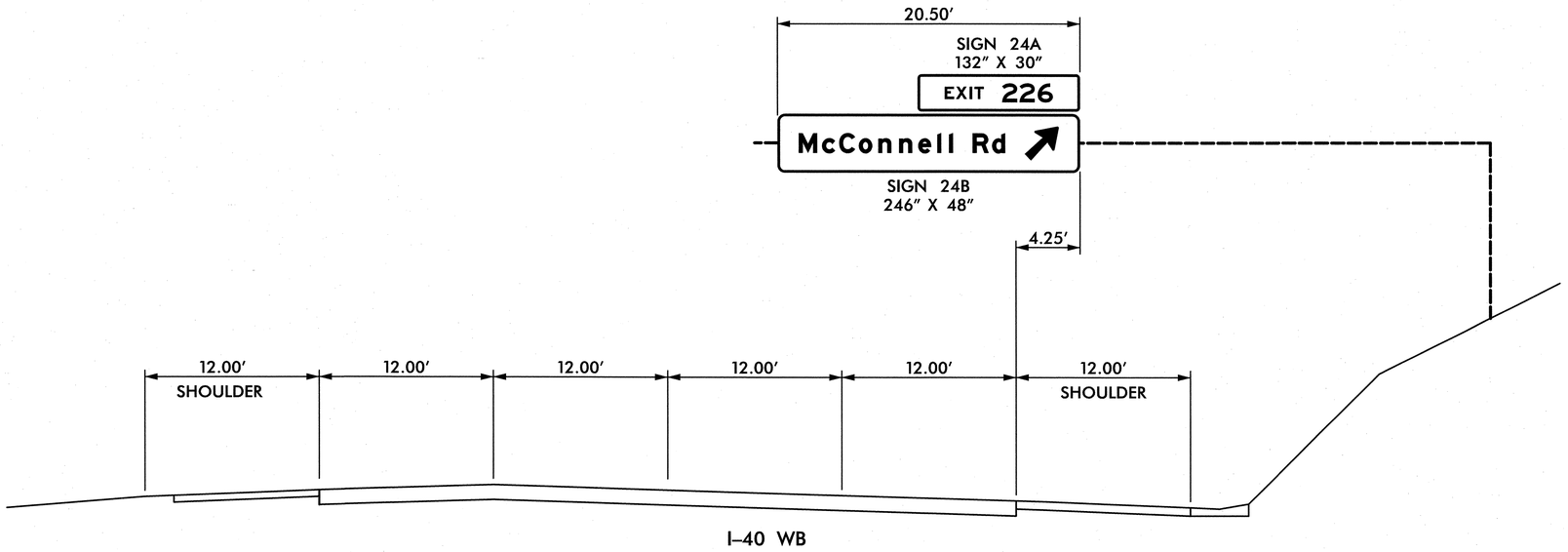

NOTES:

SEE STANDARD 904–3(B)(3) FOR REQUIREMENTS OF NEW STRUCTURAL MEMBERS, MOUNTING HARDWARE FOR NEW SIGNS, SHOP DRAWINGS, BRACING AND ACCESSORY HARDWARE FOR ATTACHMENTS.

CUT EXISTING WALKWAY SUPPORTS AT THE BOTTOM OF PROPOSED PANELS.

SEE NCDOT STANDARD SPECIFICATIONS, SECTION 1076–6 FOR REPAIR OF GALVANIZING.

ERECT SIGN PANELS WITH MINIMUM 18′ VERITCAL CLEARANCE.

HNTB
HNTB NORTH CAROLINA, P.C.
343 E. Six Forks Road, Suite 200
Raleigh, North Carolina 27609
NC License No: C-1554

EXISTING OVERHEAD ASSEMBLY 'HH' I-40 WB

TIP NO.	SHEET NO.
U-2525B	SIGN-3H

APPROVED:

DATE: 1-06-2014

SEAL

NORTH CAROLINA PROFESSIONAL SEAL 20675 ENGINEER CHARLES A. JOHNSON III

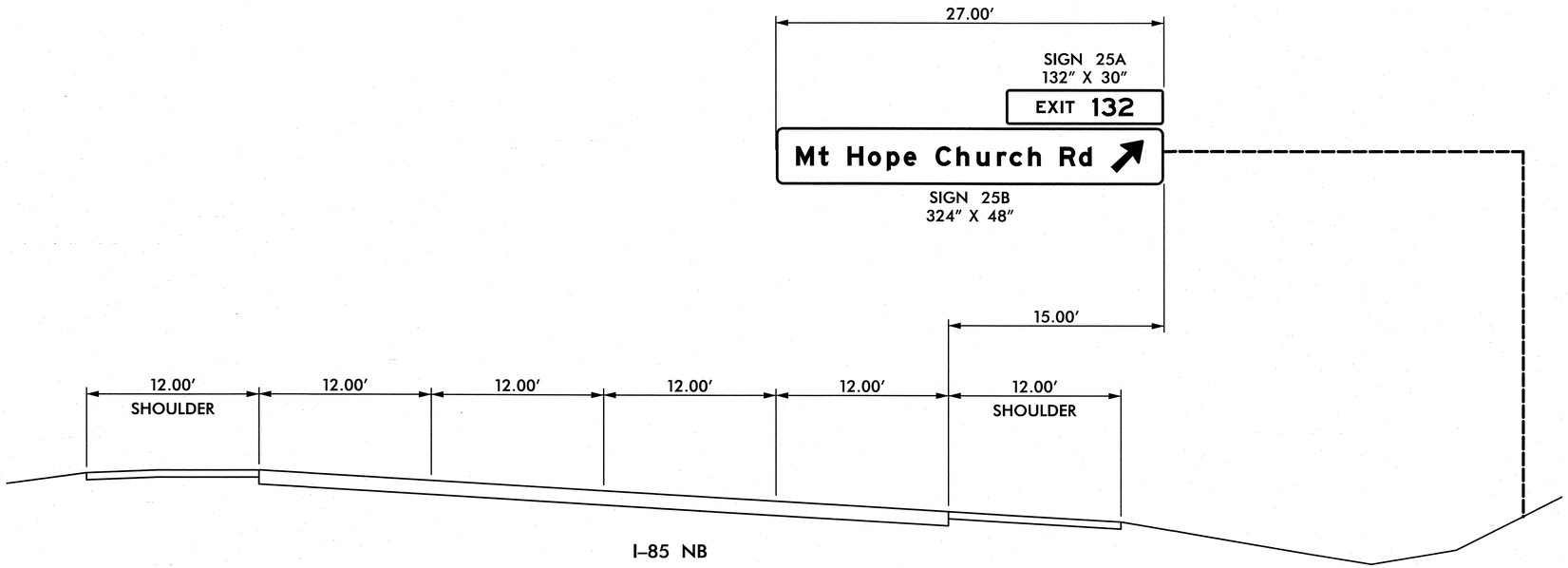

NOTES:

SEE STANDARD 904–3(B)(3) FOR REQUIREMENTS OF NEW STRUCTURAL MEMBERS, MOUNTING HARDWARE FOR NEW SIGNS, SHOP DRAWINGS, BRACING AND ACCESSORY HARDWARE FOR ATTACHMENTS.

CUT EXISTING WALKWAY SUPPORTS AT THE BOTTOM OF PROPOSED PANELS.

SEE NCDOT STANDARD SPECIFICATIONS, SECTION 1076–6 FOR REPAIR OF GALVANIZING.

ERECT SIGN PANELS WITH MINIMUM 18′ VERITCAL CLEARANCE.

HNTB NORTH CAROLINA, P.C.
343 E. Six Forks Road, Suite 200
Raleigh, North Carolina 27609
NC License No: C-1554

EXISTING OVERHEAD ASSEMBLY 'II' I-85 NB

TIP NO.	SHEET NO.
U-2525B	SIGN-31

APPROVED:

DATE: 1-06-2014

SEAL

NORTH CAROLINA PROFESSIONAL SEAL 20675 ENGINEER CHARLES A. JOHNSON III

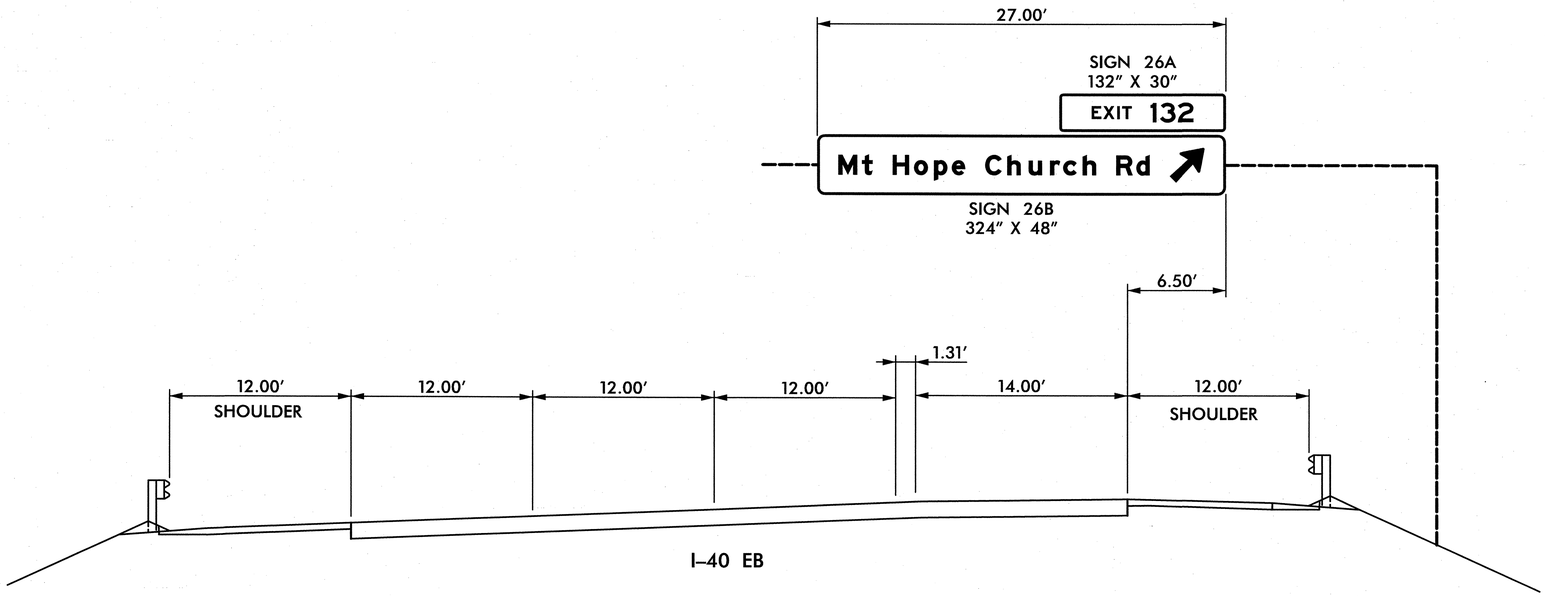

NOTES:

SEE STANDARD 904–3(B)(3) FOR REQUIREMENTS OF NEW STRUCTURAL MEMBERS, MOUNTING HARDWARE FOR NEW SIGNS, SHOP DRAWINGS, BRACING AND ACCESSORY HARDWARE FOR ATTACHMENTS.

CUT EXISTING WALKWAY SUPPORTS AT THE BOTTOM OF PROPOSED PANELS.

SEE NCDOT STANDARD SPECIFICATIONS, SECTION 1076–6 FOR REPAIR OF GALVANIZING.

ERECT SIGN PANELS WITH MINIMUM 18′ VERITCAL CLEARANCE.

HNTB NORTH CAROLINA, P.C.
343 E. Six Forks Road, Suite 200
Raleigh, North Carolina 27609
NC License No: C-1554

EXISTING OVERHEAD ASSEMBLY 'JJ' I-40 EB

TIP NO.	SHEET NO.
U-2525B	SIGN-3J

APPROVED: _____

DATE: _____

SEAL

THIS SHEET INTENTIONALLY LEFT BLANK

HNTB NORTH CAROLINA, P.C.
343 E. Six Forks Road, Suite 200
Raleigh, North Carolina 27609
NC License No: C-1554

THIS SHEET
INTENTIONALLY
LEFT BLANK

TIP NO.	SHEET NO.
U-2525B	SIGN-3K

APPROVED: _____

DATE: 1-06-2014

SEAL

NORTH CAROLINA PROFESSIONAL SEAL 20675 ENGINEER CHARLES A. JOHNSON III

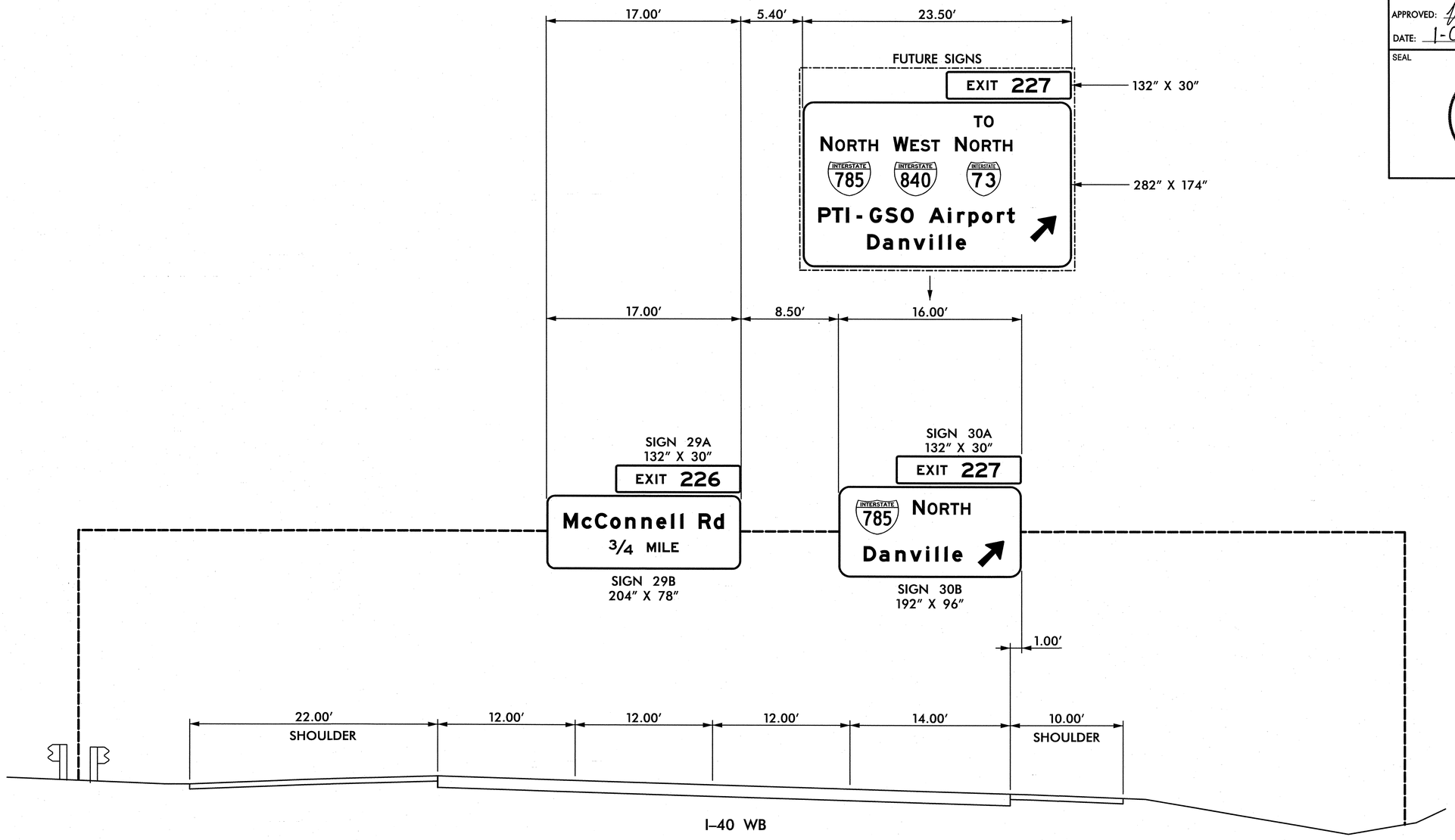

NOTES:

SEE STANDARD 904–3(B)(3) FOR REQUIREMENTS OF NEW STRUCTURAL MEMBERS, MOUNTING HARDWARE FOR NEW SIGNS, SHOP DRAWINGS, BRACING AND ACCESSORY HARDWARE FOR ATTACHMENTS.

CUT EXISTING WALKWAY SUPPORTS AT THE BOTTOM OF PROPOSED PANELS.

SEE NCDOT STANDARD SPECIFICATIONS, SECTION 1076–6 FOR REPAIR OF GALVANIZING.

ERECT SIGN PANELS WITH MINIMUM 18′ VERITCAL CLEARANCE.

HNTB
HNTB NORTH CAROLINA, P.C.
343 E. Six Forks Road, Suite 200
Raleigh, North Carolina 27609
NC License No: C-1554

EXISTING OVERHEAD SIGN ASSEMBLY 'LL' I-40 WB

TIP NO.	SHEET NO.
U-2525B	SIGN-3L

APPROVED: [signature]

DATE: 1-06-2014

SEAL

NORTH CAROLINA PROFESSIONAL ENGINEER SEAL 20675 CHARLES A. JOHNSON III

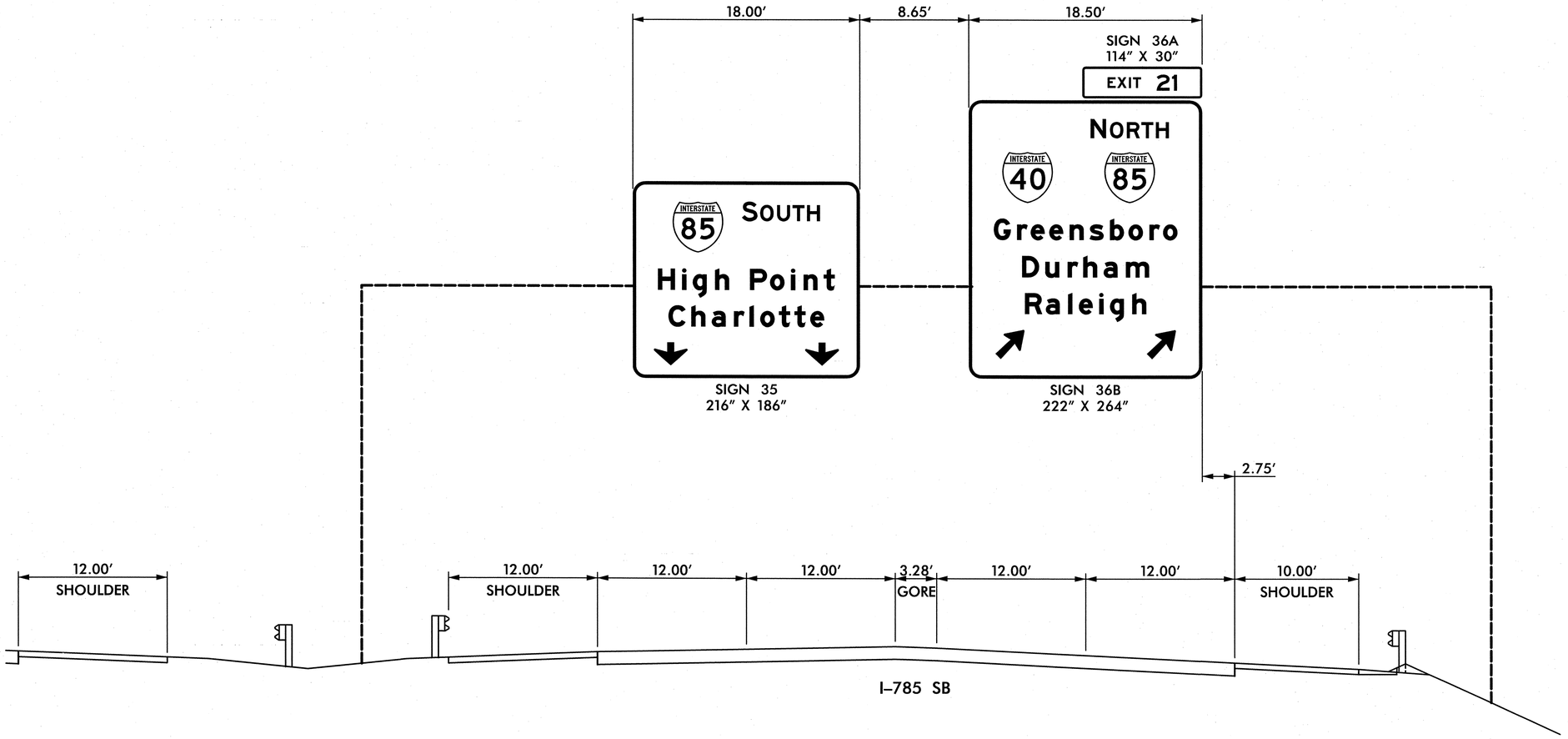

NOTES:

SEE STANDARD 904–3(B)(3) FOR REQUIREMENTS OF NEW STRUCTURAL MEMBERS, MOUNTING HARDWARE FOR NEW SIGNS, SHOP DRAWINGS, BRACING AND ACCESSORY HARDWARE FOR ATTACHMENTS.

CUT EXISTING WALKWAY SUPPORTS AT THE BOTTOM OF PROPOSED PANELS.

SEE NCDOT STANDARD SPECIFICATIONS, SECTION 1076–6 FOR REPAIR OF GALVANIZING.

ERECT SIGN PANELS WITH MINIMUM 18′ VERITCAL CLEARANCE.

HNTB NORTH CAROLINA, P.C.
343 E. Six Forks Road, Suite 200
Raleigh, North Carolina 27609
NC License No: C-1554

EXISTING OVERHEAD ASSEMBLY 'MM' I-785 SB

TIP NO.	SHEET NO.
U-2525B	SIGN-3M

APPROVED: _____

DATE: 1-06-2014

SEAL

NORTH CAROLINA PROFESSIONAL SEAL 20675 ENGINEER CHARLES A. JOHNSON III

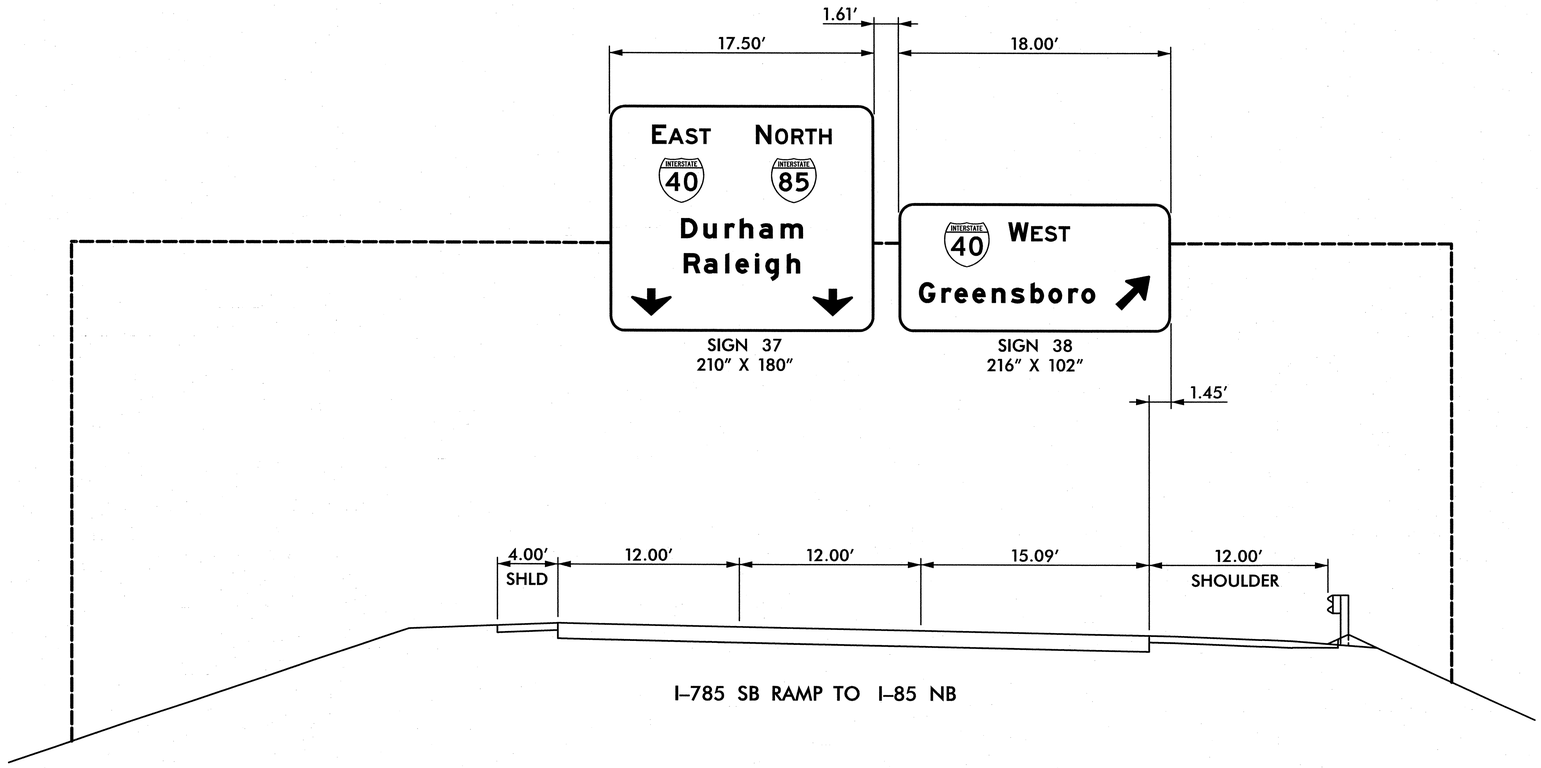

I–785 SB RAMP TO I–85 NB

NOTES:

SEE STANDARD 904–3(B)(3) FOR REQUIREMENTS OF NEW STRUCTURAL MEMBERS, MOUNTING HARDWARE FOR NEW SIGNS, SHOP DRAWINGS, BRACING AND ACCESSORY HARDWARE FOR ATTACHMENTS.

CUT EXISTING WALKWAY SUPPORTS AT THE BOTTOM OF PROPOSED PANELS.

SEE NCDOT STANDARD SPECIFICATIONS, SECTION 1076–6 FOR REPAIR OF GALVANIZING.

ERECT SIGN PANELS WITH MINIMUM 18′ VERITCAL CLEARANCE.

HNTB NORTH CAROLINA, P.C.
343 E. Six Forks Road, Suite 200
Raleigh, North Carolina 27609
NC License No: C-1554

EXISTING OVERHEAD ASSEMBLY 'NN' I-785 SB RAMP TO I-85 NB

TIP NO.	SHEET NO.
U-2525B	SIGN-3N

APPROVED:

DATE: 1-06-2014

SEAL

NORTH CAROLINA PROFESSIONAL SEAL 20675 ENGINEER CHARLES A. JOHNSON

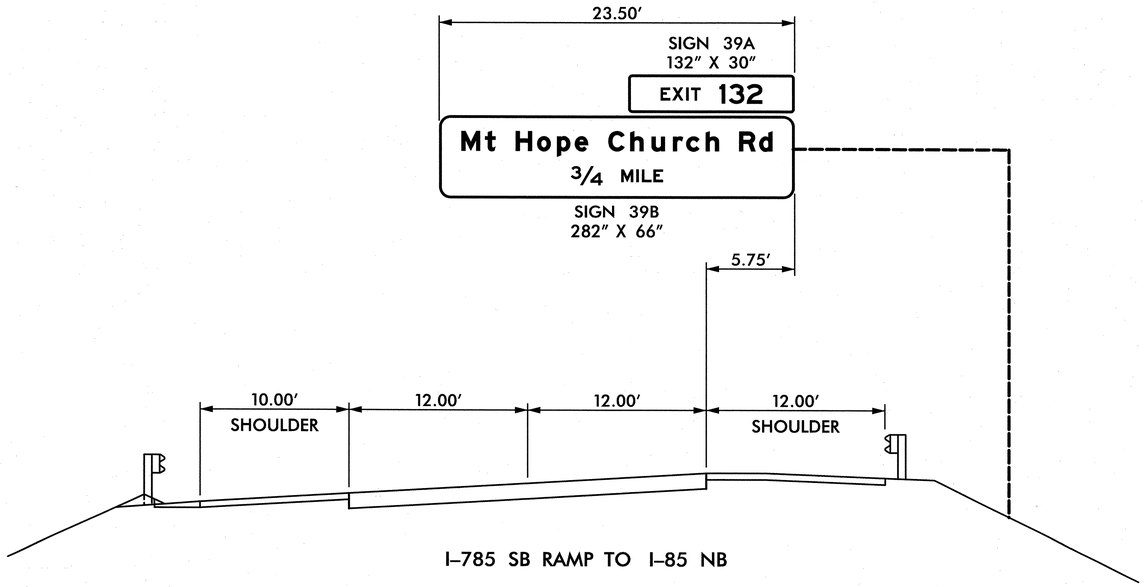

I–785 SB RAMP TO I–85 NB

NOTES:

SEE STANDARD 904–3(B)(3) FOR REQUIREMENTS OF NEW STRUCTURAL MEMBERS, MOUNTING HARDWARE FOR NEW SIGNS, SHOP DRAWINGS, BRACING AND ACCESSORY HARDWARE FOR ATTACHMENTS.

CUT EXISTING WALKWAY SUPPORTS AT THE BOTTOM OF PROPOSED PANELS.

SEE NCDOT STANDARD SPECIFICATIONS, SECTION 1076–6 FOR REPAIR OF GALVANIZING.

ERECT SIGN PANELS WITH MINIMUM 18' VERITCAL CLEARANCE.

HNTB
HNTB NORTH CAROLINA, P.C.
343 E. Six Forks Road, Suite 200
Raleigh, North Carolina 27609
NC License No: C-1554

EXISTING OVERHEAD ASSEMBLY '00' I-785 SB RAMP TO I-85 NB

TIP NO.	SHEET NO.
U-2525B	SIGN-30

APPROVED: [signature]

DATE: 1-06-2014

SEAL

NORTH CAROLINA PROFESSIONAL SEAL 20675 ENGINEER CHARLES A. JOHNSON III

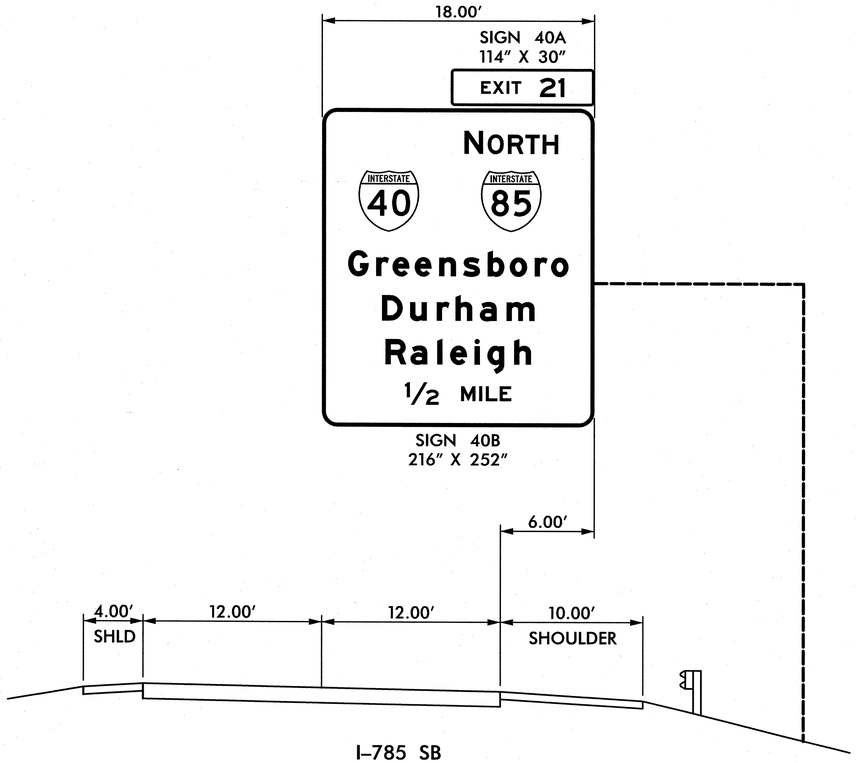

NOTES:

SEE STANDARD 904-3(B)(3) FOR REQUIREMENTS OF NEW STRUCTURAL MEMBERS, MOUNTING HARDWARE FOR NEW SIGNS, SHOP DRAWINGS, BRACING AND ACCESSORY HARDWARE FOR ATTACHMENTS.

CUT EXISTING WALKWAY SUPPORTS AT THE BOTTOM OF PROPOSED PANELS.

SEE NCDOT STANDARD SPECIFICATIONS, SECTION 1076-6 FOR REPAIR OF GALVANIZING.

ERECT SIGN PANELS WITH MINIMUM 18' VERITCAL CLEARANCE.

HNTB
HNTB NORTH CAROLINA, P.C.
343 E. Six Forks Road, Suite 200
Raleigh, North Carolina 27609
NC License No: C-1554

EXISTING OVERHEAD ASSEMBLY 'PP' I-785 SB

TIP NO.	SHEET NO.
U-2525B	SIGN-3P

APPROVED: _____

DATE: 1-06-2014

SEAL

NORTH CAROLINA PROFESSIONAL SEAL 20675 ENGINEER CHARLES A. JOHNSON III

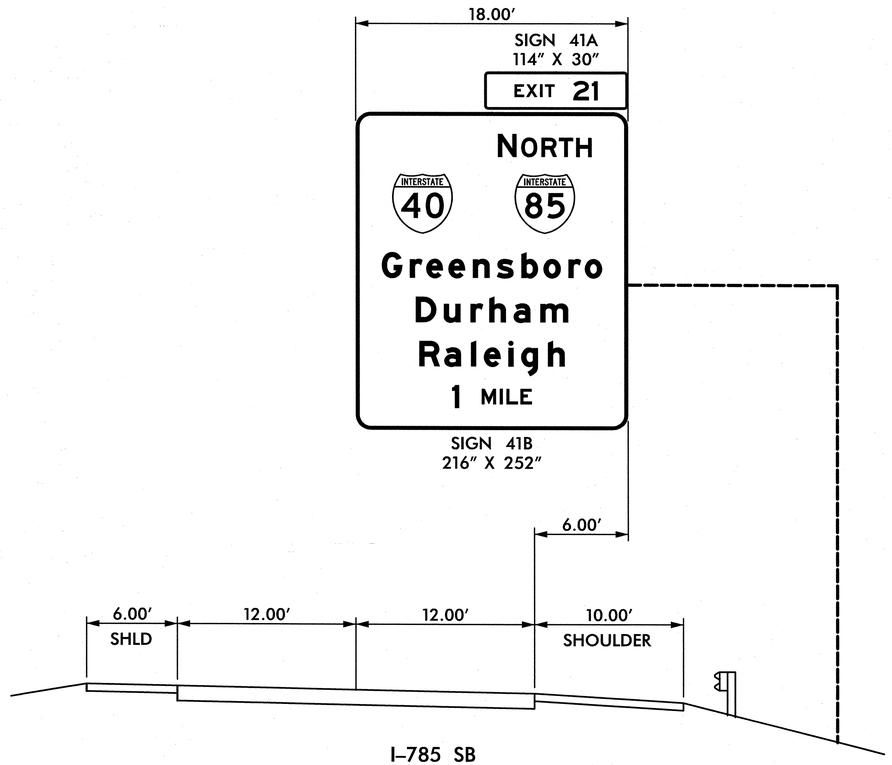

I-785 SB

NOTES:

SEE STANDARD 904-3(B)(3) FOR REQUIREMENTS OF NEW STRUCTURAL MEMBERS, MOUNTING HARDWARE FOR NEW SIGNS, SHOP DRAWINGS, BRACING AND ACCESSORY HARDWARE FOR ATTACHMENTS.

CUT EXISTING WALKWAY SUPPORTS AT THE BOTTOM OF PROPOSED PANELS.

SEE NCDOT STANDARD SPECIFICATIONS, SECTION 1076-6 FOR REPAIR OF GALVANIZING.

ERECT SIGN PANELS WITH MINIMUM 18' VERITCAL CLEARANCE.

HNTB NORTH CAROLINA, P.C.
343 E. Six Forks Road, Suite 200
Raleigh, North Carolina 27609
NC License No: C-1554

EXISTING OVERHEAD ASSEMBLY 'QQ' I-785 SB

TIP NO.	SHEET NO.
U-2525B	SIGN-3Q

APPROVED: [signature]

DATE: 1-06-2014

SEAL

NORTH CAROLINA PROFESSIONAL SEAL 20675 ENGINEER CHARLES A. JOHNSON III

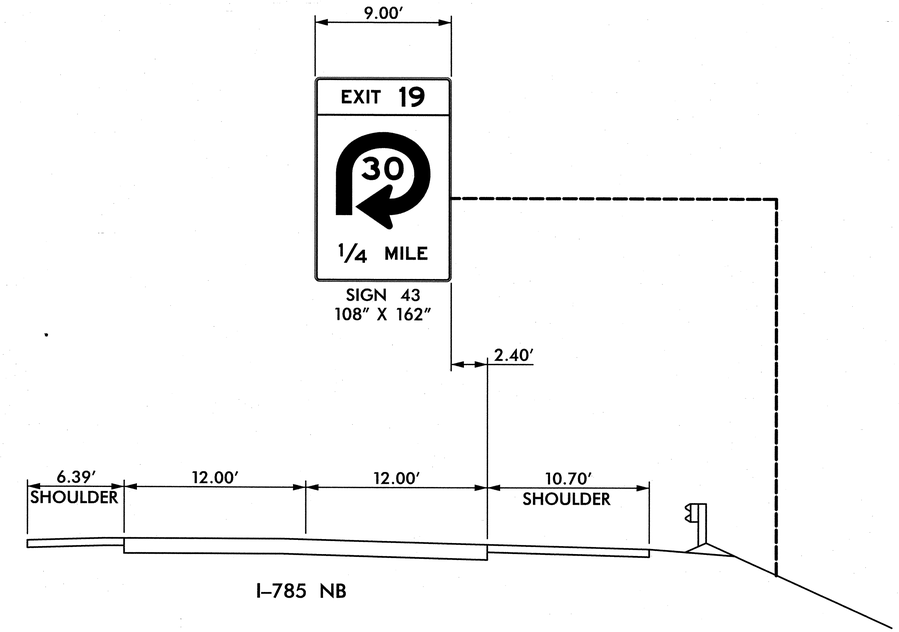

NOTES:

SEE STANDARD 904–3(B)(3) FOR REQUIREMENTS OF NEW STRUCTURAL MEMBERS, MOUNTING HARDWARE FOR NEW SIGNS, SHOP DRAWINGS, BRACING AND ACCESSORY HARDWARE FOR ATTACHMENTS.

CUT EXISTING WALKWAY SUPPORTS AT THE BOTTOM OF PROPOSED PANELS.

SEE NCDOT STANDARD SPECIFICATIONS, SECTION 1076–6 FOR REPAIR OF GALVANIZING.

ERECT SIGN PANELS WITH MINIMUM 18′ VERITCAL CLEARANCE.

HNTB NORTH CAROLINA, P.C.
343 E. Six Forks Road, Suite 200
Raleigh, North Carolina 27609
NC License No: C-1554

EXISTING OVERHEAD ASSEMBLY 'RR' I-785 NB

TIP NO.	SHEET NO.
U-2525B	SIGN-3R

APPROVED: Charles A. Johnson III

DATE: 1-06-2014

SEAL

NORTH CAROLINA PROFESSIONAL SEAL 20675 ENGINEER CHARLES A. JOHNSON III

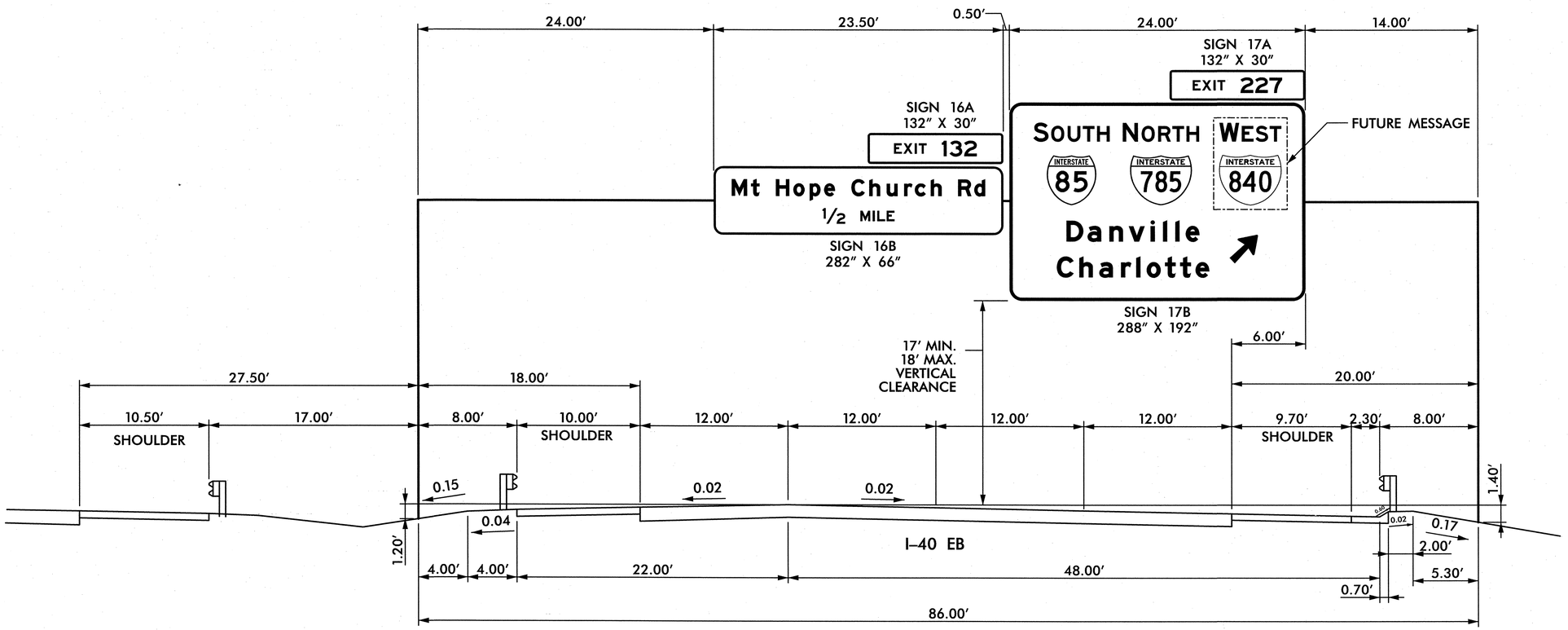

NOTES:

1. IF THE CONTRACTOR BIDS ALUMINUM SIGN STRUCTURE, EACH SHALL BE PROVIDED WITH AN APPROVED HIGHWAY TRUSS DAMPER DEVICE IN ACCORDANCE WITH AASHTO SPECIFICATIONS.
2. MOUNT SIGNS VERTICALLY CENTERED ON HORIZONTAL MEMBER OF STRUCTURE.
3. FIELD VERIFICATION SHALL BE REQUIRED FOR ALL FOOTING ELEVATIONS, PER THE LATEST NCDOT STANDARD SPECIFICATIONS FOR ROADS AND STRUCTURES. PROVIDE FIELD VERIFICATION TO THE SIGNING SECTION.
4. THE TOP OF THE FOOTING SHALL EXTEND AT LEAST 6 INCHES AND NOT MORE THAN 24 INCHES ABOVE THE HIGHEST POINT OF THE GROUND SURFACE AT THE FOOTING.
5. SIGN HANGERS AND ATTACHMENT HARDWARE SHALL BE PROVIDED AND INSTALLED ON THE ASSEMBLY TO ACCOMMODATE ALL SIGNS SHOWN IN THIS PLAN SHEET.
6. DESIGN AND CONSTRUCTION REQUIREMENTS FOR SIGN STRUCTURES SHALL ACCOMMODATE WIND VELOCITY OF 90 M.P.H.

HNTB NORTH CAROLINA, P.C.
343 E. Six Forks Road, Suite 200
Raleigh, North Carolina 27609
NC License No: C-1554

OVERHEAD ASSEMBLY 'A' I-40 EB 75′ WEST OF EXISTING STRUCTURE

TIP NO.	SHEET NO.
U-2525B	SIGN-3S

APPROVED: _____

DATE: 1-06-2014

SEAL

NORTH CAROLINA PROFESSIONAL SEAL 20675 ENGINEER CHARLES A. JOHNSON III

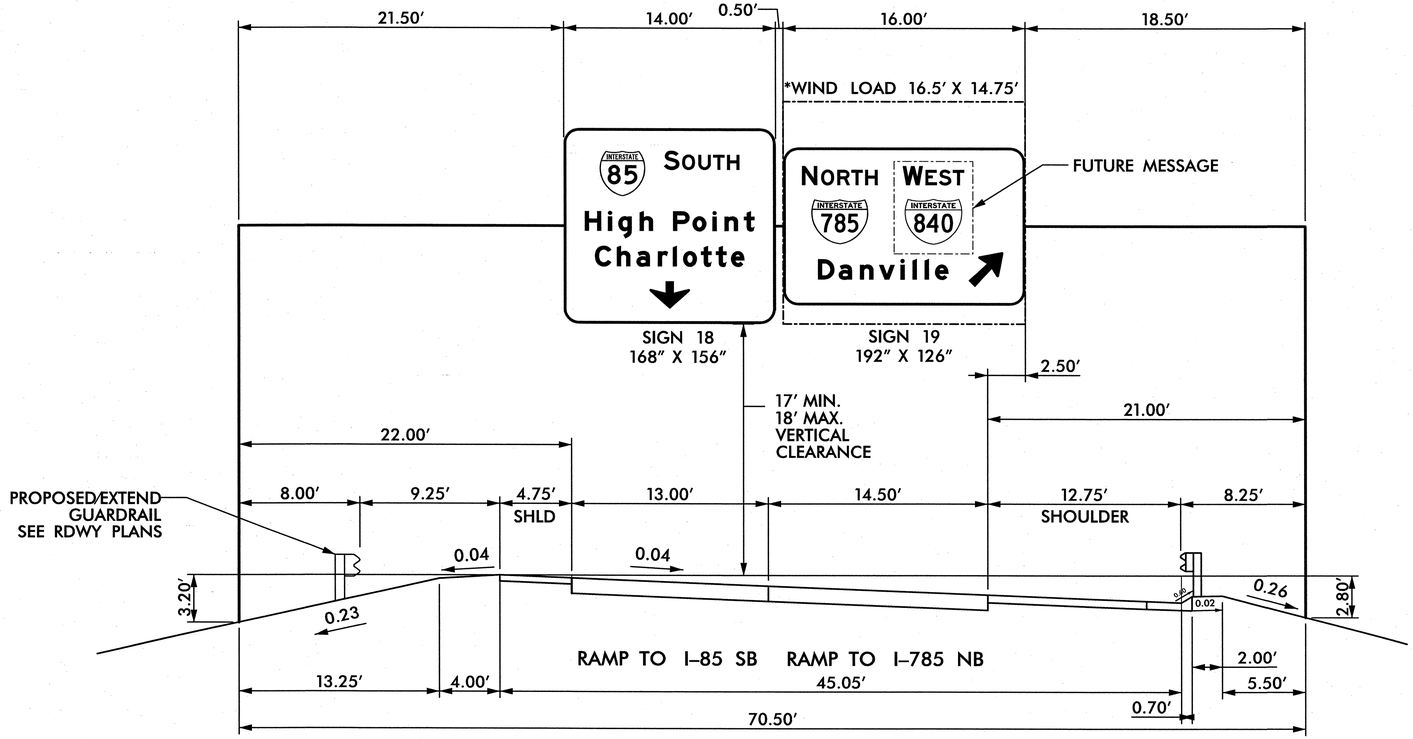

NOTES:

1. IF THE CONTRACTOR BIDS ALUMINUM SIGN STRUCTURE, EACH SHALL BE PROVIDED WITH AN APPROVED HIGHWAY TRUSS DAMPER DEVICE IN ACCORDANCE WITH AASHTO SPECIFICATIONS.
2. MOUNT SIGNS VERTICALLY CENTERED ON HORIZONTAL MEMBER OF STRUCTURE.
3. FIELD VERIFICATION SHALL BE REQUIRED FOR ALL FOOTING ELEVATIONS, PER THE LATEST NCDOT STANDARD SPECIFICATIONS FOR ROADS AND STRUCTURES. PROVIDE FIELD VERIFICATION TO THE SIGNING SECTION.
4. THE TOP OF THE FOOTING SHALL EXTEND AT LEAST 6 INCHES AND NOT MORE THAN 24 INCHES ABOVE THE HIGHEST POINT OF THE GROUND SURFACE AT THE FOOTING.
5. SIGN HANGERS AND ATTACHMENT HARDWARE SHALL BE PROVIDED AND INSTALLED ON THE ASSEMBLY TO ACCOMMODATE ALL SIGNS SHOWN IN THIS PLAN SHEET.
6. DESIGN AND CONSTRUCTION REQUIREMENTS FOR SIGN STRUCTURES SHALL ACCOMMODATE WIND VELOCITY OF 90 M.P.H.

HNTB NORTH CAROLINA, P.C.
343 E. Six Forks Road, Suite 200
Raleigh, North Carolina 27609
NC License No: C-1554

OVERHEAD ASSEMBLY 'B'
RAMP TO I-85 SB & I-785 NB

TIP NO.	SHEET NO.
U-2525B	SIGN-3T

APPROVED:

DATE: 1-06-2014

SEAL

NORTH CAROLINA PROFESSIONAL SEAL 20675 ENGINEER CHARLES A. JOHNSON III

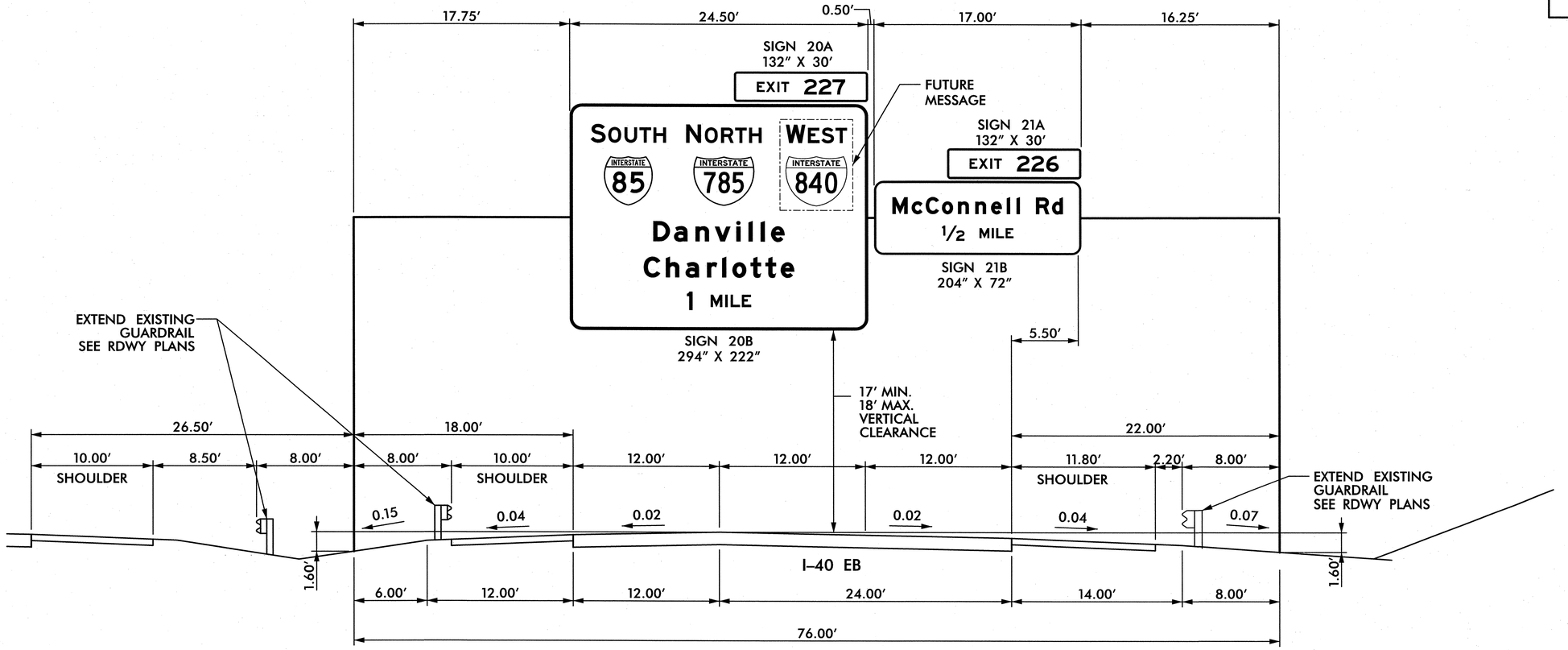

NOTES:

1. IF THE CONTRACTOR BIDS ALUMINUM SIGN STRUCTURE, EACH SHALL BE PROVIDED WITH AN APPROVED HIGHWAY TRUSS DAMPER DEVICE IN ACCORDANCE WITH AASHTO SPECIFICATIONS.
2. MOUNT SIGNS VERTICALLY CENTERED ON HORIZONTAL MEMBER OF STRUCTURE.
3. FIELD VERIFICATION SHALL BE REQUIRED FOR ALL FOOTING ELEVATIONS, PER THE LATEST NCDOT STANDARD SPECIFICATIONS FOR ROADS AND STRUCTURES. PROVIDE FIELD VERIFICATION TO THE SIGNING SECTION.
4. THE TOP OF THE FOOTING SHALL EXTEND AT LEAST 6 INCHES AND NOT MORE THAN 24 INCHES ABOVE THE HIGHEST POINT OF THE GROUND SURFACE AT THE FOOTING.
5. SIGN HANGERS AND ATTACHMENT HARDWARE SHALL BE PROVIDED AND INSTALLED ON THE ASSEMBLY TO ACCOMMODATE ALL SIGNS SHOWN IN THIS PLAN SHEET.
6. DESIGN AND CONSTRUCTION REQUIREMENTS FOR SIGN STRUCTURES SHALL ACCOMMODATE WIND VELOCITY OF 90 M.P.H.

HNTB
HNTB NORTH CAROLINA, P.C.
343 E. Six Forks Road, Suite 200
Raleigh, North Carolina 27609
NC License No: C-1554

OVERHEAD ASSEMBLY 'C'
I-40 EB 50′ EAST OF EXISTING STRUCTURE

TIP NO.	SHEET NO.
U-2525B	SIGN-3U

APPROVED: W. A. Johnson, III

DATE: 1-06-2014

SEAL

NORTH CAROLINA PROFESSIONAL SEAL 20675 ENGINEER CHARLES A. JOHNSON III

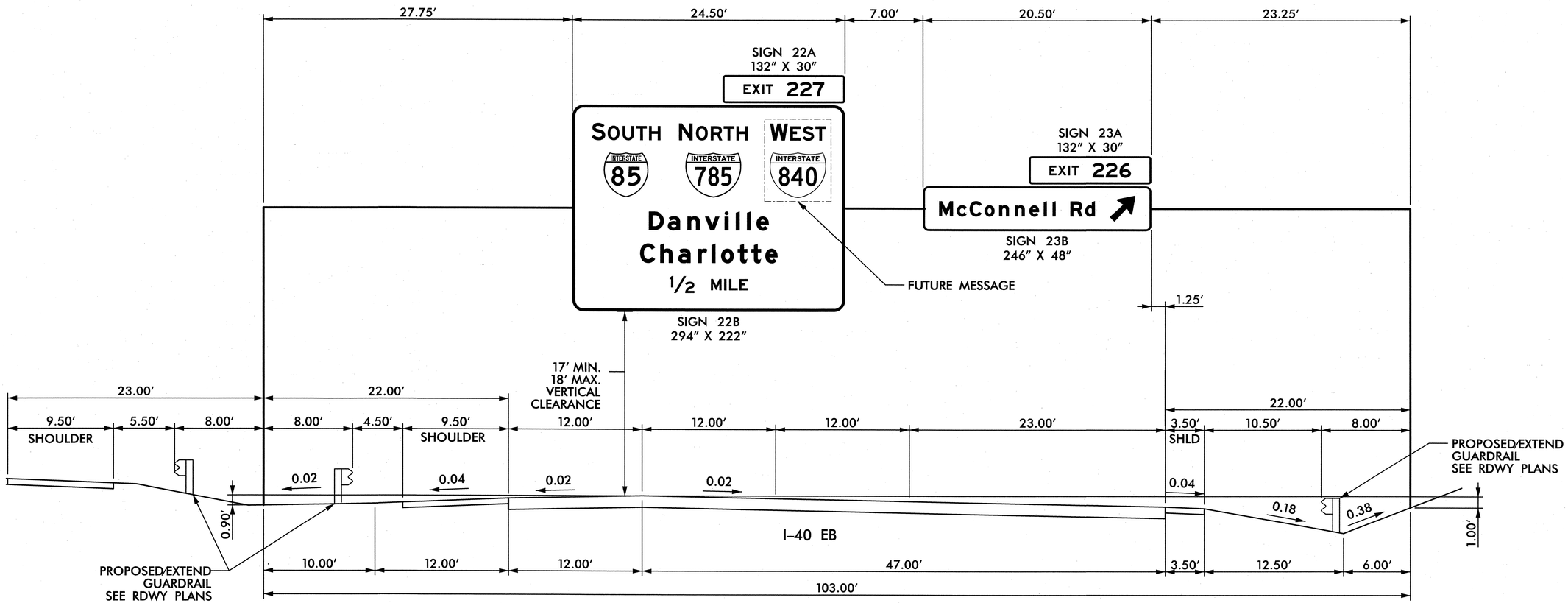

NOTES:

1. IF THE CONTRACTOR BIDS ALUMINUM SIGN STRUCTURE, EACH SHALL BE PROVIDED WITH AN APPROVED HIGHWAY TRUSS DAMPER DEVICE IN ACCORDANCE WITH AASHTO SPECIFICATIONS.
2. MOUNT SIGNS VERTICALLY CENTERED ON HORIZONTAL MEMBER OF STRUCTURE.
3. FIELD VERIFICATION SHALL BE REQUIRED FOR ALL FOOTING ELEVATIONS, PER THE LATEST NCDOT STANDARD SPECIFICATIONS FOR ROADS AND STRUCTURES. PROVIDE FIELD VERIFICATION TO THE SIGNING SECTION.
4. THE TOP OF THE FOOTING SHALL EXTEND AT LEAST 6 INCHES AND NOT MORE THAN 24 INCHES ABOVE THE HIGHEST POINT OF THE GROUND SURFACE AT THE FOOTING.
5. SIGN HANGERS AND ATTACHMENT HARDWARE SHALL BE PROVIDED AND INSTALLED ON THE ASSEMBLY TO ACCOMMODATE ALL SIGNS SHOWN IN THIS PLAN SHEET.
6. DESIGN AND CONSTRUCTION REQUIREMENTS FOR SIGN STRUCTURES SHALL ACCOMMODATE WIND VELOCITY OF 90 M.P.H.

HNTB
HNTB NORTH CAROLINA, P.C.
343 E. Six Forks Road, Suite 200
Raleigh, North Carolina 27609
NC License No: C-1554

OVERHEAD ASSEMBLY 'D' I-40 EB 50′ EAST OF EXISTING STRUCTURE

TIP NO.	SHEET NO.
U-2525B	SIGN-3V

APPROVED: _____

DATE: 1-06-2014

SEAL

NORTH CAROLINA PROFESSIONAL SEAL 20675 ENGINEER CHARLES A. JOHNSON III

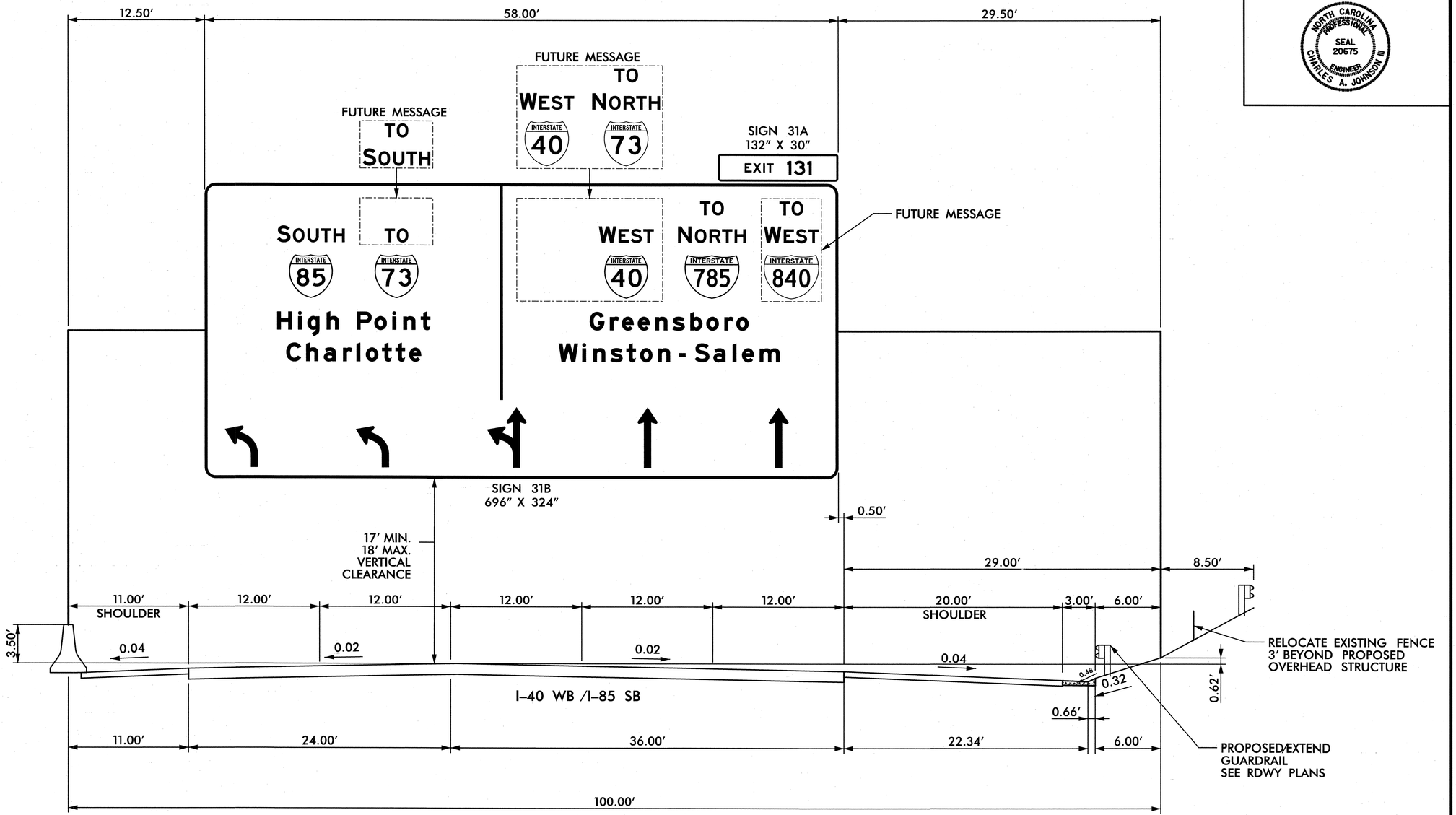

NOTES:

SEE STANDARD 904–3(B)(3) FOR REQUIREMENTS OF NEW STRUCTURAL MEMBERS, MOUNTING HARDWARE FOR NEW SIGNS, SHOP DRAWINGS, BRACING AND ACCESSORY HARDWARE FOR ATTACHMENTS.

CUT EXISTING WALKWAY SUPPORTS AT THE BOTTOM OF PROPOSED PANELS.

SEE NCDOT STANDARD SPECIFICATIONS, SECTION 1076–6 FOR REPAIR OF GALVANIZING.

ERECT SIGN PANELS WITH MINIMUM 18′ VERITCAL CLEARANCE.

HNTB NORTH CAROLINA, P.C.
343 E. Six Forks Road, Suite 200
Raleigh, North Carolina 27609
NC License No: C-1554

OVERHEAD ASSEMBLY 'E'
I-40 WB/I-85 SB
100′ EAST OF EXISTING STRUCTURE

TIP NO.	SHEET NO.
U-2525B	SIGN-3W

APPROVED: _____

DATE: 1-06-2014

SEAL

NORTH CAROLINA PROFESSIONAL SEAL 20675 ENGINEER CHARLES A. JOHNSON III

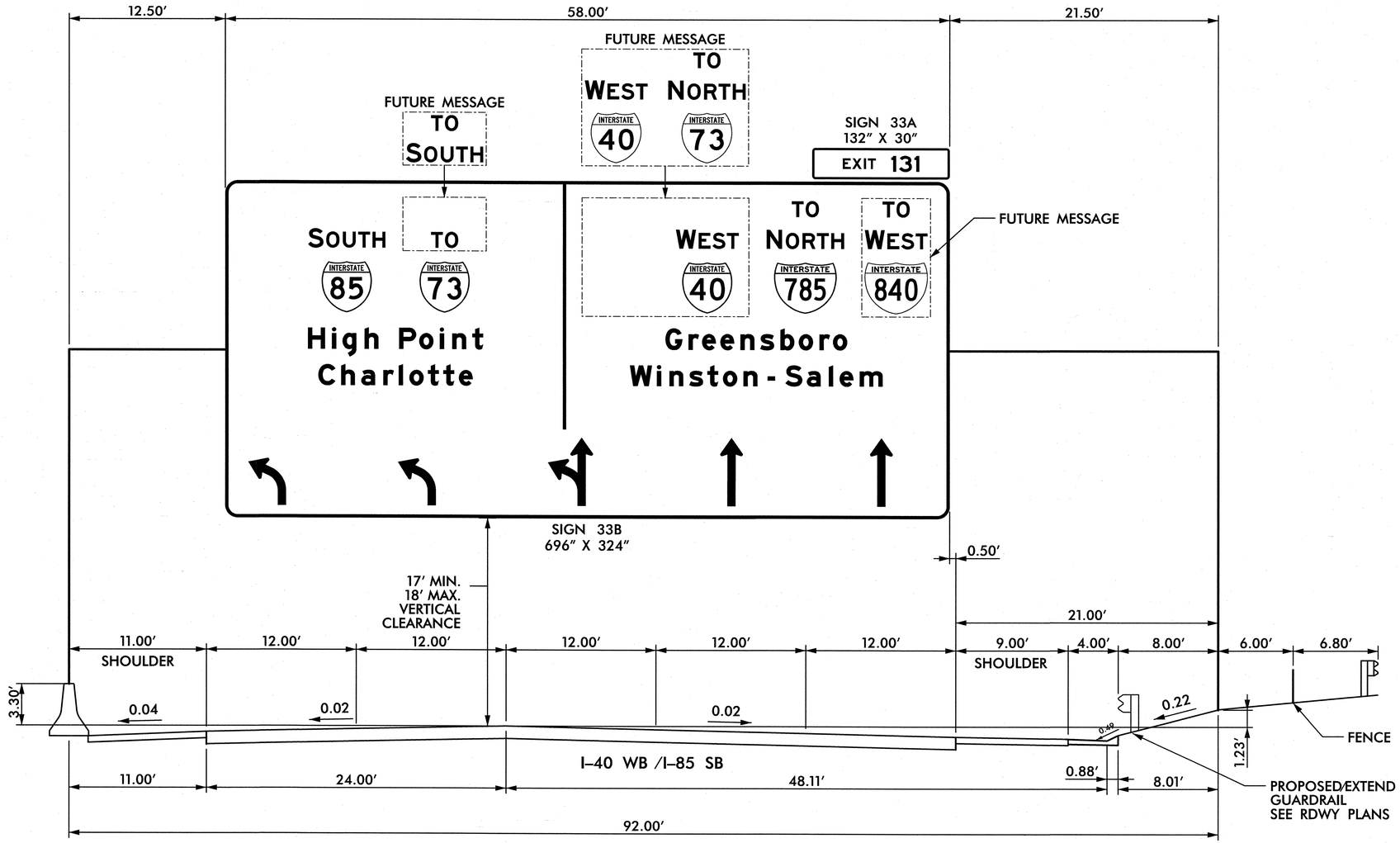

NOTES:

SEE STANDARD 904–3(B)(3) FOR REQUIREMENTS OF NEW STRUCTURAL MEMBERS, MOUNTING HARDWARE FOR NEW SIGNS, SHOP DRAWINGS, BRACING AND ACCESSORY HARDWARE FOR ATTACHMENTS.

CUT EXISTING WALKWAY SUPPORTS AT THE BOTTOM OF PROPOSED PANELS.

SEE NCDOT STANDARD SPECIFICATIONS, SECTION 1076–6 FOR REPAIR OF GALVANIZING.

ERECT SIGN PANELS WITH MINIMUM 18′ VERITCAL CLEARANCE.

HNTB

HNTB NORTH CAROLINA, P.C.
343 E. Six Forks Road, Suite 200
Raleigh, North Carolina 27609
NC License No: C-1554

OVERHEAD ASSEMBLY 'F'
I-40 WB/I-85 SB 400′ EAST OF EXISTING STRUCTURE

TIP NO.	SHEET NO.
U-2525B	SIGN-3X

APPROVED: _____

DATE: 1-06-2014

SEAL

NORTH CAROLINA PROFESSIONAL SEAL 20675 ENGINEER CHARLES A. JOHNSON

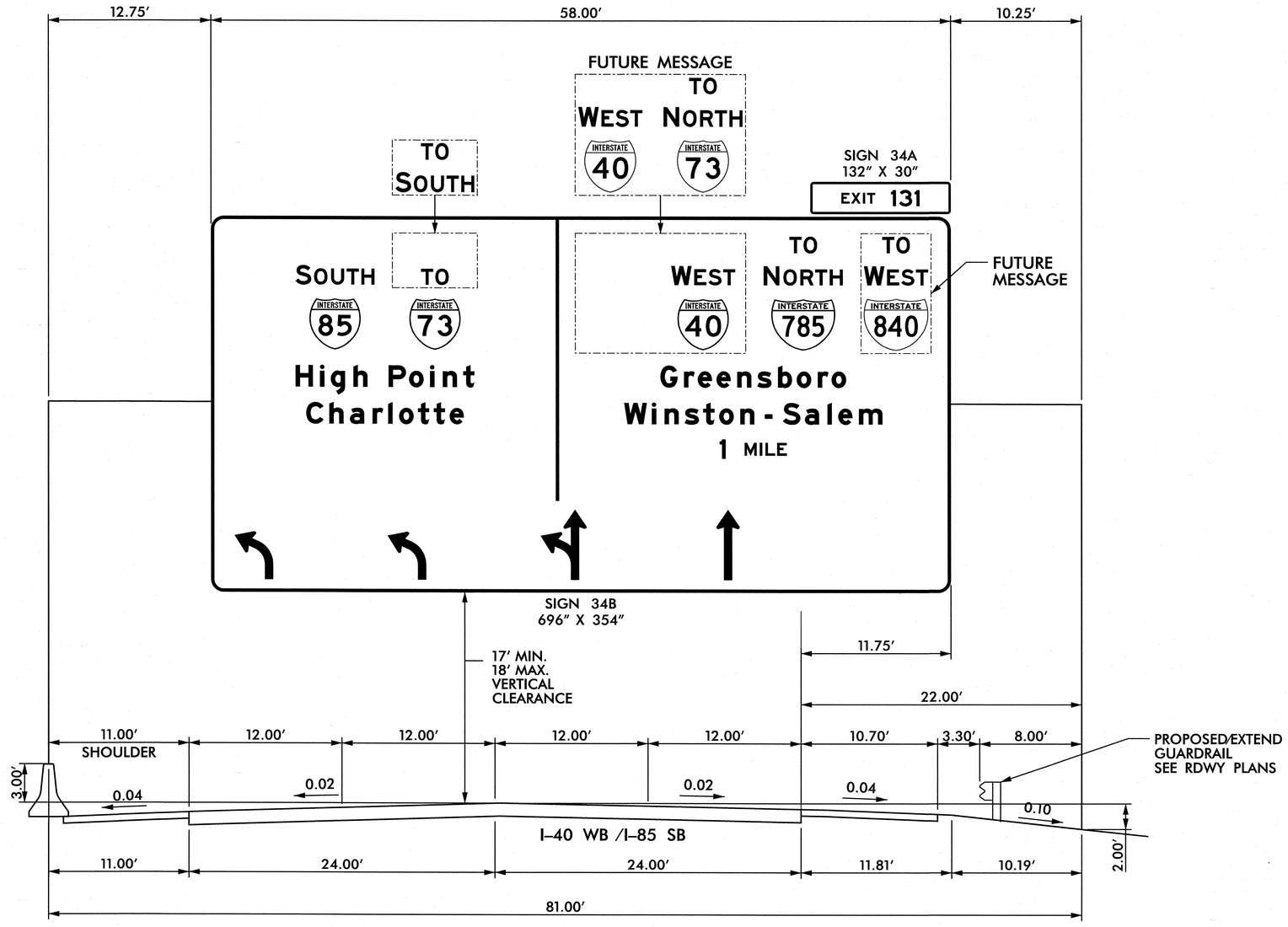

NOTES:

1. IF THE CONTRACTOR BIDS ALUMINUM SIGN STRUCTURE, EACH SHALL BE PROVIDED WITH AN APPROVED HIGHWAY TRUSS DAMPER DEVICE IN ACCORDANCE WITH AASHTO SPECIFICATIONS.
2. MOUNT SIGNS VERTICALLY CENTERED ON HORIZONTAL MEMBER OF STRUCTURE.
3. FIELD VERIFICATION SHALL BE REQUIRED FOR ALL FOOTING ELEVATIONS, PER THE LATEST NCDOT STANDARD SPECIFICATIONS FOR ROADS AND STRUCTURES. PROVIDE FIELD VERIFICATION TO THE SIGNING SECTION.
4. THE TOP OF THE FOOTING SHALL EXTEND AT LEAST 6 INCHES AND NOT MORE THAN 24 INCHES ABOVE THE HIGHEST POINT OF THE GROUND SURFACE AT THE FOOTING.
5. SIGN HANGERS AND ATTACHMENT HARDWARE SHALL BE PROVIDED AND INSTALLED ON THE ASSEMBLY TO ACCOMMODATE ALL SIGNS SHOWN IN THIS PLAN SHEET.
6. DESIGN AND CONSTRUCTION REQUIREMENTS FOR SIGN STRUCTURES SHALL ACCOMMODATE WIND VELOCITY OF 90 M.P.H.

HNTB
HNTB NORTH CAROLINA, P.C.
343 E. Six Forks Road, Suite 200
Raleigh, North Carolina 27609
NC License No: C-1554

OVERHEAD ASSEMBLY 'G'
I-40/I-85 SB 100′ WEST OF EXISTING STRUCTURE

TIP NO.	SHEET NO.
U-2525B	SIGN-3Y

APPROVED: _____

DATE: 1-06-2014

SEAL

NORTH CAROLINA PROFESSIONAL SEAL 20675 ENGINEER CHARLES A. JOHNSON III

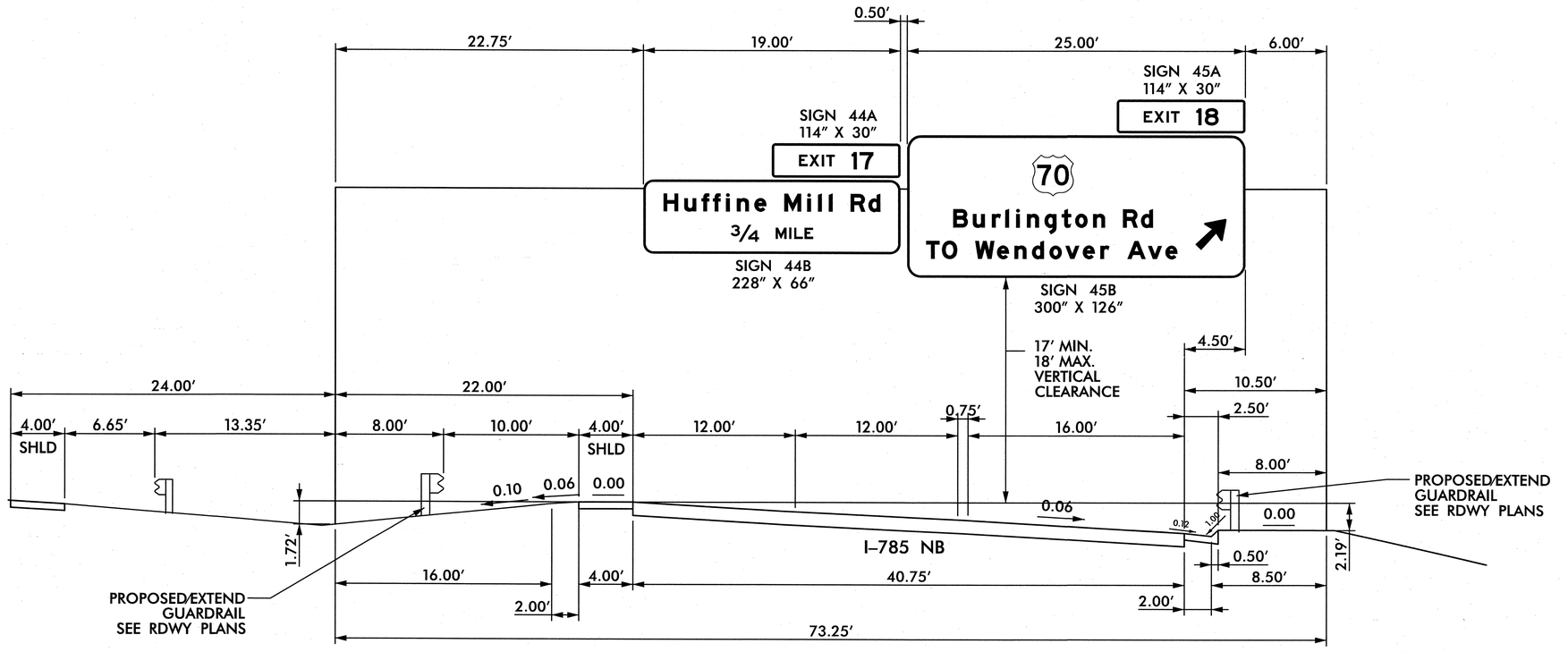

NOTES:

1. IF THE CONTRACTOR BIDS ALUMINUM SIGN STRUCTURE, EACH SHALL BE PROVIDED WITH AN APPROVED HIGHWAY TRUSS DAMPER DEVICE IN ACCORDANCE WITH AASHTO SPECIFICATIONS.
2. MOUNT SIGNS VERTICALLY CENTERED ON HORIZONTAL MEMBER OF STRUCTURE.
3. FIELD VERIFICATION SHALL BE REQUIRED FOR ALL FOOTING ELEVATIONS, PER THE LATEST NCDOT STANDARD SPECIFICATIONS FOR ROADS AND STRUCTURES. PROVIDE FIELD VERIFICATION TO THE SIGNING SECTION.
4. THE TOP OF THE FOOTING SHALL EXTEND AT LEAST 6 INCHES AND NOT MORE THAN 24 INCHES ABOVE THE HIGHEST POINT OF THE GROUND SURFACE AT THE FOOTING.
5. SIGN HANGERS AND ATTACHMENT HARDWARE SHALL BE PROVIDED AND INSTALLED ON THE ASSEMBLY TO ACCOMMODATE ALL SIGNS SHOWN IN THIS PLAN SHEET.
6. DESIGN AND CONSTRUCTION REQUIREMENTS FOR SIGN STRUCTURES SHALL ACCOMMODATE WIND VELOCITY OF 90 M.P.H.

HNTB NORTH CAROLINA, P.C.
343 E. Six Forks Road, Suite 200
Raleigh, North Carolina 27609
NC License No: C-1554

OVERHEAD ASSEMBLY 'H'
STA. 28+00 -L-

TIP NO.	SHEET NO.
U-2525B	SIGN-3Z

APPROVED:

DATE: 1-06-2014

SEAL

NORTH CAROLINA PROFESSIONAL SEAL 20675 ENGINEER CHARLES A. JOHNSON III

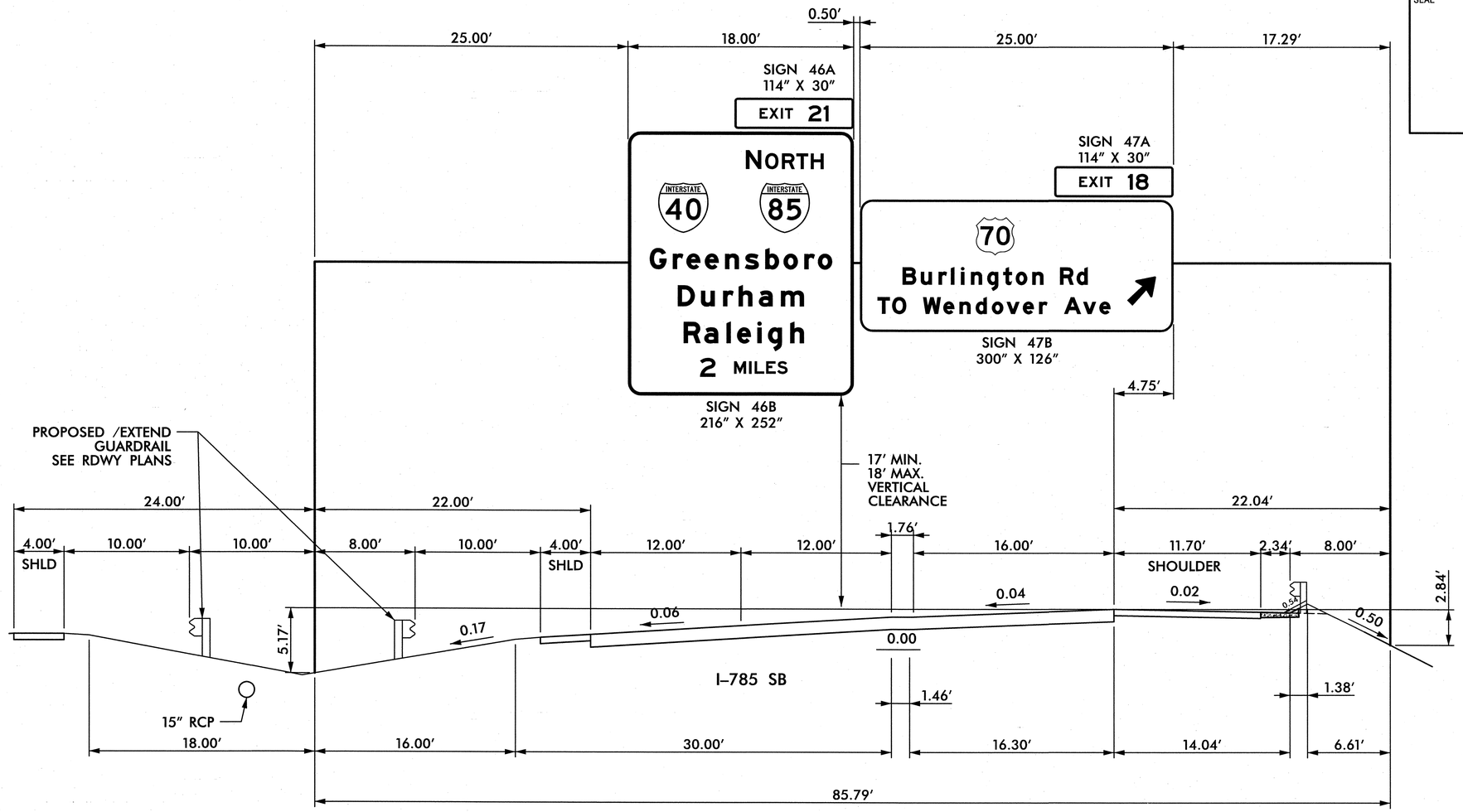

NOTES:

1. IF THE CONTRACTOR BIDS ALUMINUM SIGN STRUCTURE, EACH SHALL BE PROVIDED WITH AN APPROVED HIGHWAY TRUSS DAMPER DEVICE IN ACCORDANCE WITH AASHTO SPECIFICATIONS.
2. MOUNT SIGNS VERTICALLY CENTERED ON HORIZONTAL MEMBER OF STRUCTURE.
3. FIELD VERIFICATION SHALL BE REQUIRED FOR ALL FOOTING ELEVATIONS, PER THE LATEST NCDOT STANDARD SPECIFICATIONS FOR ROADS AND STRUCTURES. PROVIDE FIELD VERIFICATION TO THE SIGNING SECTION.
4. THE TOP OF THE FOOTING SHALL EXTEND AT LEAST 6 INCHES AND NOT MORE THAN 24 INCHES ABOVE THE HIGHEST POINT OF THE GROUND SURFACE AT THE FOOTING.
5. SIGN HANGERS AND ATTACHMENT HARDWARE SHALL BE PROVIDED AND INSTALLED ON THE ASSEMBLY TO ACCOMMODATE ALL SIGNS SHOWN IN THIS PLAN SHEET.
6. DESIGN AND CONSTRUCTION REQUIREMENTS FOR SIGN STRUCTURES SHALL ACCOMMODATE WIND VELOCITY OF 90 M.P.H.

HNTB NORTH CAROLINA, P.C.
343 E. Six Forks Road, Suite 200
Raleigh, North Carolina 27609
NC License No: C-1554

OVERHEAD ASSEMBLY 'I'
STA. 38+50 -L-

TIP NO.	SHEET NO.
U-2525B	SIGN-3AA

APPROVED: [signature]

DATE: 1-06-2014

SEAL

NORTH CAROLINA PROFESSIONAL SEAL 20675 ENGINEER CHARLES A. JOHNSON III

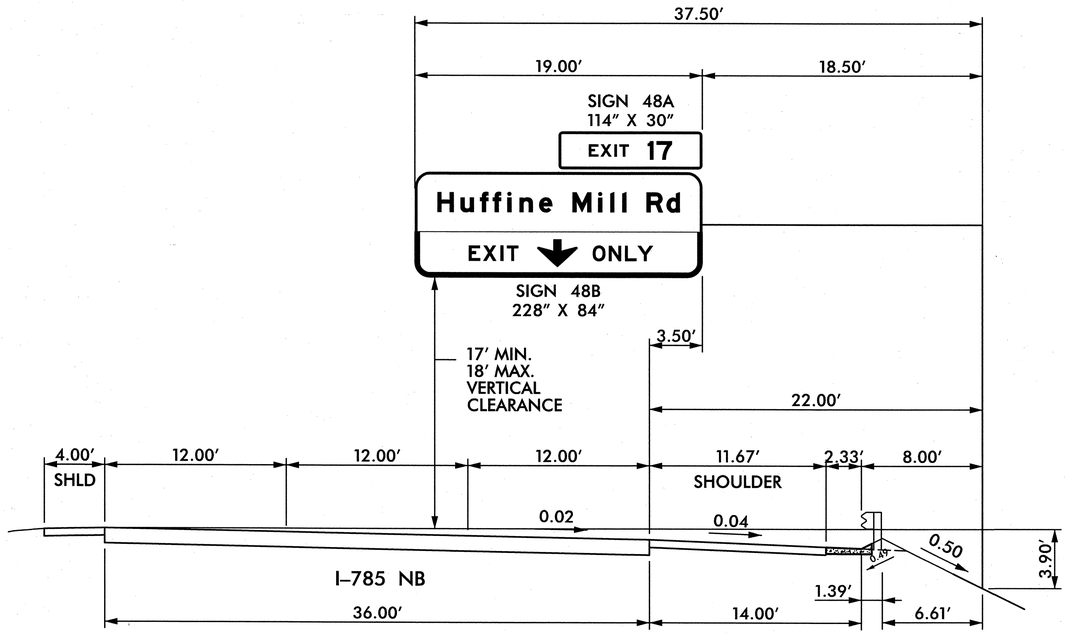

NOTES:

1. IF THE CONTRACTOR BIDS ALUMINUM SIGN STRUCTURE, EACH SHALL BE PROVIDED WITH AN APPROVED HIGHWAY TRUSS DAMPER DEVICE IN ACCORDANCE WITH AASHTO SPECIFICATIONS.
2. MOUNT SIGNS VERTICALLY CENTERED ON HORIZONTAL MEMBER OF STRUCTURE.
3. FIELD VERIFICATION SHALL BE REQUIRED FOR ALL FOOTING ELEVATIONS, PER THE LATEST NCDOT STANDARD SPECIFICATIONS FOR ROADS AND STRUCTURES. PROVIDE FIELD VERIFICATION TO THE SIGNING SECTION.
4. THE TOP OF THE FOOTING SHALL EXTEND AT LEAST 6 INCHES AND NOT MORE THAN 24 INCHES ABOVE THE HIGHEST POINT OF THE GROUND SURFACE AT THE FOOTING.
5. SIGN HANGERS AND ATTACHMENT HARDWARE SHALL BE PROVIDED AND INSTALLED ON THE ASSEMBLY TO ACCOMMODATE ALL SIGNS SHOWN IN THIS PLAN SHEET.
6. DESIGN AND CONSTRUCTION REQUIREMENTS FOR SIGN STRUCTURES SHALL ACCOMMODATE WIND VELOCITY OF 90 M.P.H.

HNTB
HNTB NORTH CAROLINA, P.C.
343 E. Six Forks Road, Suite 200
Raleigh, North Carolina 27609
NC License No: C-1554

OVERHEAD ASSEMBLY 'J'
STA. 47+00 -L-

TIP NO.	SHEET NO.
U-2525B	SIGN-3BB

APPROVED: [signature]

DATE: 1-06-2014

SEAL

NORTH CAROLINA PROFESSIONAL SEAL 20675 ENGINEER CHARLES A. JOHNSON III

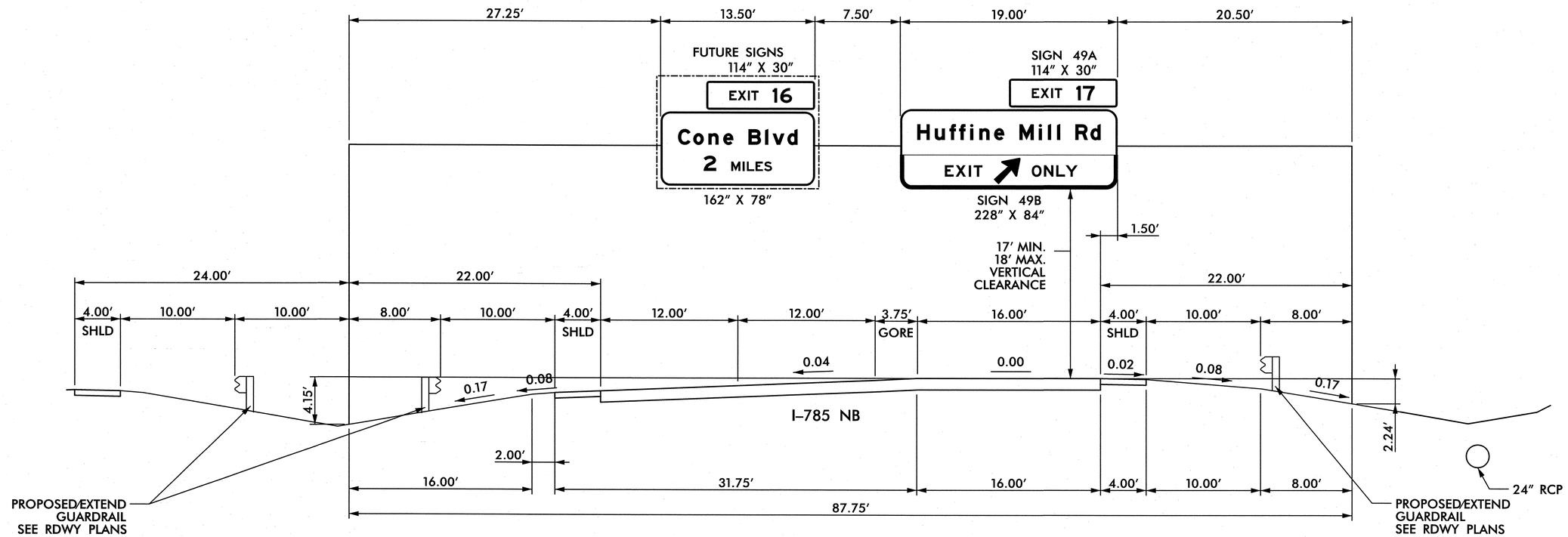

NOTES:

1. IF THE CONTRACTOR BIDS ALUMINUM SIGN STRUCTURE, EACH SHALL BE PROVIDED WITH AN APPROVED HIGHWAY TRUSS DAMPER DEVICE IN ACCORDANCE WITH AASHTO SPECIFICATIONS.
2. MOUNT SIGNS VERTICALLY CENTERED ON HORIZONTAL MEMBER OF STRUCTURE.
3. FIELD VERIFICATION SHALL BE REQUIRED FOR ALL FOOTING ELEVATIONS, PER THE LATEST NCDOT STANDARD SPECIFICATIONS FOR ROADS AND STRUCTURES. PROVIDE FIELD VERIFICATION TO THE SIGNING SECTION.
4. THE TOP OF THE FOOTING SHALL EXTEND AT LEAST 6 INCHES AND NOT MORE THAN 24 INCHES ABOVE THE HIGHEST POINT OF THE GROUND SURFACE AT THE FOOTING.
5. SIGN HANGERS AND ATTACHMENT HARDWARE SHALL BE PROVIDED AND INSTALLED ON THE ASSEMBLY TO ACCOMMODATE ALL SIGNS SHOWN IN THIS PLAN SHEET.
6. DESIGN AND CONSTRUCTION REQUIREMENTS FOR SIGN STRUCTURES SHALL ACCOMMODATE WIND VELOCITY OF 90 M.P.H.

HNTB NORTH CAROLINA, P.C.
343 E. Six Forks Road, Suite 200
Raleigh, North Carolina 27609
NC License No: C-1554

OVERHEAD ASSEMBLY 'K'
STA. 69+00 -L-

TIP NO.	SHEET NO.
U-2525B	SIGN-3CC

APPROVED:

DATE: 1-06-2014

SEAL

NORTH CAROLINA PROFESSIONAL SEAL 20675 ENGINEER CHARLES A. JOHNSON III

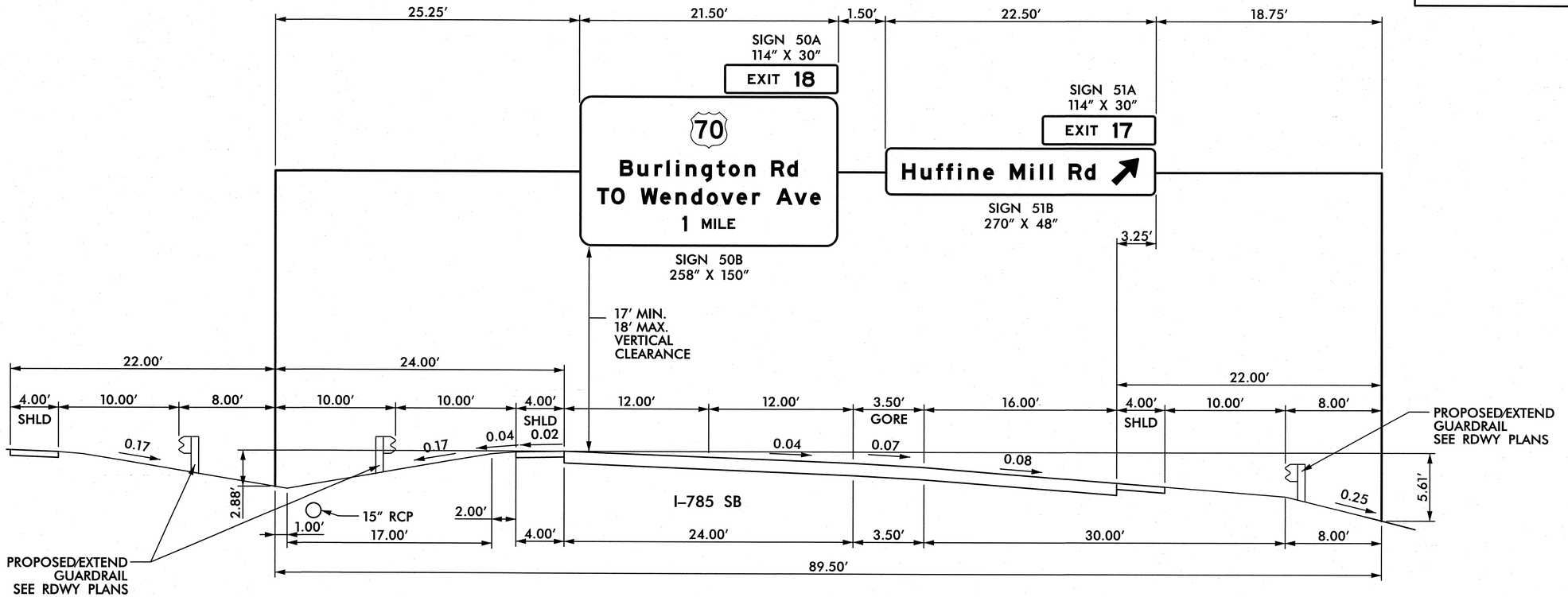

NOTES:

1. IF THE CONTRACTOR BIDS ALUMINUM SIGN STRUCTURE, EACH SHALL BE PROVIDED WITH AN APPROVED HIGHWAY TRUSS DAMPER DEVICE IN ACCORDANCE WITH AASHTO SPECIFICATIONS.
2. MOUNT SIGNS VERTICALLY CENTERED ON HORIZONTAL MEMBER OF STRUCTURE.
3. FIELD VERIFICATION SHALL BE REQUIRED FOR ALL FOOTING ELEVATIONS, PER THE LATEST NCDOT STANDARD SPECIFICATIONS FOR ROADS AND STRUCTURES. PROVIDE FIELD VERIFICATION TO THE SIGNING SECTION.
4. THE TOP OF THE FOOTING SHALL EXTEND AT LEAST 6 INCHES AND NOT MORE THAN 24 INCHES ABOVE THE HIGHEST POINT OF THE GROUND SURFACE AT THE FOOTING.
5. SIGN HANGERS AND ATTACHMENT HARDWARE SHALL BE PROVIDED AND INSTALLED ON THE ASSEMBLY TO ACCOMMODATE ALL SIGNS SHOWN IN THIS PLAN SHEET.
6. DESIGN AND CONSTRUCTION REQUIREMENTS FOR SIGN STRUCTURES SHALL ACCOMMODATE WIND VELOCITY OF 90 M.P.H.

HNTB
HNTB NORTH CAROLINA, P.C.
343 E. Six Forks Road, Suite 200
Raleigh, North Carolina 27609
NC License No: C-1554

OVERHEAD ASSEMBLY 'L'
STA. 94+25 -L-

TIP NO.	SHEET NO.
U-2525B	SIGN-3DD

APPROVED: _____

DATE: 1-06-2014

SEAL

NORTH CAROLINA PROFESSIONAL SEAL 20675 ENGINEER CHARLES A. JOHNSON III

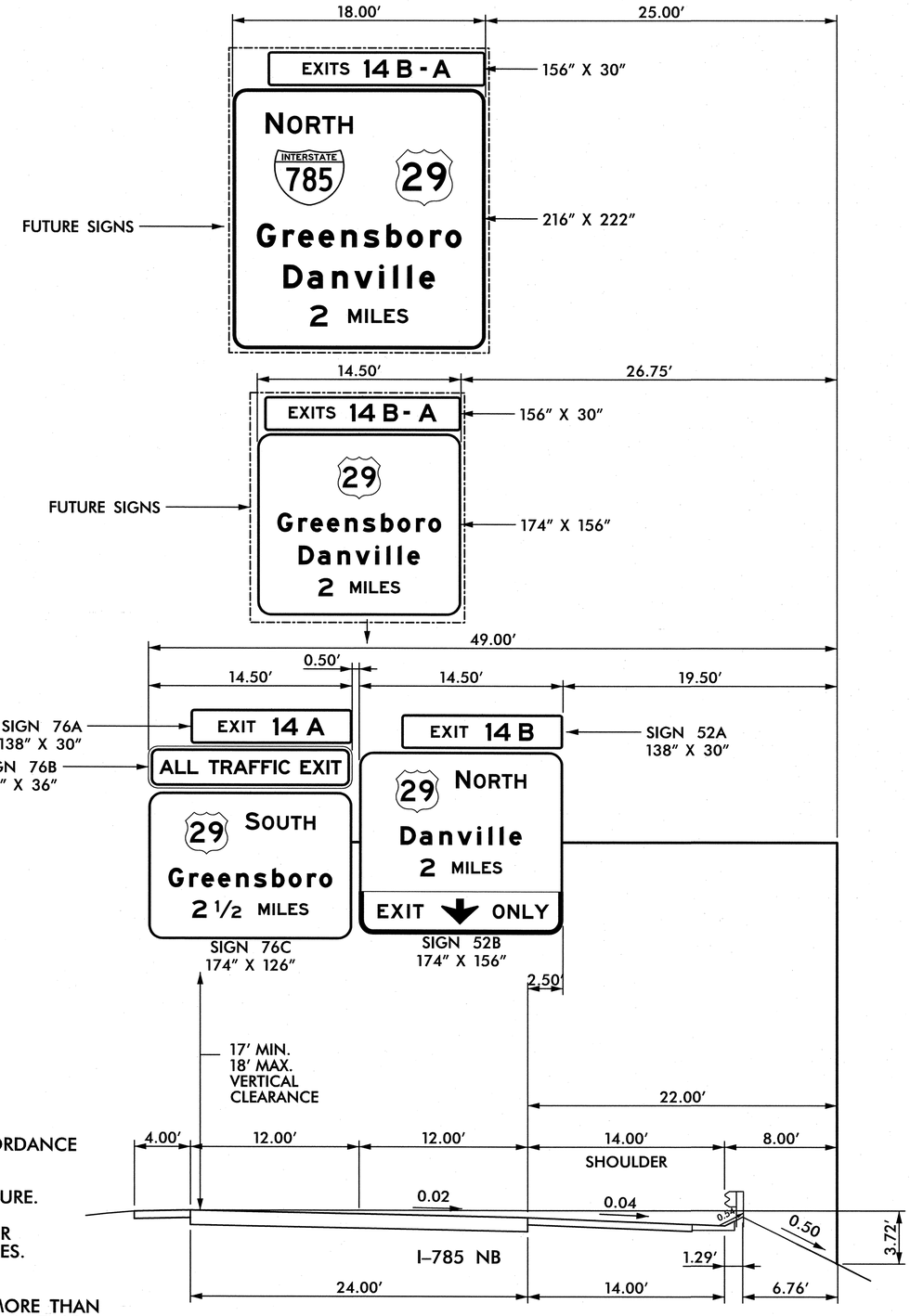

NOTES:

1. IF THE CONTRACTOR BIDS ALUMINUM SIGN STRUCTURE, EACH SHALL BE PROVIDED WITH AN APPROVED HIGHWAY TRUSS DAMPER DEVICE IN ACCORDANCE WITH AASHTO SPECIFICATIONS.
2. MOUNT SIGNS VERTICALLY CENTERED ON HORIZONTAL MEMBER OF STRUCTURE.
3. FIELD VERIFICATION SHALL BE REQUIRED FOR ALL FOOTING ELEVATIONS, PER THE LATEST NCDOT STANDARD SPECIFICATIONS FOR ROADS AND STRUCTURES. PROVIDE FIELD VERIFICATION TO THE SIGNING SECTION.
4. THE TOP OF THE FOOTING SHALL EXTEND AT LEAST 6 INCHES AND NOT MORE THAN 24 INCHES ABOVE THE HIGHEST POINT OF THE GROUND SURFACE AT THE FOOTING.
5. SIGN HANGERS AND ATTACHMENT HARDWARE SHALL BE PROVIDED AND INSTALLED ON THE ASSEMBLY TO ACCOMMODATE ALL SIGNS SHOWN IN THIS PLAN SHEET.
6. DESIGN AND CONSTRUCTION REQUIREMENTS FOR SIGN STRUCTURES SHALL ACCOMMODATE WIND VELOCITY OF 90 M.P.H.

HNTB NORTH CAROLINA, P.C.
343 E. Six Forks Road, Suite 200
Raleigh, North Carolina 27609
NC License No: C-1554

OVERHEAD ASSEMBLY 'M'
STA. 135+50 -L-

TIP NO.	SHEET NO.
U-2525B	SIGN-3EE

APPROVED: [signature]

DATE: 1-06-2014

SEAL

NORTH CAROLINA PROFESSIONAL SEAL 20675 ENGINEER CHARLES A. JOHNSON III

SIGN MESSAGE FACING OPPOSING TRAFFIC
SIGN 32
270" X 102"

Huffine Mill Rd	1/2
70 Burlington Rd	1 1/2
40 85	3 1/2

FUTURE SIGN
270" X 102"

29	2 1/4
Yanceyville St	5
N Elm St	6 1/4

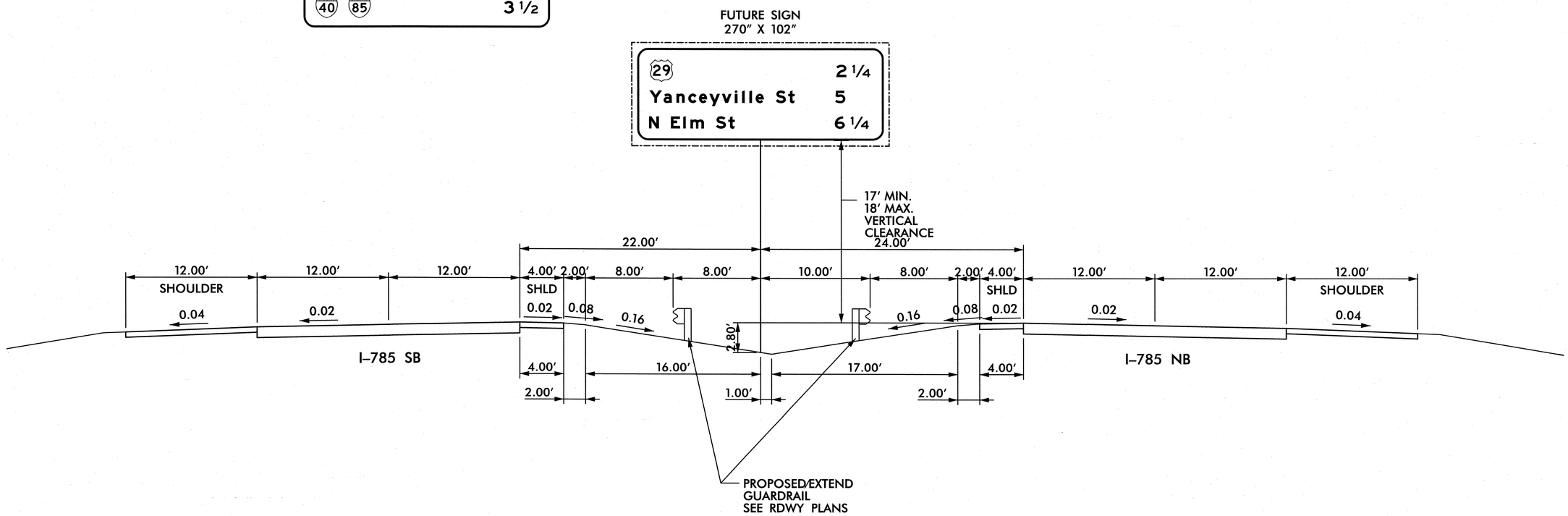

NOTES:

1. IF THE CONTRACTOR BIDS ALUMINUM SIGN STRUCTURE, EACH SHALL BE PROVIDED WITH AN APPROVED HIGHWAY TRUSS DAMPER DEVICE IN ACCORDANCE WITH AASHTO SPECIFICATIONS.
2. MOUNT SIGNS VERTICALLY CENTERED ON HORIZONTAL MEMBER OF STRUCTURE.
3. FIELD VERIFICATION SHALL BE REQUIRED FOR ALL FOOTING ELEVATIONS, PER THE LATEST NCDOT STANDARD SPECIFICATIONS FOR ROADS AND STRUCTURES. PROVIDE FIELD VERIFICATION TO THE SIGNING SECTION.
4. THE TOP OF THE FOOTING SHALL EXTEND AT LEAST 6 INCHES AND NOT MORE THAN 24 INCHES ABOVE THE HIGHEST POINT OF THE GROUND SURFACE AT THE FOOTING.
5. SIGN HANGERS AND ATTACHMENT HARDWARE SHALL BE PROVIDED AND INSTALLED ON THE ASSEMBLY TO ACCOMMODATE ALL SIGNS SHOWN IN THIS PLAN SHEET.
6. DESIGN AND CONSTRUCTION REQUIREMENTS FOR SIGN STRUCTURES SHALL ACCOMMODATE WIND VELOCITY OF 90 M.P.H.

HNTB
HNTB NORTH CAROLINA, P.C.
343 E. Six Forks Road, Suite 200
Raleigh, North Carolina 27609
NC License No: C-1554

OVERHEAD ASSEMBLY 'N'
STA. 123+00 -L-

TIP NO.	SHEET NO.
U-2525B	SIGN-3FF

APPROVED: _____

DATE: 1-06-2014

SEAL

NORTH CAROLINA PROFESSIONAL SEAL 20675 ENGINEER CHARLES A. JOHNSON III

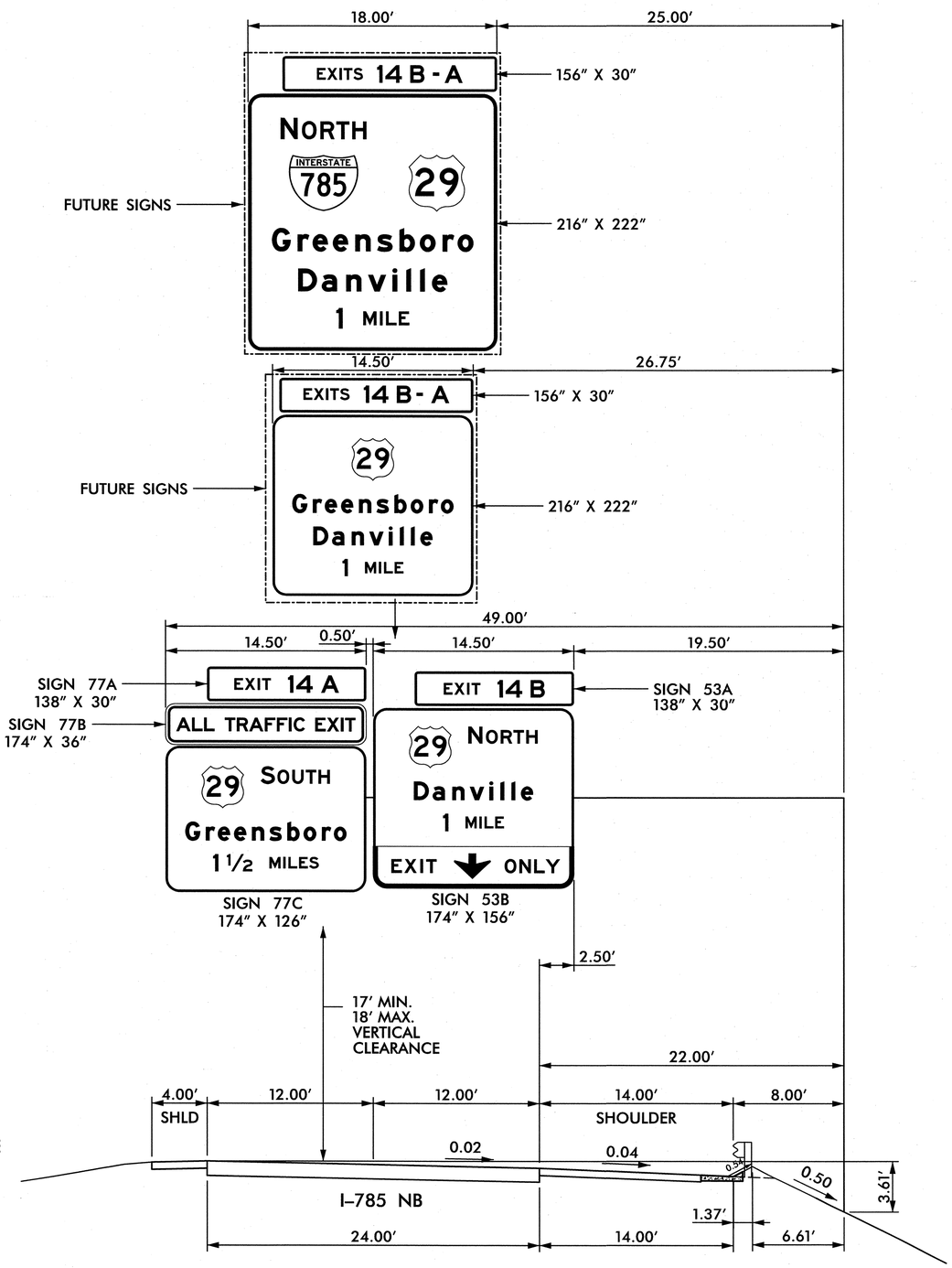

NOTES:

1. IF THE CONTRACTOR BIDS ALUMINUM SIGN STRUCTURE, EACH SHALL BE PROVIDED WITH AN APPROVED HIGHWAY TRUSS DAMPER DEVICE IN ACCORDANCE WITH AASHTO SPECIFICATIONS.
2. MOUNT SIGNS VERTICALLY CENTERED ON HORIZONTAL MEMBER OF STRUCTURE.
3. FIELD VERIFICATION SHALL BE REQUIRED FOR ALL FOOTING ELEVATIONS, PER THE LATEST NCDOT STANDARD SPECIFICATIONS FOR ROADS AND STRUCTURES. PROVIDE FIELD VERIFICATION TO THE SIGNING SECTION.
4. THE TOP OF THE FOOTING SHALL EXTEND AT LEAST 6 INCHES AND NOT MORE THAN 24 INCHES ABOVE THE HIGHEST POINT OF THE GROUND SURFACE AT THE FOOTING.
5. SIGN HANGERS AND ATTACHMENT HARDWARE SHALL BE PROVIDED AND INSTALLED ON THE ASSEMBLY TO ACCOMMODATE ALL SIGNS SHOWN IN THIS PLAN SHEET.
6. DESIGN AND CONSTRUCTION REQUIREMENTS FOR SIGN STRUCTURES SHALL ACCOMMODATE WIND VELOCITY OF 90 M.P.H.

HNTB NORTH CAROLINA, P.C.
343 E. Six Forks Road, Suite 200
Raleigh, North Carolina 27609
NC License No: C-1554

OVERHEAD ASSEMBLY '0'
STA. 187+50 -L-

TIP NO.	SHEET NO.
U-2525B	SIGN-3GG

APPROVED:

DATE: 1-06-2014

SEAL

NORTH CAROLINA PROFESSIONAL SEAL 20675 ENGINEER CHARLES A. JOHNSON III

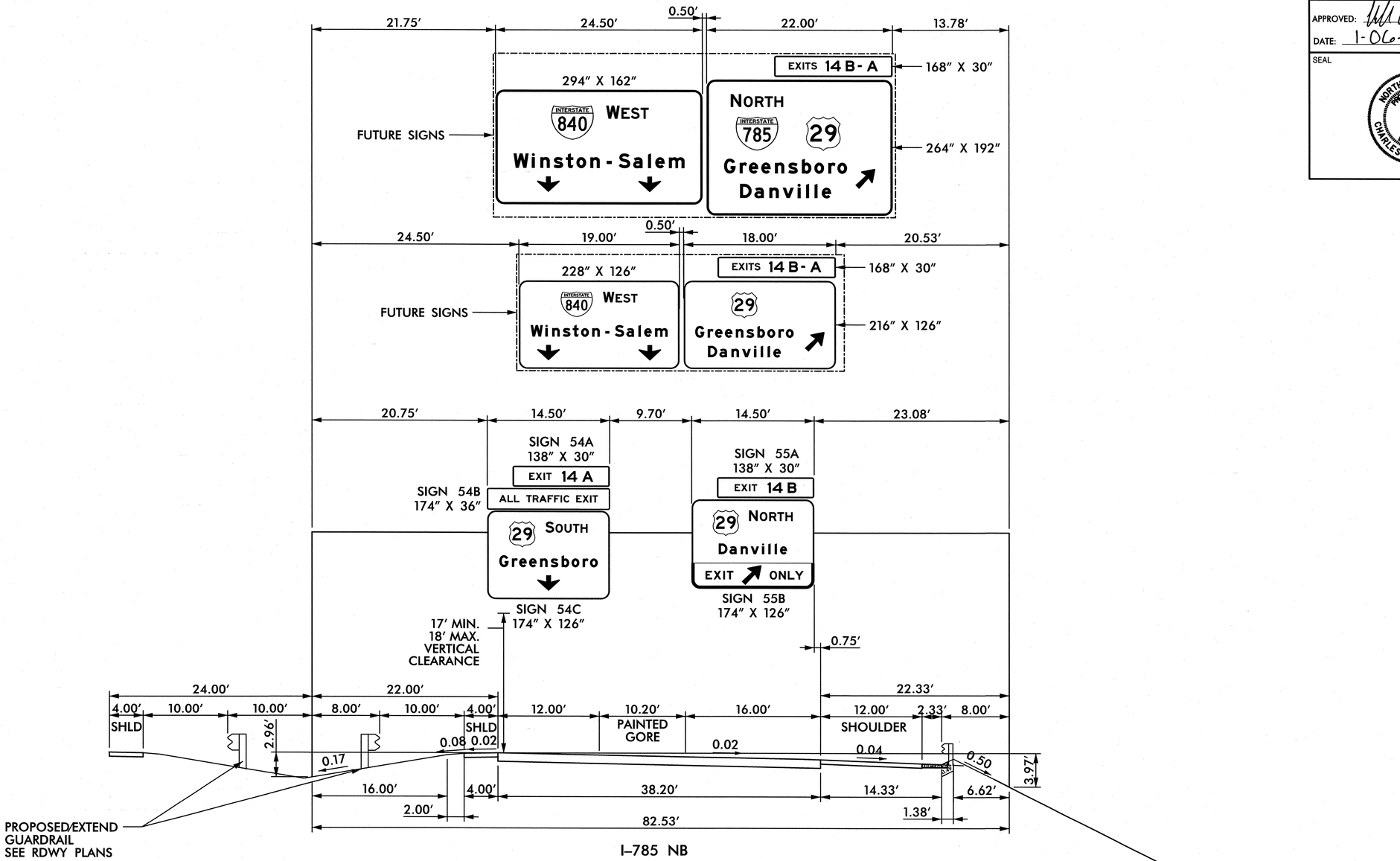

NOTES:

1. IF THE CONTRACTOR BIDS ALUMINUM SIGN STRUCTURE, EACH SHALL BE PROVIDED WITH AN APPROVED HIGHWAY TRUSS DAMPER DEVICE IN ACCORDANCE WITH AASHTO SPECIFICATIONS.
2. MOUNT SIGNS VERTICALLY CENTERED ON HORIZONTAL MEMBER OF STRUCTURE.
3. FIELD VERIFICATION SHALL BE REQUIRED FOR ALL FOOTING ELEVATIONS, PER THE LATEST NCDOT STANDARD SPECIFICATIONS FOR ROADS AND STRUCTURES. PROVIDE FIELD VERIFICATION TO THE SIGNING SECTION.
4. THE TOP OF THE FOOTING SHALL EXTEND AT LEAST 6 INCHES AND NOT MORE THAN 24 INCHES ABOVE THE HIGHEST POINT OF THE GROUND SURFACE AT THE FOOTING.
5. SIGN HANGERS AND ATTACHMENT HARDWARE SHALL BE PROVIDED AND INSTALLED ON THE ASSEMBLY TO ACCOMMODATE ALL SIGNS SHOWN IN THIS PLAN SHEET.
6. DESIGN AND CONSTRUCTION REQUIREMENTS FOR SIGN STRUCTURES SHALL ACCOMMODATE WIND VELOCITY OF 90 M.P.H.

HNTB NORTH CAROLINA, P.C.
343 E. Six Forks Road, Suite 200
Raleigh, North Carolina 27609
NC License No: C-1554

OVERHEAD ASSEMBLY 'P'
STA. 241+60 -L-

TIP NO.	SHEET NO.
U-2525B	SIGN-3HH

APPROVED: _____

DATE: 1-06-2014

SEAL

NORTH CAROLINA PROFESSIONAL SEAL 20675 ENGINEER CHARLES A. JOHNSON III

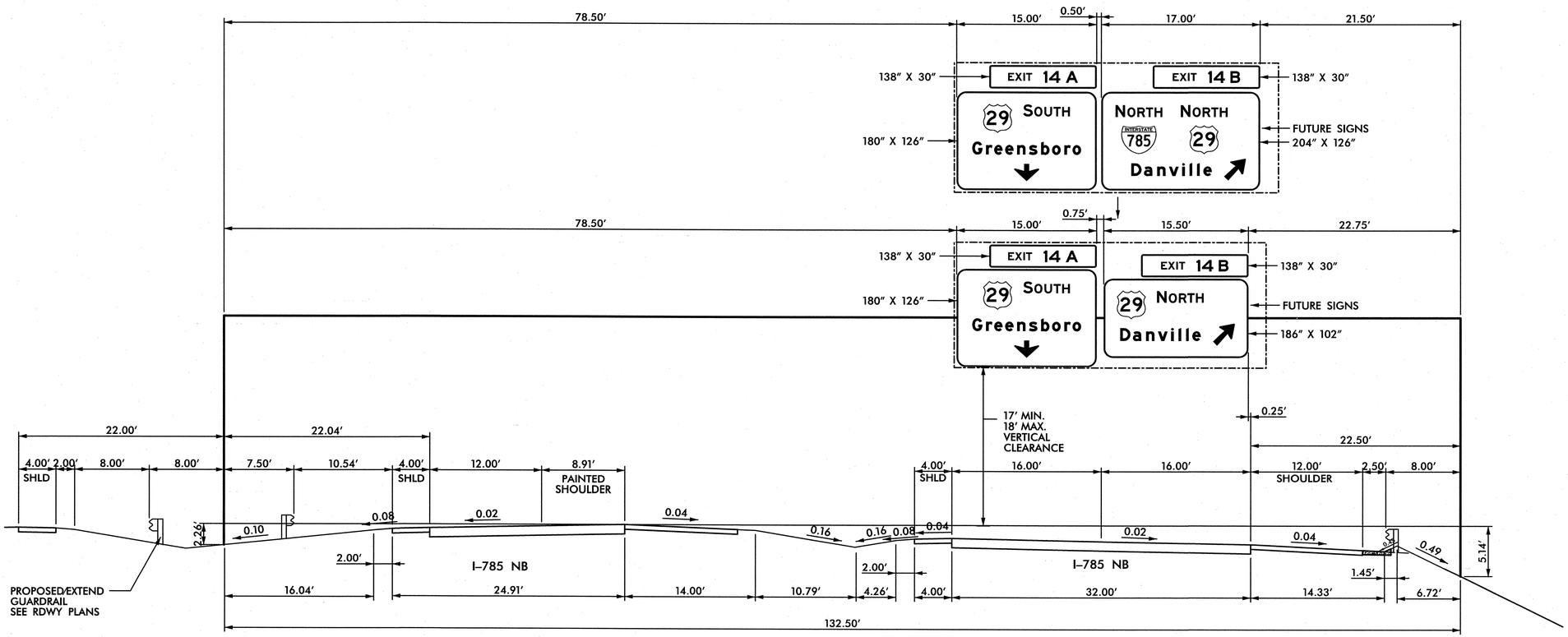

NOTES:

1. IF THE CONTRACTOR BIDS ALUMINUM SIGN STRUCTURE, EACH SHALL BE PROVIDED WITH AN APPROVED HIGHWAY TRUSS DAMPER DEVICE IN ACCORDANCE WITH AASHTO SPECIFICATIONS.
2. MOUNT SIGNS VERTICALLY CENTERED ON HORIZONTAL MEMBER OF STRUCTURE.
3. FIELD VERIFICATION SHALL BE REQUIRED FOR ALL FOOTING ELEVATIONS, PER THE LATEST NCDOT STANDARD SPECIFICATIONS FOR ROADS AND STRUCTURES. PROVIDE FIELD VERIFICATION TO THE SIGNING SECTION.
4. THE TOP OF THE FOOTING SHALL EXTEND AT LEAST 6 INCHES AND NOT MORE THAN 24 INCHES ABOVE THE HIGHEST POINT OF THE GROUND SURFACE AT THE FOOTING.
5. SIGN HANGERS AND ATTACHMENT HARDWARE SHALL BE PROVIDED AND INSTALLED ON THE ASSEMBLY TO ACCOMMODATE ALL SIGNS SHOWN IN THIS PLAN SHEET.
6. DESIGN AND CONSTRUCTION REQUIREMENTS FOR SIGN STRUCTURES SHALL ACCOMMODATE WIND VELOCITY OF 90 M.P.H.

HNTB NORTH CAROLINA, P.C.
343 E. Six Forks Road, Suite 200
Raleigh, North Carolina 27609
NC License No: C-1554

OVERHEAD ASSEMBLY 'Q'
STA. 251+50 -L-

TIP NO.	SHEET NO.
U-2525B	SIGN-311

APPROVED: [signature]

DATE: 1-06-2014

SEAL

NORTH CAROLINA PROFESSIONAL SEAL 20675 ENGINEER CHARLES A. JOHNSON III

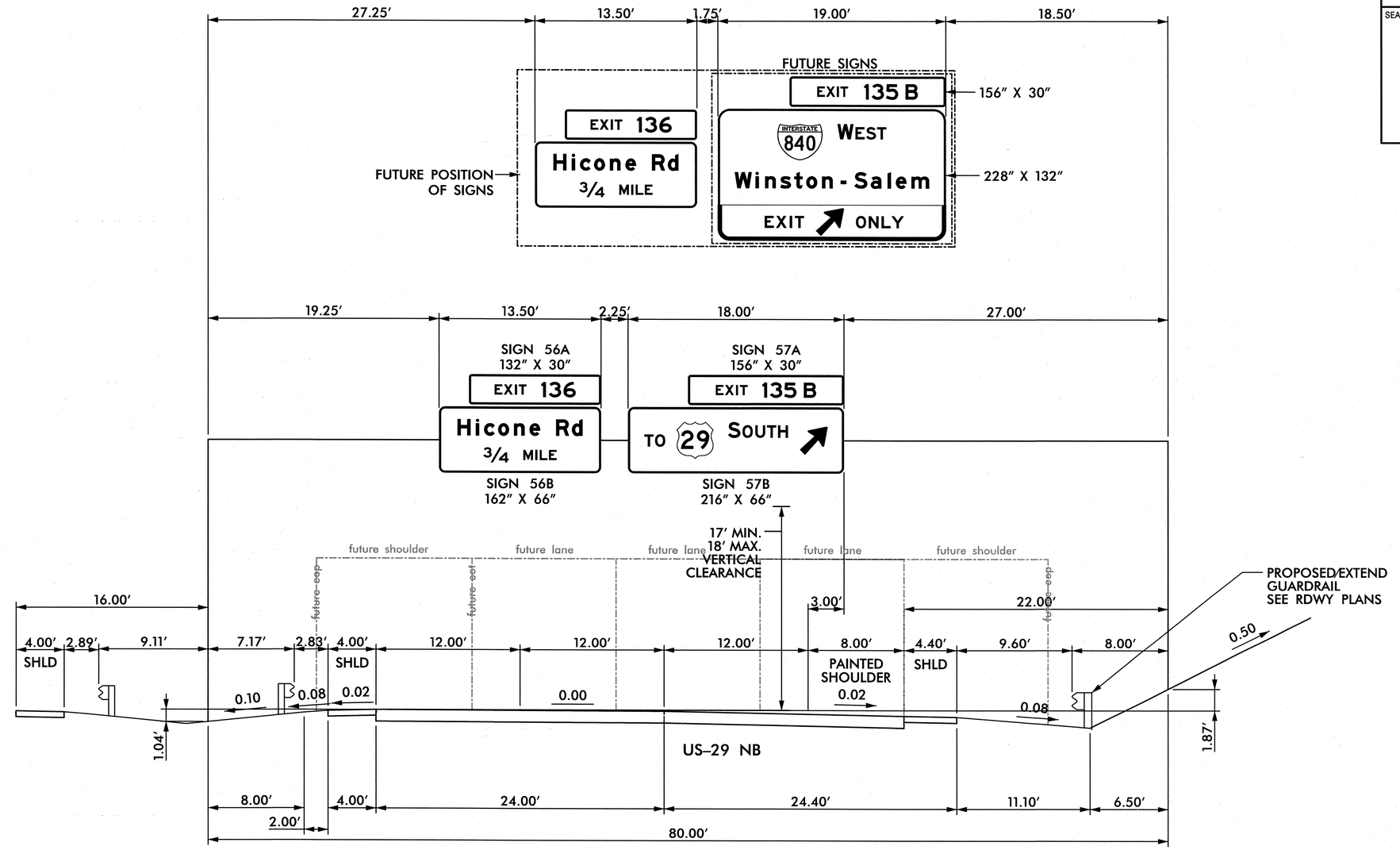

NOTES:

1. IF THE CONTRACTOR BIDS ALUMINUM SIGN STRUCTURE, EACH SHALL BE PROVIDED WITH AN APPROVED HIGHWAY TRUSS DAMPER DEVICE IN ACCORDANCE WITH AASHTO SPECIFICATIONS.
2. MOUNT SIGNS VERTICALLY CENTERED ON HORIZONTAL MEMBER OF STRUCTURE.
3. FIELD VERIFICATION SHALL BE REQUIRED FOR ALL FOOTING ELEVATIONS, PER THE LATEST NCDOT STANDARD SPECIFICATIONS FOR ROADS AND STRUCTURES. PROVIDE FIELD VERIFICATION TO THE SIGNING SECTION.
4. THE TOP OF THE FOOTING SHALL EXTEND AT LEAST 6 INCHES AND NOT MORE THAN 24 INCHES ABOVE THE HIGHEST POINT OF THE GROUND SURFACE AT THE FOOTING.
5. SIGN HANGERS AND ATTACHMENT HARDWARE SHALL BE PROVIDED AND INSTALLED ON THE ASSEMBLY TO ACCOMMODATE ALL SIGNS SHOWN IN THIS PLAN SHEET.
6. DESIGN AND CONSTRUCTION REQUIREMENTS FOR SIGN STRUCTURES SHALL ACCOMMODATE WIND VELOCITY OF 90 M.P.H.

HNTB
HNTB NORTH CAROLINA, P.C.
343 E. Six Forks Road, Suite 200
Raleigh, North Carolina 27609
NC License No: C-1554

OVERHEAD ASSEMBLY 'R'
STA. 48+50 -Y13-

TIP NO.	SHEET NO.
U-2525B	SIGN-3JJ

APPROVED: [signature]

DATE: 1-06-2014

SEAL

NORTH CAROLINA PROFESSIONAL SEAL 20675 ENGINEER CHARLES A. JOHNSON III

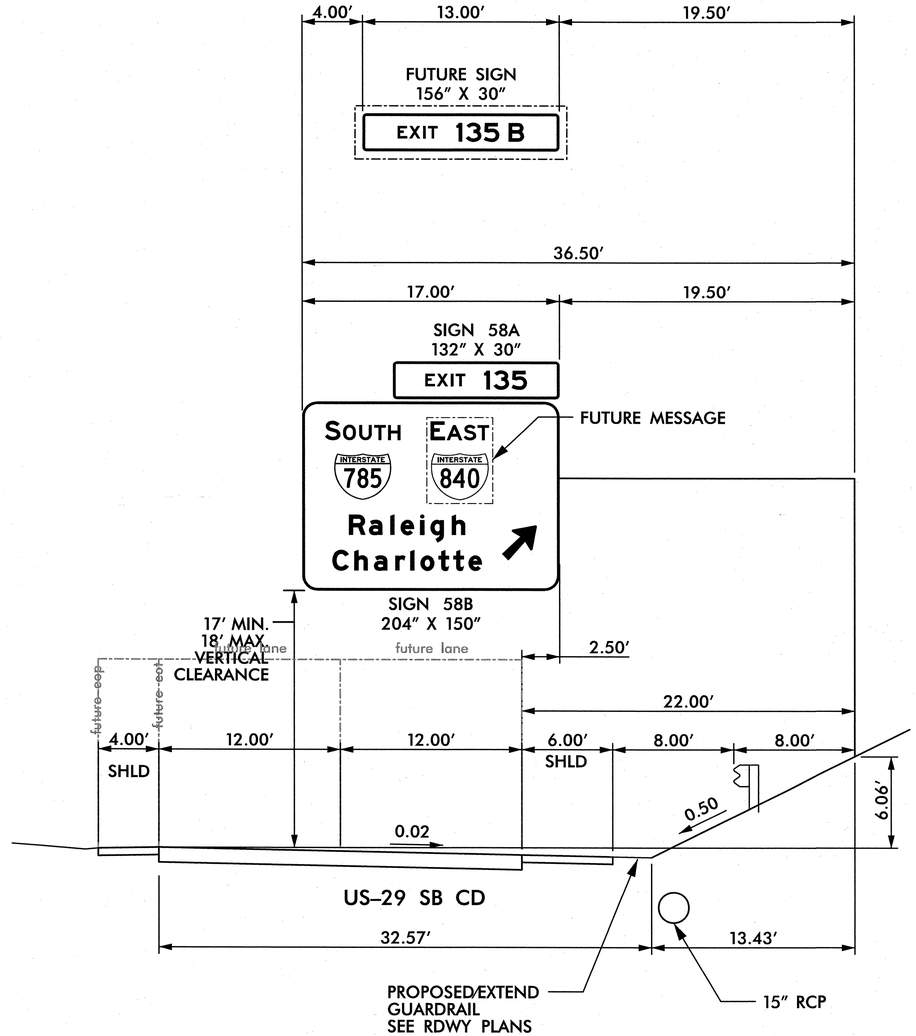

NOTES:

1. IF THE CONTRACTOR BIDS ALUMINUM SIGN STRUCTURE, EACH SHALL BE PROVIDED WITH AN APPROVED HIGHWAY TRUSS DAMPER DEVICE IN ACCORDANCE WITH AASHTO SPECIFICATIONS.
2. MOUNT SIGNS VERTICALLY CENTERED ON HORIZONTAL MEMBER OF STRUCTURE.
3. FIELD VERIFICATION SHALL BE REQUIRED FOR ALL FOOTING ELEVATIONS, PER THE LATEST NCDOT STANDARD SPECIFICATIONS FOR ROADS AND STRUCTURES. PROVIDE FIELD VERIFICATION TO THE SIGNING SECTION.
4. THE TOP OF THE FOOTING SHALL EXTEND AT LEAST 6 INCHES AND NOT MORE THAN 24 INCHES ABOVE THE HIGHEST POINT OF THE GROUND SURFACE AT THE FOOTING.
5. SIGN HANGERS AND ATTACHMENT HARDWARE SHALL BE PROVIDED AND INSTALLED ON THE ASSEMBLY TO ACCOMMODATE ALL SIGNS SHOWN IN THIS PLAN SHEET.
6. DESIGN AND CONSTRUCTION REQUIREMENTS FOR SIGN STRUCTURES SHALL ACCOMMODATE WIND VELOCITY OF 90 M.P.H.

HNTB NORTH CAROLINA, P.C.
343 E. Six Forks Road, Suite 200
Raleigh, North Carolina 27609
NC License No: C-1554

OVERHEAD ASSEMBLY 'S'
STA. 29+00 -I13CD-

TIP NO.	SHEET NO.
U-2525B	SIGN-3KK

APPROVED: _____

DATE: 1-06-2014

SEAL

NORTH CAROLINA PROFESSIONAL SEAL 20675 ENGINEER CHARLES A. JOHNSON III

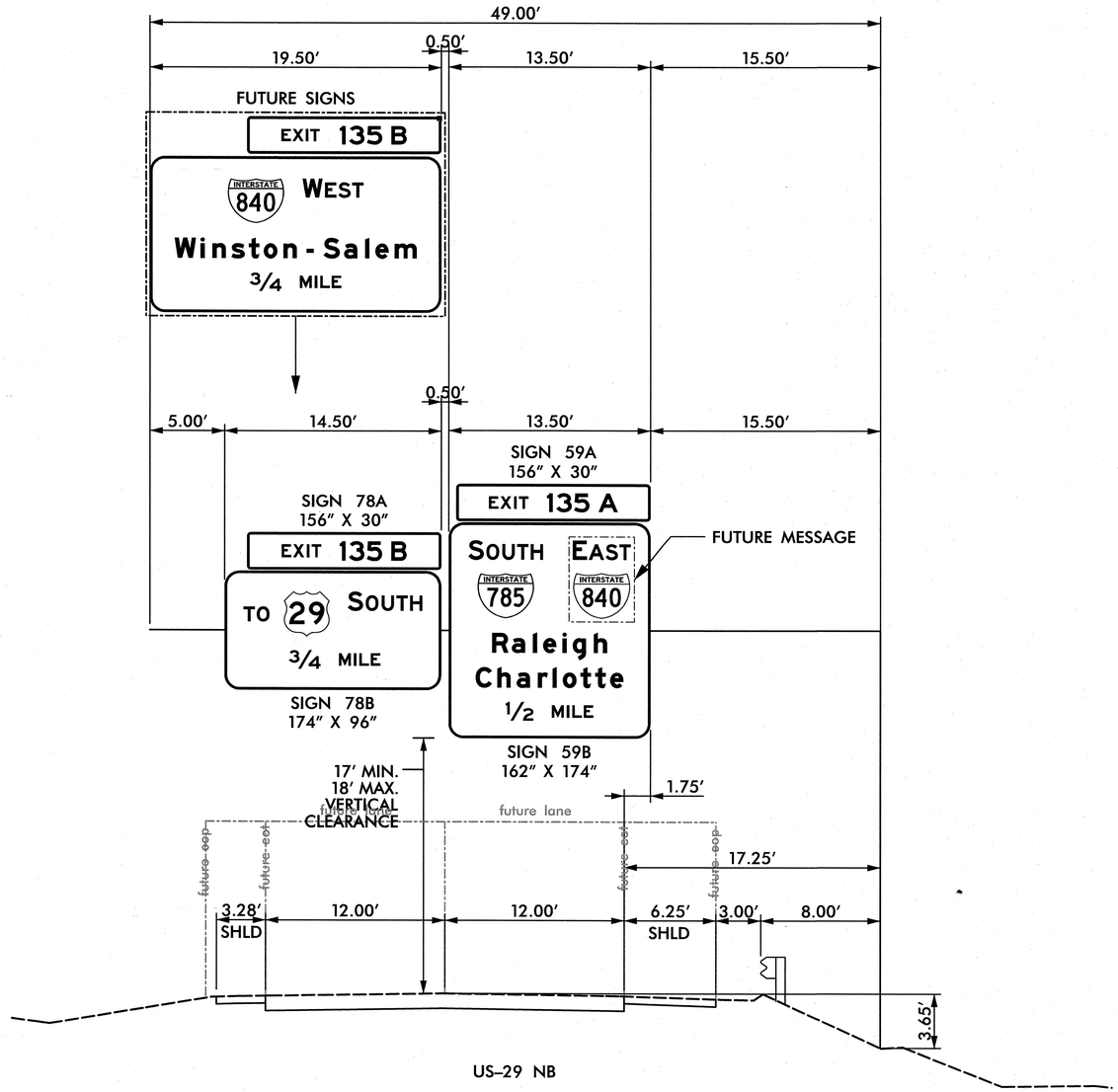

NOTES:

1. IF THE CONTRACTOR BIDS ALUMINUM SIGN STRUCTURE, EACH SHALL BE PROVIDED WITH AN APPROVED HIGHWAY TRUSS DAMPER DEVICE IN ACCORDANCE WITH AASHTO SPECIFICATIONS.
2. MOUNT SIGNS VERTICALLY CENTERED ON HORIZONTAL MEMBER OF STRUCTURE.
3. FIELD VERIFICATION SHALL BE REQUIRED FOR ALL FOOTING ELEVATIONS, PER THE LATEST NCDOT STANDARD SPECIFICATIONS FOR ROADS AND STRUCTURES. PROVIDE FIELD VERIFICATION TO THE SIGNING SECTION.
4. THE TOP OF THE FOOTING SHALL EXTEND AT LEAST 6 INCHES AND NOT MORE THAN 24 INCHES ABOVE THE HIGHEST POINT OF THE GROUND SURFACE AT THE FOOTING.
5. SIGN HANGERS AND ATTACHMENT HARDWARE SHALL BE PROVIDED AND INSTALLED ON THE ASSEMBLY TO ACCOMMODATE ALL SIGNS SHOWN IN THIS PLAN SHEET.
6. DESIGN AND CONSTRUCTION REQUIREMENTS FOR SIGN STRUCTURES SHALL ACCOMMODATE WIND VELOCITY OF 90 M.P.H.

HNTB NORTH CAROLINA, P.C.
343 E. Six Forks Road, Suite 200
Raleigh, North Carolina 27609
NC License No: C-1554

OVERHEAD ASSEMBLY 'T'
STA. 8+00 -Y13-

TIP NO.	SHEET NO.
U-2525B	SIGN-3LL

APPROVED: [signature]

DATE: 1-06-2014

SEAL

NORTH CAROLINA PROFESSIONAL SEAL 20675 ENGINEER CHARLES A. JOHNSON III

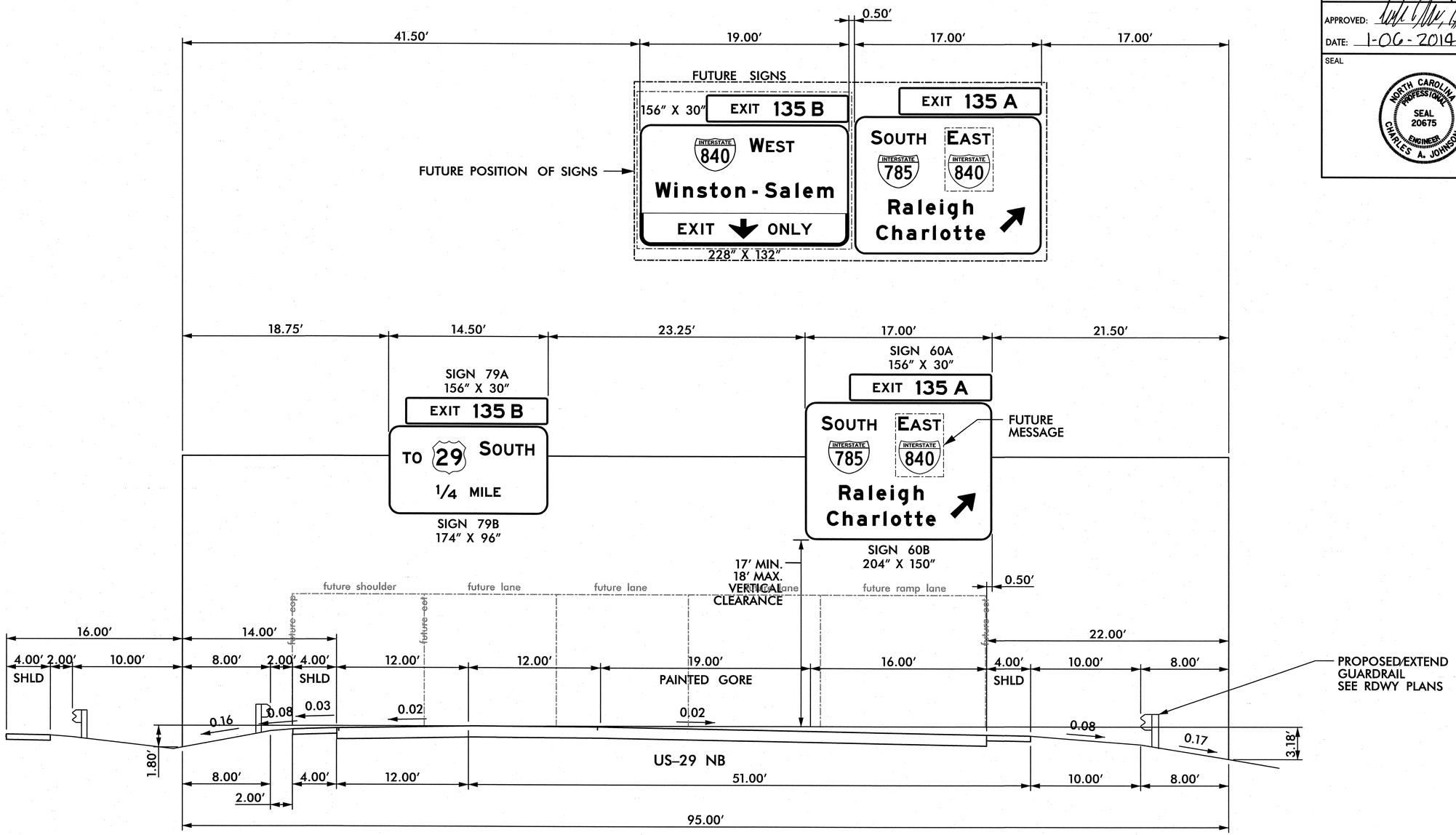

NOTES:

1. IF THE CONTRACTOR BIDS ALUMINUM SIGN STRUCTURE, EACH SHALL BE PROVIDED WITH AN APPROVED HIGHWAY TRUSS DAMPER DEVICE IN ACCORDANCE WITH AASHTO SPECIFICATIONS.
2. MOUNT SIGNS VERTICALLY CENTERED ON HORIZONTAL MEMBER OF STRUCTURE.
3. FIELD VERIFICATION SHALL BE REQUIRED FOR ALL FOOTING ELEVATIONS, PER THE LATEST NCDOT STANDARD SPECIFICATIONS FOR ROADS AND STRUCTURES. PROVIDE FIELD VERIFICATION TO THE SIGNING SECTION.
4. THE TOP OF THE FOOTING SHALL EXTEND AT LEAST 6 INCHES AND NOT MORE THAN 24 INCHES ABOVE THE HIGHEST POINT OF THE GROUND SURFACE AT THE FOOTING.
5. SIGN HANGERS AND ATTACHMENT HARDWARE SHALL BE PROVIDED AND INSTALLED ON THE ASSEMBLY TO ACCOMMODATE ALL SIGNS SHOWN IN THIS PLAN SHEET.
6. DESIGN AND CONSTRUCTION REQUIREMENTS FOR SIGN STRUCTURES SHALL ACCOMMODATE WIND VELOCITY OF 90 M.P.H.

HNTB
HNTB NORTH CAROLINA, P.C.
343 E. Six Forks Road, Suite 200
Raleigh, North Carolina 27609
NC License No: C-1554

OVERHEAD ASSEMBLY 'U'
STA. 36+50 -Y13-

TIP NO.	SHEET NO.
U-2525B	SIGN-3MM

APPROVED: _____

DATE: 1-06-2014

SEAL

NORTH CAROLINA PROFESSIONAL SEAL 20675 ENGINEER CHARLES A. JOHNSON III

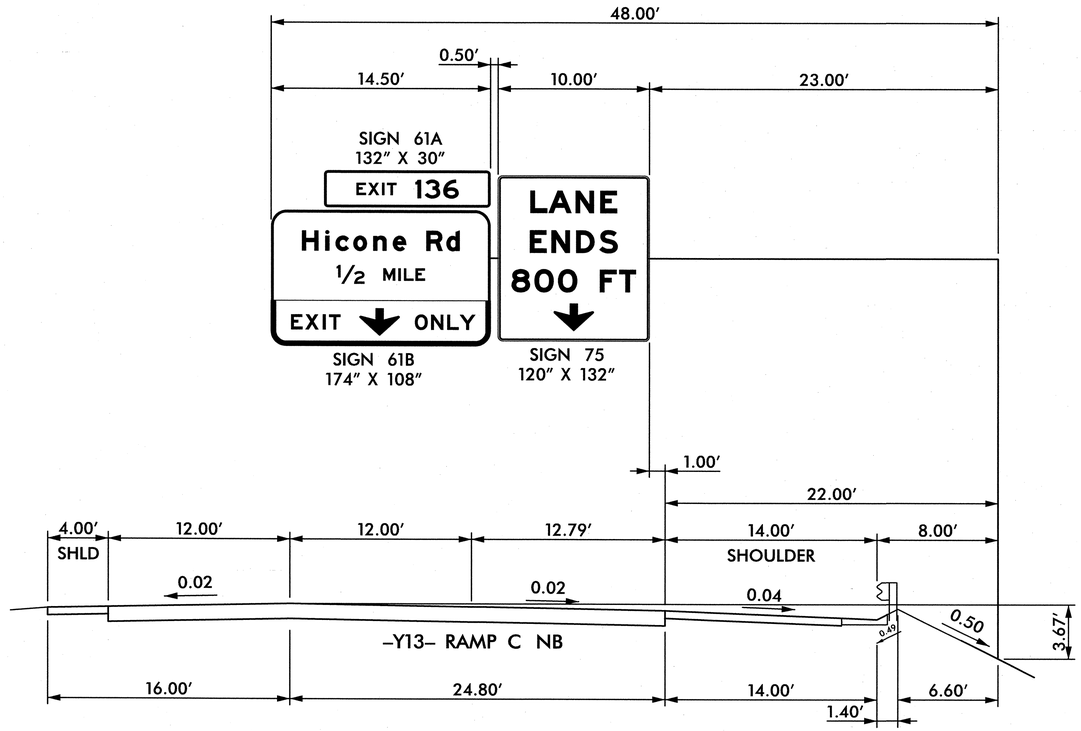

NOTES:

1. IF THE CONTRACTOR BIDS ALUMINUM SIGN STRUCTURE, EACH SHALL BE PROVIDED WITH AN APPROVED HIGHWAY TRUSS DAMPER DEVICE IN ACCORDANCE WITH AASHTO SPECIFICATIONS.
2. MOUNT SIGNS VERTICALLY CENTERED ON HORIZONTAL MEMBER OF STRUCTURE.
3. FIELD VERIFICATION SHALL BE REQUIRED FOR ALL FOOTING ELEVATIONS, PER THE LATEST NCDOT STANDARD SPECIFICATIONS FOR ROADS AND STRUCTURES. PROVIDE FIELD VERIFICATION TO THE SIGNING SECTION.
4. THE TOP OF THE FOOTING SHALL EXTEND AT LEAST 6 INCHES AND NOT MORE THAN 24 INCHES ABOVE THE HIGHEST POINT OF THE GROUND SURFACE AT THE FOOTING.
5. SIGN HANGERS AND ATTACHMENT HARDWARE SHALL BE PROVIDED AND INSTALLED ON THE ASSEMBLY TO ACCOMMODATE ALL SIGNS SHOWN IN THIS PLAN SHEET.
6. DESIGN AND CONSTRUCTION REQUIREMENTS FOR SIGN STRUCTURES SHALL ACCOMMODATE WIND VELOCITY OF 90 M.P.H.

HNTB NORTH CAROLINA, P.C.
343 E. Six Forks Road, Suite 200
Raleigh, North Carolina 27609
NC License No: C-1554

OVERHEAD ASSEMBLY 'V'
STA. 30+00 -Y13RPC-

TIP NO.	SHEET NO.
U-2525B	SIGN-3NN

APPROVED: _____

DATE: 1-06-2014

SEAL

NORTH CAROLINA PROFESSIONAL SEAL 20675 ENGINEER CHARLES A. JOHNSON III

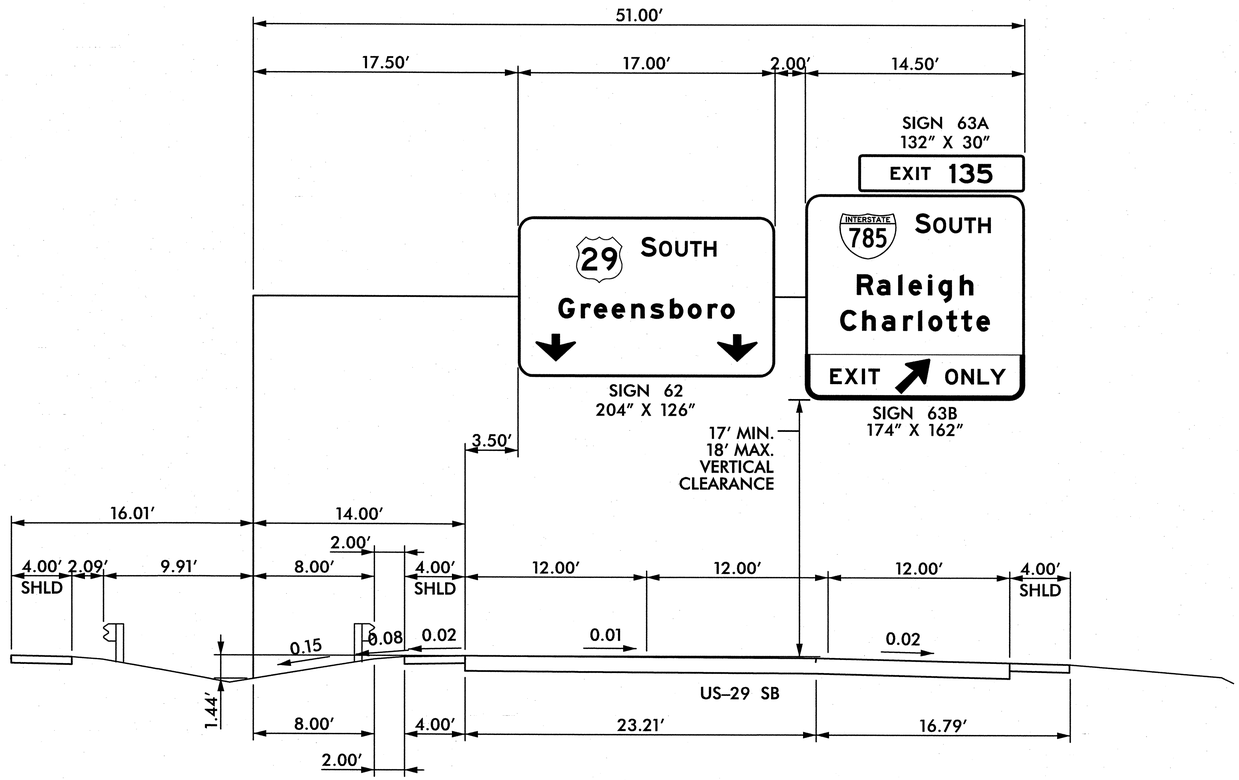

NOTES:

1. IF THE CONTRACTOR BIDS ALUMINUM SIGN STRUCTURE, EACH SHALL BE PROVIDED WITH AN APPROVED HIGHWAY TRUSS DAMPER DEVICE IN ACCORDANCE WITH AASHTO SPECIFICATIONS.
2. MOUNT SIGNS VERTICALLY CENTERED ON HORIZONTAL MEMBER OF STRUCTURE.
3. FIELD VERIFICATION SHALL BE REQUIRED FOR ALL FOOTING ELEVATIONS, PER THE LATEST NCDOT STANDARD SPECIFICATIONS FOR ROADS AND STRUCTURES. PROVIDE FIELD VERIFICATION TO THE SIGNING SECTION.
4. THE TOP OF THE FOOTING SHALL EXTEND AT LEAST 6 INCHES AND NOT MORE THAN 24 INCHES ABOVE THE HIGHEST POINT OF THE GROUND SURFACE AT THE FOOTING.
5. SIGN HANGERS AND ATTACHMENT HARDWARE SHALL BE PROVIDED AND INSTALLED ON THE ASSEMBLY TO ACCOMMODATE ALL SIGNS SHOWN IN THIS PLAN SHEET.
6. DESIGN AND CONSTRUCTION REQUIREMENTS FOR SIGN STRUCTURES SHALL ACCOMMODATE WIND VELOCITY OF 90 M.P.H.

HNTB NORTH CAROLINA, P.C.
343 E. Six Forks Road, Suite 200
Raleigh, North Carolina 27609
NC License No: C-1554

TEMPORARY
OVERHEAD ASSEMBLY 'W'
STA. 65+00 -Y13-

TIP NO.	SHEET NO.
U-2525B	SIGN-300

APPROVED: _____

DATE: 1-06-2014

SEAL

NORTH CAROLINA PROFESSIONAL SEAL 20675 ENGINEER CHARLES A. JOHNSON III

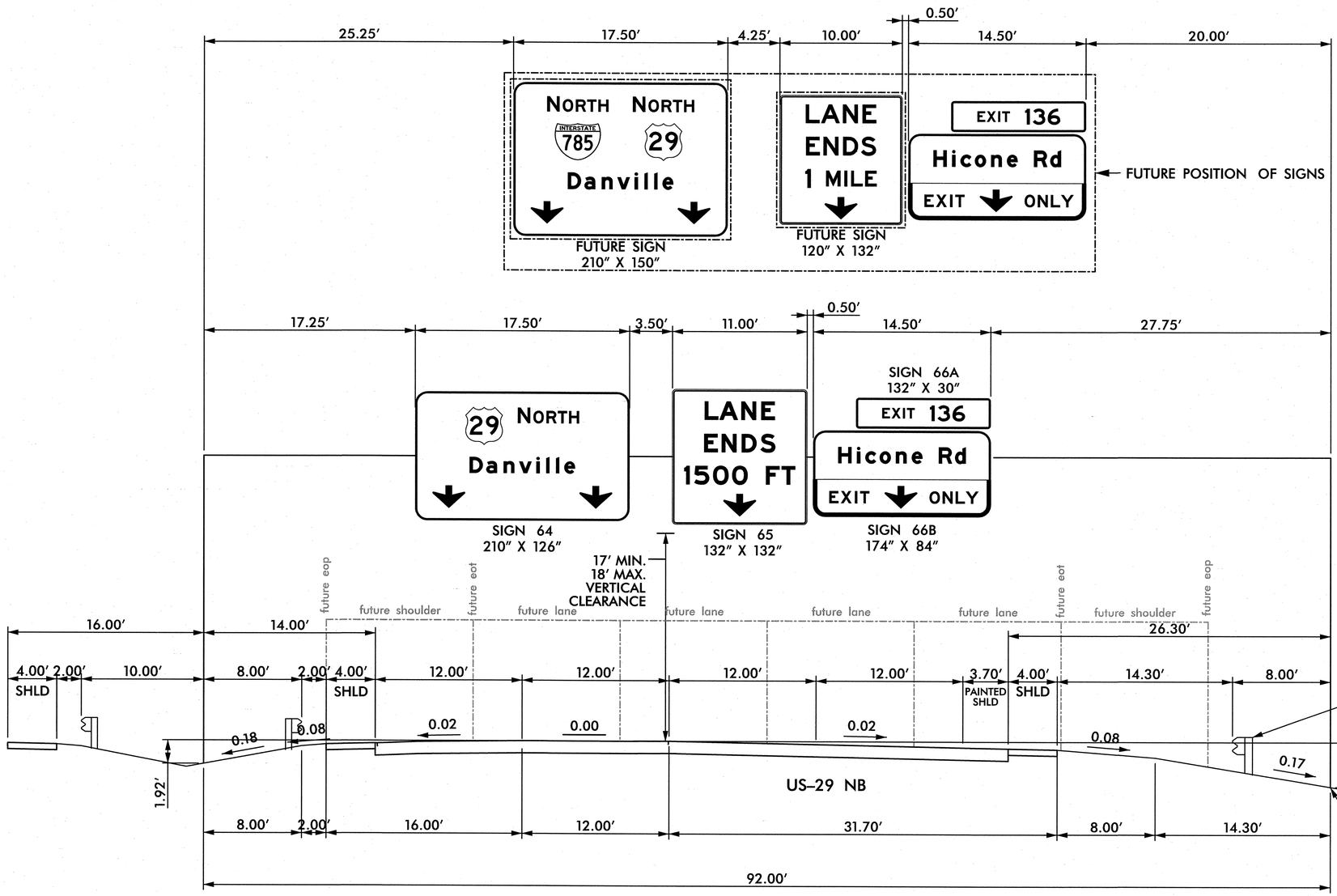

NOTES:

1. IF THE CONTRACTOR BIDS ALUMINUM SIGN STRUCTURE, EACH SHALL BE PROVIDED WITH AN APPROVED HIGHWAY TRUSS DAMPER DEVICE IN ACCORDANCE WITH AASHTO SPECIFICATIONS.
2. MOUNT SIGNS VERTICALLY CENTERED ON HORIZONTAL MEMBER OF STRUCTURE.
3. FIELD VERIFICATION SHALL BE REQUIRED FOR ALL FOOTING ELEVATIONS, PER THE LATEST NCDOT STANDARD SPECIFICATIONS FOR ROADS AND STRUCTURES. PROVIDE FIELD VERIFICATION TO THE SIGNING SECTION.
4. THE TOP OF THE FOOTING SHALL EXTEND AT LEAST 6 INCHES AND NOT MORE THAN 24 INCHES ABOVE THE HIGHEST POINT OF THE GROUND SURFACE AT THE FOOTING.
5. SIGN HANGERS AND ATTACHMENT HARDWARE SHALL BE PROVIDED AND INSTALLED ON THE ASSEMBLY TO ACCOMMODATE ALL SIGNS SHOWN IN THIS PLAN SHEET.
6. DESIGN AND CONSTRUCTION REQUIREMENTS FOR SIGN STRUCTURES SHALL ACCOMMODATE WIND VELOCITY OF 90 M.P.H.

HNTB NORTH CAROLINA, P.C.
343 E. Six Forks Road, Suite 200
Raleigh, North Carolina 27609
NC License No: C-1554

OVERHEAD ASSEMBLY 'X'
STA. 77+50 -Y13-

TIP NO.	SHEET NO.
U-2525B	SIGN-3PP

APPROVED:

DATE: 1-06-2014

SEAL

NORTH CAROLINA PROFESSIONAL SEAL 20675 ENGINEER CHARLES A. JOHNSON III

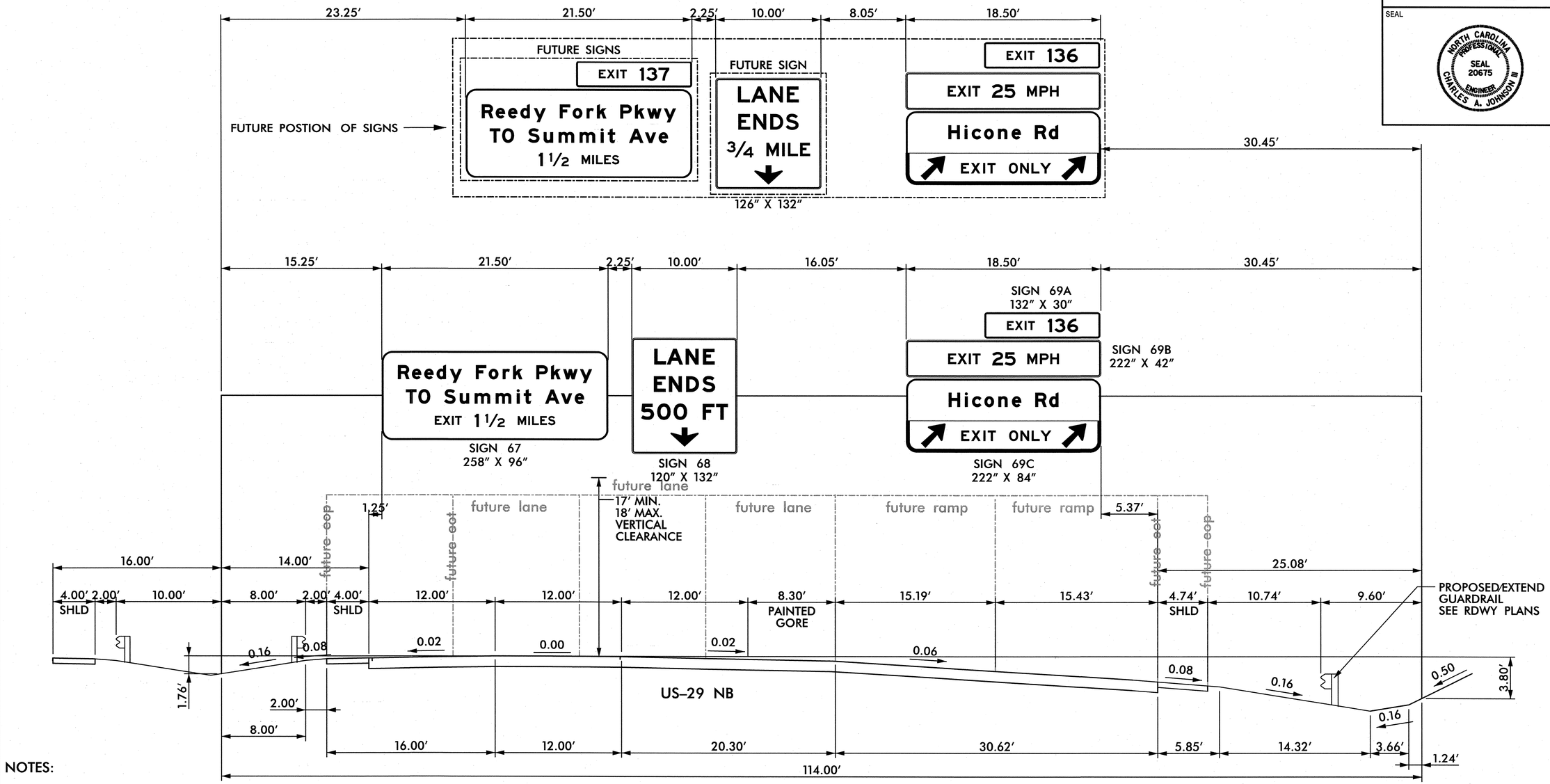

NOTES:

1. IF THE CONTRACTOR BIDS ALUMINUM SIGN STRUCTURE, EACH SHALL BE PROVIDED WITH AN APPROVED HIGHWAY TRUSS DAMPER DEVICE IN ACCORDANCE WITH AASHTO SPECIFICATIONS.
2. MOUNT SIGNS VERTICALLY CENTERED ON HORIZONTAL MEMBER OF STRUCTURE.
3. FIELD VERIFICATION SHALL BE REQUIRED FOR ALL FOOTING ELEVATIONS, PER THE LATEST NCDOT STANDARD SPECIFICATIONS FOR ROADS AND STRUCTURES. PROVIDE FIELD VERIFICATION TO THE SIGNING SECTION.
4. THE TOP OF THE FOOTING SHALL EXTEND AT LEAST 6 INCHES AND NOT MORE THAN 24 INCHES ABOVE THE HIGHEST POINT OF THE GROUND SURFACE AT THE FOOTING.
5. SIGN HANGERS AND ATTACHMENT HARDWARE SHALL BE PROVIDED AND INSTALLED ON THE ASSEMBLY TO ACCOMMODATE ALL SIGNS SHOWN IN THIS PLAN SHEET.
6. DESIGN AND CONSTRUCTION REQUIREMENTS FOR SIGN STRUCTURES SHALL ACCOMMODATE WIND VELOCITY OF 90 M.P.H.

HNTB NORTH CAROLINA, P.C.
343 E. Six Forks Road, Suite 200
Raleigh, North Carolina 27609
NC License No: C-1554

OVERHEAD ASSEMBLY 'Y'
STA. 90+75 -Y13-

TIP NO.	SHEET NO.
U-2525B	SIGN-3QQ

APPROVED: _____

DATE: 1-06-2014

SEAL

NORTH CAROLINA PROFESSIONAL SEAL 20675 ENGINEER CHARLES A. JOHNSON III

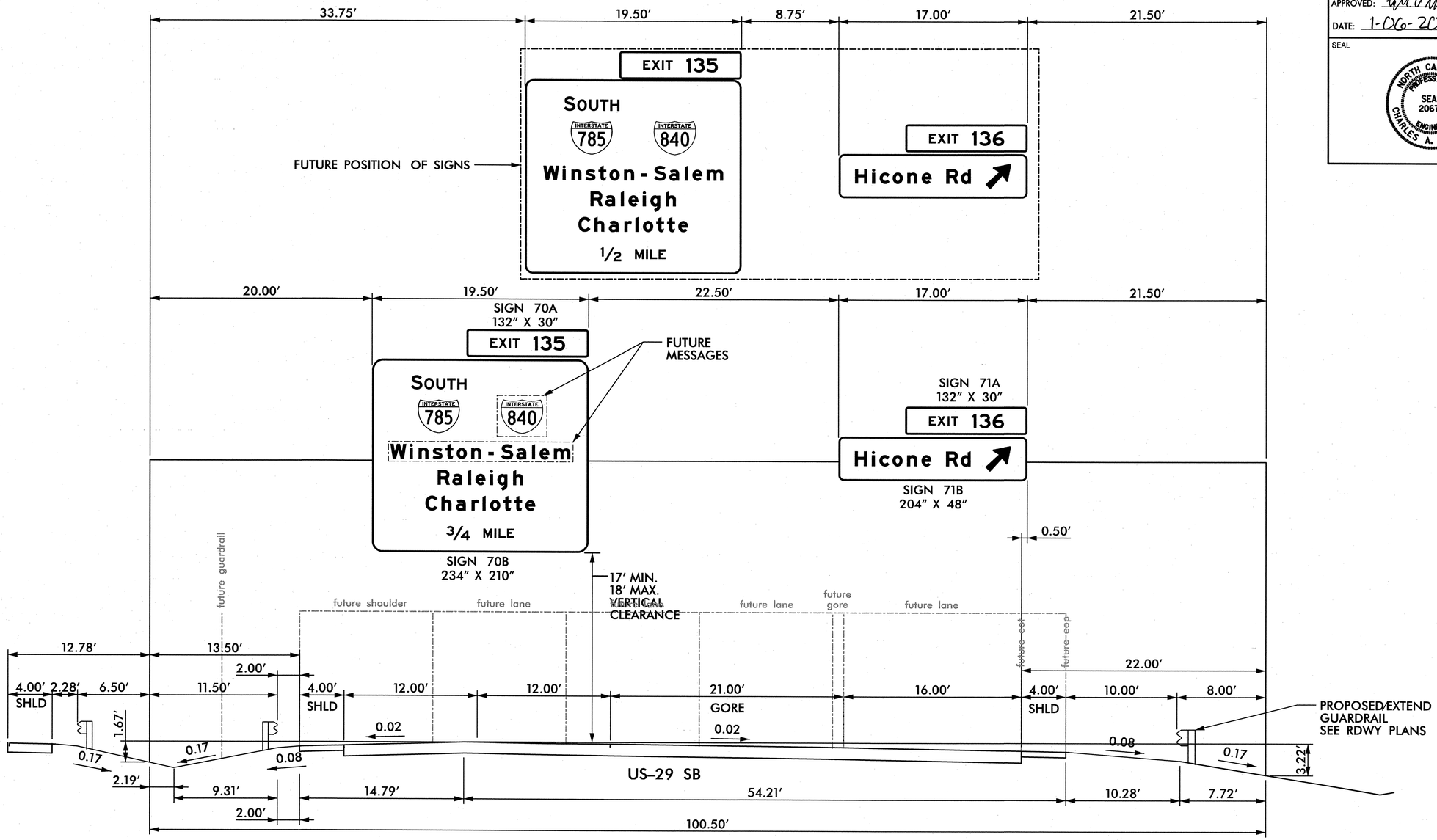

NOTES:

1. IF THE CONTRACTOR BIDS ALUMINUM SIGN STRUCTURE, EACH SHALL BE PROVIDED WITH AN APPROVED HIGHWAY TRUSS DAMPER DEVICE IN ACCORDANCE WITH AASHTO SPECIFICATIONS.
2. MOUNT SIGNS VERTICALLY CENTERED ON HORIZONTAL MEMBER OF STRUCTURE.
3. FIELD VERIFICATION SHALL BE REQUIRED FOR ALL FOOTING ELEVATIONS, PER THE LATEST NCDOT STANDARD SPECIFICATIONS FOR ROADS AND STRUCTURES. PROVIDE FIELD VERIFICATION TO THE SIGNING SECTION.
4. THE TOP OF THE FOOTING SHALL EXTEND AT LEAST 6 INCHES AND NOT MORE THAN 24 INCHES ABOVE THE HIGHEST POINT OF THE GROUND SURFACE AT THE FOOTING.
5. SIGN HANGERS AND ATTACHMENT HARDWARE SHALL BE PROVIDED AND INSTALLED ON THE ASSEMBLY TO ACCOMMODATE ALL SIGNS SHOWN IN THIS PLAN SHEET.
6. DESIGN AND CONSTRUCTION REQUIREMENTS FOR SIGN STRUCTURES SHALL ACCOMMODATE WIND VELOCITY OF 90 M.P.H.

HNTB
HNTB NORTH CAROLINA, P.C.
343 E. Six Forks Road, Suite 200
Raleigh, North Carolina 27609
NC License No: C-1554

OVERHEAD ASSEMBLY 'Z'
STA. 100+00 -Y13-

TIP NO.	SHEET NO.
U-2525B	SIGN-3RR

APPROVED: _____

DATE: 1-06-2014

SEAL

NORTH CAROLINA PROFESSIONAL ENGINEER SEAL 20675 CHARLES A. JOHNSON III

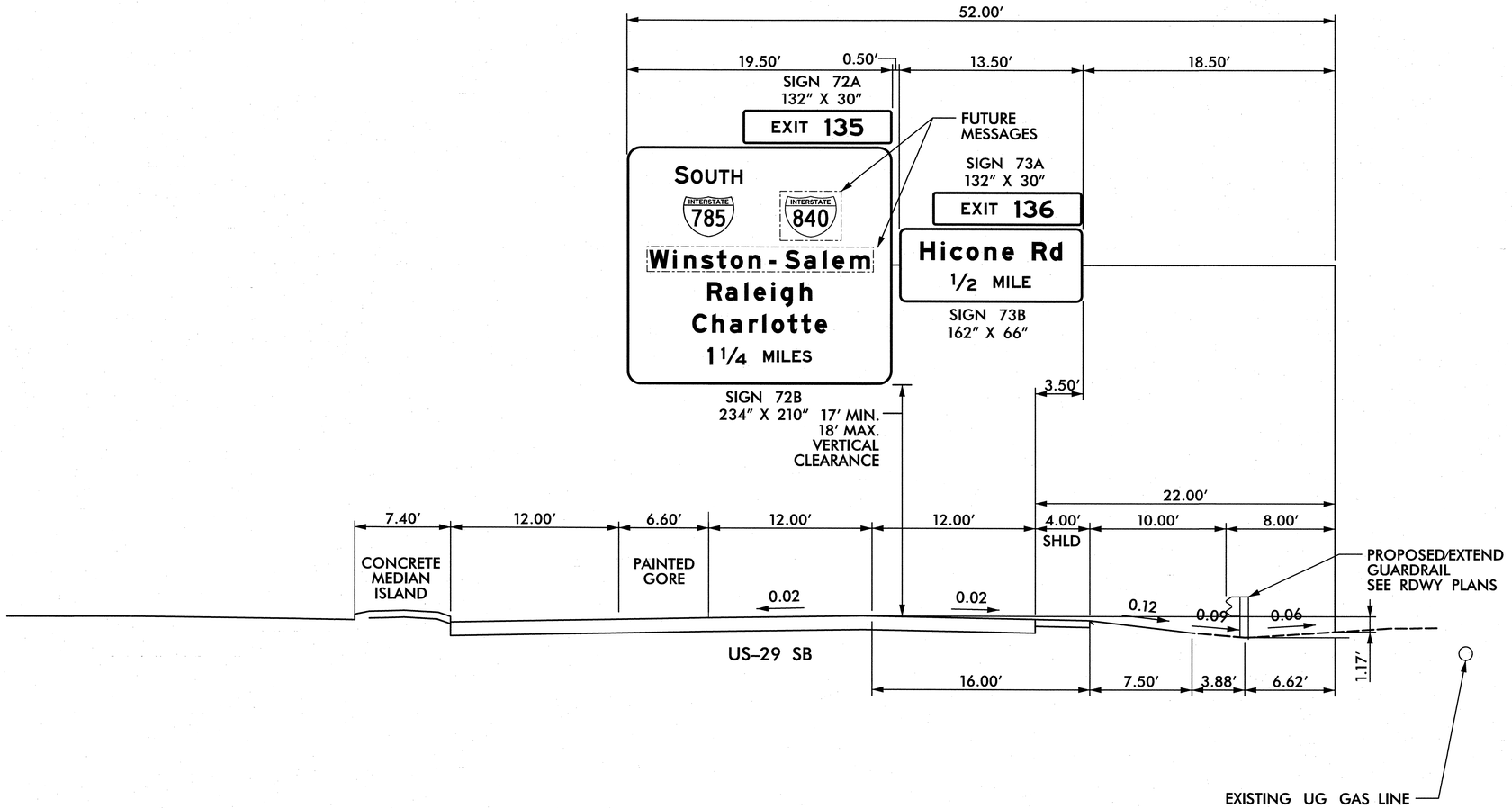

NOTES:

1. IF THE CONTRACTOR BIDS ALUMINUM SIGN STRUCTURE, EACH SHALL BE PROVIDED WITH AN APPROVED HIGHWAY TRUSS DAMPER DEVICE IN ACCORDANCE WITH AASHTO SPECIFICATIONS.
2. MOUNT SIGNS VERTICALLY CENTERED ON HORIZONTAL MEMBER OF STRUCTURE.
3. FIELD VERIFICATION SHALL BE REQUIRED FOR ALL FOOTING ELEVATIONS, PER THE LATEST NCDOT STANDARD SPECIFICATIONS FOR ROADS AND STRUCTURES. PROVIDE FIELD VERIFICATION TO THE SIGNING SECTION.
4. THE TOP OF THE FOOTING SHALL EXTEND AT LEAST 6 INCHES AND NOT MORE THAN 24 INCHES ABOVE THE HIGHEST POINT OF THE GROUND SURFACE AT THE FOOTING.
5. SIGN HANGERS AND ATTACHMENT HARDWARE SHALL BE PROVIDED AND INSTALLED ON THE ASSEMBLY TO ACCOMMODATE ALL SIGNS SHOWN IN THIS PLAN SHEET.
6. DESIGN AND CONSTRUCTION REQUIREMENTS FOR SIGN STRUCTURES SHALL ACCOMMODATE WIND VELOCITY OF 90 M.P.H.

HNTB
HNTB NORTH CAROLINA, P.C.
343 E. Six Forks Road, Suite 200
Raleigh, North Carolina 27609
NC License No: C-1554

OVERHEAD ASSEMBLY 'AB'
STA. 127+50 -Y13-

TIP NO.	SHEET NO.
U-2525B	SIGN-3SS

APPROVED: Charles A. Johnson III

DATE: 1-06-2014

SEAL

NORTH CAROLINA PROFESSIONAL SEAL 20675 ENGINEER CHARLES A. JOHNSON III

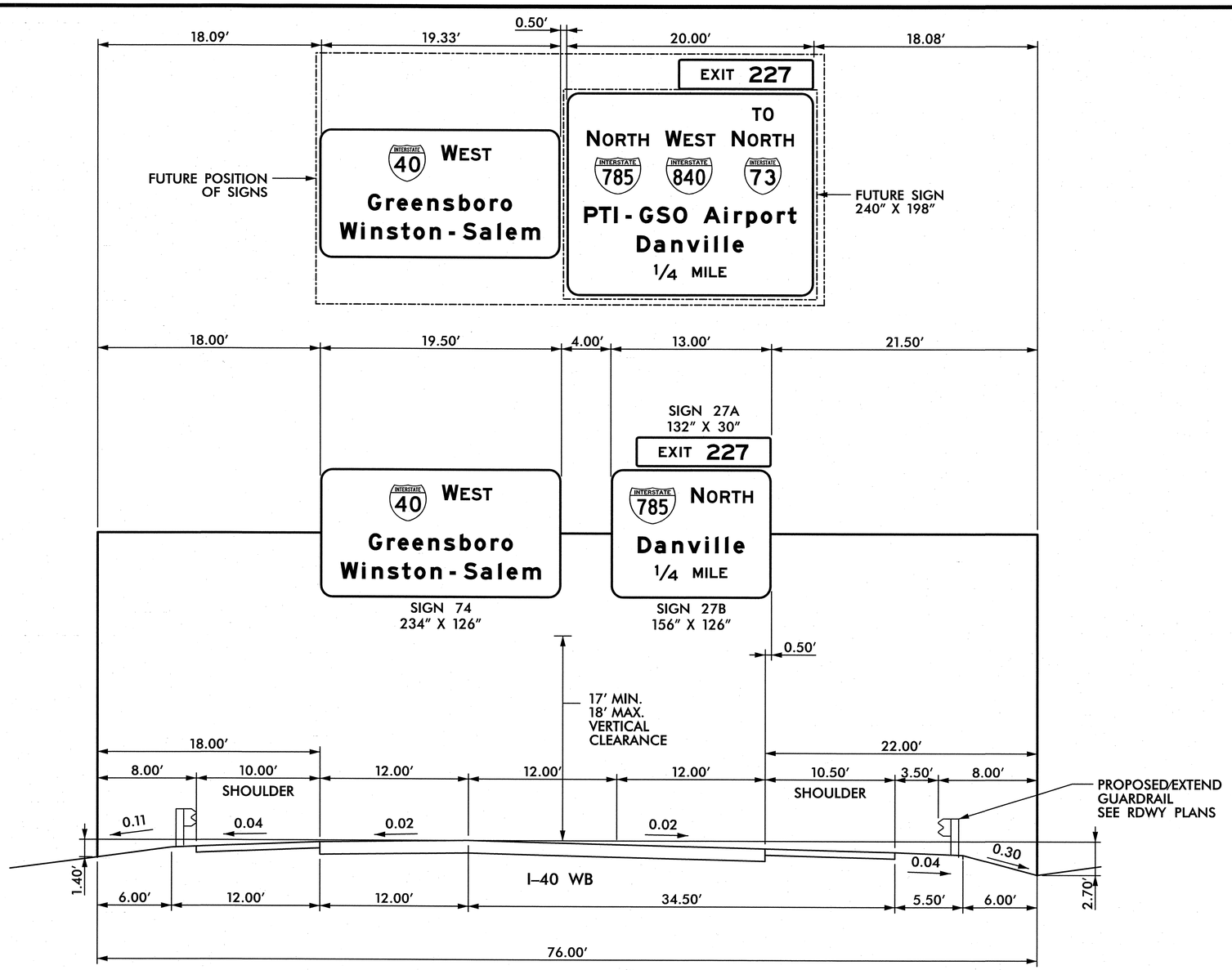

NOTES:

1. IF THE CONTRACTOR BIDS ALUMINUM SIGN STRUCTURE, EACH SHALL BE PROVIDED WITH AN APPROVED HIGHWAY TRUSS DAMPER DEVICE IN ACCORDANCE WITH AASHTO SPECIFICATIONS.
2. MOUNT SIGNS VERTICALLY CENTERED ON HORIZONTAL MEMBER OF STRUCTURE.
3. FIELD VERIFICATION SHALL BE REQUIRED FOR ALL FOOTING ELEVATIONS, PER THE LATEST NCDOT STANDARD SPECIFICATIONS FOR ROADS AND STRUCTURES. PROVIDE FIELD VERIFICATION TO THE SIGNING SECTION.
4. THE TOP OF THE FOOTING SHALL EXTEND AT LEAST 6 INCHES AND NOT MORE THAN 24 INCHES ABOVE THE HIGHEST POINT OF THE GROUND SURFACE AT THE FOOTING.
5. SIGN HANGERS AND ATTACHMENT HARDWARE SHALL BE PROVIDED AND INSTALLED ON THE ASSEMBLY TO ACCOMMODATE ALL SIGNS SHOWN IN THIS PLAN SHEET.
6. DESIGN AND CONSTRUCTION REQUIREMENTS FOR SIGN STRUCTURES SHALL ACCOMMODATE WIND VELOCITY OF 90 M.P.H.

HNTB NORTH CAROLINA, P.C.
343 E. Six Forks Road, Suite 200
Raleigh, North Carolina 27609
NC License No: C-1554

OVERHEAD SIGN ASSEMBLY 'AC' I-40 50′ WEST OF EXISTING STRUCTURE

TIP NO.	SHEET NO.
U-2525B	SIGN-3TT

APPROVED: _____

DATE: 1-06-2014

SEAL

NORTH CAROLINA PROFESSIONAL SEAL 20675 ENGINEER CHARLES A. JOHNSON III

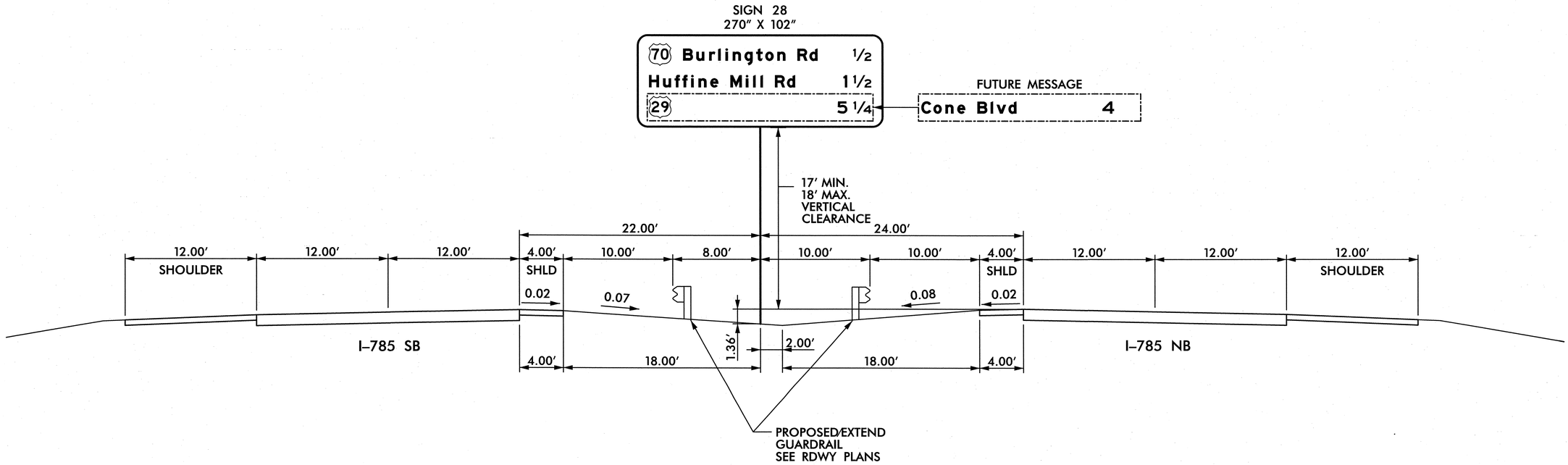

NOTES:

1. IF THE CONTRACTOR BIDS ALUMINUM SIGN STRUCTURE, EACH SHALL BE PROVIDED WITH AN APPROVED HIGHWAY TRUSS DAMPER DEVICE IN ACCORDANCE WITH AASHTO SPECIFICATIONS.
2. MOUNT SIGNS VERTICALLY CENTERED ON HORIZONTAL MEMBER OF STRUCTURE.
3. FIELD VERIFICATION SHALL BE REQUIRED FOR ALL FOOTING ELEVATIONS, PER THE LATEST NCDOT STANDARD SPECIFICATIONS FOR ROADS AND STRUCTURES. PROVIDE FIELD VERIFICATION TO THE SIGNING SECTION.
4. THE TOP OF THE FOOTING SHALL EXTEND AT LEAST 6 INCHES AND NOT MORE THAN 24 INCHES ABOVE THE HIGHEST POINT OF THE GROUND SURFACE AT THE FOOTING.
5. SIGN HANGERS AND ATTACHMENT HARDWARE SHALL BE PROVIDED AND INSTALLED ON THE ASSEMBLY TO ACCOMMODATE ALL SIGNS SHOWN IN THIS PLAN SHEET.
6. DESIGN AND CONSTRUCTION REQUIREMENTS FOR SIGN STRUCTURES SHALL ACCOMMODATE WIND VELOCITY OF 90 M.P.H.

HNTB
HNTB NORTH CAROLINA, P.C.
343 E. Six Forks Road, Suite 200
Raleigh, North Carolina 27609
NC License No: C-1554

OVERHEAD SIGN ASSEMBLY 'AD' 500' SOUTH OF EXISTING OVERHEAD ASSEMBLY 'PP'

TIP NO.	SHEET NO.
U-2525B	SIGN-4

APPROVED: _____

DATE: 1-06-2014

SEAL

NORTH CAROLINA PROFESSIONAL SEAL 20675 ENGINEER CHARLES A. JOHNSON III

SIGN NUMBER: 1B
TYPE: A (OVHD)
QUANTITY: 1
SIGN WIDTH: 24'-0"
HEIGHT: 20'-6"
TOTAL AREA: 492.0 Sq.Ft.
BORDER TYPE: FLUSH
RECESS: 0"
WIDTH: 3"
RADII: 12"
NO. Z BARS: 6
LENGTH: 280.0

BACKG COLOR: Green
COPY COLOR: White

SYMBOL	X	Y	WID	HT
M1_1	30.4	123.2	60	48
M1_1	210.6	123.2	48	48

MAT'L: 0.125" ALUMINUM

NOTES:

1. Legend and border shall be direct applied Grade A reflective sheeting.
2. Shields shall be Grade A reflective sheeting on 0.032" aluminum and demountable.
3. Background shall be Grade C reflective sheeting.

DESIGN BY: TRT CHECKED BY: ADK/CAJ
PROJECT ID: U-2525B DIV: 07 DATE: October 2013

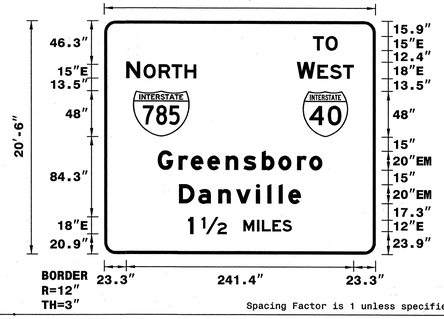

Spacing Factor is 1 unless specified otherwise

LETTER POSITIONS

Letter spacings are to start of next letter

																																					Series/Size Text Length
		T	O																																				E 2000
	221.7	13.3	12.6	40.4																																			26
		N		O	R	T	H																																E 2000
	23.3	14.6	3.8	16	13.8	13.8	12.2	190.5																															74.2
		W		E	S	T																																	E 2000
	204.6	19.1	2.7	13.4	13.8	11.3	23.3																																60.2
		G	r	e	e	n	s	b	o	r	o																												EM 2000
	56.7	22.2	13	17.6	19.4	19	19.4	17.6	19.8	13	13.6	56.7																											174.6
		D	a	n	v	i	l	l	e																														EM 2000
	79.4	20.4	21.2	19	21.2	12	12	10.2	13.2	79.4																													129.2
		1		1/2		M	I	L	E	S																													E 2000
	89.1	5.4	9	26.4	18	14.4	5.3	11	10.7	9.7	89.1																													109.9

SIGN NUMBER: 2B
TYPE: A (OVHD)
QUANTITY: 1
SIGN WIDTH: 22'-6"
HEIGHT: 4'-0"
TOTAL AREA: 90.0 Sq.Ft.
BORDER TYPE: FLUSH
RECESS: 0"
WIDTH: 2"
RADII: 6"
NO. Z BARS: 2
LENGTH: 262.0

BACKG COLOR: Green
COPY COLOR: White

SYMBOL	X	Y	WID	HT
Type "A" Arrow	226.1	10.2	22.2	35

MAT'L: 0.125" ALUMINUM

NOTES:

1. Legend and border shall be direct applied Grade A reflective sheeting.
2. Background shall be Grade C reflective sheeting.
3. Center arrow vertically on sign.

DESIGN BY: TRT CHECKED BY: ADK/CAJ
PROJECT ID: U-2525B DIV: 07 DATE: October 2013

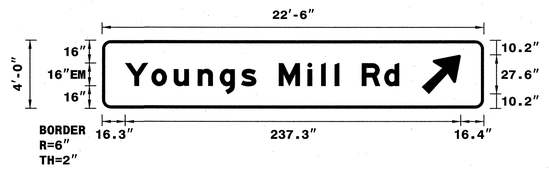

Spacing Factor is 1 unless specified otherwise

LETTER POSITIONS

Letter spacings are to start of next letter

																																						Series/Size Text Length
		Y	o	u	n	g	s		M	i	l	l		R	d																								EM 2000
	16.3	18.6	15.8	17	15.5	15.2	10.6	16	20.3	9.6	9.6	3.2	16	15.8	10.6	59.9																								193.8

SIGN NUMBER: 3B
TYPE: A (OVHD)
QUANTITY: 1
SIGN WIDTH: 23'-6"
HEIGHT: 5'-6"
TOTAL AREA: 129.3 Sq.Ft.
BORDER TYPE: FLUSH
RECESS: 0"
WIDTH: 2"
RADII: 9"
NO. Z BARS: 2
LENGTH: 274.0

BACKG COLOR: Green
COPY COLOR: White

SYMBOL	X	Y	WID	HT

MAT'L: 0.125" ALUMINUM

NOTES:

1. Legend and border shall be direct applied Grade A reflective sheeting.
2. Background shall be Grade C reflective sheeting.

DESIGN BY: TRT CHECKED BY: ADK/CAJ
PROJECT ID: U-2525B DIV: 07 DATE: October 2013

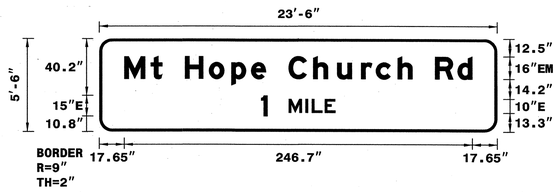

Spacing Factor is 1 unless specified otherwise

LETTER POSITIONS

Letter spacings are to start of next letter

																																						Series/Size Text Length
		M	t		H	o	p	e		C	h	u	r	c	h		R	d																						EM 2000
	17.6	18.7	8.3	16	17	15.8	14.1	10.6	16	17.4	17	17	10.4	15.5	10.6	16	15.8	10.6	17.6																					246.7
		1		M	I	L	E																																	E 2000
	114.7	4.5	15	12	4.4	9.2	7.5	114.7																																52.6

SIGN NUMBER: 4B
TYPE: A (OVHD)
QUANTITY: 1
SIGN WIDTH: 24'-0"
HEIGHT: 20'-0"
TOTAL AREA: 480.0 Sq.Ft.
BORDER TYPE: FLUSH
RECESS: 0"
WIDTH: 3"
RADII: 12"
NO. Z BARS: 6
LENGTH: 280.0

BACKG COLOR: Green
COPY COLOR: White

SYMBOL	X	Y	WID	HT
M1_1	30.4	119	60	48
M1_1	210.6	119	48	48
Type "C" Arrow	128	12	32	22

MAT'L: 0.125" ALUMINUM

NOTES:

1. Legend and border shall be direct applied Grade A reflective sheeting.
2. Shields shall be Grade A reflective sheeting on 0.032" aluminum and demountable.
3. Background shall be Grade C reflective sheeting.

DESIGN BY: TRT CHECKED BY: ADK/CAJ
PROJECT ID: U-2525B DIV: 07 DATE: October 2013

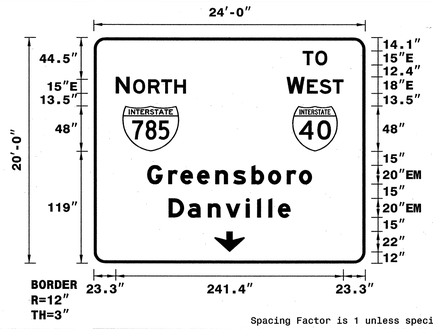

Spacing Factor is 1 unless specified otherwise

LETTER POSITIONS

Letter spacings are to start of next letter

																																						Series/Size Text Length
		T	O																																				E 2000
	221.7	13.3	12.6	40.4																																			26
		N		O	R	T	H																																E 2000
	23.3	14.6	3.8	16.1	13.8	13.8	12.2	190.5																															74.2
		W		E	S	T																																	E 2000
	204.6	19.1	2.7	13.4	13.8	11.3	23.3																																60.2
		G	r	e	e	n	s	b	o	r	o																												EM 2000
	56.7	22.2	13	17.6	19.4	19	19.4	17.6	19.8	13	13.6	56.7																											174.6
		D	a	n	v	i	l	l	e																														EM 2000
	79.4	20.4	21.2	19	21.2	12	12	10.2	13.2	79.4																													129.2

HNTB NORTH CAROLINA, P.C.
343 E. Six Forks Road, Suite 200
Raleigh, North Carolina 27609
NC License No: C-1554

SIGN DESIGNS

TIP NO.	SHEET NO.
U-2525B	SIGN-4A

APPROVED: _____

DATE: 1-06-2014

SEAL

NORTH CAROLINA PROFESSIONAL SEAL 20675 ENGINEER CHARLES A. JOHNSON III

SIGN NUMBER: 5
TYPE: A (OVHD)
QUANTITY: 1
SIGN WIDTH: 30'-0"
HEIGHT: 18'-6"
TOTAL AREA: 555.0 Sq.Ft.
BORDER TYPE: FLUSH
RECESS: 0"
WIDTH: 3"
RADII: 12"
NO. Z BARS: 6
LENGTH: 352.0

BACKG COLOR: Green
COPY COLOR: White

SYMBOL	X	Y	WID	HT
M1_1	94.9	122.9	48	48
M1_1	208.7	122.9	48	48
Type "C" Arrow	20	12	32	22
Type "C" Arrow	164	12	32	22
Type "C" Arrow	308	12	32	22

MAT'L: 0.125" ALUMINUM

NOTES:
1. Legend and border shall be direct applied Grade A reflective sheeting.
2. Shields shall be Grade A reflective sheeting on 0.032" aluminum and demountable.
3. Background shall be Grade C reflective sheeting.

DESIGN BY: TRT CHECKED BY: ADK/CAJ
PROJECT ID: U-2525B DIV: 07 DATE: October 2013

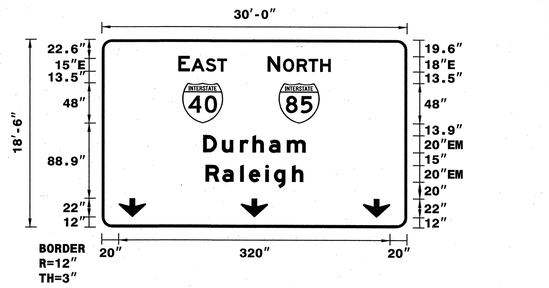

Spacing Factor is 1 unless specified otherwise

LETTER POSITIONS

Letter spacings are to start of next letter

| | | |

TIP NO.	SHEET NO.
U-2525B	SIGN-4B

APPROVED:

DATE: 1-06-2014

SEAL

NORTH CAROLINA PROFESSIONAL SEAL 20675 ENGINEER CHARLES A. JOHNSON III

SIGN NUMBER: 9,13,68
TYPE: A (OVHD)
QUANTITY: 3
SIGN WIDTH: 10'-0"
HEIGHT: 11'-0"
TOTAL AREA: 110.0 Sq.Ft.
BORDER TYPE: FLUSH
RECESS: 0.75"
WIDTH: 1.25"
RADII: 3"
NO. Z BARS: 3
LENGTH: 112.0

BACKG COLOR: Yellow
COPY COLOR: Black

SYMBOL	X	Y	WID	HT
Type "C" Arrow	44	8	32	22

MAT'L: 0.125" ALUMINUM

NOTES:

1. Legend and border shall be direct applied non-reflective sheeting.
2. Background shall be Grade C reflective sheeting.

DESIGN BY: TRT CHECKED BY: ADK/CAJ
PROJECT ID: U-2525B DIV: 07 DATE: October 2013

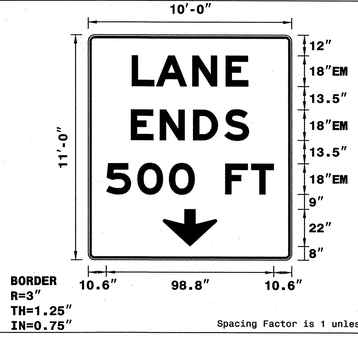

Spacing Factor is 1 unless specified otherwise

LETTER POSITIONS

Letter spacings are to start of next letter

																														Series/Size Text Length
		L	A	N	E																									EM 2000
	25.6	14.4	21.4	19.6	13.3	25.6																								68.8
		E	N	D	S																									EM 2000
	25.2	17.1	19.6	18.4	14.6	25.2																								69.7
		5	0	0		F	T																							EM 2000
	10.6	18.4	18.7	15.1	18	15.3	13.3	10.6																						98.8

SIGN NUMBER: 10B,16B
TYPE: A (OVHD)
QUANTITY: 2
SIGN WIDTH: 23'-6"
HEIGHT: 5'-6"
TOTAL AREA: 129.3 Sq.Ft.
BORDER TYPE: FLUSH
RECESS: 0"
WIDTH: 2"
RADII: 9"
NO. Z BARS: 2
LENGTH: 274.0

BACKG COLOR: Green
COPY COLOR: White

SYMBOL	X	Y	WID	HT

MAT'L: 0.125" ALUMINUM

NOTES:

1. Legend and border shall be direct applied Grade A reflective sheeting.
2. Background shall be Grade C reflective sheeting.

DESIGN BY: TRT CHECKED BY: ADK/CAJ
PROJECT ID: U-2525B DIV: 07 DATE: October 2013

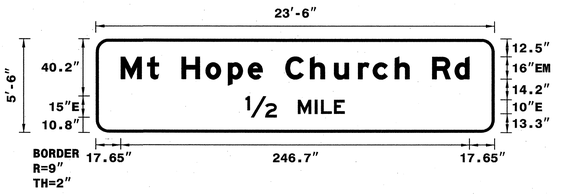

Spacing Factor is 1 unless specified otherwise

LETTER POSITIONS

Letter spacings are to start of next letter

																														Series/Size Text Length
		M	t		H	o	p	e		C	h	u	r	c	h		R	d												EM 2000
	17.6	18.7	8.3	16	17	15.8	14.1	10.6	16	17.4	17	17	10.4	15.5	10.6	16	15.8	10.6	17.6											246.7
		1/2		M	I	L	E																								E 2000
	106	22	15	12	4.4	9.2	7.5	106																							70.1

SIGN NUMBER: 11B
TYPE: A (OVHD)
QUANTITY: 1
SIGN WIDTH: 18'-0"
HEIGHT: 13'-0"
TOTAL AREA: 234.0 Sq.Ft.
BORDER TYPE: FLUSH
RECESS: 0"
WIDTH: 3"
RADII: 12"
NO. Z BARS: 4
LENGTH: 208.0

BACKG COLOR: Green
COPY COLOR: White

SYMBOL	X	Y	WID	HT
M1_1	44.9	86.9	48	48

MAT'L: 0.125" ALUMINUM

NOTES:

1. Legend and border shall be direct applied Grade A reflective sheeting.
2. Shields shall be Grade A reflective sheeting on 0.032" aluminum and demountable.
3. Background shall be Grade C reflective sheeting.

DESIGN BY: TRT CHECKED BY: ADK/CAJ
PROJECT ID: U-2525B DIV: 07 DATE: October 2013

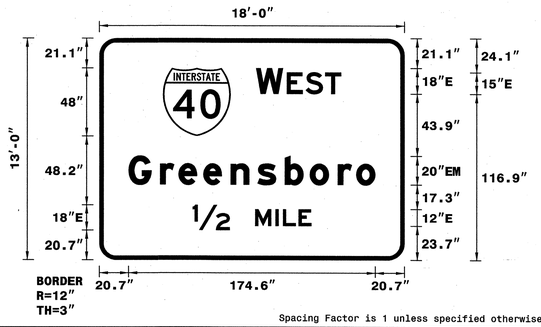

Spacing Factor is 1 unless specified otherwise

LETTER POSITIONS

Letter spacings are to start of next letter

																														Series/Size Text Length
		W		E	S	T																								E 2000
	110.9	19.1	2.7	13.4	13.8	11.3	44.9																							60.2
		G	r	e	e	n	s	b	o	r	o																			EM 2000
	20.7	22.2	13	17.6	19.4	19	19.4	17.6	19.8	13	13.6	20.7																		174.6
		1/2		M	I	L	E																							E 2000
	66	26.4	18	14.4	5.3	11	9	66																						84.1

SIGN NUMBER: 12
TYPE: A (OVHD)
QUANTITY: 1
SIGN WIDTH: 18'-6"
HEIGHT: 15'-6"
TOTAL AREA: 286.8 Sq.Ft.
BORDER TYPE: FLUSH
RECESS: 0"
WIDTH: 3"
RADII: 12"
NO. Z BARS: 6
LENGTH: 214.0

BACKG COLOR: Green
COPY COLOR: White

SYMBOL	X	Y	WID	HT
M1_1	42.3	87	60	48
Type "C" Arrow	23	15	32	22
Type "C" Arrow	167	15	32	22

MAT'L: 0.125" ALUMINUM

NOTES:

1. Legend and border shall be direct applied Grade A reflective sheeting.
2. Shields shall be Grade A reflective sheeting on 0.032" aluminum and demountable.
3. Background shall be Grade C reflective sheeting.

DESIGN BY: TRT CHECKED BY: ADK/CAJ
PROJECT ID: U-2525B DIV: 07 DATE: October 2013

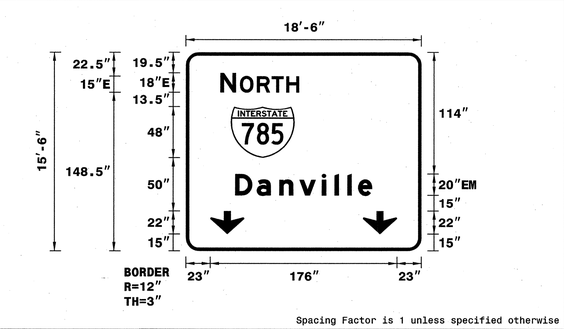

Spacing Factor is 1 unless specified otherwise

LETTER POSITIONS

Letter spacings are to start of next letter

																														Series/Size Text Length
		N		O	R	T	H																							E 2000
	32.5	14.6	3.8	16.1	13.8	13.8	12.2	115.3																						74.2
		D	a	n	v	i	l	l	e																					EM 2000
	46.4	20.4	21.2	19	21.2	12	12	10.2	13.2	46.4																				129.2

HNTB NORTH CAROLINA, P.C.
343 E. Six Forks Road, Suite 200
Raleigh, North Carolina 27609
NC License No: C-1554

SIGN DESIGNS

TIP NO.	SHEET NO.
U-2525B	SIGN-4C

APPROVED: _____

DATE: 1-06-2014

SEAL

NORTH CAROLINA PROFESSIONAL SEAL 20675 ENGINEER CHARLES A. JOHNSON III

SIGN NUMBER: 14B
TYPE: A (OVHD)
QUANTITY: 1
SIGN WIDTH: 22′-6″
HEIGHT: 10′-6″
TOTAL AREA: 236.3 Sq.Ft.
BORDER TYPE: FLUSH
RECESS: 0″
WIDTH: 3″
RADII: 12″
NO. Z BARS: 3
LENGTH: 262.0

BACKG COLOR: Green
COPY COLOR: White

SYMBOL	X	Y	WID	HT
M1_1	48.1	60	48	48
Type "A" Arrow	218.5	21.2	22.2	35

MAT'L: 0.125″ ALUMINUM

NOTES:

1. Legend and border shall be direct applied Grade A reflective sheeting.
2. Shields shall be Grade A reflective sheeting on 0.032″ aluminum and demountable.
3. Background shall be Grade C reflective sheeting.

DESIGN BY: TRT CHECKED BY: ADK/CAJ
PROJECT ID: U-2525B DIV: 07 DATE: October 2013

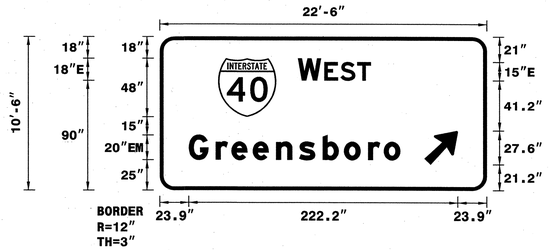

Spacing Factor is 1 unless specified otherwise

LETTER POSITIONS

Letter spacings are to start of next letter

																																Series/Size Text Length
		W		E	S	T																										E 2000
	114.1	19.1	2.7	13.4	13.8	11.3	95.7																									60.2
		G	r	e	e	n	s	b	o	r	o																					EM 2000
	23.9	22.2	13	17.6	19.4	19	19.4	17.6	19.8	13	13.6	71.5																				174.6

SIGN NUMBER: 15B,21B
TYPE: A (OVHD)
QUANTITY: 2
SIGN WIDTH: 17′-0″
HEIGHT: 6′-0″
TOTAL AREA: 102.0 Sq.Ft.
BORDER TYPE: FLUSH
RECESS: 0″
WIDTH: 2″
RADII: 9″
NO. Z BARS: 2
LENGTH: 196.0

BACKG COLOR: Green
COPY COLOR: White

SYMBOL	X	Y	WID	HT

MAT'L: 0.125″ ALUMINUM

NOTES:

1. Legend and border shall be direct applied Grade A reflective sheeting.
2. Background shall be Grade C reflective sheeting.

DESIGN BY: TRT CHECKED BY: ADK/CAJ
PROJECT ID: U-2525B DIV: 07 DATE: October 2013

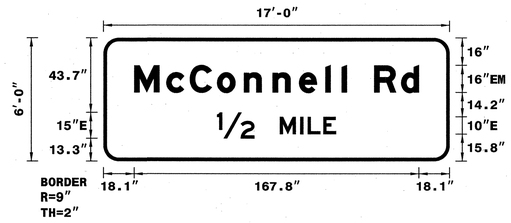

Spacing Factor is 1 unless specified otherwise

LETTER POSITIONS

Letter spacings are to start of next letter

																																Series/Size Text Length
		M	c	C	o	n	n	e	l	l		R	d																			EM 2000
	18.1	18.9	13.9	16	15.8	17	15.5	15.5	9.6	3.2	16	15.8	10.6	18.1																		167.8
		1/2		M	I	L	E																									E 2000
	67	22	15	12	4.4	9.2	7.5	66.9																								70.1

SIGN NUMBER: 17B
TYPE: A (OVHD)
QUANTITY: 1
SIGN WIDTH: 24′-0″
HEIGHT: 16′-0″
TOTAL AREA: 384.0 Sq.Ft.
BORDER TYPE: FLUSH
RECESS: 0″
WIDTH: 3″
RADII: 12″
NO. Z BARS: 6
LENGTH: 280.0

BACKG COLOR: Green
COPY COLOR: White

SYMBOL	X	Y	WID	HT
M1_1	36.5	93	48	48
M1_1	117.5	93	60	48
Type "A" Arrow	214.3	36.7	22.2	35

MAT'L: 0.125″ ALUMINUM

NOTES:

1. Legend and border shall be direct applied Grade A reflective sheeting.
2. Shields shall be Grade A reflective sheeting on 0.032″ aluminum and demountable.
3. Background shall be Grade C reflective sheeting.

DESIGN BY: TRT CHECKED BY: ADK/CAJ
PROJECT ID: U-2525B DIV: 07 DATE: October 2013

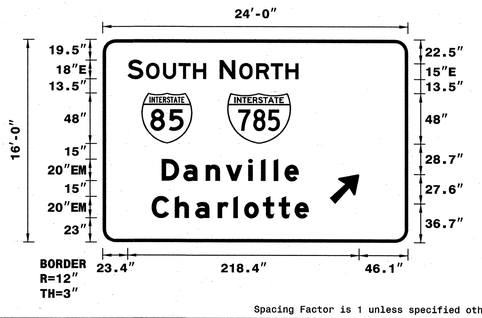

Spacing Factor is 1 unless specified otherwise

LETTER POSITIONS

Letter spacings are to start of next letter

																																Series/Size Text Length
		S		O	U	T	H																									E 2000
	23.4	14.6	2.8	16	14.7	13.8	12.2	190.5																								74
		N		O	R	T	H																									E 2000
	110.4	14.6	3.8	16	13.8	13.8	12.2	103.4																								74.2
		D	a	n	v	i	l	l	e																							EM 2000
	55.6	20.4	21.2	19	21.2	12	12	10.2	13.2	103.2																						129.2
		C	h	a	r	l	o	t	t	e																						EM 2000
	46.1	21.8	19.4	21.2	14.8	10.2	17.8	14.8	15	13.2	93.7																					148.2

SIGN NUMBER: 18
TYPE: A (OVHD)
QUANTITY: 1
SIGN WIDTH: 14′-0″
HEIGHT: 13′-0″
TOTAL AREA: 182.0 Sq.Ft.
BORDER TYPE: FLUSH
RECESS: 0″
WIDTH: 2″
RADII: 12″
NO. Z BARS: 4
LENGTH: 160.0

BACKG COLOR: Green
COPY COLOR: White

SYMBOL	X	Y	WID	HT
M1_1	28.6	102	36	36
Type "C" Arrow	68	12	32	22

MAT'L: 0.125″ ALUMINUM

NOTES:

1. Legend and border shall be direct applied Grade A reflective sheeting.
2. Shields shall be Grade A reflective sheeting on 0.032″ aluminum and demountable.
3. Background shall be Grade C reflective sheeting.

DESIGN BY: TRT CHECKED BY: ADK/CAJ
PROJECT ID: U-2525B DIV: 07 DATE: October 2013

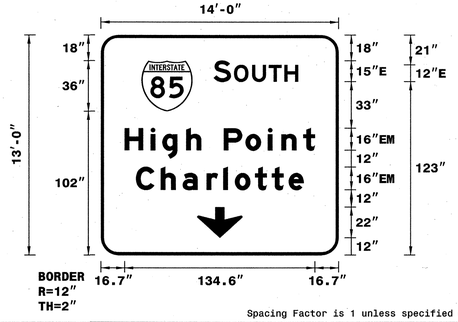

Spacing Factor is 1 unless specified otherwise

LETTER POSITIONS

Letter spacings are to start of next letter

																																Series/Size Text Length
	79.6	S	2.2	O	U	T	H	28.6																								E 2000
		12.2		12.8	11.8	11	9.7																									59.8
		H	i	g	h		P	o	i	n	t																					EM 2000
	16.7	18.4	8.2	17	10.6	16	15.4	15.8	9.6	15.4	8.3	16.7																				134.6
		C	h	a	r	l	o	t	t	e																						EM 2000
	24.7	17.4	15.5	17	11.8	8.2	14.2	11.8	12	10.6	24.7																					118.6

HNTB NORTH CAROLINA, P.C.
343 E. Six Forks Road, Suite 200
Raleigh, North Carolina 27609
NC License No: C-1554

SIGN DESIGNS

TIP NO.	SHEET NO.
U-2525B	SIGN-4D

APPROVED: _____

DATE: 1-06-2014

SEAL

NORTH CAROLINA PROFESSIONAL SEAL 20675 ENGINEER CHARLES A. JOHNSON III

SIGN NUMBER: 19
TYPE: A (OVHD)
QUANTITY: 1
SIGN WIDTH: 16′-0″
HEIGHT: 10′-6″
TOTAL AREA: 168.0 Sq.Ft.
BORDER TYPE: FLUSH
RECESS: 0″
WIDTH: 2″
RADII: 12″
NO. Z BARS: 3
LENGTH: 184.0

BACKG COLOR: Green
COPY COLOR: White

SYMBOL	X	Y	WID	HT
M1_1	22.5	48.7	45	36
Type "A" Arrow	147	14.9	22.2	35

MAT'L: 0.125″ ALUMINUM

NOTES:
1. Legend and border shall be direct applied Grade A reflective sheeting.
2. Shields shall be Grade A reflective sheeting on 0.032″ aluminum and demountable.
3. Background shall be Grade C reflective sheeting.

DESIGN BY: TRT CHECKED BY: ADK/CAJ
PROJECT ID: U-2525B DIV: 07 DATE: October 2013

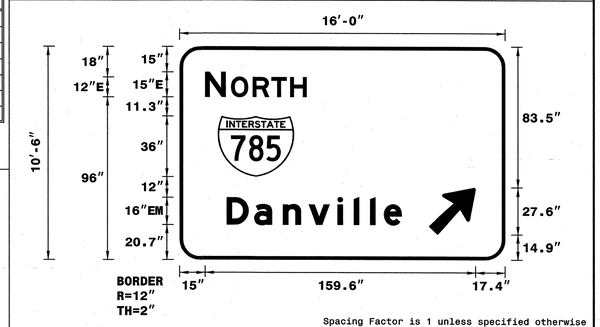

Spacing Factor is 1 unless specified otherwise

LETTER POSITIONS

Letter spacings are to start of next letter

																															Series/Size Text Length
		N		O	R	T	H																								E 2000
	15	12.2	3.1	12.8	11	11	9.7	117.1																							59.9
		D	a	n	v	i	l	l	e																						EM 2000
	27.7	16.3	17	15.2	17	9.6	9.6	8.2	10.6	61																					103.4

SIGN NUMBER: 20B
TYPE: A (OVHD)
QUANTITY: 1
SIGN WIDTH: 24′-6″
HEIGHT: 18′-6″
TOTAL AREA: 453.3 Sq.Ft.
BORDER TYPE: FLUSH
RECESS: 0″
WIDTH: 3″
RADII: 12″
NO. Z BARS: 6
LENGTH: 286.0

BACKG COLOR: Green
COPY COLOR: White

SYMBOL	X	Y	WID	HT
M1_1	33.8	122.4	48	48
M1_1	121.8	122.4	60	48

MAT'L: 0.125″ ALUMINUM

NOTES:
1. Legend and border shall be direct applied Grade A reflective sheeting.
2. Shields shall be Grade A reflective sheeting on 0.032″ aluminum and demountable.
3. Background shall be Grade C reflective sheeting.

DESIGN BY: TRT CHECKED BY: ADK/CAJ
PROJECT ID: U-2525B DIV: 07 DATE: October 2013

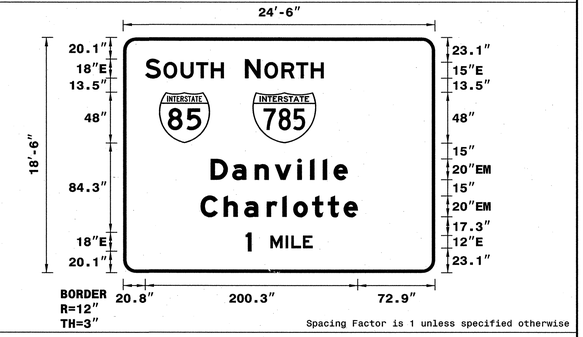

Spacing Factor is 1 unless specified otherwise

LETTER POSITIONS

Letter spacings are to start of next letter

																															Series/Size Text Length
		S		O	U	T	H																								E 2000
	20.8	14.6	2.8	16	14.7	13.8	12.2	199.2																							74
		N		O	R	T	H																								E 2000
	114.8	14.6	3.8	16	13.8	13.8	12.2	104.9																							74.2
		D	a	n	v	i	l	l	e																						EM 2000
	82.4	20.4	21.2	19	21.2	12	12	10.2	13.2	82.4																					129.2
		C	h	a	r	l	o	t	t	e																					EM 2000
	72.9	21.8	19.4	21.2	14.8	10.2	17.8	14.8	15	13.2	72.9																				148.2
		1		M	I	L	E																								E 2000
	115.4	5.4	18	14.4	5.3	11	9	115.4																							63.1

SIGN NUMBER: 22B
TYPE: A (OVHD)
QUANTITY: 1
SIGN WIDTH: 24′-6″
HEIGHT: 18′-6″
TOTAL AREA: 453.3 Sq.Ft.
BORDER TYPE: FLUSH
RECESS: 0″
WIDTH: 3″
RADII: 12″
NO. Z BARS: 6
LENGTH: 286.0

BACKG COLOR: Green
COPY COLOR: White

SYMBOL	X	Y	WID	HT
M1_1	33.8	122.4	48	48
M1_1	121.8	122.4	60	48

MAT'L: 0.125″ ALUMINUM

NOTES:
1. Legend and border shall be direct applied Grade A reflective sheeting.
2. Shields shall be Grade A reflective sheeting on 0.032″ aluminum and demountable.
3. Background shall be Grade C reflective sheeting.

DESIGN BY: TRT CHECKED BY: ADK/CAJ
PROJECT ID: U-2525B DIV: 07 DATE: October 2013

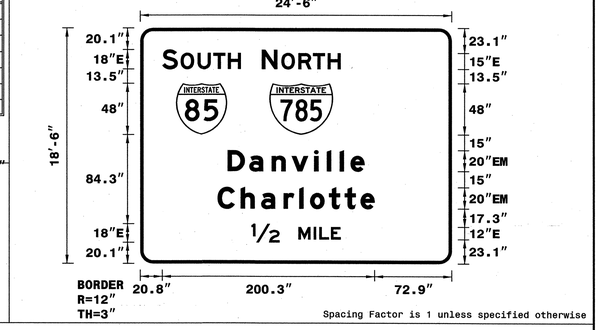

Spacing Factor is 1 unless specified otherwise

LETTER POSITIONS

Letter spacings are to start of next letter

																															Series/Size Text Length
		S		O	U	T	H																								E 2000
	20.8	14.6	2.8	16.1	14.7	13.8	12.2	199.2																							74
		N		O	R	T	H																								E 2000
	114.8	14.6	3.8	16	13.8	13.8	12.2	104.9																							74.2
		D	a	n	v	i	l	l	e																						EM 2000
	82.4	20.4	21.2	19	21.2	12	12	10.2	13.2	82.4																					129.2
		C	h	a	r	l	o	t	t	e																					EM 2000
	72.9	21.8	19.4	21.2	14.8	10.2	17.8	14.8	15	13.2	72.9																				148.2
		1/2		M	I	L	E																								E 2000
	105	26.4	18	14.4	5.3	11	9	105																							84.1

SIGN NUMBER: 23B,24B
TYPE: A (OVHD)
QUANTITY: 2
SIGN WIDTH: 20′-6″
HEIGHT: 4′-0″
TOTAL AREA: 82.0 Sq.Ft.
BORDER TYPE: FLUSH
RECESS: 0″
WIDTH: 2″
RADII: 6″
NO. Z BARS: 2
LENGTH: 238.0

BACKG COLOR: Green
COPY COLOR: White

SYMBOL	X	Y	WID	HT
Type "A" Arrow	201.1	10.2	22.2	35

MAT'L: 0.125″ ALUMINUM

NOTES:
1. Legend and border shall be direct applied Grade A reflective sheeting.
2. Background shall be Grade C reflective sheeting.
3. Center arrow vertically on sign.

DESIGN BY: TRT CHECKED BY: ADK/CAJ
PROJECT ID: U-2525B DIV: 07 DATE: October 2013

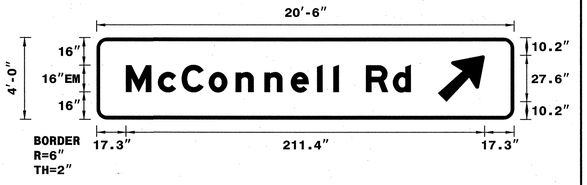

Spacing Factor is 1 unless specified otherwise

LETTER POSITIONS

Letter spacings are to start of next letter

																															Series/Size Text Length
		M	c	C	o	n	n	e	l	l		R	d																		EM 2000
	17.3	18.9	13.9	16	15.8	17	15.5	15.5	9.6	3.2	16	15.8	10.6	60.9																	167.8

HNTB NORTH CAROLINA, P.C.
343 E. Six Forks Road, Suite 200
Raleigh, North Carolina 27609
NC License No: C-1554

SIGN DESIGNS

TIP NO.	SHEET NO.
U-2525B	SIGN-4E

APPROVED: _____

DATE: 1-06-2014

SEAL

NORTH CAROLINA PROFESSIONAL SEAL 20675 ENGINEER CHARLES A. JOHNSON III

SIGN NUMBER: 25B,26B
TYPE: A (OVHD)
QUANTITY: 2
SIGN WIDTH: 27'-0"
HEIGHT: 4'-0"
TOTAL AREA: 108.0 Sq.Ft.
BORDER TYPE: FLUSH
RECESS: 0"
WIDTH: 2"
RADII: 6"
NO. Z BARS: 2
LENGTH: 316.0

BACKG COLOR: Green
COPY COLOR: White

SYMBOL	X	Y	WID	HT
Type "A" Arrow	279.6	10.2	22.2	35

MAT'L: 0.125" ALUMINUM

NOTES:

1. Legend and border shall be direct applied Grade A reflective sheeting.
2. Background shall be Grade C reflective sheeting.
3. Center arrow vertically on sign.

DESIGN BY: TRT CHECKED BY: ADK/CAJ
PROJECT ID: U-2525B DIV: 07 DATE: October 2013

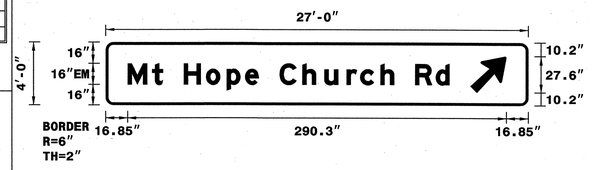

Spacing Factor is 1 unless specified otherwise

LETTER POSITIONS

Letter spacings are to start of next letter

| | | | | | | | | | | | | | | | | | | | | | | | | | | | | | | | | | | | | | | Series/Size Text Length |
|---|---|---|---|---

TIP NO.	SHEET NO.
U-2525B	SIGN-4F

APPROVED: _____

DATE: 1-06-2014

SEAL

NORTH CAROLINA PROFESSIONAL SEAL 20675 ENGINEER CHARLES A. JOHNSON III

SIGN NUMBER: 30B
TYPE: A (OVHD)
QUANTITY: 1
SIGN WIDTH: 16′-0″
HEIGHT: 8′-0″
TOTAL AREA: 128.0 Sq.Ft.
BORDER TYPE: FLUSH
RECESS: 0″
WIDTH: 2″
RADII: 12″
NO. Z BARS: 3
LENGTH: 184.0

BACKG COLOR: Green
COPY COLOR: White

SYMBOL	X	Y	WID	HT
M1_1	18.2	45	45	36
AR_Type A	145.9	11	22.5	35.4

MAT'L: 0.125″ ALUMINUM

NOTES:

1. Legend and border shall be direct applied Grade A reflective sheeting.
2. Shields shall be Grade A reflective sheeting on 0.032″ aluminum and demountable.
3. Background shall be Grade C reflective sheeting.

DESIGN BY: TRT
PROJECT ID: U-2525B
CHECKED BY: ADK/CAJ
DIV: 07
DATE: October 2013

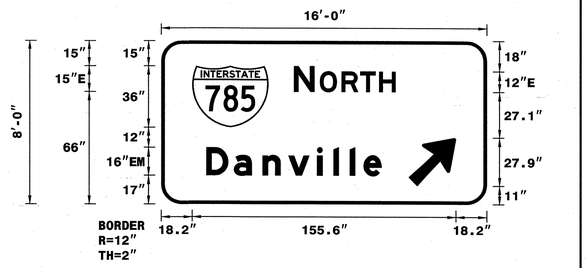

Spacing Factor is 1 unless specified otherwise

LETTER POSITIONS

Letter spacings are to start of next letter

																															Series/Size Text Length
		N		O	R	T	H																								E 2000
	78.2	12.2	3.1	12.8	11	11	9.7	53.8																							59.9
		D	a	n	v	i	l	l	e																						EM 2000
	26.5	16.3	17	15.2	17	9.6	9.6	8.2	10.6	62.1																					103.4

SIGN NUMBER: 32
TYPE: A (OVHD)
QUANTITY: 1
SIGN WIDTH: 22′-6″
HEIGHT: 8′-6″
TOTAL AREA: 191.3 Sq.Ft.
BORDER TYPE: FLUSH
RECESS: 0″
WIDTH: 2″
RADII: 12″
NO. Z BARS: 3
LENGTH: 262.0

BACKG COLOR: Green
COPY COLOR: White

SYMBOL	X	Y	WID	HT
M1_4	13.3	44.3	24	24
M1_1	13.3	10.3	24	24
M1_1	49.3	10.3	24	24

MAT'L: 0.125″ ALUMINUM

NOTES:

1. Legend and border shall be direct applied Grade A reflective sheeting.
2. Shields shall be Grade A reflective sheeting on 0.032″ aluminum and demountable.
3. Background shall be Grade C reflective sheeting.

DESIGN BY: TRT
PROJECT ID: U-2525B
CHECKED BY: ADK/CAJ
DIV: 07
DATE: October 2013

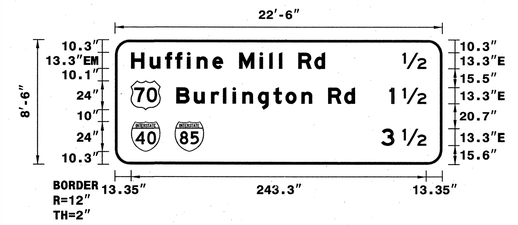

Spacing Factor is 1 unless specified otherwise

LETTER POSITIONS

Letter spacings are to start of next letter

																															Series/Size Text Length
		H	u	f	f	i	n	e		M	i	l	l		R	d															EM 2000
	13.3	15.3	12.8	8.4	9.7	8	12.9	8.8	13.3	16.9	8	8	2.7	13.3	13.2	8.8	96.8														159.9
		1/2																													E 2000
	237.2	19.5	13.3																												19.5
		B	u	r	l	i	n	g	t	o	n			R	d																EM 2000
	50.6	14.5	14.1	9.8	8	8	12.9	12.8	10	13.2	8.8	13.3	13.2	8.8	72.1																147.2
		1		1/2																											E 2000
	226.4	4	6.8	19.5	13.3																										30.3
		3		1/2																											E 2000
	219.6	10.8	6.8	19.5	13.3																										37.1

SIGN NUMBER: 35
TYPE: A (OVHD)
QUANTITY: 1
SIGN WIDTH: 18′-0″
HEIGHT: 15′-6″
TOTAL AREA: 279.0 Sq.Ft.
BORDER TYPE: FLUSH
RECESS: 0″
WIDTH: 3″
RADII: 12″
NO. Z BARS: 6
LENGTH: 208.0

BACKG COLOR: Green
COPY COLOR: White

SYMBOL	X	Y	WID	HT
M1_1	38	119	48	48
Type "C" Arrow	20	12	32	22
Type "C" Arrow	164	12	32	22

MAT'L: 0.125″ ALUMINUM

NOTES:

1. Legend and border shall be direct applied Grade A reflective sheeting.
2. Shields shall be Grade A reflective sheeting on 0.032″ aluminum and demountable.
3. Background shall be Grade C reflective sheeting.

DESIGN BY: TRT
PROJECT ID: U-2525B
CHECKED BY: ADK/CAJ
DIV: 07
DATE: October 2013

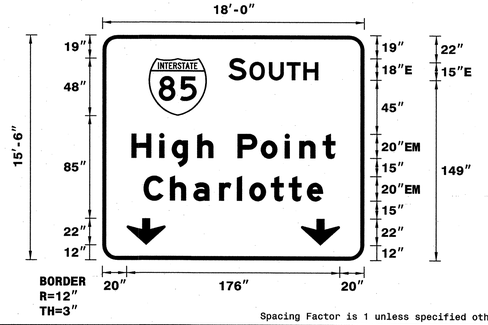

Spacing Factor is 1 unless specified otherwise

LETTER POSITIONS

Letter spacings are to start of next letter

																															Series/Size Text Length
		S		O	U	T	H																								E 2000
	104	14.6	2.8	16	14.7	13.8	12.2	38																							74
		H	i	g	h		P	o	i	n	t																				EM 2000
	23.9	23	10.2	21.2	13.2	20	19.2	19.8	12	19.2	10.4	23.9																			168.2
		C	h	a	r	l	o	t	t	e																					EM 2000
	33.9	21.8	19.4	21.2	14.8	10.2	17.8	14.8	15	13.2	33.9																				148.2

SIGN NUMBER: 36B
TYPE: A (OVHD)
QUANTITY: 1
SIGN WIDTH: 18′-6″
HEIGHT: 22′-0″
TOTAL AREA: 407.0 Sq.Ft.
BORDER TYPE: FLUSH
RECESS: 0″
WIDTH: 3″
RADII: 12″
NO. Z BARS: 6
LENGTH: 214.0

BACKG COLOR: Green
COPY COLOR: White

SYMBOL	X	Y	WID	HT
M1_1	31.9	166.5	48	48
M1_1	129	166.5	48	48
Type "A" Arrow	25.2	19	22.2	35
Type "A" Arrow	169.2	19	22.2	35

MAT'L: 0.125″ ALUMINUM

NOTES:

1. Legend and border shall be direct applied Grade A reflective sheeting.
2. Shields shall be Grade A reflective sheeting on 0.032″ aluminum and demountable.
3. Background shall be Grade C reflective sheeting.

DESIGN BY: TRT
PROJECT ID: U-2525B
CHECKED BY: ADK/CAJ
DIV: 07
DATE: October 2013

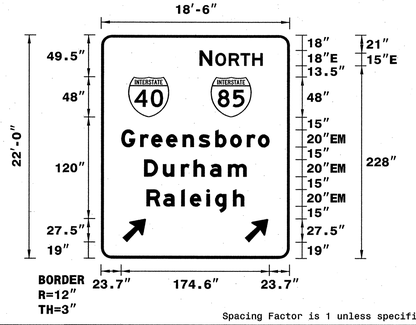

Spacing Factor is 1 unless specified otherwise

LETTER POSITIONS

Letter spacings are to start of next letter

																															Series/Size Text Length
		N		O	R	T	H																								E 2000
	115.9	14.6	3.8	16	13.8	13.8	12.2	31.9																							74.2
		G	r	e	e	n	s	b	o	r	o																				EM 2000
	23.7	22.2	13	17.6	19.4	19	19.4	17.6	19.8	13	13.6	23.7																			174.6
		D	u	r	h	a	m																								EM 2000
	50.6	22.2	21.2	14.8	19.4	21.2	22	50.6																							120.8
		R	a	l	e	i	g	h																							EM 2000
	53.4	19.8	21.2	10.2	19.4	10.2	21.2	13.2	53.4																						115.2

HNTB NORTH CAROLINA, P.C.
343 E. Six Forks Road, Suite 200
Raleigh, North Carolina 27609
NC License No: C-1554

SIGN DESIGNS

TIP NO.	SHEET NO.
U-2525B	SIGN-4G

APPROVED: _____

DATE: 1-06-2014

SEAL

NORTH CAROLINA PROFESSIONAL SEAL 20675 ENGINEER CHARLES A. JOHNSON III

SIGN NUMBER: 31B,33B
TYPE: A (OVHD)
QUANTITY: 2

SIGN WIDTH: 58′-0″
HEIGHT: 27′-0″
TOTAL AREA: 1566.0 Sq.Ft.

BORDER TYPE: FLUSH
RECESS: 0″
WIDTH: 3″
RADII: 12″

NO. Z BARS: 7
LENGTH: 688.0

BACKG COLOR: Green
COPY COLOR: White

SYMBOL	X	Y	WID	HT
M1_1	92.7	198	48	48
M1_1	186.7	198	48	48
M1_1	439.1	198	48	48
M1_1	527.3	198	60	48
Left	22.1	12	36.2	45
Left	166.1	12	36.2	45
Option Left	310.1	12	43.1	66
Through	475.6	12	21.6	66
Through	619.6	12	21.6	66

MAT'L: 0.125″ ALUMINUM

NOTES:

1. Legend and border shall be direct applied Grade A reflective sheeting.
2. Shields shall be Grade A reflective sheeting on 0.032″ aluminum and demountable.
3. Background shall be Grade C reflective sheeting.

DESIGN BY: TRT
PROJECT ID: U-2525B
CHECKED BY: ADK/CAJ
DIV: 07
DATE: October 2013

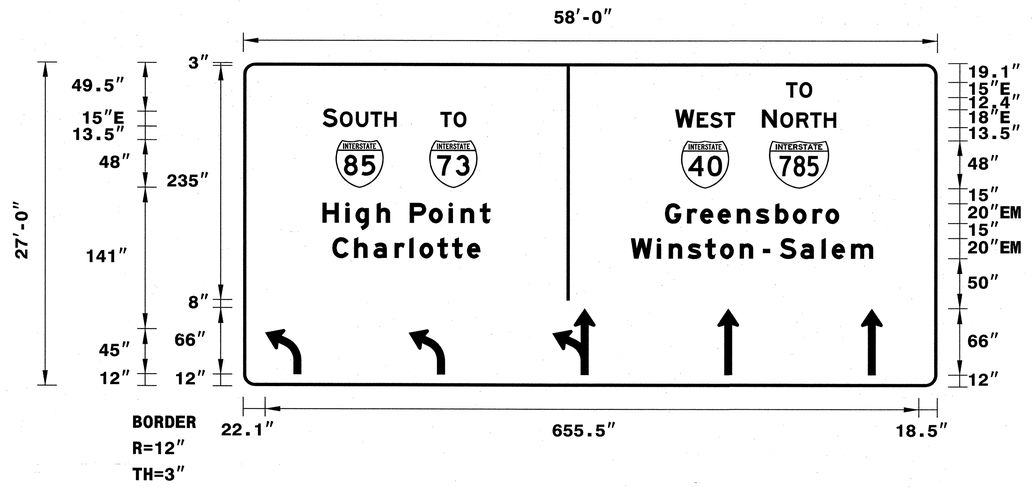

Spacing Factor is 1 unless specified otherwise

LETTER POSITIONS

Letter spacings are to start of next letter

																												Series/Size Text Length
		T	O																									E 2000
	544.3	13.4	12.6	125.7																								26
		S		O	U	T	H																					E 2000
	79.7	14.6	2.8	16	14.7	13.8	12.2	542.3																				74
		T	O																									E 2000
	197.7	13.4	12.6	472.3																								26
		W		E	S	T																						E 2000
	433.1	19.1	2.7	13.4	13.8	11.3	202.8																					60.2
		N		O	R	T	H																					E 2000
	520.2	14.6	3.8	16.1	13.8	13.8	12.2	101.6																				74.2
		H	i	g	h		P	o	i	n	t																	EM 2000
	79.5	23	10.2	21.2	13.2	20	19.2	19.8	12	19.2	10.4	448.3																168.2
		G	r	e	e	n	s	b	o	r	o																	EM 2000
	422.9	22.2	13	17.6	19.4	19	19.4	17.6	19.8	13	13.6	98.5																174.6
		C	h	a	r	l	o	t	t	e																		EM 2000
	89.5	21.8	19.4	21.2	14.8	10.2	17.8	14.8	15	13.2	458.3																	148.2
		W	i	n	s	t	o	n		-		S	a	l	e	m												EM 2000
	388.8	26	12	19	17.4	15	19.8	13.2	10	7	10	20.6	21.2	10.2	19.4	22	64.4											242.8

HNTB NORTH CAROLINA, P.C.
343 E. Six Forks Road, Suite 200
Raleigh, North Carolina 27609
NC License No: C-1554

SIGN DESIGNS

TIP NO.	SHEET NO.
U-2525B	SIGN-4H

APPROVED:

DATE: 1-06-2014

SEAL

NORTH CAROLINA PROFESSIONAL SEAL 20675 ENGINEER CHARLES A. JOHNSON III

SIGN NUMBER: 34B
TYPE: A (OVHD)
QUANTITY: 1

SIGN WIDTH: 58′-0″
HEIGHT: 29′-6″
TOTAL AREA: 1711.0 Sq.Ft.

BORDER TYPE: FLUSH
RECESS: 0″
WIDTH: 3″
RADII: 12″

NO. Z BARS: 7
LENGTH: 688.0

BACKG COLOR: Green
COPY COLOR: White

SYMBOL	X	Y	WID	HT
M1_1	92.7	228	48	48
M1_1	186.7	228	48	48
M1_1	439.1	228	48	48
M1_1	527.3	228	60	48
Left	22.1	12	36.2	45
Left	166.1	12	36.2	45
Option Left	310.1	12	43.2	66
Through	475.6	12	21.6	66

MAT'L: 0.125″ ALUMINUM

NOTES:

1. Legend and border shall be direct applied Grade A reflective sheeting.
2. Shields shall be Grade A reflective sheeting on 0.032″ aluminum and demountable.
3. Background shall be Grade C reflective sheeting.

DESIGN BY: TRT
PROJECT ID: U-2525B
CHECKED BY: ADK/CAJ
DIV: 07
DATE: October 2013

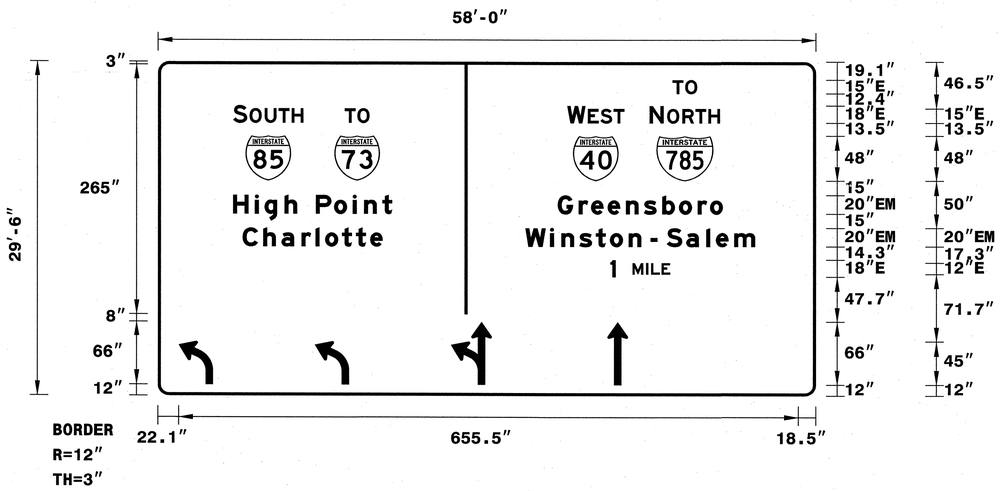

Spacing Factor is 1 unless specified otherwise

LETTER POSITIONS

Letter spacings are to start of next letter

																											Series/Size Text Length
		T	O																								E 2000
	544.3	13.4	12.6	125.7																							26
		S		O	U	T	H																				E 2000
	79.7	14.6	2.8	16	14.7	13.8	12.2	542.3																			74
		T	O																								E 2000
	197.7	13.3	12.6	472.3																							26
		W		E	S	T																					E 2000
	433.1	19.1	2.7	13.3	13.8	11.3	202.8																				60.2
		N		O	R	T	H																				E 2000
	520.2	14.6	3.8	16	13.8	13.8	12.2	101.6																			74.2
		H	i	g	h		P	o	i	n	t																EM 2000
	79.5	23	10.2	21.2	13.2	20	19.2	19.8	12	19.2	10.4	448.3															168.2
		G	r	e	e	n	s	b	o	r	o																EM 2000
	422.9	22.2	13	17.6	19.4	19	19.4	17.6	19.8	13	13.6	98.5															174.6
		C	h	a	r	l	o	t	t	e																	EM 2000
	89.5	21.8	19.4	21.2	14.8	10.2	17.8	14.8	15	13.2	458.3																148.2
		W	i	n	s	t	o	n		-		S	a	l	e	m											EM 2000
	388.8	26	12	19	17.4	15	19.8	13.2	10	7	10	20.6	21.2	10.2	19.4	22	64.4										242.8
		1		M	I	L	E																				E 2000
	478.6	5.4	18	14.4	5.3	11	9	154.2																			63.1

HNTB NORTH CAROLINA, P.C.
343 E. Six Forks Road, Suite 200
Raleigh, North Carolina 27609
NC License No: C-1554

SIGN DESIGNS

TIP NO.	SHEET NO.
U-2525B	SIGN-41

APPROVED: _____

DATE: 1-06-2014

SEAL

NORTH CAROLINA PROFESSIONAL SEAL 20675 ENGINEER CHARLES A. JOHNSON III

SIGN NUMBER: 37
TYPE: A (OVHD)
QUANTITY: 1

SIGN WIDTH: 17′-6″
HEIGHT: 15′-0″
TOTAL AREA: 262.5 Sq.Ft.

BORDER TYPE: FLUSH
RECESS: 0″
WIDTH: 2″
RADII: 12″

NO. Z BARS: 6
LENGTH: 202.0

BACKG COLOR: Green
COPY COLOR: White

SYMBOL	X	Y	WID	HT
M1_1	39	102	36	36
M1_1	128.2	102	36	36
Type "C" Arrow	17	12	32	22
Type "C" Arrow	161	12	32	22

MAT'L: 0.125″ ALUMINUM

NOTES:

1. Legend and border shall be direct applied Grade A reflective sheeting.
2. Shields shall be Grade A reflective sheeting on 0.032″ aluminum and demountable.
3. Background shall be Grade C reflective sheeting.

DESIGN BY: TRT CHECKED BY: ADK/CAJ
PROJECT ID: U-2525B DIV: 07 DATE: October 2013

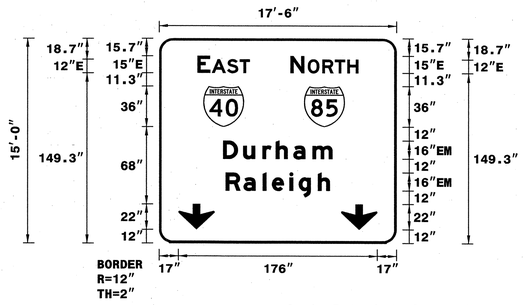

Spacing Factor is 1 unless specified otherwise

LETTER POSITIONS

Letter spacings are to start of next letter

																															Series/Size Text Length
		E		A	S	T																									E 2000
	33.9	11.3	1.5	13.6	11	9	129.8																								46.4
		N		O	R	T	H																								E 2000
	116.2	12.2	3.1	12.8	11	11	9.7	33.8																							59.9
		D	u	r	h	a	m																								EM 2000
	56.7	17.8	17	11.8	15.5	17	17.6	56.7																							96.6
		R	a	l	e	i	g	h																							EM 2000
	58.9	15.8	17	8.2	15.5	8.2	17	10.6	58.9																						92.2

SIGN NUMBER: 38
TYPE: A (OVHD)
QUANTITY: 1

SIGN WIDTH: 18′-0″
HEIGHT: 8′-6″
TOTAL AREA: 153.0 Sq.Ft.

BORDER TYPE: FLUSH
RECESS: 0″
WIDTH: 2″
RADII: 12″

NO. Z BARS: 3
LENGTH: 208.0

BACKG COLOR: Green
COPY COLOR: White

SYMBOL	X	Y	WID	HT
M1_1	36.2	51	36	36
Type "A" Arrow	171.9	17.2	22.2	35

MAT'L: 0.125″ ALUMINUM

NOTES:

1. Legend and border shall be direct applied Grade A reflective sheeting.
2. Shields shall be Grade A reflective sheeting on 0.032″ aluminum and demountable.
3. Background shall be Grade C reflective sheeting.

DESIGN BY: TRT CHECKED BY: ADK/CAJ
PROJECT ID: U-2525B DIV: 07 DATE: October 2013

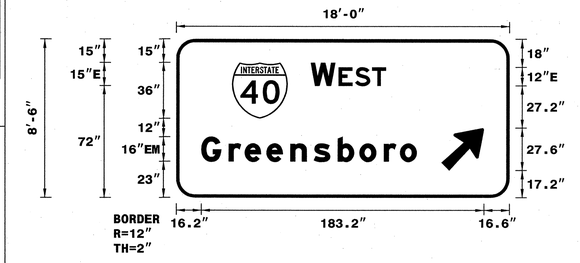

Spacing Factor is 1 unless specified otherwise

LETTER POSITIONS

Letter spacings are to start of next letter

																															Series/Size Text Length
		W		E	S	T																									E 2000
	87.2	15.9	2.2	10.7	11	9	80.1																								48.8
		G	r	e	e	n	s	b	o	r	o																				EM 2000
	16.2	17.8	10.4	14.1	15.5	15.2	15.5	14.1	15.8	10.4	10.9	60.1																			139.7

SIGN NUMBER: 39B
TYPE: A (OVHD)
QUANTITY: 1

SIGN WIDTH: 23′-6″
HEIGHT: 5′-6″
TOTAL AREA: 129.3 Sq.Ft.

BORDER TYPE: FLUSH
RECESS: 0″
WIDTH: 2″
RADII: 9″

NO. Z BARS: 2
LENGTH: 274.0

BACKG COLOR: Green
COPY COLOR: White

SYMBOL	X	Y	WID	HT

MAT'L: 0.125″ ALUMINUM

NOTES:

1. Legend and border shall be direct applied Grade A reflective sheeting.
2. Background shall be Grade C reflective sheeting.

DESIGN BY: TRT CHECKED BY: ADK/CAJ
PROJECT ID: U-2525B DIV: 07 DATE: October 2013

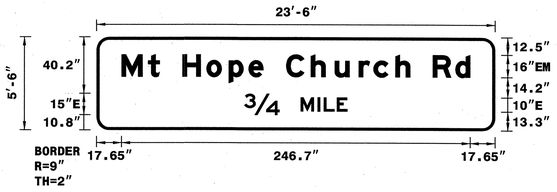

Spacing Factor is 1 unless specified otherwise

LETTER POSITIONS

Letter spacings are to start of next letter

																															Series/Size Text Length
		M	t		H	o	p	e		C	h	u	r	c	h		R	d														EM 2000
	17.6	18.7	8.3	16	17	15.8	14.1	10.6	16	17.4	17	17	10.4	15.5	10.6	16	15.8	10.6	17.6												246.7
		3/4		M	I	L	E																								E 2000
	104.5	25	15	12	4.4	9.2	7.5	104.5																							73.1

SIGN NUMBER: 40B
TYPE: A (OVHD)
QUANTITY: 1

SIGN WIDTH: 18′-0″
HEIGHT: 21′-0″
TOTAL AREA: 378.0 Sq.Ft.

BORDER TYPE: FLUSH
RECESS: 0″
WIDTH: 3″
RADII: 12″

NO. Z BARS: 6
LENGTH: 208.0

BACKG COLOR: Green
COPY COLOR: White

SYMBOL	X	Y	WID	HT
M1_1	28.9	154.9	48	48
M1_1	126	154.9	48	48

MAT'L: 0.125″ ALUMINUM

NOTES:

1. Legend and border shall be direct applied Grade A reflective sheeting.
2. Shields shall be Grade A reflective sheeting on 0.032″ aluminum and demountable.
3. Background shall be Grade C reflective sheeting.

DESIGN BY: TRT CHECKED BY: ADK/CAJ
PROJECT ID: U-2525B DIV: 07 DATE: October 2013

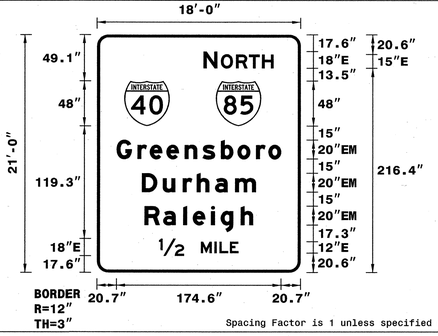

Spacing Factor is 1 unless specified otherwise

LETTER POSITIONS

Letter spacings are to start of next letter

																															Series/Size Text Length
		N		O	R	T	H																								E 2000
	112.9	14.6	3.8	16	13.8	13.8	12.2	28.9																							74.2
		G	r	e	e	n	s	b	o	r	o																				EM 2000
	20.7	22.2	13	17.6	19.4	19	19.4	17.6	19.8	13	13.6	20.7																			174.6
		D	u	r	h	a	m																								EM 2000
	47.6	22.2	21.2	14.8	19.4	21.2	22	47.6																							120.8
		R	a	l	e	i	g	h																							EM 2000
	50.4	19.8	21.2	10.2	19.4	10.2	21.2	13.2	50.4																						115.2
		1/2		M	I	L	E																								E 2000
	66.0	26.4	18	14.4	5.3	11	9	66.0																							84.1

HNTB NORTH CAROLINA, P.C.
343 E. Six Forks Road, Suite 200
Raleigh, North Carolina 27609
NC License No: C-1554

SIGN DESIGNS

TIP NO.	SHEET NO.
U-2525B	SIGN-4J

APPROVED: _____

DATE: 1-06-2014

SEAL

NORTH CAROLINA PROFESSIONAL SEAL 20675 ENGINEER CHARLES A. JOHNSON III

SIGN NUMBER: 41B
TYPE: A (OVHD)
QUANTITY: 1
SIGN WIDTH: 18'-0"
HEIGHT: 21'-0"
TOTAL AREA: 378.0 Sq.Ft.
BORDER TYPE: FLUSH
RECESS: 0"
WIDTH: 3"
RADII: 12"
NO. Z BARS: 6
LENGTH: 208.0

BACKG COLOR: Green
COPY COLOR: White

SYMBOL	X	Y	WID	HT
M1_1	28.9	154.9	48	48
M1_1	126	154.9	48	48

MAT'L: 0.125" ALUMINUM

NOTES:

1. Legend and border shall be direct applied Grade A reflective sheeting.
2. Shields shall be Grade A reflective sheeting on 0.032" aluminum and demountable.
3. Background shall be Grade C reflective sheeting.

DESIGN BY: TRT CHECKED BY: ADK/CAJ
PROJECT ID: U-2525B DIV: 07 DATE: October 2013

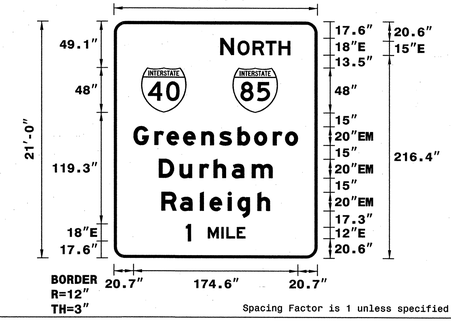

Spacing Factor is 1 unless specified otherwise

LETTER POSITIONS

Letter spacings are to start of next letter

| | | | | | | | | | | | | | | | | | | | | | | | | | | | | | | | | | | | | | Series/Size Text Length |
|---|---|---|---|---

TIP NO.	SHEET NO.
U-2525B	SIGN-4K

APPROVED: _____

DATE: 1-06-2014

SEAL

NORTH CAROLINA PROFESSIONAL SEAL 20675 ENGINEER CHARLES A. JOHNSON III

SIGN NUMBER: 46B
TYPE: A (OVHD)
QUANTITY: 1
SIGN WIDTH: 18'-0"
HEIGHT: 21'-0"
TOTAL AREA: 378.0 Sq.Ft.
BORDER TYPE: FLUSH
RECESS: 0"
WIDTH: 3"
RADII: 12"
NO. Z BARS: 6
LENGTH: 208.0

BACKG COLOR: Green
COPY COLOR: White

SYMBOL	X	Y	WID	HT
M1_1	28.9	154.9	48	48
M1_1	126	154.9	48	48

MAT'L: 0.125" ALUMINUM

NOTES:
1. Legend and border shall be direct applied Grade A reflective sheeting.
2. Shields shall be Grade A reflective sheeting on 0.032" aluminum and demountable.
3. Background shall be Grade C reflective sheeting.

DESIGN BY: TRT CHECKED BY: ADK/CAJ
PROJECT ID: U-2525B DIV: 07 DATE: October 2013

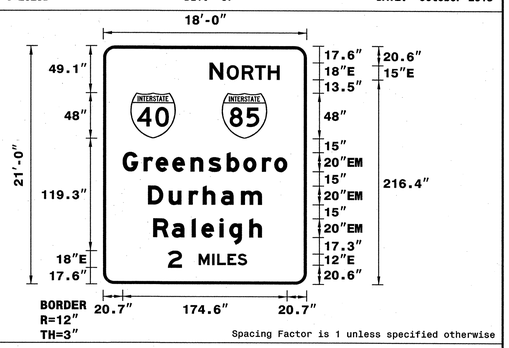

Spacing Factor is 1 unless specified otherwise

LETTER POSITIONS

Letter spacings are to start of next letter

																															Series/Size Text Length
		N		O	R	T	H																								E 2000
	112.9	14.6	3.8	16.1	13.8	13.8	12.2	28.9																							74.2
		G	r	e	e	n	s	b	o	r	o																				EM 2000
	20.7	22.2	13	17.6	19.4	19	19.4	17.6	19.8	13	13.6	20.7																			174.6
		D	u	r	h	a	m																								EM 2000
	47.6	22.2	21.2	14.8	19.4	21.2	22	47.6																							120.8
		R	a	l	e	i	g	h																							EM 2000
	53.2	19.8	21.2	10.2	19.4	10.2	21.2	13.2	47.6																						115.2
		2		M	I	L	E	S																							E 2000
	69	14.6	18	14.4	5.3	11	10.7	9.7	63.3																						83.7

SIGN NUMBER: 48B
TYPE: A (OVHD)
QUANTITY: 1
SIGN WIDTH: 19'-0"
HEIGHT: 7'-0"
TOTAL AREA: 133.0 Sq.Ft.
BORDER TYPE: FLUSH
RECESS: 0"
WIDTH: 2"
RADII: 12"
NO. Z BARS: 2
LENGTH: 220.0

BACKG COLOR: Green
COPY COLOR: White

SYMBOL	X	Y	WID	HT
Type "C" Arrow	97	8	32	22

MAT'L: 0.125" ALUMINUM

NOTES:
1. Legend and border shall be direct applied Grade A reflective sheeting.
2. Background shall be Grade C reflective sheeting.
3. Bottom panel shall be yellow Grade C sheeting Legend shall be direct applied black non-reflective sheeting. Yellow panel is 228" x 36". (Border Type = Recessed, Recess = 2", Width = 2", Radii = 12")

DESIGN BY: TRT CHECKED BY: ADK/CAJ
PROJECT ID: U-2525B DIV: 07 DATE: October 2013

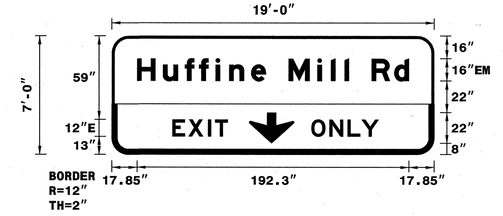

YELLOW PANEL BORDER
R=12"
TH=2"
IN=2"

Spacing Factor is 1 unless specified otherwise
Spacing Factor for "EXIT" is 1.4

LETTER POSITIONS

Letter spacings are to start of next letter

																															Series/Size Text Length
		H	u	f	f	i	n	e		M	i	l	l		R	d															EM 2000
	17.8	18.4	15.4	10.1	11.7	9.6	15.5	10.6	16	20.3	9.6	9.6	3.2	16	15.8	10.6	17.8														192.3
		E	X	I	T																										E 2000
	42.8	11.4	13.8	5	9	146																									39.2
		O	N	L	Y																										E 2000
	141	12.8	12.8	10	12.2	39.1																									47.9

SIGN NUMBER: 49B
TYPE: A (OVHD)
QUANTITY: 1
SIGN WIDTH: 19'-0"
HEIGHT: 7'-0"
TOTAL AREA: 133.0 Sq.Ft.
BORDER TYPE: FLUSH
RECESS: 0"
WIDTH: 2"
RADII: 12"
NO. Z BARS: 2
LENGTH: 220.0

BACKG COLOR: Green
COPY COLOR: White

SYMBOL	X	Y	WID	HT
Type "A" Arrow	98	5	22.6	35.6

MAT'L: 0.125" ALUMINUM

NOTES:
1. Legend and border shall be direct applied Grade A reflective sheeting.
2. Background shall be Grade C reflective sheeting.
3. Bottom panel shall be yellow Grade C sheeting Legend shall be direct applied black non-reflective sheeting. Yellow panel is 228" x 36". (Border Type = Recessed, Recess = 2", Width = 2", Radii = 12")

DESIGN BY: TRT CHECKED BY: ADK/CAJ
PROJECT ID: U-2525B DIV: 07 DATE: October 2013

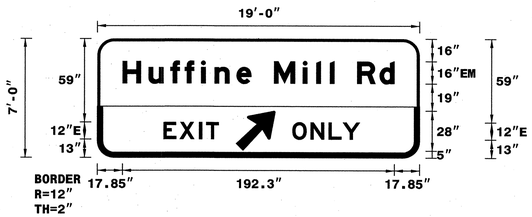

YELLOW PANEL BORDER
R=12"
TH=2"
IN=2"

Spacing Factor is 1 unless specified otherwise
Spacing Factor for "EXIT" is 1.4

LETTER POSITIONS

Letter spacings are to start of next letter

																															Series/Size Text Length
		H	u	f	f	i	n	e		M	i	l	l		R	d															EM 2000
	17.8	18.4	15.4	10.1	11.7	9.6	15.5	10.6	16	20.3	9.6	9.6	3.2	16	15.8	10.6	17.8														192.3
		E	X	I	T																										E 2000
	46.8	11.4	13.8	5	9	142																									39.2
		O	N	L	Y																										E 2000
	138	12.8	12.8	10	12.2	42.1																									47.9

SIGN NUMBER: 50B
TYPE: A (OVHD)
QUANTITY: 1
SIGN WIDTH: 21'-6"
HEIGHT: 12'-6"
TOTAL AREA: 268.8 Sq.Ft.
BORDER TYPE: FLUSH
RECESS: 0"
WIDTH: 2"
RADII: 12"
NO. Z BARS: 4
LENGTH: 250.0

BACKG COLOR: Green
COPY COLOR: White

SYMBOL	X	Y	WID	HT
M1_4	111	97.7	36	36

MAT'L: 0.125" ALUMINUM

NOTES:
1. Legend and border shall be direct applied Grade A reflective sheeting.
2. Shields shall be Grade A reflective sheeting on 0.032" aluminum and demountable.
3. Background shall be Grade C reflective sheeting.

DESIGN BY: TRT CHECKED BY: ADK/CAJ
PROJECT ID: U-2525B DIV: 07 DATE: October 2013

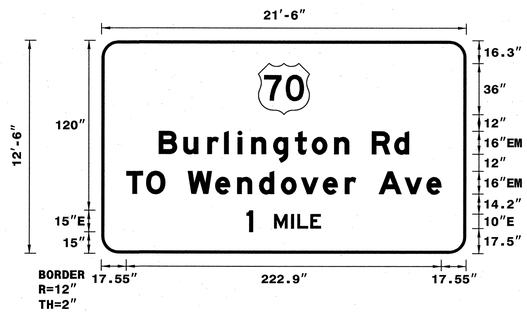

Spacing Factor is 1 unless specified otherwise

LETTER POSITIONS

Letter spacings are to start of next letter

																															Series/Size Text Length
		B	u	r	l	i	n	g	t	o	n		R	d																	EM 2000
	40.4	17.4	17	11.8	9.6	9.6	15.5	15.4	12	15.8	10.6	16	15.8	10.6	40.4																177.1
		T	O		W	e	n	d	o	v	e	r		A	v	e															EM 2000
	17.6	14.1	13.4	16	19.4	15.5	15.5	15.5	14.1	15.5	15.5	8	16	18.2	15.5	10.6	17.6														222.9
		1		M	I	L	E																								E 2000
	102.7	4.5	15	12	4.4	9.2	7.5	102.7																							52.6

HNTB NORTH CAROLINA, P.C.
343 E. Six Forks Road, Suite 200
Raleigh, North Carolina 27609
NC License No: C-1554

SIGN DESIGNS

TIP NO.	SHEET NO.
U-2525B	SIGN-4L

APPROVED: _____

DATE: 1-06-2014

SEAL

NORTH CAROLINA PROFESSIONAL SEAL 20675 ENGINEER CHARLES A. JOHNSON III

SIGN NUMBER: 51B
TYPE: A (OVHD)
QUANTITY: 1

SIGN WIDTH: 22'-6"
HEIGHT: 4'-0"
TOTAL AREA: 90.0 Sq.Ft.

BORDER TYPE: FLUSH
RECESS: 0"
WIDTH: 2"
RADII: 6"

NO. Z BARS: 2
LENGTH: 262.0

BACKG COLOR: Green
COPY COLOR: White

SYMBOL	X	Y	WID	HT
Type "A" Arrow	225.4	10.2	22.2	35

MAT'L: 0.125" ALUMINUM

NOTES:

1. Legend and border shall be direct applied Grade A reflective sheeting.
2. Background shall be Grade C reflective sheeting.
3. Vertically center arrow on sign.

DESIGN BY: TRT CHECKED BY: ADK/CAJ
PROJECT ID: U-2525B DIV: 07 DATE: October 2013

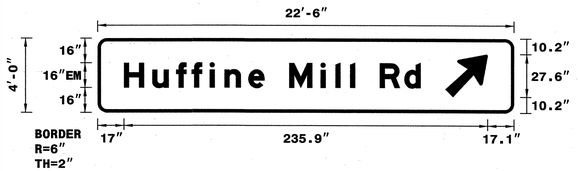

Spacing Factor is 1 unless specified otherwise

LETTER POSITIONS

Letter spacings are to start of next letter

																		Series/Size Text Length
	H	u	f	f	i	n	e		M	i	l	l		R	d			EM 2000
17	18.4	15.4	10.1	11.7	9.6	15.5	10.6	16	20.3	9.6	9.6	3.2	16	15.8	10.6	50.6		192.3

SIGN NUMBER: 52B
TYPE: A (OVHD)
QUANTITY: 1

SIGN WIDTH: 14'-6"
HEIGHT: 13'-0"
TOTAL AREA: 188.5 Sq.Ft.

BORDER TYPE: FLUSH
RECESS: 0"
WIDTH: 2"
RADII: 12"

NO. Z BARS: 4
LENGTH: 166.0

BACKG COLOR: Green
COPY COLOR: White

SYMBOL	X	Y	WID	HT
M1_4	31.5	103.9	36	36
Type "C" Arrow	70	8	32	22

MAT'L: 0.125" ALUMINUM

NOTES:

1. Legend and border shall be direct applied Grade A reflective sheeting.
2. Shields shall be Grade A reflective sheeting on 0.032" aluminum and demountable.
3. Background shall be Grade C reflective sheeting.
4. Bottom panel shall be yellow Grade C sheeting Legend shall be direct applied black non-reflective sheeting. Yellow panel is 174" x 36". (Border Type = Recessed, Recess = 2", Width = 2", Radii = 12")

DESIGN BY: TRT CHECKED BY: ADK/CAJ
PROJECT ID: U-2525B DIV: 07 DATE: October 2013

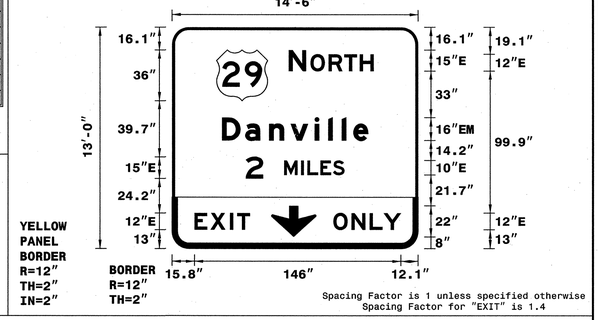

Spacing Factor is 1 unless specified otherwise
Spacing Factor for "EXIT" is 1.4

LETTER POSITIONS

Letter spacings are to start of next letter

																		Series/Size Text Length
	N		O	R	T	H												E 2000
82.5	12.2	3.1	12.8	11	11	9.7	31.5											59.9
	D	a	n	v	i	l	l	e										EM 2000
35.3	16.3	17	15.2	17	9.6	9.6	8.2	10.6	35.3									103.4
	2		M	I	L	E	S											E 2000
52.1	12.2	15	12	4.4	9.2	8.9	8.1	52.1										69.8
	E	X	I	T														E 2000
15.8	11.4	13.8	5	9	119													39.2
	O	N	L	Y														E 2000
114	12.8	12.8	10	12.2	12.1													47.9

SIGN NUMBER: 53B
TYPE: A (OVHD)
QUANTITY: 1

SIGN WIDTH: 14'-6"
HEIGHT: 13'-0"
TOTAL AREA: 188.5 Sq.Ft.

BORDER TYPE: FLUSH
RECESS: 2"
WIDTH: 2"
RADII: 10"

NO. Z BARS: 4
LENGTH: 166.0

BACKG COLOR: Green
COPY COLOR: White

SYMBOL	X	Y	WID	HT
M1_4	31.5	103.9	36	36
Type "C" Arrow	70	8	32	22

MAT'L: 0.125" ALUMINUM

NOTES:

1. Legend and border shall be direct applied Grade A reflective sheeting.
2. Shields shall be Grade A reflective sheeting on 0.032" aluminum and demountable.
3. Background shall be Grade C reflective sheeting.
4. Bottom panel shall be yellow Grade C sheeting Legend shall be direct applied black non-reflective sheeting. Yellow panel is 174" x 36". (Border Type = Recessed, Recess = 2", Width = 2", Radii = 10")

DESIGN BY: TRT CHECKED BY: ADK/CAJ
PROJECT ID: U-2525B DIV: 07 DATE: October 2013

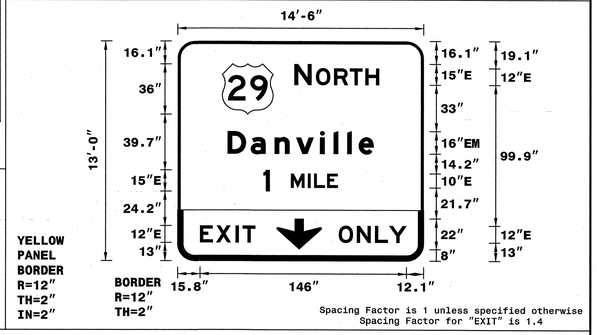

Spacing Factor is 1 unless specified otherwise
Spacing Factor for "EXIT" is 1.4

LETTER POSITIONS

Letter spacings are to start of next letter

																		Series/Size Text Length
	N		O	R	T	H												E 2000
82.5	12.2	3.1	12.8	11	11	9.7	31.5											59.9
	D	a	n	v	i	l	l	e										EM 2000
35.3	16.3	17	15.2	17	9.6	9.6	8.2	10.6	35.3									103.4
	1		M	I	L	E												E 2000
60.7	4.5	15	12	4.4	9.2	7.5	60.7											52.6
	E	X	I	T														E 2000
15.8	11.4	13.8	5	9	119													39.2
	O	N	L	Y														E 2000
114	12.8	12.8	10	12.2	12.1													47.9

SIGN NUMBER: 54B,76B,77B
TYPE: A (OVHD)
QUANTITY: 3

SIGN WIDTH: 14'-6"
HEIGHT: 3'-0"
TOTAL AREA: 43.5 Sq.Ft.

BORDER TYPE: RECESSED
RECESS: 2"
WIDTH: 2"
RADII: 6"

NO. Z BARS: 2
LENGTH: 166.0

BACKG COLOR: Yellow
COPY COLOR: Black

SYMBOL	X	Y	WID	HT

MAT'L: 0.125" ALUMINUM

NOTES:

1. Legend and border shall be direct applied non-reflective sheeting.
2. Background shall be Grade C reflective sheeting.

DESIGN BY: TRT CHECKED BY: ADK/CAJ
PROJECT ID: U-2525B DIV: 07 DATE: October 2013



Spacing Factor is 1 unless specified otherwise

LETTER POSITIONS

Letter spacings are to start of next letter

																		Series/Size Text Length
	A	L	L		T	R	A	F	F	I	C		E	X	I	T		E 2000
9.3	13.7	10.4	9	9	10.4	10.6	13.7	10.4	10.4	4.1	9.7	9	10.2	12.1	3.6	9	9.3	155.4

HNTB NORTH CAROLINA, P.C.
343 E. Six Forks Road, Suite 200
Raleigh, North Carolina 27609
NC License No: C-1554

SIGN DESIGNS

TIP NO.	SHEET NO.
U-2525B	SIGN-4M

APPROVED: _____

DATE: 1-06-2014

SEAL

NORTH CAROLINA PROFESSIONAL SEAL 20675 ENGINEER CHARLES A. JOHNSON III

SIGN NUMBER: 54C
TYPE: A (OVHD)
QUANTITY: 1
SIGN WIDTH: 14′-6″
HEIGHT: 10′-6″
TOTAL AREA: 152.3 Sq.Ft.
BORDER TYPE: FLUSH
RECESS: 0″
WIDTH: 2″
RADII: 12″
NO. Z BARS: 3
LENGTH: 166.0

BACKG COLOR: Green
COPY COLOR: White

SYMBOL	X	Y	WID	HT
M1_4	31.6	74	36	36
Type "C" Arrow	71	12.1	32	22

MAT'L: 0.125″ ALUMINUM

NOTES:
1. Legend and border shall be direct applied Grade A reflective sheeting.
2. Shields shall be Grade A reflective sheeting on 0.032″ aluminum and demountable.
3. Background shall be Grade C reflective sheeting.

DESIGN BY: TRT CHECKED BY: ADK/CAJ
PROJECT ID: U-2525B DIV: 07 DATE: October 2013

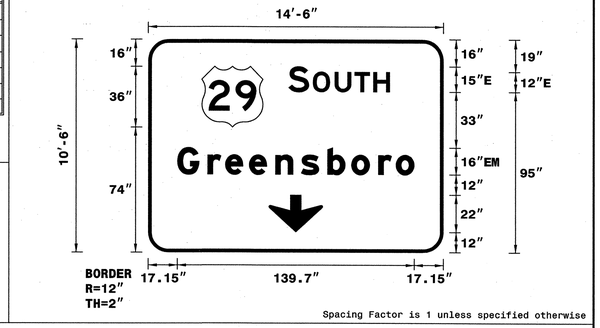

Spacing Factor is 1 unless specified otherwise

LETTER POSITIONS

Letter spacings are to start of next letter

																															Series/Size Text Length
		S		O	U	T	H																								E 2000
	82.6	12.2	2.2	12.8	11.8	11	9.7	31.6																							59.8
		G	r	e	e	n	s	b	o	r	o																				EM 2000
	17.2	17.8	10.4	14.1	15.5	15.2	15.5	14.1	15.8	10.4	10.9	17.2																			139.7

SIGN NUMBER: 55B
TYPE: A (OVHD)
QUANTITY: 1
SIGN WIDTH: 14′-6″
HEIGHT: 10′-6″
TOTAL AREA: 152.3 Sq.Ft.
BORDER TYPE: FLUSH
RECESS: 0″
WIDTH: 2″
RADII: 12″
NO. Z BARS: 3
LENGTH: 166.0

BACKG COLOR: Green
COPY COLOR: White

SYMBOL	X	Y	WID	HT
M1_4	30.6	75	36	36
Type "A" Arrow	71	5	22.6	35.6

MAT'L: 0.125″ ALUMINUM

NOTES:
1. Legend and border shall be direct applied Grade A reflective sheeting.
2. Shields shall be Grade A reflective sheeting on 0.032″ aluminum and demountable.
3. Background shall be Grade C reflective sheeting.
4. Bottom panel shall be yellow Grade C sheeting Legend shall be direct applied black non-reflective sheeting. Yellow panel is 174″ x 36″. (Border Type = Recessed, Recess = 2″, Width = 2″, Radii = 12″)

DESIGN BY: TRT CHECKED BY: ADK/CAJ
PROJECT ID: U-2525B DIV: 07 DATE: October 2013

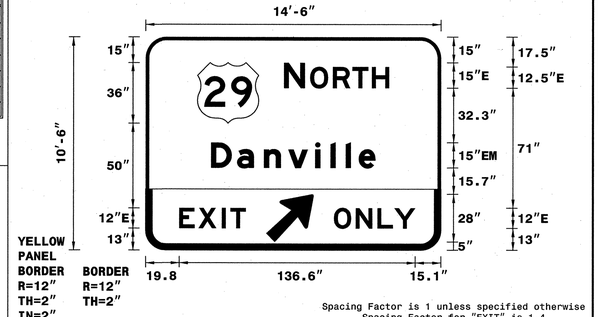

Spacing Factor is 1 unless specified otherwise
Spacing Factor for "EXIT" is 1.4

LETTER POSITIONS

Letter spacings are to start of next letter

																															Series/Size Text Length
		N		O	R	T	H																								E 2000
	81.6	12.2	3.2	13.4	11.5	11.5	10.1	30.6																							61.9
		D	a	n	v	i	l	l	e																						EM 2000
	38.5	15.3	15.9	14.3	15.9	9	9	7.6	9.9	38.6																					96.9
		E	X	I	T																										E 2000
	19.8	11.4	13.8	5	9	115																									36.7
		O	N	L	Y																										E 2000
	111	12.8	12.8	10	12.2	15.1																									47.9

SIGN NUMBER: 56B
TYPE: A (OVHD)
QUANTITY: 1
SIGN WIDTH: 13′-6″
HEIGHT: 5′-6″
TOTAL AREA: 74.3 Sq.Ft.
BORDER TYPE: FLUSH
RECESS: 0″
WIDTH: 2″
RADII: 6″
NO. Z BARS: 2
LENGTH: 154.0

BACKG COLOR: Green
COPY COLOR: White

SYMBOL	X	Y	WID	HT

MAT'L: 0.125″ ALUMINUM

NOTES:
1. Legend and border shall be direct applied Grade A reflective sheeting.
2. Background shall be Grade C reflective sheeting.

DESIGN BY: TRT CHECKED BY: ADK/CAJ
PROJECT ID: U-2525B DIV: 07 DATE: October 2013

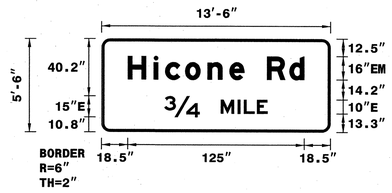

Spacing Factor is 1 unless specified otherwise

LETTER POSITIONS

Letter spacings are to start of next letter

																															Series/Size Text Length
		H	i	c	o	n	e		R	d																					EM 2000
	18.5	18.4	8.2	14.1	15.8	15.5	10.6	16	15.8	10.6	18.5																				125
		3/4		M	I	L	E																								E 2000
	44.5	25	15	12	4.4	9.2	7.5	44.5																							73.1

SIGN NUMBER: 57B
TYPE: A (OVHD)
QUANTITY: 1
SIGN WIDTH: 18′-0″
HEIGHT: 5′-6″
TOTAL AREA: 99.0 Sq.Ft.
BORDER TYPE: FLUSH
RECESS: 0″
WIDTH: 2″
RADII: 6″
NO. Z BARS: 2
LENGTH: 208.0

BACKG COLOR: Green
COPY COLOR: White

SYMBOL	X	Y	WID	HT
Type "A" Arrow	172	19.2	22.2	35
M1_4	49.2	15	36	36

MAT'L: 0.125″ ALUMINUM

NOTES:
1. Legend and border shall be direct applied Grade A reflective sheeting.
2. Shields shall be Grade A reflective sheeting on 0.032″ aluminum and demountable.
3. Background shall be Grade C reflective sheeting.

DESIGN BY: TRT CHECKED BY: ADK/CAJ
PROJECT ID: U-2525B DIV: 07 DATE: October 2013

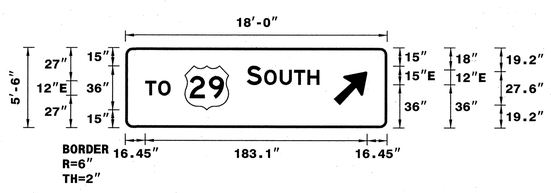

Spacing Factor is 1 unless specified otherwise

LETTER POSITIONS

Letter spacings are to start of next letter

																															Series/Size Text Length
		S		O	U	T	H																								E 2000
	100.2	12.2	2.2	12.8	11.8	11	9.7	56																							59.8
		T	O																												E 2000
	16.4	10.7	10.1	178.8																											20.8

HNTB NORTH CAROLINA, P.C.
343 E. Six Forks Road, Suite 200
Raleigh, North Carolina 27609
NC License No: C-1554

SIGN DESIGNS

TIP NO.	SHEET NO.
U-2525B	SIGN-4N

APPROVED: _____

DATE: 1-06-2014

SEAL

NORTH CAROLINA PROFESSIONAL SEAL 20675 ENGINEER CHARLES A. JOHNSON III

SIGN NUMBER: 58B,60B
TYPE: A (OVHD)
QUANTITY: 2
SIGN WIDTH: 17'-0"
HEIGHT: 12'-6"
TOTAL AREA: 212.5 Sq.Ft.
BORDER TYPE: FLUSH
RECESS: 0"
WIDTH: 2"
RADII: 12"
NO. Z BARS: 4
LENGTH: 196.0

BACKG COLOR: Green
COPY COLOR: White

SYMBOL	X	Y	WID	HT
M1_1	25.4	72	45	36
M1_1	102.5	72	45	36
Type "A" Arrow	158.4	24.2	22.2	35

MAT'L: 0.125" ALUMINUM

NOTES:
1. Legend and border shall be direct applied Grade A reflective sheeting.
2. Shields shall be Grade A reflective sheeting on 0.032" aluminum and demountable.
3. Background shall be Grade C reflective sheeting.

DESIGN BY: TRT CHECKED BY: ADK/CAJ
PROJECT ID: U-2525B DIV: 07 DATE: October 2013

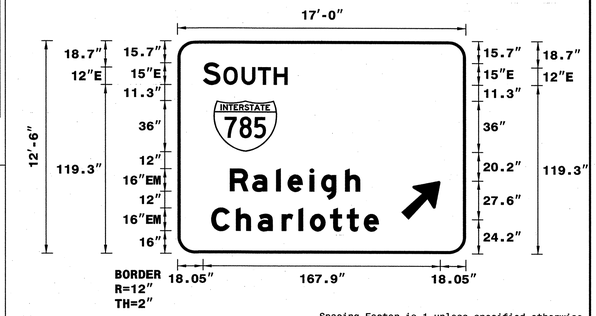

Spacing Factor is 1 unless specified otherwise

LETTER POSITIONS

Letter spacings are to start of next letter

																																Series/Size Text Length
		S		O	U	T	H																									E 2000
	18	12.2	2.2	12.8	11.8	11	9.7	126.2																								59.8
		E		A	S	T																										E 2000
	101.8	11.3	1.5	13.6	11	9	55.8																									46.4
		R	a	l	e	i	g	h																								EM 2000
	37	15.8	17	8.2	15.5	8.2	17	10.6	74.8																							92.2
		C	h	a	r	l	o	t	t	e																						EM 2000
	23.8	17.4	15.5	17	11.8	8.2	14.2	11.8	12	10.6	61.6																					118.6

SIGN NUMBER: 59B
TYPE: A (OVHD)
QUANTITY: 1
SIGN WIDTH: 13'-6"
HEIGHT: 14'-6"
TOTAL AREA: 195.8 Sq.Ft.
BORDER TYPE: FLUSH
RECESS: 0"
WIDTH: 2"
RADII: 12"
NO. Z BARS: 5
LENGTH: 154.0

BACKG COLOR: Green
COPY COLOR: White

SYMBOL	X	Y	WID	HT
M1_1	23.3	97.2	45	36

MAT'L: 0.125" ALUMINUM

NOTES:
1. Legend and border shall be direct applied Grade A reflective sheeting.
2. Shields shall be Grade A reflective sheeting on 0.032" aluminum and demountable.
3. Background shall be Grade C reflective sheeting.

DESIGN BY: TRT CHECKED BY: ADK/CAJ
PROJECT ID: U-2525B DIV: 07 DATE: October 2013

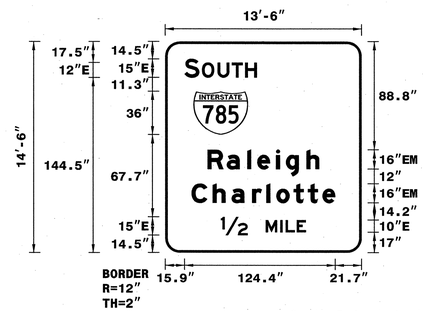

Spacing Factor is 1 unless specified otherwise

LETTER POSITIONS

Letter spacings are to start of next letter

																																Series/Size Text Length
		S		O	U	T	H																									E 2000
	15.9	12.2	2.2	12.8	11.8	11	9.7	86.3																								59.8
		R	a	l	e	i	g	h																								EM 2000
	34.9	15.8	17	8.2	15.5	8.2	17	10.6	34.9																							92.2
		C	h	a	r	l	o	t	t	e																						EM 2000
	21.7	17.4	15.5	17	11.8	8.2	14.2	11.8	12	10.6	21.7																					118.6
		1/2		M	I	L	E																									E 2000
	46	22	15	12	4.4	9.2	7.5	46																								70.1

SIGN NUMBER: 61B
TYPE: A (OVHD)
QUANTITY: 1
SIGN WIDTH: 14'-6"
HEIGHT: 9'-0"
TOTAL AREA: 130.5 Sq.Ft.
BORDER TYPE: FLUSH
RECESS: 0"
WIDTH: 2"
RADII: 12"
NO. Z BARS: 3
LENGTH: 166.0

BACKG COLOR: Green
COPY COLOR: White

SYMBOL	X	Y	WID	HT
Type "C" Arrow	70	8	32	22

MAT'L: 0.125" ALUMINUM

NOTES:
1. Legend and border shall be direct applied Grade A reflective sheeting.
2. Background shall be Grade C reflective sheeting.
3. Bottom panel shall be yellow Grade C sheeting Legend shall be direct applied black non-reflective sheeting. Yellow panel is 174" x 36". (Border Type = Recessed, Recess = 2", Width = 2", Radii = 12")

DESIGN BY: TRT CHECKED BY: ADK/CAJ
PROJECT ID: U-2525B DIV: 07 DATE: October 2013

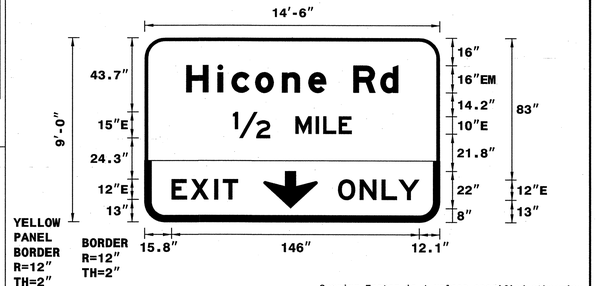

Spacing Factor is 1 unless specified otherwise
Spacing Factor for "EXIT" is 1.4

LETTER POSITIONS

Letter spacings are to start of next letter

																																Series/Size Text Length
		H	i	c	o	n	e		R	d																						EM 2000
	24.5	18.4	8.2	14.1	15.8	15.5	10.6	16	15.8	10.6	24.5																					125
		1/2		M	I	L	E																									E 2000
	52	22	15	12	4.4	9.2	7.5	52																								70.1
		E	X	I	T																											E 2000
	15.8	11.4	13.8	5	9	119																										39.2
		O	N	L	Y																											E 2000
	114	12.8	12.8	10	12.2	12.1																										47.9

SIGN NUMBER: 62
TYPE: A (OVHD)
QUANTITY: 1
SIGN WIDTH: 17'-0"
HEIGHT: 10'-6"
TOTAL AREA: 178.5 Sq.Ft.
BORDER TYPE: FLUSH
RECESS: 0"
WIDTH: 2"
RADII: 12"
NO. Z BARS: 3
LENGTH: 196.0

BACKG COLOR: Green
COPY COLOR: White

SYMBOL	X	Y	WID	HT
M1_4	46.6	74	36	36
Type "C" Arrow	14	12.1	32	22
Type "C" Arrow	158	12.1	32	22

MAT'L: 0.125" ALUMINUM

NOTES:
1. Legend and border shall be direct applied Grade A reflective sheeting.
2. Shields shall be Grade A reflective sheeting on 0.032" aluminum and demountable.
3. Background shall be Grade C reflective sheeting.

DESIGN BY: TRT CHECKED BY: ADK/CAJ
PROJECT ID: U-2525B DIV: 07 DATE: October 2013

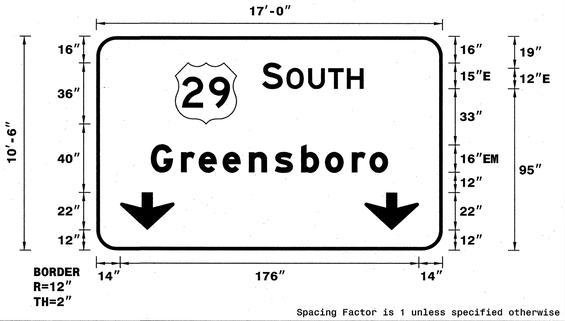

Spacing Factor is 1 unless specified otherwise

LETTER POSITIONS

Letter spacings are to start of next letter

																																Series/Size Text Length
		S		O	U	T	H																									E 2000
	97.6	12.2	2.2	12.8	11.8	11	9.7	46.6																								59.8
		G	r	e	e	n	s	b	o	r	o																					EM 2000
	32.2	17.8	10.4	14.1	15.5	15.2	15.5	14.1	15.8	10.4	10.9	32.2																				139.7

HNTB NORTH CAROLINA, P.C.
343 E. Six Forks Road, Suite 200
Raleigh, North Carolina 27609
NC License No: C-1554

SIGN DESIGNS

TIP NO.	SHEET NO.
U-2525B	SIGN-4O

APPROVED: _____

DATE: 1-06-2014

SEAL

NORTH CAROLINA PROFESSIONAL SEAL 20675 ENGINEER CHARLES A. JOHNSON III

SIGN NUMBER: 63B
TYPE: A (OVHD)
QUANTITY: 1
SIGN WIDTH: 14'-6"
HEIGHT: 13'-6"
TOTAL AREA: 195.8 Sq.Ft.
BORDER TYPE: FLUSH
RECESS: 0"
WIDTH: 2"
RADII: 12"
NO. Z BARS: 4
LENGTH: 166.0

BACKG COLOR: Green
COPY COLOR: White

SYMBOL	X	Y	WID	HT
M1_1	27.1	111	45	36
Type "A" Arrow	71	5	22.6	35.6

MAT'L: 0.125" ALUMINUM

NOTES:

1. Legend and border shall be direct applied Grade A reflective sheeting.
2. Shields shall be Grade A reflective sheeting on 0.032" aluminum and demountable.
3. Background shall be Grade C reflective sheeting.
4. Bottom panel shall be yellow Grade C sheeting Legend shall be direct applied black non-reflective sheeting. Yellow panel is 174" x 36". (Border Type = Recessed, Recess = 2", Width = 2", Radii = 12")

DESIGN BY: TRT CHECKED BY: ADK/CAJ
PROJECT ID: U-2525B DIV: 07 DATE: October 2013

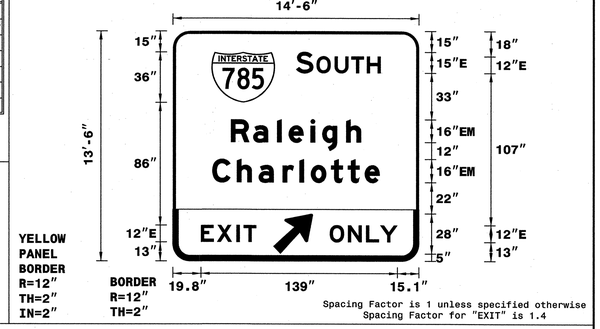

Spacing Factor is 1 unless specified otherwise
Spacing Factor for "EXIT" is 1.4

LETTER POSITIONS

Letter spacings are to start of next letter

																																	Series/Size Text Length
		S		O	U	T	H																											E 2000
	87.1	12.2	2.2	12.8	11.8	11	9.7	27.1																										59.8
		R	a	l	e	i	g	h																											EM 2000
	40.9	15.8	17	8.2	15.5	8.2	17	10.6	40.9																										92.2
		C	h	a	r	l	o	t	t	e																									EM 2000
	27.7	17.4	15.5	17	11.8	8.2	14.2	11.8	12	10.6	27.7																								118.6
		E	X	I	T																														E 2000
	19.8	11.4	13.8	5	9	115																													39.2
		O	N	L	Y																														E 2000
	111	12.8	12.8	10	12.2	15.1																													47.9

SIGN NUMBER: 64
TYPE: A (OVHD)
QUANTITY: 1
SIGN WIDTH: 17'-6"
HEIGHT: 10'-6"
TOTAL AREA: 183.8 Sq.Ft.
BORDER TYPE: FLUSH
RECESS: 0"
WIDTH: 2"
RADII: 12"
NO. Z BARS: 3
LENGTH: 202.0

BACKG COLOR: Green
COPY COLOR: White

SYMBOL	X	Y	WID	HT
M1_4	49.5	74	36	36
Type "C" Arrow	17	12	32	22
Type "C" Arrow	161	12	32	22

MAT'L: 0.125" ALUMINUM

NOTES:

1. Legend and border shall be direct applied Grade A reflective sheeting.
2. Shields shall be Grade A reflective sheeting on 0.032" aluminum and demountable.
3. Background shall be Grade C reflective sheeting.

DESIGN BY: TRT CHECKED BY: ADK/CAJ
PROJECT ID: U-2525B DIV: 07 DATE: October 2013

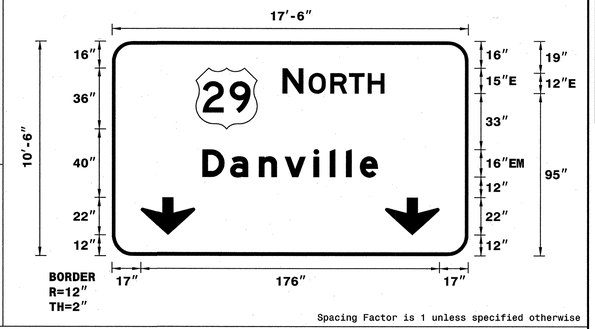

Spacing Factor is 1 unless specified otherwise

LETTER POSITIONS

Letter spacings are to start of next letter

																																			Series/Size Text Length
		N		O	R	T	H																													E 2000
	100.5	12.2	3.1	12.8	11	11	9.7	49.5																												59.9
		D	a	n	v	i	l	l	e																											EM 2000
	53.3	16.3	17	15.2	17	9.6	9.6	8.2	10.6	53.3																										103.4

SIGN NUMBER: 65
TYPE: A (OVHD)
QUANTITY: 1
SIGN WIDTH: 11'-0"
HEIGHT: 11'-0"
TOTAL AREA: 121.0 Sq.Ft.
BORDER TYPE: FLUSH
RECESS: 0.75"
WIDTH: 1.25"
RADII: 3"
NO. Z BARS: 3
LENGTH: 124.0

BACKG COLOR: Yellow
COPY COLOR: Black

SYMBOL	X	Y	WID	HT
Type "C" Arrow	50	8	32	22

MAT'L: 0.125" ALUMINUM

NOTES:

1. Legend and border shall be direct applied non-reflective sheeting.
2. Background shall be Grade C reflective sheeting.

DESIGN BY: TRT CHECKED BY: ADK/CAJ
PROJECT ID: U-2525B DIV: 07 DATE: October 2013

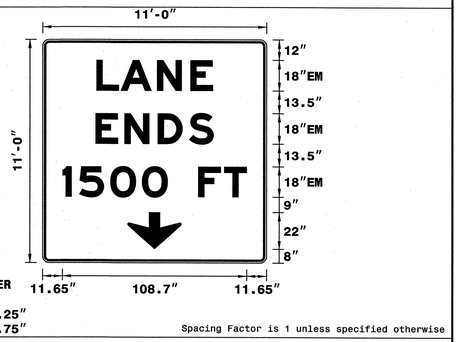

Spacing Factor is 1 unless specified otherwise

LETTER POSITIONS

Letter spacings are to start of next letter

																																			Series/Size Text Length
		L	A	N	E																															EM 2000
	31.6	14.4	21.4	19.6	13.3	31.6																													68.8
		E	N	D	S																															EM 2000
	31.2	17.1	19.6	18.4	14.6	31.2																													69.7
		1	5	0	0		F	T																												EM 2000
	11.6	9.9	18.4	16.7	15.1	18	15.3	13.3	11.6																											108.7

SIGN NUMBER: 66B
TYPE: A (OVHD)
QUANTITY: 1
SIGN WIDTH: 14'-6"
HEIGHT: 7'-0"
TOTAL AREA: 101.5 Sq.Ft.
BORDER TYPE: FLUSH
RECESS: 0"
WIDTH: 2"
RADII: 12"
NO. Z BARS: 2
LENGTH: 166.0

BACKG COLOR: Green
COPY COLOR: White

SYMBOL	X	Y	WID	HT
Type "C" Arrow	70	8	32	22

MAT'L: 0.125" ALUMINUM

NOTES:

1. Legend and border shall be direct applied Grade A reflective sheeting.
2. Background shall be Grade C reflective sheeting.
3. Bottom panel shall be yellow Grade C sheeting Legend shall be direct applied black non-reflective sheeting. Yellow panel is 174" x 36". (Border Type = Recessed, Recess = 2", Width = 2", Radii = 12")

DESIGN BY: TRT CHECKED BY: ADK/CAJ
PROJECT ID: U-2525B DIV: 07 DATE: October 2013

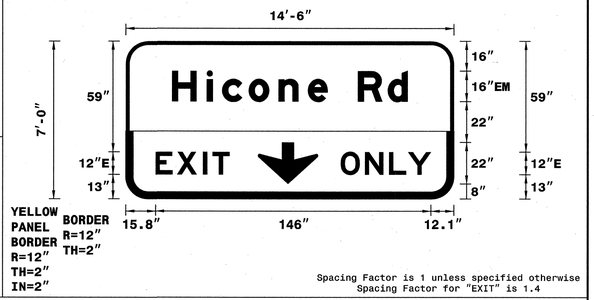

Spacing Factor is 1 unless specified otherwise
Spacing Factor for "EXIT" is 1.4

LETTER POSITIONS

Letter spacings are to start of next letter

																																			Series/Size Text Length
		H	i	c	o	n	e			R	d																									EM 2000
	24.5	18.4	8.2	14.1	15.8	15.5	10.6	16		15.8	10.6	24.5																							125
		E	X	I	T																															E 2000
	15.8	11.4	13.8	5	9	119																													39.2
		O	N	L	Y																														E 2000
	114	12.8	12.8	10	12.2	12.1																													47.9

HNTB NORTH CAROLINA, P.C.
343 E. Six Forks Road, Suite 200
Raleigh, North Carolina 27609
NC License No: C-1554

SIGN DESIGNS

TIP NO.	SHEET NO.
U-2525B	SIGN-4P

APPROVED:

DATE: 1-06-2014

SEAL

NORTH CAROLINA PROFESSIONAL SEAL 20675 ENGINEER CHARLES A. JOHNSON III

SIGN NUMBER: 67
TYPE: A (OVHD)
QUANTITY: 1
SIGN WIDTH: 21'-6"
HEIGHT: 8'-6"
TOTAL AREA: 182.8 Sq.Ft.
BORDER TYPE: FLUSH
RECESS: 0"
WIDTH: 2"
RADII: 12"
NO. Z BARS: 3
LENGTH: 250.0

BACKG COLOR: Green
COPY COLOR: White

SYMBOL	X	Y	WID	HT

MAT'L: 0.125" ALUMINUM

NOTES:

1. Legend and border shall be direct applied Grade A reflective sheeting.
2. Background shall be Grade C reflective sheeting.

DESIGN BY: TRT CHECKED BY: ADK/CAJ
PROJECT ID: U-2525B DIV: 07 DATE: October 2013

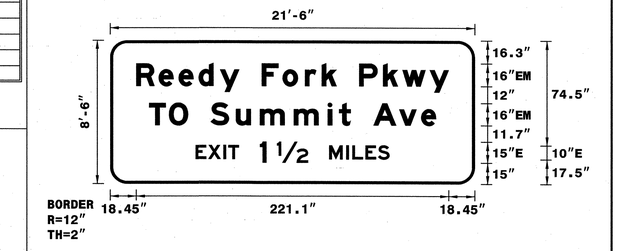

Spacing Factor is 1 unless specified otherwise

LETTER POSITIONS

Letter spacings are to start of next letter

																		Series/Size Text Length
		R	e	e	d	y		F	o	r	k		P	k	w	y		EM 2000
	18.4	15.8	14.1	14.1	15.2	13.6	16	14.7	15.8	11.8	10.6	16	16.8	13.8	19.2	13.6	18.4	221.1
		T	O		S	u	m	m	i	t		A	v	e				EM 2000
	27.5	14.1	13.4	16	17.9	17	24	24	8	8.3	16	18.2	15.5	10.6	27.5			203
		E	X	I	T		1		1/2		M	I	L	E	S			E 2000
	60.4	8.9	10.7	3.5	7.5	15	4.5	7.5	22	15	12	4.4	9.2	8.9	8.1	60.4		137.2

SIGN NUMBER: 69B
TYPE: A (OVHD)
QUANTITY: 1
SIGN WIDTH: 18'-6"
HEIGHT: 3'-6"
TOTAL AREA: 64.8 Sq.Ft.
BORDER TYPE: RECESSED
RECESS: 0.75"
WIDTH: 1.25"
RADII: 3"
NO. Z BARS: 2
LENGTH: 214.0

BACKG COLOR: Yellow
COPY COLOR: Black

SYMBOL	X	Y	WID	HT

MAT'L: 0.125" ALUMINUM

NOTES:

1. Legend and border shall be direct applied non-reflective sheeting.
2. Background shall be Grade C reflective sheeting.

DESIGN BY: TRT CHECKED BY: ADK/CAJ
PROJECT ID: U-2525B DIV: 07 DATE: October 2013

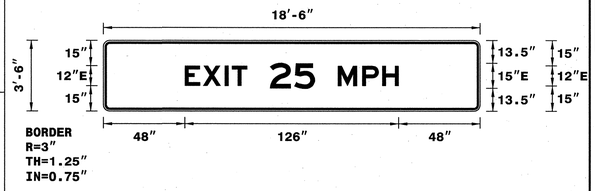

Spacing Factor is 1 unless specified otherwise

LETTER POSITIONS

Letter spacings are to start of next letter

																		Series/Size Text Length
		E	X	I	T													E 2000
	48	10.7	12.8	4.2	9	137.3												36.7
		M	P	H														E 2000
	138.1	14.4	11.8	9.7	48													35.9
		2	5															E 2000
	98.2	14.3	12.2	97.4														26.4

SIGN NUMBER: 69C
TYPE: A (OVHD)
QUANTITY: 1
SIGN WIDTH: 18'-6"
HEIGHT: 7'-0"
TOTAL AREA: 129.5 Sq.Ft.
BORDER TYPE: FLUSH
RECESS: 0"
WIDTH: 2"
RADII: 12"
NO. Z BARS: 2
LENGTH: 214.0

BACKG COLOR: Green
COPY COLOR: White

SYMBOL	X	Y	WID	HT
Type "A" Arrow	16.8	5	22.6	35.6
Type "A" Arrow	177.2	5	22.6	35.6

MAT'L: 0.125" ALUMINUM

NOTES:

1. Legend and border shall be direct applied Grade A reflective sheeting.
2. Background shall be Grade C reflective sheeting.
3. Bottom panel shall be yellow Grade C sheeting Legend shall be direct applied black non-reflective sheeting. Yellow panel is 222" x 36". (Border Type = Recessed, Recess = 2", Width = 2", Radii = 12")

DESIGN BY: TRT CHECKED BY: ADK/CAJ
PROJECT ID: U-2525B DIV: 07 DATE: October 2013

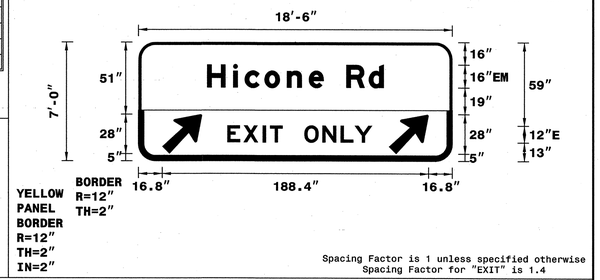

Spacing Factor is 1 unless specified otherwise
Spacing Factor for "EXIT" is 1.4

LETTER POSITIONS

Letter spacings are to start of next letter

																		Series/Size Text Length
		H	i	c	o	n	e		R	d								EM 2000
	48.5	18.4	8.2	14.1	15.8	15.5	10.6	16	15.8	10.6	48.5							125
		E	X	I	T													E 2000
	62.9	11.4	13.8	5	9	120												39.2
		O	N	L	Y													E 2000
	117.4	12.8	12.8	10	12.2	56.7												47.9

SIGN NUMBER: 70B
TYPE: A (OVHD)
QUANTITY: 1
SIGN WIDTH: 19'-6"
HEIGHT: 17'-6"
TOTAL AREA: 341.3 Sq.Ft.
BORDER TYPE: FLUSH
RECESS: 0"
WIDTH: 2"
RADII: 12"
NO. Z BARS: 6
LENGTH: 226.0

BACKG COLOR: Green
COPY COLOR: White

SYMBOL	X	Y	WID	HT
M1_1	49.5	129.6	45	36

MAT'L: 0.125" ALUMINUM

NOTES:

1. Legend and border shall be direct applied Grade A reflective sheeting.
2. Shields shall be Grade A reflective sheeting on 0.032" aluminum and demountable.
3. Background shall be Grade C reflective sheeting.

DESIGN BY: TRT CHECKED BY: ADK/CAJ
PROJECT ID: U-2525B DIV: 07 DATE: October 2013

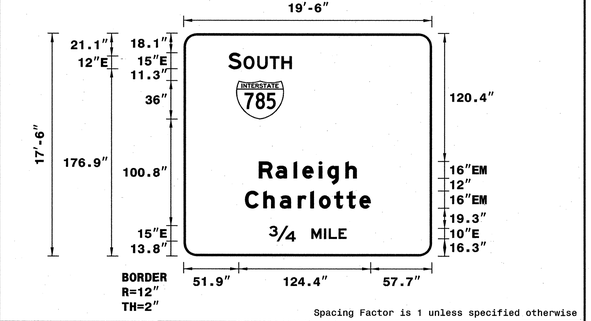

Spacing Factor is 1 unless specified otherwise

LETTER POSITIONS

Letter spacings are to start of next letter

																		Series/Size Text Length
		S		O	U	T	H											E 2000
	42.1	12.2	2.2	12.8	11.8	11	9.7	132.1										59.8
		R	a	l	e	i	g	h										EM 2000
	70.9	15.8	17	8.2	15.5	8.2	17	10.6	70.9									92.2
		C	h	a	r	l	o	t	t	e								EM 2000
	57.7	17.4	15.5	17	11.8	8.2	14.2	11.8	12	10.6	57.7							118.6
		3/4		M	I	L	E											E 2000
	80.5	25	15	12	4.4	9.2	7.5	80.5										73.1

HNTB NORTH CAROLINA, P.C.
343 E. Six Forks Road, Suite 200
Raleigh, North Carolina 27609
NC License No: C-1554

SIGN DESIGNS

TIP NO.	SHEET NO.
U-2525B	SIGN-4Q

APPROVED: _____

DATE: 1-06-2014

SEAL

NORTH CAROLINA PROFESSIONAL ENGINEER SEAL 20675 CHARLES A. JOHNSON III

SIGN NUMBER: 71B
TYPE: A (OVHD)
QUANTITY: 1
SIGN WIDTH: 17'-0"
HEIGHT: 4'-0"
TOTAL AREA: 68.0 Sq.Ft.
BORDER TYPE: FLUSH
RECESS: 0"
WIDTH: 2"
RADII: 6"
NO. Z BARS: 2
LENGTH: 196.0

BACKG COLOR: Green
COPY COLOR: White

SYMBOL	X	Y	WID	HT
Type "A" Arrow	158.7	10.2	22.2	35

MAT'L: 0.125" ALUMINUM

NOTES:
1. Legend and border shall be direct applied Grade A reflective sheeting.
2. Background shall be Grade C reflective sheeting.
3. Center arrow vertically on the sign.

DESIGN BY: TRT
PROJECT ID: U-2525B
CHECKED BY: ADK/CAJ
DIV: 07
DATE: October 2013

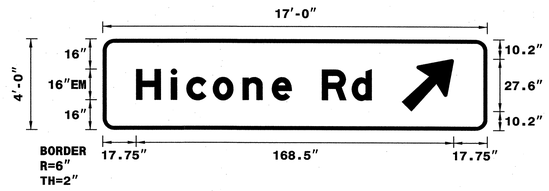

Spacing Factor is 1 unless specified otherwise

LETTER POSITIONS

Letter spacings are to start of next letter

																															Series/Size Text Length
		H	i	c	o	n	e		R	d																					EM 2000
	17.7	18.4	8.2	14.1	15.8	15.5	10.6	16	15.8	10.6	61.3																				125

SIGN NUMBER: 72B
TYPE: A (OVHD)
QUANTITY: 1
SIGN WIDTH: 19'-6"
HEIGHT: 17'-6"
TOTAL AREA: 341.3 Sq.Ft.
BORDER TYPE: FLUSH
RECESS: 0"
WIDTH: 2"
RADII: 12"
NO. Z BARS: 6
LENGTH: 226.0

BACKG COLOR: Green
COPY COLOR: White

SYMBOL	X	Y	WID	HT
M1_1	49.5	129.6	45	36

MAT'L: 0.125" ALUMINUM

NOTES:
1. Legend and border shall be direct applied Grade A reflective sheeting.
2. Shields shall be Grade A reflective sheeting on 0.032" aluminum and demountable.
3. Background shall be Grade C reflective sheeting.

DESIGN BY: TRT
PROJECT ID: U-2525B
CHECKED BY: ADK/CAJ
DIV: 07
DATE: October 2013

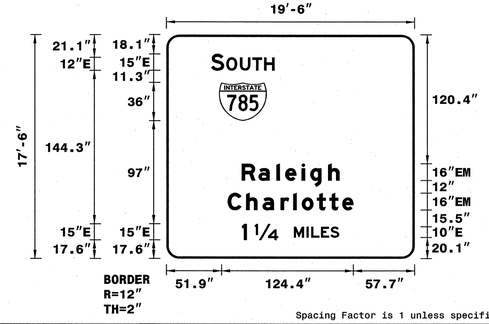

Spacing Factor is 1 unless specified otherwise

LETTER POSITIONS

Letter spacings are to start of next letter

																															Series/Size Text Length
		S		O	U	T	H																								E 2000
	42.1	12.2	2.2	12.8	11.8	11	9.7	32.1																							59.8
		R	a	l	e	i	g	h																							EM 2000
	70.9	15.8	17	8.2	15.5	8.2	17	10.6	70.9																						92.2
		C	h	a	r	l	o	t	t	e																					EM 2000
	57.7	17.4	15.5	17	11.8	8.2	14.2	11.8	12	10.6	57.7																				118.6
		1		1/4		M	I	L	E	S																					E 2000
	71.2	4.5	7.5	22	15	12	4.4	9.2	8.9	8.1	71.2																				91.6

SIGN NUMBER: 73B
TYPE: A (OVHD)
QUANTITY: 1
SIGN WIDTH: 13'-6"
HEIGHT: 5'-6"
TOTAL AREA: 74.3 Sq.Ft.
BORDER TYPE: FLUSH
RECESS: 0"
WIDTH: 2"
RADII: 6"
NO. Z BARS: 2
LENGTH: 154.0

BACKG COLOR: Green
COPY COLOR: White

SYMBOL	X	Y	WID	HT

MAT'L: 0.125" ALUMINUM

NOTES:
1. Legend and border shall be direct applied Grade A reflective sheeting.
2. Background shall be Grade C reflective sheeting.

DESIGN BY: TRT
PROJECT ID: U-2525B
CHECKED BY: ADK/CAJ
DIV: 07
DATE: October 2013

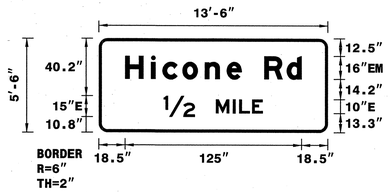

Spacing Factor is 1 unless specified otherwise

LETTER POSITIONS

Letter spacings are to start of next letter

																															Series/Size Text Length
		H	i	c	o	n	e		R	d																					EM 2000
	18.5	18.4	8.2	14.1	15.8	15.5	10.6	16	15.8	10.6	18.5																				125
		1/2		M	I	L	E																								E 2000
	46	22	15	12	4.4	9.2	7.5	46																							70.1

SIGN NUMBER: 74
TYPE: A (OVHD)
QUANTITY: 1
SIGN WIDTH: 19'-6"
HEIGHT: 10'-6"
TOTAL AREA: 204.8 Sq.Ft.
BORDER TYPE: FLUSH
RECESS: 0"
WIDTH: 2"
RADII: 12"
NO. Z BARS: 3
LENGTH: 226.0

BACKG COLOR: Green
COPY COLOR: White

SYMBOL	X	Y	WID	HT
M1_1	67.1	74.2	36	36

MAT'L: 0.125" ALUMINUM

NOTES:
1. Legend and border shall be direct applied Grade A reflective sheeting.
2. Shields shall be Grade A reflective sheeting on 0.032" aluminum and demountable.
3. Background shall be Grade C reflective sheeting.

DESIGN BY: TRT
PROJECT ID: U-2525B
CHECKED BY: ADK/CAJ
DIV: 07
DATE: October 2013

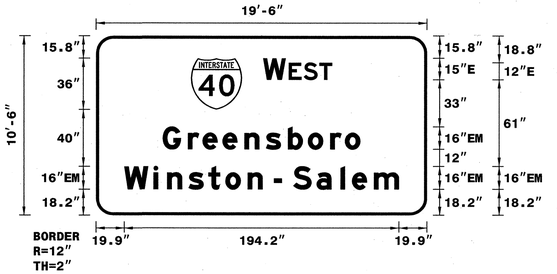

Spacing Factor is 1 unless specified otherwise

LETTER POSITIONS

Letter spacings are to start of next letter

																															Series/Size Text Length
		W		E	S	T																									E 2000
	118.1	15.9	2.2	10.7	11	9	67.1																								48.8
		G	r	e	e	n	s	b	o	r	o																				EM 2000
	47.2	17.8	10.4	14.1	15.5	15.2	15.5	14.1	15.8	10.4	10.9	47.2																			139.7
		W	i	n	s	t	o	n		-		S	a	l	e	m															EM 2000
	19.9	20.8	9.6	15.2	13.9	12	15.8	10.6	8	5.6	8	16.5	17	8.2	15.5	17.6	19.9														194.2

HNTB NORTH CAROLINA, P.C.
343 E. Six Forks Road, Suite 200
Raleigh, North Carolina 27609
NC License No: C-1554

SIGN DESIGNS

TIP NO.	SHEET NO.
U-2525B	SIGN-4R

APPROVED: _____

DATE: 1-06-2014

SEAL

NORTH CAROLINA PROFESSIONAL SEAL 20675 ENGINEER CHARLES A. JOHNSON III

SIGN NUMBER: 75
TYPE: A (OVHD)
QUANTITY: 1
SIGN WIDTH: 10'-0"
HEIGHT: 11'-0"
TOTAL AREA: 110.0 Sq.Ft.
BORDER TYPE: FLUSH
RECESS: 0.75"
WIDTH: 1.25"
RADII: 3"
NO. Z BARS: 3
LENGTH: 112.0

BACKG COLOR: Yellow
COPY COLOR: Black

SYMBOL	X	Y	WID	HT
Type "C" Arrow	44	8	32	22

MAT'L: 0.125" ALUMINUM

NOTES:
1. Legend and border shall be direct applied non-reflective sheeting.
2. Background shall be Grade C reflective sheeting.

DESIGN BY: TRT CHECKED BY: ADK/CAJ
PROJECT ID: U-2525B DIV: 07 DATE: October 2013

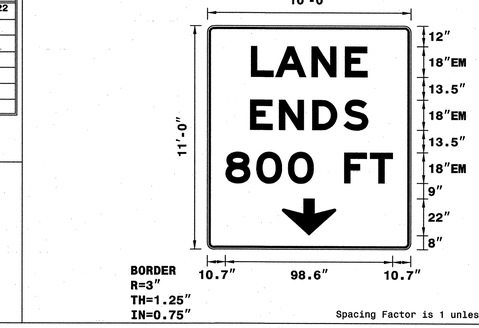

Spacing Factor is 1 unless specified otherwise

LETTER POSITIONS

Letter spacings are to start of next letter

																														Series/Size Text Length
		L	A	N	E																									EM 2000
	25.6	14.4	21.4	19.6	13.3	25.6																								68.8
		E	N	D	S																									EM 2000
	25.2	17.1	19.6	18.4	14.6	25.2																								69.7
		8	0	0		F	T																							EM 2000
	10.7	18.2	18.7	15.1	18	15.3	13.3	10.7																						98.6

SIGN NUMBER: 76C
TYPE: A (OVHD)
QUANTITY: 1
SIGN WIDTH: 14'-6"
HEIGHT: 10'-6"
TOTAL AREA: 152.3 Sq.Ft.
BORDER TYPE: FLUSH
RECESS: 0"
WIDTH: 2"
RADII: 12"
NO. Z BARS: 3
LENGTH: 166.0

BACKG COLOR: Green
COPY COLOR: White

SYMBOL	X	Y	WID	HT
M1_4	31.6	72.3	36	36

MAT'L: 0.125" ALUMINUM

NOTES:
1. Legend and border shall be direct applied Grade A reflective sheeting.
2. Shields shall be Grade A reflective sheeting on 0.032" aluminum and demountable.
3. Background shall be Grade C reflective sheeting.

DESIGN BY: TRT CHECKED BY: ADK/CAJ
PROJECT ID: U-2525B DIV: 07 DATE: October 2013

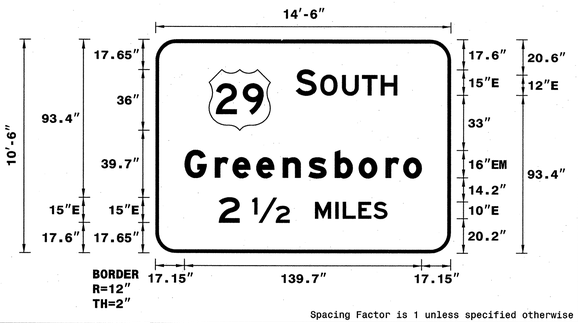

Spacing Factor is 1 unless specified otherwise

LETTER POSITIONS

Letter spacings are to start of next letter

																														Series/Size Text Length
		S		O	U	T	H																							E 2000
	82.6	12.2	2.3	12.8	11.8	11	9.7	31.6																						59.8
		G	r	e	e	n	s	b	o	r	o																			EM 2000
	17.2	17.8	10.4	14.1	15.5	15.2	15.5	14.1	15.8	10.4	10.9	17.2																		139.7
		2		1/2		M	I	L	E	S																				E 2000
	37.4	12.2	7.5	22	15	12	4.4	9.2	8.9	8.1	37.4																			99.2

SIGN NUMBER: 77C
TYPE: A (OVHD)
QUANTITY: 1
SIGN WIDTH: 14'-6"
HEIGHT: 10'-6"
TOTAL AREA: 152.3 Sq.Ft.
BORDER TYPE: FLUSH
RECESS: 0"
WIDTH: 2"
RADII: 12"
NO. Z BARS: 3
LENGTH: 166.0

BACKG COLOR: Green
COPY COLOR: White

SYMBOL	X	Y	WID	HT
M1_4	31.6	72.4	36	36

MAT'L: 0.125" ALUMINUM

NOTES:
1. Legend and border shall be direct applied Grade A reflective sheeting.
2. Shields shall be Grade A reflective sheeting on 0.032" aluminum and demountable.
3. Background shall be Grade C reflective sheeting.

DESIGN BY: TRT CHECKED BY: ADK/CAJ
PROJECT ID: U-2525B DIV: 07 DATE: October 2013

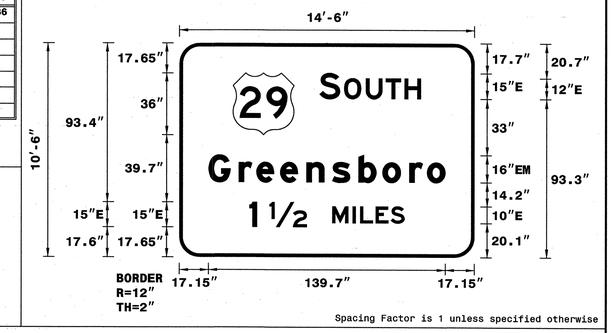

Spacing Factor is 1 unless specified otherwise

LETTER POSITIONS

Letter spacings are to start of next letter

																														Series/Size Text Length
		S		O	U	T	H																							E 2000
	82.6	12.2	2.3	12.8	11.8	11	9.7	31.6																						59.8
		G	r	e	e	n	s	b	o	r	o																			EM 2000
	17.2	17.8	10.4	14.1	15.5	15.2	15.5	14.1	15.8	10.4	10.9	17.2																		139.7
		1		1/2		M	I	L	E	S																				E 2000
	41.2	4.5	7.5	22	15	12	4.4	9.2	8.9	8.1	41.2																			91.6

SIGN NUMBER: 79B
TYPE: A (OVHD)
QUANTITY: 1
SIGN WIDTH: 14'-6"
HEIGHT: 8'-0"
TOTAL AREA: 116.0 Sq.Ft.
BORDER TYPE: FLUSH
RECESS: 0"
WIDTH: 2"
RADII: 12"
NO. Z BARS: 3
LENGTH: 166.0

BACKG COLOR: Green
COPY COLOR: White

SYMBOL	X	Y	WID	HT
M1_4	48	43.2	36	36

MAT'L: 0.125" ALUMINUM

NOTES:
1. Legend and border shall be direct applied Grade A reflective sheeting.
2. Shields shall be Grade A reflective sheeting on 0.032" aluminum and demountable.
3. Background shall be Grade C reflective sheeting.

DESIGN BY: TRT CHECKED BY: ADK/CAJ
PROJECT ID: U-2525B DIV: 07 DATE: October 2013

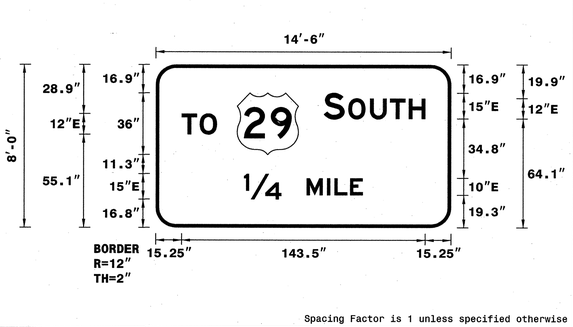

Spacing Factor is 1 unless specified otherwise

LETTER POSITIONS

Letter spacings are to start of next letter

																														Series/Size Text Length
		S		O	U	T	H																							E 2000
	99	12.2	2.2	12.8	11.8	11	9.7	15.2																						59.8
		T	O																											E 2000
	15.2	10.7	10.1	138																										20.8
		1/4		M	I	L	E																							E 2000
	52	22	15	12	4.4	9.2	7.5	52																						70.1

HNTB NORTH CAROLINA, P.C.
343 E. Six Forks Road, Suite 200
Raleigh, North Carolina 27609
NC License No: C-1554

SIGN DESIGNS

TIP NO.	SHEET NO.
U-2525B	SIGN-4S

APPROVED: _____

DATE: 1-06-2014

SEAL

NORTH CAROLINA PROFESSIONAL SEAL 20675 ENGINEER CHARLES A. JOHNSON III

SIGN NUMBER: 78B
TYPE: A (OVHD)
QUANTITY: 1
SIGN WIDTH: 14′-6″
HEIGHT: 8′-0″
TOTAL AREA: 116.0 Sq.Ft.
BORDER TYPE: FLUSH
RECESS: 0″
WIDTH: 2″
RADII: 12″
NO. Z BARS: 3
LENGTH: 166.0

BACKG COLOR: Green
COPY COLOR: White

SYMBOL	X	Y	WID	HT
M1_4	48	43.2	36	36

MAT'L: 0.125″ ALUMINUM

NOTES:

1. Legend and border shall be direct applied Grade A reflective sheeting.
2. Shields shall be Grade A reflective sheeting on 0.032″ aluminum and demountable.
3. Background shall be Grade C reflective sheeting.

DESIGN BY: TRT CHECKED BY: ADK/CAJ
PROJECT ID: U-2525B DIV: 07 DATE: October 2013

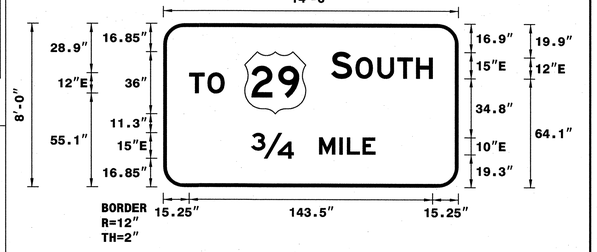

Spacing Factor is 1 unless specified otherwise

LETTER POSITIONS

Letter spacings are to start of next letter

									Series/Size Text Length
	S		O	U	T	H			E 2000
99	12.2	2.2	12.8	11.8	11	9.7	15.2		59.8
	T	O							E 2000
15.2	10.7	10.1	138						20.8
	3/4		M	I	L	E			E 2000
52	25	15	12	4.4	9.2	7.5	49		73.1

SIGN NUMBER: 1A,4A,6A,31A, 33A,34A
TYPE: B (OVHD)
QUANTITY: 6
SIGN WIDTH: 11′-0″
HEIGHT: 2′-6″
TOTAL AREA: 27.5 Sq.Ft.
BORDER TYPE: FLUSH
RECESS: 0″
WIDTH: 2″
RADII: 3″
NO. Z BARS: 2
LENGTH: 124.0

BACKG COLOR: Green
COPY COLOR: White

SYMBOL	X	Y	WID	HT

MAT'L: 0.125″ ALUMINUM

NOTES:

1. Legend and border shall be direct applied Grade A reflective sheeting.
2. Background shall be Grade C reflective sheeting.

DESIGN BY: TRT CHECKED BY: ADK/CAJ
PROJECT ID: U-2525B DIV: 07 DATE: October 2013



Spacing Factor is 1 unless specified otherwise
Spacing Factor for "EXIT" is 1.2

LETTER POSITIONS

Letter spacings are to start of next letter

									Series/Size Text Length
	E	X	I	T					E 2000
29.3	9.2	11.1	3.8	7.5	71				31.6
	1	3	1						E 2000
76	7.5	14.7	4.5	29.3					26.7

SIGN NUMBER: 2A,7A
TYPE: B (OVHD)
QUANTITY: 2
SIGN WIDTH: 11′-0″
HEIGHT: 2′-6″
TOTAL AREA: 27.5 Sq.Ft.
BORDER TYPE: FLUSH
RECESS: 0″
WIDTH: 2″
RADII: 3″
NO. Z BARS: 2
LENGTH: 124.0

BACKG COLOR: Green
COPY COLOR: White

SYMBOL	X	Y	WID	HT

MAT'L: 0.125″ ALUMINUM

NOTES:

1. Legend and border shall be direct applied Grade A reflective sheeting.
2. Background shall be Grade C reflective sheeting.

DESIGN BY: TRT CHECKED BY: ADK/CAJ
PROJECT ID: U-2525B DIV: 07 DATE: October 2013



Spacing Factor is 1 unless specified otherwise
Spacing Factor for "EXIT" is 1.2

LETTER POSITIONS

Letter spacings are to start of next letter

									Series/Size Text Length
	E	X	I	T					E 2000
25.7	9.2	11.1	3.8	7.5	74.6				31.6
	1	2	9						E 2000
72.4	7.5	14.3	12.2	25.7					33.9

SIGN NUMBER: 3A,10A,16A, 25A,26A,39A
TYPE: B (OVHD)
QUANTITY: 6
SIGN WIDTH: 11′-0″
HEIGHT: 2′-6″
TOTAL AREA: 27.5 Sq.Ft.
BORDER TYPE: FLUSH
RECESS: 0″
WIDTH: 2″
RADII: 3″
NO. Z BARS: 2
LENGTH: 124.0

BACKG COLOR: Green
COPY COLOR: White

SYMBOL	X	Y	WID	HT

MAT'L: 0.125″ ALUMINUM

NOTES:

1. Legend and border shall be direct applied Grade A reflective sheeting.
2. Background shall be Grade C reflective sheeting.

DESIGN BY: TRT CHECKED BY: ADK/CAJ
PROJECT ID: U-2525B DIV: 07 DATE: October 2013



Spacing Factor is 1 unless specified otherwise
Spacing Factor for "EXIT" is 1.2

LETTER POSITIONS

Letter spacings are to start of next letter

									Series/Size Text Length
	E	X	I	T					E 2000
25.7	9.2	11.1	3.8	7.5	74.6				31.6
	1	3	2						E 2000
72.4	7.5	14.2	12.2	25.7					33.9

HNTB NORTH CAROLINA, P.C.
343 E. Six Forks Road, Suite 200
Raleigh, North Carolina 27609
NC License No: C-1554

SIGN DESIGNS

TIP NO.	SHEET NO.
U-2525B	SIGN-4T

APPROVED: [signature]

DATE: 1-06-2014

SEAL

NORTH CAROLINA PROFESSIONAL ENGINEER SEAL 20675 CHARLES A. JOHNSON III

SIGN NUMBER: 11A,14A,36A, 40A,41A,46A
BACKG COLOR: Green
COPY COLOR: White
TYPE: B (OVHD)
QUANTITY: 6
SIGN WIDTH: 9′-6″
HEIGHT: 2′-6″
TOTAL AREA: 23.8 Sq.Ft.
BORDER TYPE: FLUSH
RECESS: 0″
WIDTH: 2″
RADII: 3″
NO. Z BARS: 2
LENGTH: 106.0

SYMBOL	X	Y	WID	HT

MAT'L: 0.125″ ALUMINUM

NOTES:

1. Legend and border shall be direct applied Grade A reflective sheeting.
2. Background shall be Grade C reflective sheeting.

DESIGN BY: TRT
CHECKED BY: ADK/CAJ
PROJECT ID: U-2525B
DIV: 07
DATE: October 2013

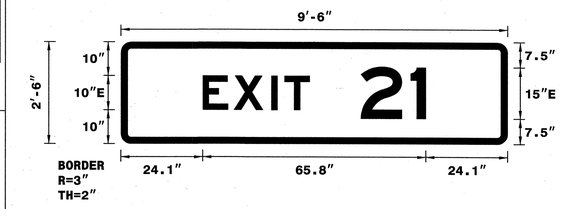

Spacing Factor is 1 unless specified otherwise
Spacing Factor for "EXIT" is 1.2

LETTER POSITIONS

Letter spacings are to start of next letter

		E	X	I	T			Series/Size Text Length
	24.1	9.2	11.1	3.8	7.5	58.3		E 2000 31.6
		2	1					E 2000 19.2
	70.7	14.7	4.5	24.1				

SIGN NUMBER: 15A,21A,23A, 24A,29A
BACKG COLOR: Green
COPY COLOR: White
TYPE: B (OVHD)
QUANTITY: 5
SIGN WIDTH: 11′-0″
HEIGHT: 2′-6″
TOTAL AREA: 27.5 Sq.Ft.
BORDER TYPE: FLUSH
RECESS: 0″
WIDTH: 2″
RADII: 3″
NO. Z BARS: 2
LENGTH: 124.0

SYMBOL	X	Y	WID	HT

MAT'L: 0.125″ ALUMINUM

NOTES:

1. Legend and border shall be direct applied Grade A reflective sheeting.
2. Background shall be Grade C reflective sheeting.

DESIGN BY: TRT
CHECKED BY: ADK/CAJ
PROJECT ID: U-2525B
DIV: 07
DATE: October 2013

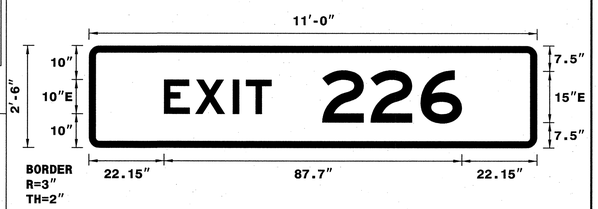

Spacing Factor is 1 unless specified otherwise
Spacing Factor for "EXIT" is 1.2

LETTER POSITIONS

Letter spacings are to start of next letter

		E	X	I	T			Series/Size Text Length
	22.1	9.2	11.1	3.8	7.5	78.2		E 2000 31.6
		2	2	6				E 2000 41.1
	68.8	14.3	14.7	12.2	22.1			

SIGN NUMBER: 17A,20A,22A 27A,30A
BACKG COLOR: Green
COPY COLOR: White
TYPE: B (OVHD)
QUANTITY: 5
SIGN WIDTH: 11′-0″
HEIGHT: 2′-6″
TOTAL AREA: 27.5 Sq.Ft.
BORDER TYPE: FLUSH
RECESS: 0″
WIDTH: 2″
RADII: 3″
NO. Z BARS: 2
LENGTH: 124.0

SYMBOL	X	Y	WID	HT

MAT'L: 0.125″ ALUMINUM

NOTES:

1. Legend and border shall be direct applied Grade A reflective sheeting.
2. Background shall be Grade C reflective sheeting.

DESIGN BY: TRT
CHECKED BY: ADK/CAJ
PROJECT ID: U-2525B
DIV: 07
DATE: October 2013

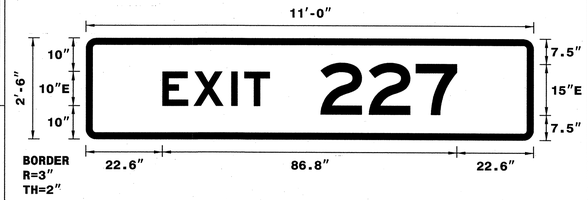

Spacing Factor is 1 unless specified otherwise
Spacing Factor for "EXIT" is 1.2

LETTER POSITIONS

Letter spacings are to start of next letter

		E	X	I	T			Series/Size Text Length
	22.6	9.2	11.1	3.8	7.5	77.8		E 2000 31.6
		2	2	7				E 2000 40.2
	69.2	14.2	13.8	12.2	22.6			

SIGN NUMBER: 44A,48A,49A, 51A
BACKG COLOR: Green
COPY COLOR: White
TYPE: B (OVHD)
QUANTITY: 4
SIGN WIDTH: 9′-6″
HEIGHT: 2′-6″
TOTAL AREA: 23.8 Sq.Ft.
BORDER TYPE: FLUSH
RECESS: 0″
WIDTH: 2″
RADII: 3″
NO. Z BARS: 2
LENGTH: 106.0

SYMBOL	X	Y	WID	HT

MAT'L: 0.125″ ALUMINUM

NOTES:

1. Legend and border shall be direct applied Grade A reflective sheeting.
2. Background shall be Grade C reflective sheeting.

DESIGN BY: TRT
CHECKED BY: ADK/CAJ
PROJECT ID: U-2525B
DIV: 07
DATE: October 2013

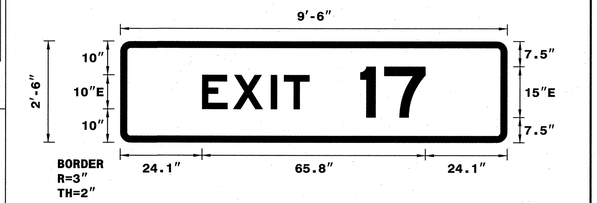

Spacing Factor is 1 unless specified otherwise
Spacing Factor for "EXIT" is 1.2

LETTER POSITIONS

Letter spacings are to start of next letter

		E	X	I	T			Series/Size Text Length
	24.1	9.2	11.1	3.8	7.5	58.3		E 2000 31.6
		1	7					E 2000 19.2
	70.7	7.5	12.2	24.1				

HNTB NORTH CAROLINA, P.C.
343 E. Six Forks Road, Suite 200
Raleigh, North Carolina 27609
NC License No: C-1554

SIGN DESIGNS

TIP NO.	SHEET NO.
U-2525B	SIGN-4U

APPROVED: _____

DATE: 1-06-2014

SEAL

NORTH CAROLINA PROFESSIONAL SEAL 20675 ENGINEER CHARLES A. JOHNSON III

SIGN NUMBER: 45A,46A,47A,50A
TYPE: B (OVHD)
QUANTITY: 4
SIGN WIDTH: 9'-6"
HEIGHT: 2'-6"
TOTAL AREA: 23.8 Sq.Ft.
BORDER TYPE: FLUSH
RECESS: 0"
WIDTH: 2"
RADII: 3"
NO. Z BARS: 2
LENGTH: 106.0

BACKG COLOR: Green
COPY COLOR: White

SYMBOL	X	Y	WID	HT

MAT'L: 0.125" ALUMINUM

NOTES:

1. Legend and border shall be direct applied Grade A reflective sheeting.
2. Background shall be Grade C reflective sheeting.

DESIGN BY: TRT
PROJECT ID: U-2525B
CHECKED BY: ADK/CAJ
DIV: 07
DATE: October 2013

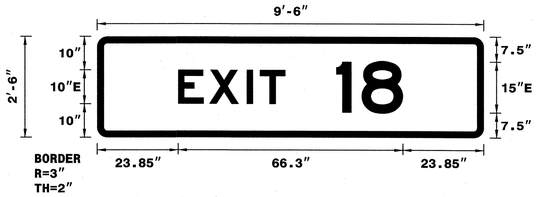

Spacing Factor is 1 unless specified otherwise
Spacing Factor for "EXIT" is 1.2

LETTER POSITIONS

Letter spacings are to start of next letter

		E	X	I	T			Series/Size Text Length
	23.9	9.2	11.1	3.8	7.5	58.5		E 2000 31.6
		1	8					E 2000
	70.5	7.5	12.2	23.9				19.7

SIGN NUMBER: 52A,53A,55A
TYPE: B (OVHD)
QUANTITY: 3
SIGN WIDTH: 11'-6"
HEIGHT: 2'-6"
TOTAL AREA: 28.8 Sq.Ft.
BORDER TYPE: FLUSH
RECESS: 0"
WIDTH: 2"
RADII: 3"
NO. Z BARS: 2
LENGTH: 130.0

BACKG COLOR: Green
COPY COLOR: White

SYMBOL	X	Y	WID	HT

MAT'L: 0.125" ALUMINUM

NOTES:

1. Legend and border shall be direct applied Grade A reflective sheeting.
2. Background shall be Grade C reflective sheeting.

DESIGN BY: TRT
PROJECT ID: U-2525B
CHECKED BY: ADK/CAJ
DIV: 07
DATE: October 2013



Spacing Factor is 1 unless specified otherwise

LETTER POSITIONS

Letter spacings are to start of next letter

		E	X	I	T			Series/Size Text Length
	25.3	9.2	11.1	3.8	7.5	81.1		E 2000 31.6
		1	4		B			E 2000
	71.9	7	14.1	7.5	12.2	25.3		40.8

SIGN NUMBER: 54A,76A,77A
TYPE: B (OVHD)
QUANTITY: 3
SIGN WIDTH: 11'-6"
HEIGHT: 2'-6"
TOTAL AREA: 28.8 Sq.Ft.
BORDER TYPE: FLUSH
RECESS: 0"
WIDTH: 2"
RADII: 3"
NO. Z BARS: 2
LENGTH: 130.0

BACKG COLOR: Green
COPY COLOR: White

SYMBOL	X	Y	WID	HT

MAT'L: 0.125" ALUMINUM

NOTES:

1. Legend and border shall be direct applied Grade A reflective sheeting.
2. Background shall be Grade C reflective sheeting.

DESIGN BY: TRT
PROJECT ID: U-2525B
CHECKED BY: ADK/CAJ
DIV: 07
DATE: October 2013



Spacing Factor is 1 unless specified otherwise
Spacing Factor for "EXIT" is 1.2

LETTER POSITIONS

Letter spacings are to start of next letter

		E	X	I	T			Series/Size Text Length
	23.7	9.2	11.1	3.8	7.5	82.7		E 2000 31.6
		1	4		A			E 2000
	70.3	7.1	14.1	7.5	15.3	23.7		44

SIGN NUMBER: 56A,61A,66A, 69A,71A,73A
TYPE: B (OVHD)
QUANTITY: 6
SIGN WIDTH: 11'-0"
HEIGHT: 2'-6"
TOTAL AREA: 27.5 Sq.Ft.
BORDER TYPE: FLUSH
RECESS: 0"
WIDTH: 2"
RADII: 3"
NO. Z BARS: 2
LENGTH: 124.0

BACKG COLOR: Green
COPY COLOR: White

SYMBOL	X	Y	WID	HT

MAT'L: 0.125" ALUMINUM

NOTES:

1. Legend and border shall be direct applied Grade A reflective sheeting.
2. Background shall be Grade C reflective sheeting.

DESIGN BY: TRT
PROJECT ID: U-2525B
CHECKED BY: ADK/CAJ
DIV: 07
DATE: October 2013



Spacing Factor is 1 unless specified otherwise
Spacing Factor for "EXIT" is 1.2

LETTER POSITIONS

Letter spacings are to start of next letter

		E	X	I	T			Series/Size Text Length
	25.7	9.2	11.1	3.8	7.5	74.6		E 2000 31.6
		1	3	6				E 2000
	72.4	7.5	14.7	12.2	25.3			34.4

HNTB NORTH CAROLINA, P.C.
343 E. Six Forks Road, Suite 200
Raleigh, North Carolina 27609
NC License No: C-1554

SIGN DESIGNS

TIP NO.	SHEET NO.
U-2525B	SIGN-4V

APPROVED: _____

DATE: 1-06-2014

SEAL

NORTH CAROLINA PROFESSIONAL SEAL 20675 ENGINEER CHARLES A. JOHNSON III

SIGN NUMBER: 58A,63A,70A,72A
TYPE: B (OVHD)
QUANTITY: 4
SIGN WIDTH: 11′-0″
HEIGHT: 2′-6″
TOTAL AREA: 27.5 Sq.Ft.
BORDER TYPE: FLUSH
RECESS: 0″
WIDTH: 2″
RADII: 3″
NO. Z BARS: 2
LENGTH: 124.0

BACKG COLOR: Green
COPY COLOR: White

SYMBOL	X	Y	WID	HT

MAT'L: 0.125″ ALUMINUM

NOTES:

1. Legend and border shall be direct applied Grade A reflective sheeting.
2. Background shall be Grade C reflective sheeting.

DESIGN BY: TRT CHECKED BY: ADK/CAJ
PROJECT ID: U-2525B DIV: 07 DATE: October 2013



Spacing Factor is 1 unless specified otherwise
Spacing Factor for "EXIT" is 1.2

LETTER POSITIONS

Letter spacings are to start of next letter

																															Series/Size Text Length
		E	X	I	T																										E 2000
	25	9.2	11.1	3.8	7.5	75.4																									31.6
		1	3	5																											E 2000
	72.4	7.5	14.2	12.2	25.7																										35.4

SIGN NUMBER: 57A,78A,79A
TYPE: A (OVHD)
QUANTITY: 3
SIGN WIDTH: 13′-0″
HEIGHT: 2′-6″
TOTAL AREA: 32.5 Sq.Ft.
BORDER TYPE: FLUSH
RECESS: 0″
WIDTH: 2″
RADII: 3″
NO. Z BARS: 2
LENGTH: 148.0

BACKG COLOR: Green
COPY COLOR: White

SYMBOL	X	Y	WID	HT

MAT'L: 0.125″ ALUMINUM

NOTES:

1. Legend and border shall be direct applied Grade A reflective sheeting.
2. Background shall be Grade C reflective sheeting.

DESIGN BY: TRT CHECKED BY: ADK/CAJ
PROJECT ID: U-2525B DIV: 07 DATE: October 2013



Spacing Factor is 1 unless specified otherwise

LETTER POSITIONS

Letter spacings are to start of next letter

																															Series/Size Text Length
	27.2	E 9.2	X 11.1	I 3.8	T 7.5	97.2																									E 2000 31.6
	74.5	1 7.5	3 14.2	5 12.2	7.5	B 12.2	27.9																									E 2000 53.6

SIGN NUMBER: 59A,60A
TYPE: A (OVHD)
QUANTITY: 2
SIGN WIDTH: 13′-0″
HEIGHT: 2′-6″
TOTAL AREA: 32.5 Sq.Ft.
BORDER TYPE: FLUSH
RECESS: 0″
WIDTH: 2″
RADII: 3″
NO. Z BARS: 2
LENGTH: 148.0

BACKG COLOR: Green
COPY COLOR: White

SYMBOL	X	Y	WID	HT

MAT'L: 0.125″ ALUMINUM

NOTES:

1. Legend and border shall be direct applied Grade A reflective sheeting.
2. Background shall be Grade C reflective sheeting.

DESIGN BY: TRT CHECKED BY: ADK/CAJ
PROJECT ID: U-2525B DIV: 07 DATE: October 2013



Spacing Factor is 1 unless specified otherwise
Spacing Factor for "EXIT" is 1.2

LETTER POSITIONS

Letter spacings are to start of next letter

																															Series/Size Text Length
	25.6	E 9.2	X 11.1	I 3.8	T 7.5	98.8																									E 2000 31.6
	73	1 7.5	3 14.3	5 12.2	7.5	A 15.3	26.3																									E 2000 56.7

SIGN NUMBER: 101
TYPE: A
QUANTITY: 1
SIGN WIDTH: 18′-0″
HEIGHT: 9′-6″
TOTAL AREA: 171.0 Sq.Ft.
BORDER TYPE: FLUSH
RECESS: 0″
WIDTH: 3″
RADII: 12″
NO. Z BARS: 3
LENGTH: 208.0

BACKG COLOR: Green
COPY COLOR: White

SYMBOL	X	Y	WID	HT
M1_1	58.5	48.8	48	48

MAT'L: 0.125″ ALUMINUM

NOTES:

1. Legend and border shall be direct applied Grade C reflective sheeting.
2. Shields shall be Grade C reflective sheeting on 0.032″ aluminum and demountable.
3. Background shall be Grade C reflective sheeting.

DESIGN BY: TRT CHECKED BY: ADK/CAJ
PROJECT ID: U-2525B DIV: 07 DATE: October 2013

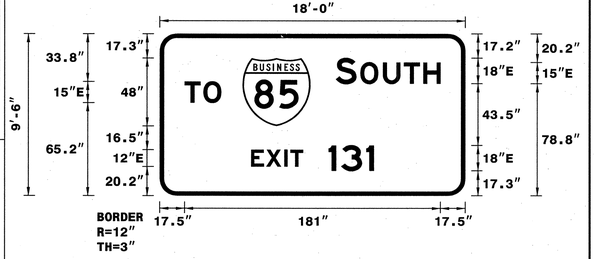

Spacing Factor is 1 unless specified otherwise

LETTER POSITIONS

Letter spacings are to start of next letter

																															Series/Size Text Length
	124.5	S 14.6	2.8	O 16	U 14.7	T 13.8	H 12.2	17.5																							E 2000 74
	17.5	T 13.4	O 12.6	172.5																											E 2000 26
	64.6	E 10.7	X 12.8	I 4.2	T 9	18	1 9	3 17.6	1 5.4	64.6																					E 2000 86.8

HNTB NORTH CAROLINA, P.C.
343 E. Six Forks Road, Suite 200
Raleigh, North Carolina 27609
NC License No: C-1554

SIGN DESIGNS

TIP NO.	SHEET NO.
U-2525B	SIGN-4W

APPROVED: _____

DATE: 1-06-2014

SEAL

NORTH CAROLINA PROFESSIONAL SEAL 20675 ENGINEER CHARLES A. JOHNSON III

SIGN NUMBER: 102,104
TYPE: A
QUANTITY: 2
SIGN WIDTH: 15'-0"
HEIGHT: 9'-6"
TOTAL AREA: 142.5 Sq.Ft.
BORDER TYPE: FLUSH
RECESS: 0"
WIDTH: 3"
RADII: 12"
NO. Z BARS: 3
LENGTH: 172.0

BACKG COLOR: Green
COPY COLOR: White

SYMBOL	X	Y	WID	HT
M1_1	20	48.8	48	48

MAT'L: 0.125" ALUMINUM

NOTES:
1. Legend and border shall be direct applied Grade C reflective sheeting.
2. Shields shall be Grade C refelctive sheeting on 0.032" aluminum and demountable.
3. Background shall be Grade C reflective sheeting.

DESIGN BY: TRT CHECKED BY: ADK/CAJ
PROJECT ID: U-2525B DIV: 07 DATE: October 2013

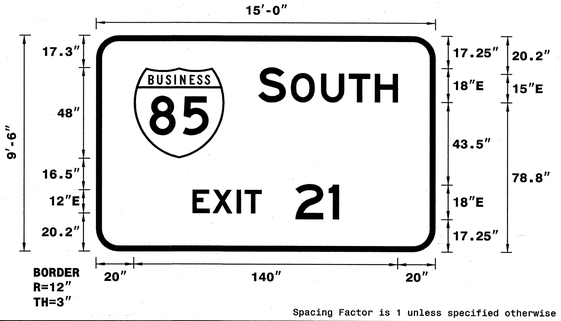

Spacing Factor is 1 unless specified otherwise

LETTER POSITIONS

Letter spacings are to start of next letter

																																Series/Size Text Length
		S		O	U	T	H																									E 2000
	86	14.6	2.8	16	14.7	13.8	12.2	20																								74
		E	X	I	T		2	1																								E 2000
	51.1	10.7	12.8	4.2	9	18	17.6	5.4	51.1																							77.8

SIGN NUMBER: 103
TYPE: A
QUANTITY: 1
SIGN WIDTH: 12'-6"
HEIGHT: 16'-0"
TOTAL AREA: 200.0 Sq.Ft.
BORDER TYPE: FLUSH
RECESS: 0"
WIDTH: 2"
RADII: 12"
NO. Z BARS: 6
LENGTH: 142.0

BACKG COLOR: Green
COPY COLOR: White

SYMBOL	X	Y	WID	HT
M1_1	29.3	116	24	24
M1_4	96.7	116	24	24
M1_4	29.3	41.4	24	24
M1_4	93.7	41.4	30	24

MAT'L: 0.125" ALUMINUM

NOTES:
1. Legend and border shall be direct applied Grade C reflective sheeting.
2. Shields shall be Grade C reflective sheeting on 0.032" aluminum and demountable.
3. Background shall be Grade C reflective sheeting.

DESIGN BY: TRT CHECKED BY: ADK/CAJ
PROJECT ID: U-2525B DIV: 07 DATE: October 2013

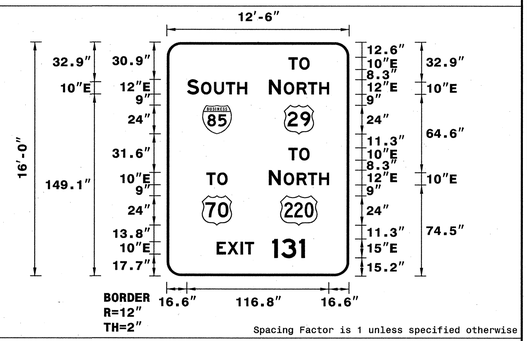

Spacing Factor is 1 unless specified otherwise

LETTER POSITIONS

Letter spacings are to start of next letter

																																Series/Size Text Length
		T	O																													E 2000
	100	8.9	8.4	32.7																												17.3
		S		O	U	T	H																									E 2000
	16.6	9.7	1.8	10.7	9.8	9.2	8.1	84.1																								49.4
		N		O	R	T	H																									E 2000
	83.9	9.7	2.6	10.7	9.2	9.2	8.1	16.6																								49.5
		T	O																													E 2000
	100	8.9	8.4	32.7																												17.3
		T	O																													E 2000
	32.6	8.9	8.4	100.1																												17.3
		N		O	R	T	H																									E 2000
	83.9	9.7	2.6	10.7	9.2	9.2	8.1	16.6																								49.5
		E	X	I	T			1	3	1																						E 2000
	41.2	8.9	10.7	3.5	7.5	15	7.5	14.7	4.5	36.5																						72.3

SIGN NUMBER: 105B
TYPE: A
QUANTITY: 1
SIGN WIDTH: 21'-6"
HEIGHT: 12'-6"
TOTAL AREA: 268.8 Sq.Ft.
BORDER TYPE: FLUSH
RECESS: 0"
WIDTH: 2"
RADII: 12"
NO. Z BARS: 4
LENGTH: 250.0

BACKG COLOR: Green
COPY COLOR: White

SYMBOL	X	Y	WID	HT
M1_4	111	97.7	36	36

MAT'L: 0.125" ALUMINUM

NOTES:
1. Legend and border shall be direct applied Grade C reflective sheeting.
2. Shields shall be Grade C reflective sheeting on 0.032" aluminum and demountable.
3. Background shall be Grade C reflective sheeting.

DESIGN BY: TRT CHECKED BY: ADK/CAJ
PROJECT ID: U-2525B DIV: 07 DATE: October 2013

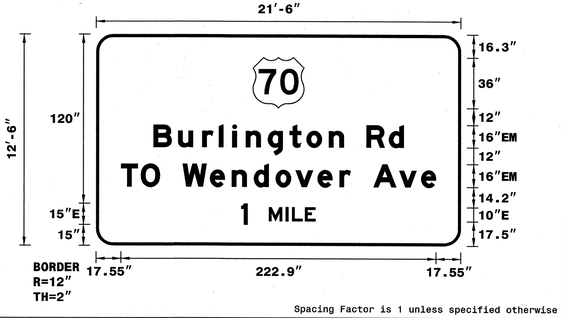

Spacing Factor is 1 unless specified otherwise

LETTER POSITIONS

Letter spacings are to start of next letter

																																Series/Size Text Length
		B	u	r	l	i	n	g	t	o	n		R	d																		EM 2000
	40.4	17.4	17	11.8	9.6	9.6	15.5	15.4	12	15.8	10.6	16	15.8	10.6	40.4																	177.1
		T	O		W	e	n	d	o	v	e	r		A	v	e																	EM 2000
	17.6	14.1	13.4	16	19.4	15.5	15.5	15.5	14.1	15.5	15.5	8	16	18.2	15.5	10.6	17.6																222.9
		1		M	I	L	E																										E 2000
	102.7	4.5	15	12	4.4	9.2	7.5	102.7																									52.6

SIGN NUMBER: 106B
TYPE: A
QUANTITY: 1
SIGN WIDTH: 21'-6"
HEIGHT: 12'-6"
TOTAL AREA: 268.8 Sq.Ft.
BORDER TYPE: FLUSH
RECESS: 0"
WIDTH: 2"
RADII: 12"
NO. Z BARS: 4
LENGTH: 250.0

BACKG COLOR: Green
COPY COLOR: White

SYMBOL	X	Y	WID	HT
M1_4	111	97.7	36	36

MAT'L: 0.125" ALUMINUM

NOTES:
1. Legend and border shall be direct applied Grade C reflective sheeting.
2. Shields shall be Grade C reflective sheeting on 0.032" aluminum and demountable.
3. Background shall be Grade C reflective sheeting.

DESIGN BY: TRT CHECKED BY: ADK/CAJ
PROJECT ID: U-2525B DIV: 07 DATE: October 2013

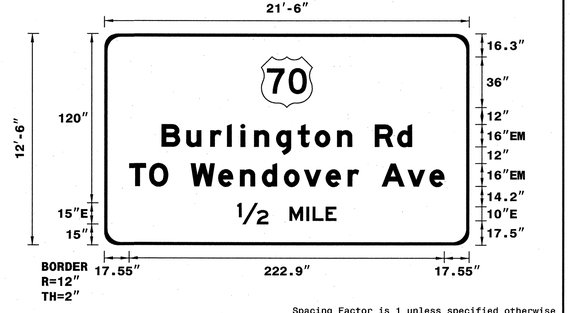

Spacing Factor is 1 unless specified otherwise

LETTER POSITIONS

Letter spacings are to start of next letter

																																Series/Size Text Length
		B	u	r	l	i	n	g	t	o	n		R	d																		EM 2000
	40.4	17.4	17	11.8	9.6	9.6	15.5	15.4	12	15.8	10.6	16	15.8	10.6	40.4																	177.1
		T	O		W	e	n	d	o	v	e	r		A	v	e																	EM 2000
	17.6	14.1	13.4	16	19.4	15.5	15.5	15.5	14.1	15.5	15.5	8	16	18.2	15.5	10.6	17.6																222.9
		1/2		M	I	L	E																										E 2000
	94	22	15	12	4.4	9.2	7.5	94																									70.1

HNTB NORTH CAROLINA, P.C.
343 E. Six Forks Road, Suite 200
Raleigh, North Carolina 27609
NC License No: C-1554

SIGN DESIGNS

TIP NO.	SHEET NO.
U-2525B	SIGN-4X

APPROVED: _____

DATE: 1-06-2014

SEAL

NORTH CAROLINA PROFESSIONAL SEAL 20675 ENGINEER CHARLES A. JOHNSON III

SIGN NUMBER: 107B
TYPE: A
QUANTITY: 1
SIGN WIDTH: 21'-6"
HEIGHT: 12'-6"
TOTAL AREA: 268.8 Sq.Ft.
BORDER TYPE: FLUSH
RECESS: 0"
WIDTH: 2"
RADII: 12"
NO. Z BARS: 4
LENGTH: 250.0

BACKG COLOR: Green
COPY COLOR: White

SYMBOL	X	Y	WID	HT
M1_4	111	97.7	36	36

MAT'L: 0.125" ALUMINUM

NOTES:
1. Legend and border shall be direct applied Grade C reflective sheeting.
2. Shields shall be Grade C reflective sheeting on 0.032" aluminum and demountable.
3. Background shall be Grade C reflective sheeting.

DESIGN BY: TRT CHECKED BY: ADK/CAJ
PROJECT ID: U-2525B DIV: 07 DATE: October 2013

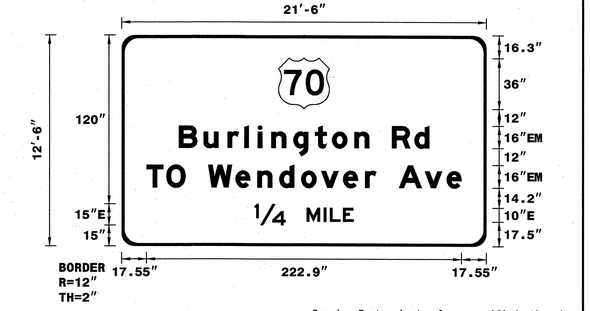

Spacing Factor is 1 unless specified otherwise

LETTER POSITIONS

Letter spacings are to start of next letter

																															Series/Size Text Length
	B	u	r	l	i	n	g	t	o	n		R	d																		EM 2000
40.4	17.4	17	11.8	9.6	9.6	15.5	15.4	12	15.8	10.6	16	15.8	10.6	40.4																	177.1
	T	O		W	e	n	d	o	v	e	r		A	v	e																EM 2000
17.6	14.1	13.4	16	19.4	15.5	15.5	15.5	14.1	15.5	15.5	8	16	18.2	15.5	10.6	17.6															222.9
	1/4		M	I	L	E																									E 2000
94	22	15	12	4.4	9.2	7.5	94																								70.1

SIGN NUMBER: 108B
TYPE: A
QUANTITY: 1
SIGN WIDTH: 19'-0"
HEIGHT: 5'-6"
TOTAL AREA: 104.5 Sq.Ft.
BORDER TYPE: FLUSH
RECESS: 0"
WIDTH: 2"
RADII: 9"
NO. Z BARS: 2
LENGTH: 220.0

BACKG COLOR: Green
COPY COLOR: White

SYMBOL	X	Y	WID	HT

MAT'L: 0.125" ALUMINUM

NOTES:
1. Legend and border shall be direct applied Grade C reflective sheeting.
2. Background shall be Grade C reflective sheeting.

DESIGN BY: TRT CHECKED BY: ADK/CAJ
PROJECT ID: U-2525B DIV: 07 DATE: October 2013

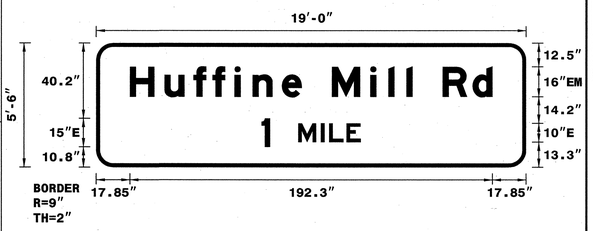

Spacing Factor is 1 unless specified otherwise

LETTER POSITIONS

Letter spacings are to start of next letter

																															Series/Size Text Length
	H	u	f	f	i	n	e		M	i	l	l		R	d																EM 2000
17.8	18.4	15.4	10.1	11.7	9.6	15.5	10.6	16	20.3	9.6	9.6	3.2	16	15.8	10.6	17.8															192.3
	1		M	I	L	E																									E 2000
87.7	4.5	15	12	4.4	9.2	7.5	87.7																								52.6

SIGN NUMBER: 109B
TYPE: A
QUANTITY: 1
SIGN WIDTH: 19'-0"
HEIGHT: 5'-6"
TOTAL AREA: 104.5 Sq.Ft.
BORDER TYPE: FLUSH
RECESS: 0"
WIDTH: 2"
RADII: 9"
NO. Z BARS: 2
LENGTH: 220.0

BACKG COLOR: Green
COPY COLOR: White

SYMBOL	X	Y	WID	HT

MAT'L: 0.125" ALUMINUM

NOTES:
1. Legend and border shall be direct applied Grade C reflective sheeting.
2. Background shall be Grade C reflective sheeting.

DESIGN BY: TRT CHECKED BY: ADK/CAJ
PROJECT ID: U-2525B DIV: 07 DATE: October 2013

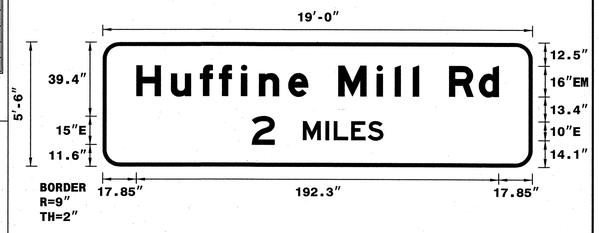

Spacing Factor is 1 unless specified otherwise

LETTER POSITIONS

Letter spacings are to start of next letter

																															Series/Size Text Length
	H	u	f	f	i	n	e		M	i	l	l		R	d																EM 2000
17.8	18.4	15.4	10.1	11.7	9.6	15.5	10.6	16	20.3	9.6	9.6	3.2	16	15.8	10.6	17.8															192.3
	2		M	I	L	E	S																								E 2000
79.1	12.2	15	12	4.4	9.2	8.9	8.1	79.1																							69.8

SIGN NUMBER: 110A
TYPE: B
QUANTITY: 1
SIGN WIDTH: 10'-0"
HEIGHT: 4'-0"
TOTAL AREA: 40.0 Sq.Ft.
BORDER TYPE: RECESSED
RECESS: 0.75"
WIDTH: 1.25"
RADII: 3"
NO. Z BARS: 2
LENGTH: 112.0

BACKG COLOR: Yellow
COPY COLOR: Black

SYMBOL	X	Y	WID	HT

MAT'L: 0.125" ALUMINUM

NOTES:
1. Legend and border shall be direct applied non-reflective sheeting.
2. Background shall be Grade C reflective sheeting.

DESIGN BY: TRT CHECKED BY: ADK/CAJ
PROJECT ID: U-2525B DIV: 07 DATE: October 2013

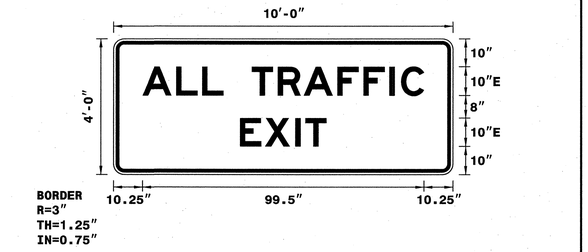

Spacing Factor is 1 unless specified otherwise

LETTER POSITIONS

Letter spacings are to start of next letter

																															Series/Size Text Length
	A	L	L		T	R	A	F	F	I	C																				E 2000
10.3	11.9	9.2	7.5	10	9.2	9.2	11.9	9.2	9.2	4.1	8.1	10.3																			99.5
	E	X	I	T																											E 2000
44.7	8.9	10.7	3.5	7.5	44.7																										30.6

HNTB NORTH CAROLINA, P.C.
343 E. Six Forks Road, Suite 200
Raleigh, North Carolina 27609
NC License No: C-1554

SIGN DESIGNS

TIP NO.	SHEET NO.
U-2525B	SIGN-4Y

APPROVED:

DATE: 1-06-2014

SEAL

NORTH CAROLINA PROFESSIONAL SEAL 20675 ENGINEER CHARLES A. JOHNSON III

SIGN NUMBER: 110B
TYPE: A
QUANTITY: 1
SIGN WIDTH: 9'-0"
HEIGHT: 11'-0"
TOTAL AREA: 99.0 Sq.Ft.
BORDER TYPE: RECESSED
RECESS: 0.75"
WIDTH: 1.25"
RADII: 3"
NO. Z BARS: 3
LENGTH: 100.0

BACKG COLOR: Yellow
COPY COLOR: Black

SYMBOL	X	Y	WID	HT
W1-15A	16.6	41.3	74.7	77.8

MAT'L: 0.125" ALUMINUM

NOTES:
1. Legend and border shall be direct applied non-reflective sheeting.
2. Background shall be Grade C reflective sheeting.

DESIGN BY: TRT
PROJECT ID: U-2525B
CHECKED BY: ADK/CAJ
DIV: 07
DATE: October 2013

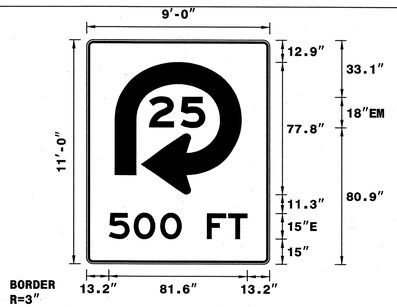

Spacing Factor is 1 unless specified otherwise

LETTER POSITIONS

Letter spacings are to start of next letter

																															Series/Size Text Length
		2	5																												E 2000
	36.9	18.5	14.6	38																											33.1
		5	0	0		F	T																								E 2000
	13.2	14.7	15.6	12.6	15	12.4	11.3	13.2																							81.6

SIGN NUMBER: 111B
TYPE: A
QUANTITY: 1
SIGN WIDTH: 14'-6"
HEIGHT: 2'-6"
TOTAL AREA: 36.3 Sq.Ft.
BORDER TYPE: RECESSED
RECESS: 0.5"
WIDTH: 0.75"
RADII: 1.88"
NO. Z BARS: 2
LENGTH: 166.0

BACKG COLOR: Yellow
COPY COLOR: Black

SYMBOL	X	Y	WID	HT

MAT'L: 0.125" ALUMINUM

NOTES:
1. Legend and border shall be direct applied non-reflective sheeting.
2. Background shall be Grade C reflective sheeting.

DESIGN BY: TRT
PROJECT ID: U-2525B
CHECKED BY: ADK/CAJ
DIV: 07
DATE: October 2013



Spacing Factor is 1 unless specified otherwise

LETTER POSITIONS

Letter spacings are to start of next letter

																															Series/Size Text Length
		A	L	L		T	R	A	F	F	I	C		E	X	I	T														E 2000
	17	11.9	9.2	7.5	10	9.2	9.2	11.9	9.2	9.2	4.1	8.1	10	8.9	10.7	3.5	7.5	17													140.1

SIGN NUMBER: 111C
TYPE: A
QUANTITY: 1
SIGN WIDTH: 14'-6"
HEIGHT: 11'-6"
TOTAL AREA: 166.8 Sq.Ft.
BORDER TYPE: FLUSH
RECESS: 0"
WIDTH: 2"
RADII: 12"
NO. Z BARS: 3
LENGTH: 166.0

BACKG COLOR: Green
COPY COLOR: White

SYMBOL	X	Y	WID	HT
M1_4	31.6	86	36	36
Type "A" Arrow	73.2	18.5	22.2	35

MAT'L: 0.125" ALUMINUM

NOTES:
1. Legend and border shall be direct applied Grade C reflective sheeting.
2. Shields shall be Grade C reflective sheeting on 0.032" aluminum and demountable.
3. Background shall be Grade C reflective sheeting.

DESIGN BY: TRT
PROJECT ID: U-2525B
CHECKED BY: ADK/CAJ
DIV: 07
DATE: October 2013

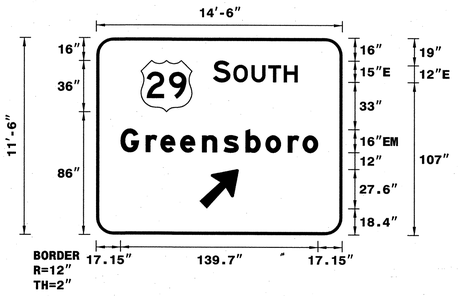

Spacing Factor is 1 unless specified otherwise

LETTER POSITIONS

Letter spacings are to start of next letter

																															Series/Size Text Length
		S		O	U	T	H																								E 2000
	82.6	12.2	2.2	12.8	11.8	11	9.7	31.6																							59.8
		G	r	e	e	n	s	b	o	r	o																				EM 2000
	17.2	17.8	10.4	14.1	15.5	15.2	15.5	14.1	15.8	10.4	10.9	17.2																			139.7

SIGN NUMBER: 112B
TYPE: A
QUANTITY: 1
SIGN WIDTH: 19'-6"
HEIGHT: 17'-0"
TOTAL AREA: 331.5 Sq.Ft.
BORDER TYPE: FLUSH
RECESS: 0"
WIDTH: 2"
RADII: 12"
NO. Z BARS: 6
LENGTH: 226.0

BACKG COLOR: Green
COPY COLOR: White

SYMBOL	X	Y	WID	HT
M1_1	60	125.7	45	36

MAT'L: 0.125" ALUMINUM

NOTES:
1. Legend and border shall be direct applied Grade C reflective sheeting.
2. Shields shall be Grade C refelctive sheeting on 0.032" aluminum and demountable.
3. Background shall be Grade C reflective sheeting.

DESIGN BY: TRT
PROJECT ID: U-2525B
CHECKED BY: ADK/CAJ
DIV: 07
DATE: October 2013

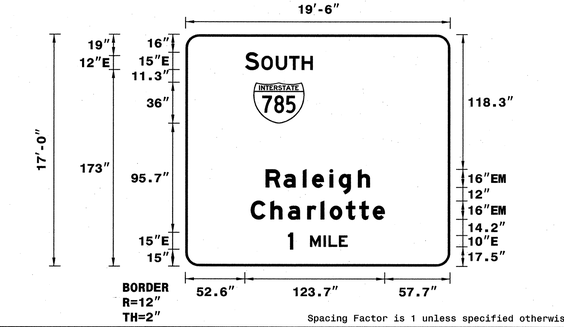

Spacing Factor is 1 unless specified otherwise

LETTER POSITIONS

Letter spacings are to start of next letter

																															Series/Size Text Length
		S		O	U	T	H																								E 2000
	52.6	12.2	2.2	12.8	11.8	11	9.7	121.6																							59.8
		R	a	l	e	i	g	h																							EM 2000
	70.9	15.8	17	8.2	15.5	8.2	17	10.6	70.9																						92.2
		C	h	a	r	l	o	t	t	e																					EM 2000
	57.7	17.4	15.5	17	11.8	8.2	14.2	11.8	12	10.6	57.7																				118.6
		1		M	I	L	E																								E 2000
	90.7	4.5	15	12	4.4	9.2	7.5	90.7																							52.6

HNTB NORTH CAROLINA, P.C.
343 E. Six Forks Road, Suite 200
Raleigh, North Carolina 27609
NC License No: C-1554

SIGN DESIGNS

TIP NO.	SHEET NO.
U-2525B	SIGN-4Z

APPROVED:

DATE: 1-06-2019

SEAL

NORTH CAROLINA PROFESSIONAL SEAL 20675 ENGINEER CHARLES A. JOHNSON III

SIGN NUMBER: 113B
TYPE: A
QUANTITY: 1

SIGN WIDTH: 13′-6″
HEIGHT: 5′-6″
TOTAL AREA: 74.3 Sq.Ft.

BORDER TYPE: FLUSH
RECESS: 0″
WIDTH: 2″
RADII: 9″

NO. Z BARS: 2
LENGTH: 154.0

BACKG COLOR: Green
COPY COLOR: White

SYMBOL	X	Y	WID	HT

MAT'L: 0.125″ ALUMINUM

NOTES:

1. Legend and border shall be direct applied Grade C reflective sheeting.
2. Background shall be Grade C reflective sheeting.

DESIGN BY: TRT CHECKED BY: ADK/CAJ
PROJECT ID: U-2525B DIV: 07 DATE: October 2013

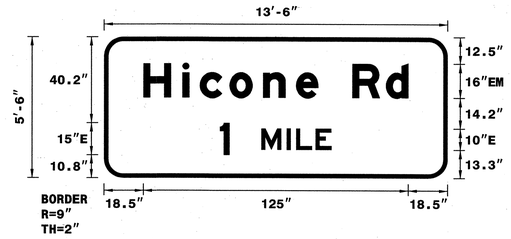

Spacing Factor is 1 unless specified otherwise

LETTER POSITIONS

Letter spacings are to start of next letter

																																Series/Size Text Length
		H	i	c	o	n	e		R	d																								EM 2000
	18.5	18.4	8.2	14.1	15.8	15.5	10.6	16	15.8	10.6	18.5																							125
		1		M	I	L	E																											E 2000
	54.7	4.5	15	12	4.4	9.2	7.5	54.7																										52.6

SIGN NUMBER: 105A,106A,107A
TYPE: B
QUANTITY: 3

SIGN WIDTH: 9′-6″
HEIGHT: 2′-6″
TOTAL AREA: 23.8 Sq.Ft.

BORDER TYPE: FLUSH
RECESS: 0″
WIDTH: 2″
RADII: 3″

NO. Z BARS: 2
LENGTH: 106.0

BACKG COLOR: Green
COPY COLOR: White

SYMBOL	X	Y	WID	HT

MAT'L: 0.125″ ALUMINUM

NOTES:

1. Legend and border shall be direct applied Grade C reflective sheeting.
2. Background shall be Grade C reflective sheeting.

DESIGN BY: TRT CHECKED BY: ADK/CAJ
PROJECT ID: U-2525B DIV: 07 DATE: October 2013

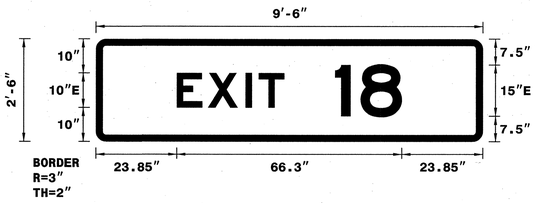

Spacing Factor is 1 unless specified otherwise
Spacing Factor for "EXIT" is 1.2

LETTER POSITIONS

Letter spacings are to start of next letter

																																		Series/Size Text Length
		E	X	I	T																														E 2000
	23.9	9.2	11.1	3.8	7.5	58.5																													31.6
		1	8																																E 2000
	70.5	7.5	12.2	23.9																															19.7

SIGN NUMBER: 108A,109A
TYPE: B
QUANTITY: 2

SIGN WIDTH: 9′-6″
HEIGHT: 2′-6″
TOTAL AREA: 23.8 Sq.Ft.

BORDER TYPE: FLUSH
RECESS: 0″
WIDTH: 2″
RADII: 3″

NO. Z BARS: 2
LENGTH: 106.0

BACKG COLOR: Green
COPY COLOR: White

SYMBOL	X	Y	WID	HT

MAT'L: 0.125″ ALUMINUM

NOTES:

1. Legend and border shall be direct applied Grade C reflective sheeting.
2. Background shall be Grade C reflective sheeting.

DESIGN BY: TRT CHECKED BY: ADK/CAJ
PROJECT ID: U-2525B DIV: 07 DATE: October 2013

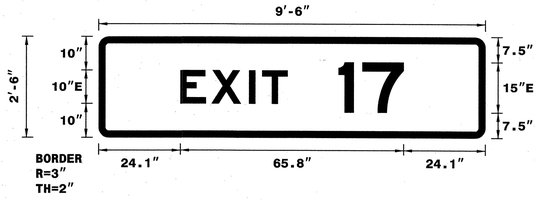

Spacing Factor is 1 unless specified otherwise
Spacing Factor for "EXIT" is 1.2

LETTER POSITIONS

Letter spacings are to start of next letter

																																		Series/Size Text Length
		E	X	I	T																														E 2000
	24.1	9.2	11.1	3.8	7.5	58.3																													31.6
		1	7																																E 2000
	70.7	7.5	12.2	24.1																															19.2

SIGN NUMBER: 111A
TYPE: B
QUANTITY: 1

SIGN WIDTH: 11′-6″
HEIGHT: 2′-6″
TOTAL AREA: 28.8 Sq.Ft.

BORDER TYPE: FLUSH
RECESS: 0″
WIDTH: 2″
RADII: 3″

NO. Z BARS: 2
LENGTH: 130.0

BACKG COLOR: Green
COPY COLOR: White

SYMBOL	X	Y	WID	HT

MAT'L: 0.125″ ALUMINUM

NOTES:

1. Legend and border shall be direct applied Grade C reflective sheeting.
2. Background shall be Grade C reflective sheeting.

DESIGN BY: TRT CHECKED BY: ADK/CAJ
PROJECT ID: U-2525B DIV: 07 DATE: October 2013



Spacing Factor is 1 unless specified otherwise
Spacing Factor for "EXIT" is 1.2

LETTER POSITIONS

Letter spacings are to start of next letter

																																		Series/Size Text Length
		E	X	I	T																														E 2000
	23.7	9.2	11.1	3.8	7.5	82.7																													31.6
		1	4		B																														E 2000
	73.5	7	14.1	7.5	12.2	23.7																													40.8

HNTB NORTH CAROLINA, P.C.
343 E. Six Forks Road, Suite 200
Raleigh, North Carolina 27609
NC License No: C-1554

SIGN DESIGNS

TIP NO.	SHEET NO.
U-2525B	SIGN-4AA

APPROVED: _____

DATE: 1-06-2014

SEAL

NORTH CAROLINA PROFESSIONAL SEAL 20675 ENGINEER CHARLES A. JOHNSON III

SIGN NUMBER: 112A
TYPE: A
QUANTITY: 1
SIGN WIDTH: 15′-6″
HEIGHT: 2′-6″
TOTAL AREA: 38.8 Sq.Ft.
BORDER TYPE: FLUSH
RECESS: 0″
WIDTH: 2″
RADII: 3″
NO. Z BARS: 2
LENGTH: 178.0

BACKG COLOR: Green
COPY COLOR: White

SYMBOL	X	Y	WID	HT

MAT'L: 0.125″ ALUMINUM

NOTES:

1. Legend and border shall be direct applied Grade C reflective sheeting.
2. Background shall be Grade C reflective sheeting.

DESIGN BY: TRT CHECKED BY: ADK/CAJ
PROJECT ID: U-2525B DIV: 07 DATE: October 2013

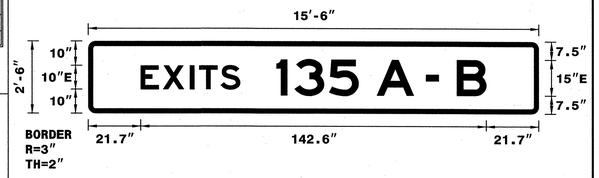

Spacing Factor is 1 unless specified otherwise
Spacing Factor for "EXITS" is 1.2

LETTER POSITIONS

Letter spacings are to start of next letter

	E	X	I	T	S																								Series/Size Text Length
20.9	9.2	11.1	3.8	8.8	8.1	124																							E 2000 41
	1	3	5		A		-		B																				E 2000
77.7	7.5	14.2	12.2	7.5	15.3	5	5.3	7.5	12.2	21.7																			86.6

SIGN NUMBER: 113A
TYPE: B
QUANTITY: 1
SIGN WIDTH: 11′-0″
HEIGHT: 2′-6″
TOTAL AREA: 27.5 Sq.Ft.
BORDER TYPE: FLUSH
RECESS: 0″
WIDTH: 2″
RADII: 3″
NO. Z BARS: 2
LENGTH: 124.0

BACKG COLOR: Green
COPY COLOR: White

SYMBOL	X	Y	WID	HT

MAT'L: 0.125″ ALUMINUM

NOTES:

1. Legend and border shall be direct applied Grade A reflective sheeting.
2. Background shall be Grade C reflective sheeting.

DESIGN BY: TRT CHECKED BY: ADK/CAJ
PROJECT ID: U-2525B DIV: 07 DATE: October 2013



Spacing Factor is 1 unless specified otherwise
Spacing Factor for "EXIT" is 1.2

LETTER POSITIONS

Letter spacings are to start of next letter

	E	X	I	T																									Series/Size Text Length
25.7	9.2	11.1	3.8	7.5	74.6																								E 2000 31.6
	1	3	6																										E 2000
72.4	7.5	14.7	12.2	25.3																									34.4

SIGN NUMBER: 201A
TYPE: A
QUANTITY: 1
SIGN WIDTH: 6′-0″
HEIGHT: 5′-0″
TOTAL AREA: 30.0 Sq.Ft.
BORDER TYPE: FLUSH
RECESS: 0″
WIDTH: 1.5″
RADII: 6″
NO. Z BARS: 2
LENGTH: 64.0

BACKG COLOR: Green
COPY COLOR: White

SYMBOL	X	Y	WID	HT
Type "A" Arrow	24.5	6	18.3	29.3

MAT'L: 0.125″ ALUMINUM

NOTES:

1. Legend and border shall be direct applied Grade C reflective sheeting.
2. Background shall be Grade C reflective sheeting.

DESIGN BY: TRT CHECKED BY: ADK/CAJ
PROJECT ID: U-2525B DIV: 07 DATE: October 2013

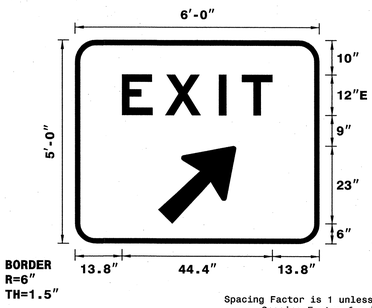

Spacing Factor is 1 unless specified otherwise
Spacing Factor for "EXIT" is 2.25

LETTER POSITIONS

Letter spacings are to start of next letter

	E	X	I	T																									Series/Size Text Length
13.8	12.8	15.8	6.8	9	13.8																								E 2000 44.4

SIGN NUMBER: 201B
TYPE: B
QUANTITY: 1
SIGN WIDTH: 6′-0″
HEIGHT: 2′-0″
TOTAL AREA: 12.0 Sq.Ft.
BORDER TYPE: RECESSED
RECESS: 0.63″
WIDTH: 0.88″
RADII: 3″
NO. Z BARS: 2
LENGTH: 64.0

BACKG COLOR: Yellow
COPY COLOR: Black

SYMBOL	X	Y	WID	HT

MAT'L: 0.125″ ALUMINUM

NOTES:

1. Legend and border shall be direct applied non-reflective sheeting.
2. Background shall be Grade C reflective sheeting.

DESIGN BY: TRT CHECKED BY: ADK/CAJ
PROJECT ID: U-2525B DIV: 07 DATE: October 2013



Spacing Factor is 1 unless specified otherwise

LETTER POSITIONS

Letter spacings are to start of next letter

	2	5		M	P	H																							Series/Size Text Length
7	11.4	9.7	7	12	9.8	8.1	7																						E 2000 58

HNTB NORTH CAROLINA, P.C.
343 E. Six Forks Road, Suite 200
Raleigh, North Carolina 27609
NC License No: C-1554

SIGN DESIGNS

TIP NO.	SHEET NO.
U-2525B	SIGN-4BB

APPROVED: _____

DATE: 1-06-2014

SEAL

NORTH CAROLINA PROFESSIONAL SEAL 20675 ENGINEER CHARLES A. JOHNSON III

SIGN NUMBER: 202A,203
TYPE: A
QUANTITY: 2
SIGN WIDTH: 6'-6"
HEIGHT: 5'-0"
TOTAL AREA: 32.5 Sq.Ft.
BORDER TYPE: FLUSH
RECESS: 0"
WIDTH: 1.5"
RADII: 6"
NO. Z BARS: 2
LENGTH: 70.0

BACKG COLOR: Green
COPY COLOR: White

SYMBOL	X	Y	WID	HT
Type "A" Arrow	49	6	18.3	29.3

MAT'L: 0.125" ALUMINUM

NOTES:
1. Legend and border shall be direct applied Grade C reflective sheeting.
2. Background shall be Grade C reflective sheeting.

DESIGN BY: TRT CHECKED BY: ADK/CAJ
PROJECT ID: U-2525B DIV: 07 DATE: October 2013

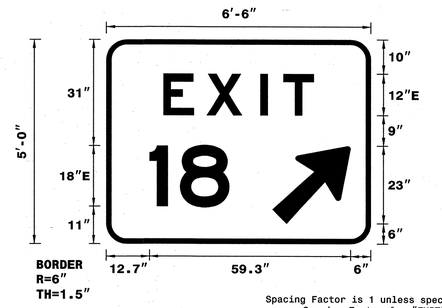

Spacing Factor is 1 unless specified otherwise
Spacing Factor for "EXIT" is 2.25

LETTER POSITIONS

Letter spacings are to start of next letter

																																Series/Size Text Length
		E	X	I	T																											E 2000
	16.8	12.8	15.8	6.8	9	16.8																										44.4
		1	8																													E 2000
	12.7	9	14.6	41.7																												23.6

SIGN NUMBER: 202B
TYPE: B
QUANTITY: 1
SIGN WIDTH: 6'-6"
HEIGHT: 2'-0"
TOTAL AREA: 13.0 Sq.Ft.
BORDER TYPE: FLUSH
RECESS: 0.63"
WIDTH: 0.88"
RADII: 3"
NO. Z BARS: 2
LENGTH: 64.0

BACKG COLOR: Yellow
COPY COLOR: Black

SYMBOL	X	Y	WID	HT

MAT'L: 0.125" ALUMINUM

NOTES:
1. Legend and border shall be direct applied non-reflective sheeting.
2. Background shall be Grade C reflective sheeting.

DESIGN BY: TRT CHECKED BY: ADK/CAJ
PROJECT ID: U-2525B DIV: 07 DATE: October 2013



Spacing Factor is 1 unless specified otherwise

LETTER POSITIONS

Letter spacings are to start of next letter

																																Series/Size Text Length
		3	0		M	P	H																									E 2000
	9.6	11.8	10.1	7	12	9.8	8.1	9.6																								58.7

SIGN NUMBER: 204,205
TYPE: A
QUANTITY: 2
SIGN WIDTH: 6'-6"
HEIGHT: 5'-0"
TOTAL AREA: 32.5 Sq.Ft.
BORDER TYPE: FLUSH
RECESS: 0"
WIDTH: 1.5"
RADII: 6"
NO. Z BARS: 2
LENGTH: 70.0

BACKG COLOR: Green
COPY COLOR: White

SYMBOL	X	Y	WID	HT
Type "A" Arrow	49	6	18.3	29.3

MAT'L: 0.125" ALUMINUM

NOTES:
1. Legend and border shall be direct applied Grade C reflective sheeting.
2. Background shall be Grade C reflective sheeting.

DESIGN BY: TRT CHECKED BY: ADK/CAJ
PROJECT ID: U-2525B DIV: 07 DATE: October 2013

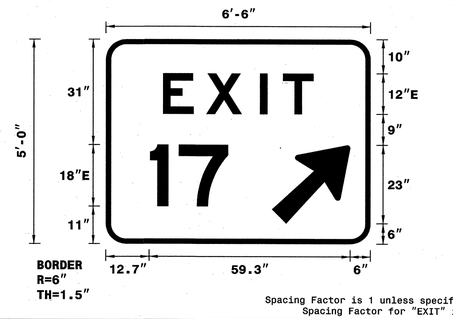

Spacing Factor is 1 unless specified otherwise
Spacing Factor for "EXIT" is 2.25

LETTER POSITIONS

Letter spacings are to start of next letter

																																Series/Size Text Length
		E	X	I	T																											E 2000
	16.8	12.8	15.8	6.8	9	16.8																										44.4
		1	7																													E 2000
	13	9	14.2	42																												23

SIGN NUMBER: name
TYPE: A (OVHD)
QUANTITY: 1
SIGN WIDTH: 6'-0"
HEIGHT: 7'-6"
TOTAL AREA: 45.0 Sq.Ft.
BORDER TYPE: FLUSH
RECESS: 0"
WIDTH: 1.5"
RADII: 6"
NO. Z BARS: 3
LENGTH: 64.0

BACKG COLOR: Green
COPY COLOR: White

SYMBOL	X	Y	WID	HT
ARMED	24.5	8	18.7	29.5

MAT'L: 0.125" ALUMINUM

NOTES:
1. Legend and border shall be direct applied Grade A reflective sheeting.
2. Shields shall be Grade C reflective sheeting on 0.032" aluminum and demountable.
3. Background shall be Grade C reflective sheeting.

DESIGN BY: TRT CHECKED BY: ADK/CAJ
PROJECT ID: U-2525B DIV: 07 DATE: October 2013

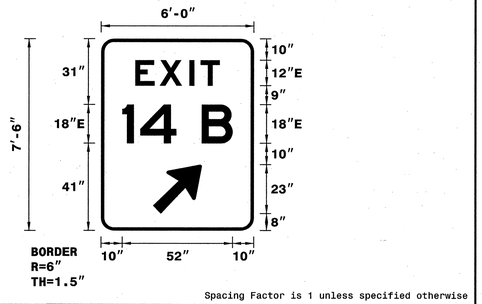

Spacing Factor is 1 unless specified otherwise

LETTER POSITIONS

Letter spacings are to start of next letter

																																Series/Size Text Length
		E	X	I	T																											E 2000
	16.1	11.5	14	5.2	9	16.1																										39.8
		1	4		B																											E 2000
	10	8.5	16.9	12	14.6	10																										52

HNTB NORTH CAROLINA, P.C.
343 E. Six Forks Road, Suite 200
Raleigh, North Carolina 27609
NC License No: C-1554

SIGN DESIGNS

TIP NO.	SHEET NO.
U-2525B	SIGN-4CC

APPROVED:

DATE: 1-06-2014

SEAL

NORTH CAROLINA PROFESSIONAL SEAL 20675 ENGINEER CHARLES A. JOHNSON III

SIGN NUMBER: 207A
TYPE: A
QUANTITY: 1
SIGN WIDTH: 9′-0″
HEIGHT: 5′-0″
TOTAL AREA: 45.0 Sq.Ft.
BORDER TYPE: FLUSH
RECESS: 0″
WIDTH: 1.5″
RADII: 6″
NO. Z BARS: 2
LENGTH: 100.0

BACKG COLOR: Green
COPY COLOR: White

SYMBOL	X	Y	WID	HT
Type "A" Arrow	79	6	18.3	29.3

MAT'L: 0.125″ ALUMINUM

NOTES:
1. Legend and border shall be direct applied Grade C reflective sheeting.
2. Background shall be Grade C reflective sheeting.

DESIGN BY: TRT CHECKED BY: ADK/CAJ
PROJECT ID: U-2525B DIV: 07 DATE: October 2013



Spacing Factor is 1 unless specified otherwise

LETTER POSITIONS

Letter spacings are to start of next letter

																																				Series/Size Text Length
		E	X	I	T																																	E 2000
	31.8	12.8	15.8	6.8	9	31.8																																44.4
		1	4		A																																	E 2000
	11.6	8.5	16.9	12	18.4	40.6																																55.7

SIGN NUMBER: 207B
TYPE: B
QUANTITY: 1
SIGN WIDTH: 9′-0″
HEIGHT: 2′-0″
TOTAL AREA: 18.0 Sq.Ft.
BORDER TYPE: RECESSED
RECESS: 0.63″
WIDTH: 0.88″
RADII: 3″
NO. Z BARS: 2
LENGTH: 100.0

BACKG COLOR: Yellow
COPY COLOR: Black

SYMBOL	X	Y	WID	HT

MAT'L: 0.125″ ALUMINUM

NOTES:
1. Legend and border shall be direct applied non-reflective sheeting.
2. Background shall be Grade C reflective sheeting.

DESIGN BY: TRT CHECKED BY: ADK/CAJ
PROJECT ID: U-2525B DIV: 07 DATE: October 2013

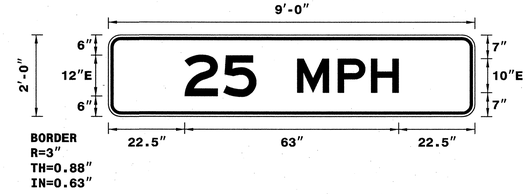

Spacing Factor is 1 unless specified otherwise

LETTER POSITIONS

Letter spacings are to start of next letter

																																				Series/Size Text Length
		2	5		M	P	H																															E 2000
	22.5	11.4	9.7	12	12	9.8	8.1	22.5																														63

SIGN NUMBER: 208A
TYPE: A
QUANTITY: 1
SIGN WIDTH: 10′-6″
HEIGHT: 5′-0″
TOTAL AREA: 52.5 Sq.Ft.
BORDER TYPE: FLUSH
RECESS: 0″
WIDTH: 1.5″
RADII: 6″
NO. Z BARS: 2
LENGTH: 118.0

BACKG COLOR: Green
COPY COLOR: White

SYMBOL	X	Y	WID	HT
Type "A" Arrow	97	6	18.3	29.3

MAT'L: 0.125″ ALUMINUM

NOTES:
1. Legend and border shall be direct applied Grade C reflective sheeting.
2. Background shall be Grade C reflective sheeting.

DESIGN BY: TRT CHECKED BY: ADK/CAJ
PROJECT ID: U-2525B DIV: 07 DATE: October 2013



Spacing Factor is 1 unless specified otherwise
Spacing Factor for "EXIT" is 2.25

LETTER POSITIONS

Letter spacings are to start of next letter

																																				Series/Size Text Length
		E	X	I	T																																	E 2000
	40.8	12.8	15.8	6.8	9	40.8																																44.4
		1	3	5		B																																E 2000
	14.9	9	16.6	16.9	12	14.6	43.9																															67.3

SIGN NUMBER: 208B
TYPE: B
QUANTITY: 1
SIGN WIDTH: 10′-6″
HEIGHT: 2′-0″
TOTAL AREA: 21.0 Sq.Ft.
BORDER TYPE: RECESSED
RECESS: 0.63″
WIDTH: 0.88″
RADII: 3″
NO. Z BARS: 2
LENGTH: 118.0

BACKG COLOR: Yellow
COPY COLOR: Black

SYMBOL	X	Y	WID	HT

MAT'L: 0.125″ ALUMINUM

NOTES:
1. Legend and border shall be direct applied non-reflective sheeting.
2. Background shall be Grade C reflective sheeting.

DESIGN BY: TRT CHECKED BY: ADK/CAJ
PROJECT ID: U-2525B DIV: 07 DATE: October 2013

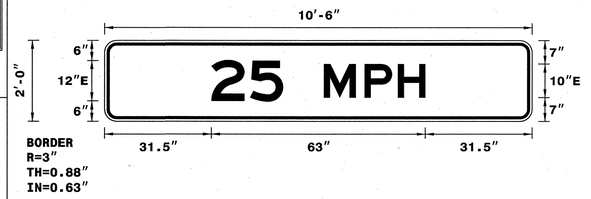

Spacing Factor is 1 unless specified otherwise

LETTER POSITIONS

Letter spacings are to start of next letter

																																				Series/Size Text Length
		2	5		M	P	H																															E 2000
	31.5	11.4	9.7	12	12	9.8	8.1	31.5																														63

HNTB NORTH CAROLINA, P.C.
343 E. Six Forks Road, Suite 200
Raleigh, North Carolina 27609
NC License No: C-1554

SIGN DESIGNS

TIP NO.	SHEET NO.
U-2525B	SIGN-ADD

APPROVED: _____

DATE: 1-06-2014

SEAL

NORTH CAROLINA PROFESSIONAL SEAL 20675 ENGINEER CHARLES A. JOHNSON III

SIGN NUMBER: 209,210A
TYPE: A
QUANTITY: 2
SIGN WIDTH: 8'-0"
HEIGHT: 5'-0"
TOTAL AREA: 40.0 Sq.Ft.
BORDER TYPE: FLUSH
RECESS: 0"
WIDTH: 1.5"
RADII: 6"
NO. Z BARS: 2
LENGTH: 88.0

BACKG COLOR: Green
COPY COLOR: White

SYMBOL	X	Y	WID	HT
Type "A" Arrow	67	6	18.3	29.3

MAT'L: 0.125" ALUMINUM

NOTES:

1. Legend and border shall be direct applied Grade C reflective sheeting.
2. Background shall be Grade C reflective sheeting.

DESIGN BY: TRT CHECKED BY: ADK/CAJ
PROJECT ID: U-2525B DIV: 07 DATE: October 2013



Spacing Factor is 1 unless specified otherwise
Spacing Factor for "EXIT" is 2.25

LETTER POSITIONS

Letter spacings are to start of next letter

| | | |

TIP NO.	SHEET NO.
U-2525B	SIGN-4EE

APPROVED: _____

DATE: 1-06-2014

SEAL

NORTH CAROLINA PROFESSIONAL SEAL 20675 ENGINEER CHARLES A. JOHNSON III

SIGN NUMBER: 301,302
TYPE: D
QUANTITY: 2

SIGN WIDTH: 2'-6"
HEIGHT: 1'-0"
TOTAL AREA: 2.5 Sq.Ft.

BORDER TYPE: FLUSH
RECESS: 0"
WIDTH: 0.75"
RADII: 1.5"

NO. Z BARS:
LENGTH:

BACKG COLOR: Green
COPY COLOR: White

SYMBOL	X	Y	WID	HT

MAT'L: 0.125" ALUMINUM

NOTES:

1. Legend and border shall be direct applied Grade C reflective sheeting.
2. Background shall be Grade C reflective sheeting.

DESIGN BY: TRT CHECKED BY: ADK/CAJ
PROJECT ID: U-2525B DIV: 07 DATE: October 2013



Spacing Factor is 1 unless specified otherwise

LETTER POSITIONS

Letter spacings are to start of next letter

																																Series/Size Text Length
		3	0	4	1																											C 2000
	7.7	4.3	4.3	4.8	1.3	7.7																										14.6

SIGN NUMBER: 303,304
TYPE: D
QUANTITY: 1

SIGN WIDTH: 6'-6"
HEIGHT: 2'-0"
TOTAL AREA: 13.0 Sq.Ft.

BORDER TYPE: FLUSH
RECESS: 0"
WIDTH: 0.75"
RADII: 3"

NO. Z BARS:
LENGTH:

BACKG COLOR: Green
COPY COLOR: White

SYMBOL	X	Y	WID	HT

MAT'L: 0.125" ALUMINUM

NOTES:

1. Legend and border shall be direct applied Grade C reflective sheeting.
2. Background shall be Grade C reflective sheeting.

DESIGN BY: TRT CHECKED BY: ADK/CAJ
PROJECT ID: U-2525B DIV: 07 DATE: October 2013

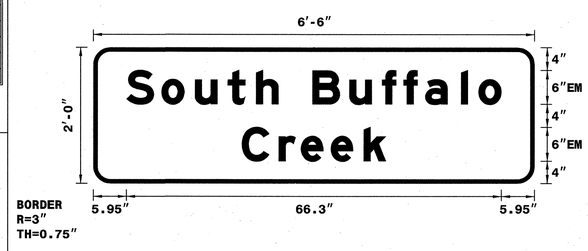

Spacing Factor is 1 unless specified otherwise

LETTER POSITIONS

Letter spacings are to start of next letter

																																Series/Size Text Length
		S	o	u	t	h		B	u	f	f	a	l	o																		EM 2000
	5.9	6.2	5.9	5.8	5	4	6	6.5	5.8	3.8	3.8	6.4	3.1	4.1	5.8																	66.3
		C	r	e	e	k																											EM 2000
	26.3	6.5	3.9	5.3	5.8	4	26.3																										25.5

SIGN NUMBER: 305,314
TYPE: D
QUANTITY: 2

SIGN WIDTH: 5'-0"
HEIGHT: 3'-6"
TOTAL AREA: 17.5 Sq.Ft.

BORDER TYPE: FLUSH
RECESS: 0"
WIDTH: 0.75"
RADII: 3"

NO. Z BARS:
LENGTH:

BACKG COLOR: Green / Green
COPY COLOR: White

SYMBOL	X	Y	WID	HT
Type "D" Arrow	9.8	29	6	9
Type "D" Arrow	44.6	10.8	6	9

MAT'L: 0.125" ALUMINUM

NOTES:

1. Legend and border shall be direct applied Grade C reflective sheeting.
2. Background shall be Grade C reflective sheeting.

DESIGN BY: TRT CHECKED BY: ADK/CAJ
PROJECT ID: U-2525B DIV: 07 DATE: October 2013

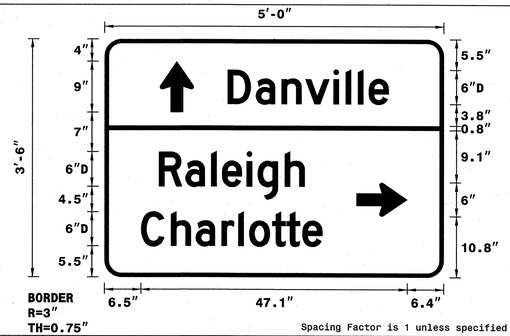

Spacing Factor is 1 unless specified otherwise

LETTER POSITIONS

Letter spacings are to start of next letter

																																Series/Size Text Length
		D	a	n	v	i	l	l	e																							D 2000
	21.8	5	4.6	4.2	5	2.2	2.2	1.9	3.5	9.7																						28.5
		R	a	l	e	i	g	h																								D 2000
	9.6	4.7	4.6	1.9	4.4	1.9	4.8	3.5	24.6																							25.8
		C	h	a	r	l	o	t	t	e																						D 2000
	6.5	5.3	4.4	4.6	3	1.9	4.1	2.5	2.8	3.5	21.4																					32.1

SIGN NUMBER: 306
TYPE: D
QUANTITY: 1

SIGN WIDTH: 5'-0"
HEIGHT: 2'-6"
TOTAL AREA: 12.5 Sq.Ft.

BORDER TYPE: FLUSH
RECESS: 0"
WIDTH: 0.75"
RADII: 3"

NO. Z BARS:
LENGTH:

BACKG COLOR: Green / Green
COPY COLOR: White

SYMBOL	X	Y	WID	HT
Type "D" Arrow	5.7	17.8	6	9
Type "D" Arrow	8.2	4.8	6	9

MAT'L: 0.125" ALUMINUM

NOTES:

1. Legend and border shall be direct applied Grade C reflective sheeting.
2. Background shall be Grade C reflective sheeting.

DESIGN BY: TRT CHECKED BY: ADK/CAJ
PROJECT ID: U-2525B DIV: 07 DATE: October 2013

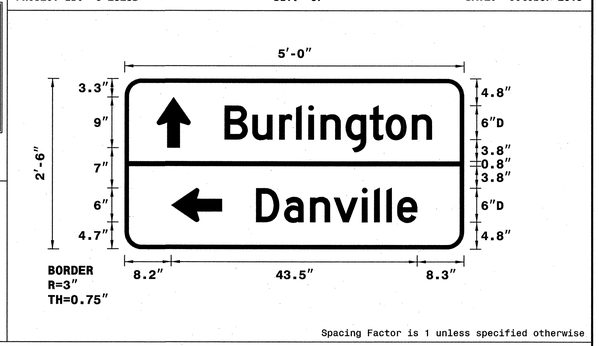

Spacing Factor is 1 unless specified otherwise

LETTER POSITIONS

Letter spacings are to start of next letter

																																Series/Size Text Length
		B	u	r	l	i	n	g	t	o	n																					D 2000
	17.7	4.9	4.7	3	2.2	2.2	4.4	4.3	2.8	4.6	3.5	5.7																				36.7
		D	a	n	v	i	l	l	e																							D 2000
	23.3	5	4.6	4.2	5	2.2	2.2	1.9	3.5	8.3																						28.5

HNTB NORTH CAROLINA, P.C.
343 E. Six Forks Road, Suite 200
Raleigh, North Carolina 27609
NC License No: C-1554

SIGN DESIGNS

TIP NO.	SHEET NO.
U-2525B	SIGN-4FF

APPROVED: _____

DATE: 1-06-2014

SEAL

NORTH CAROLINA PROFESSIONAL SEAL 20675 ENGINEER CHARLES A. JOHNSON III

SIGN NUMBER: 307,315
TYPE: D
QUANTITY: 2
SIGN WIDTH: 5'-0"
HEIGHT: 3'-6"
TOTAL AREA: 17.5 Sq.Ft.
BORDER TYPE: FLUSH
RECESS: 0"
WIDTH: 0.75"
RADII: 3"
NO. Z BARS:
LENGTH:

BACKG COLOR: Green / Green
COPY COLOR: White

SYMBOL	X	Y	WID	HT
Type "D" Arrow	8	23.7	6	9
Type "D" Arrow	42.8	5.5	6	9

MAT'L: 0.125" ALUMINUM

NOTES:
1. Legend and border shall be direct applied Grade C reflective sheeting.
2. Background shall be Grade C reflective sheeting.

DESIGN BY: TRT CHECKED BY: ADK/CAJ
PROJECT ID: U-2525B DIV: 07 DATE: October 2013

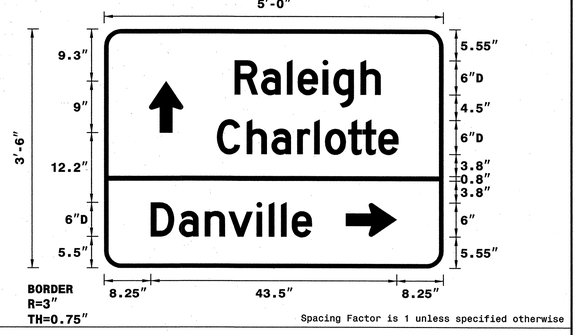

Spacing Factor is 1 unless specified otherwise

LETTER POSITIONS

Letter spacings are to start of next letter

																																Series/Size Text Length
		R	a	l	e	i	g	h																								D 2000
	23.1	4.7	4.6	1.9	4.4	1.9	4.8	3.5	11.1																							25.8
		C	h	a	r	l	o	t	t	e																						D 2000
	20	5.3	4.4	4.6	3	1.9	4.1	2.5	2.8	3.5	8																					32.1
		D	a	n	v	i	l	l	e																							D 2000
	8.2	5	4.6	4.2	5	2.2	2.2	1.9	3.5	23.3																						28.5

SIGN NUMBER: 308,313
TYPE: D
QUANTITY: 2
SIGN WIDTH: 5'-6"
HEIGHT: 3'-6"
TOTAL AREA: 19.3 Sq.Ft.
BORDER TYPE: FLUSH
RECESS: 0"
WIDTH: 0.75"
RADII: 3"
NO. Z BARS:
LENGTH:

BACKG COLOR: Green / Green
COPY COLOR: White

SYMBOL	X	Y	WID	HT
Type "D" Arrow	7.1	29	6	9
Type "D" Arrow	9.5	10.7	6	9

MAT'L: 0.125" ALUMINUM

NOTES:
1. Legend and border shall be direct applied Grade C reflective sheeting.
2. Background shall be Grade C reflective sheeting.

DESIGN BY: TRT CHECKED BY: ADK/CAJ
PROJECT ID: U-2525B DIV: 07 DATE: October 2013

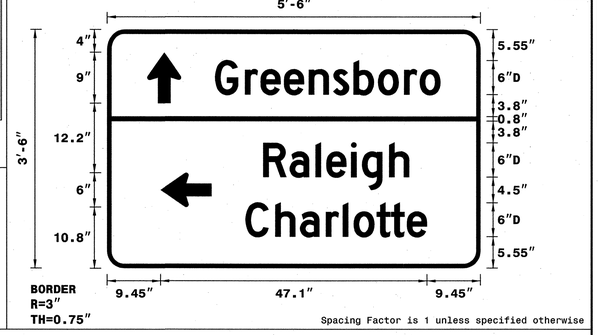

Spacing Factor is 1 unless specified otherwise

LETTER POSITIONS

Letter spacings are to start of next letter

																																Series/Size Text Length
		G	r	e	e	n	s	b	o	r	o																					D 2000
	19.1	5.3	2.8	4.1	4.4	4.3	3.6	4.3	4.6	2.8	3.7	7.1																				39.8
		R	a	l	e	i	g	h																								D 2000
	27.6	4.7	4.6	1.9	4.4	1.9	4.8	3.5	12.6																							25.8
		C	h	a	r	l	o	t	t	e																						D 2000
	24.5	5.3	4.4	4.6	3	1.9	4.1	2.5	2.8	3.5	9.5																					32.1

SIGN NUMBER: 309
TYPE: D
QUANTITY: 1
SIGN WIDTH: 6'-0"
HEIGHT: 2'-6"
TOTAL AREA: 15.0 Sq.Ft.
BORDER TYPE: FLUSH
RECESS: 0"
WIDTH: 0.75"
RADII: 3"
NO. Z BARS:
LENGTH:

BACKG COLOR: Green / Green
COPY COLOR: White

SYMBOL	X	Y	WID	HT
Type "D" Arrow	10.2	19.2	6	9
Type "D" Arrow	54.4	4.8	6	9

MAT'L: 0.125" ALUMINUM

NOTES:
1. Legend and border shall be direct applied Grade C reflective sheeting.
2. Background shall be Grade C reflective sheeting.

DESIGN BY: TRT CHECKED BY: ADK/CAJ
PROJECT ID: U-2525B DIV: 07 DATE: October 2013

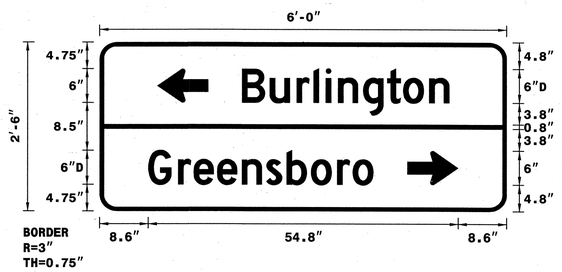

Spacing Factor is 1 unless specified otherwise

LETTER POSITIONS

Letter spacings are to start of next letter

																																Series/Size Text Length
		B	u	r	l	i	n	g	t	o	n																					D 2000
	25.2	4.9	4.7	3	2.2	2.2	4.4	4.3	2.8	4.6	3.5	10.2																				36.7
		G	r	e	e	n	s	b	o	r	o																					D 2000
	8.6	5.3	2.8	4.1	4.4	4.3	3.6	4.3	4.6	2.8	3.7	23.6																				39.8

SIGN NUMBER: 310
TYPE: D
QUANTITY: 1
SIGN WIDTH: 5'-6"
HEIGHT: 1'-6"
TOTAL AREA: 8.3 Sq.Ft.
BORDER TYPE: FLUSH
RECESS: 0"
WIDTH: 0.75"
RADII: 1.5"
NO. Z BARS:
LENGTH:

BACKG COLOR: Green
COPY COLOR: White

SYMBOL	X	Y	WID	HT
Type "D" Arrow	5.6	6	6	9

MAT'L: 0.125" ALUMINUM

NOTES:
1. Legend and border shall be direct applied Grade C reflective sheeting.
2. Background shall be Grade C reflective sheeting.
3. Center arrow(s) vertically on sign.

DESIGN BY: TRT CHECKED BY: ADK/CAJ
PROJECT ID: U-2525B DIV: 07 DATE: October 2013

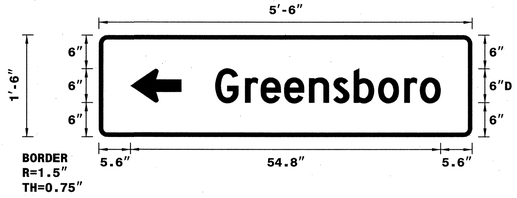

Spacing Factor is 1 unless specified otherwise

LETTER POSITIONS

Letter spacings are to start of next letter

																																Series/Size Text Length
		G	r	e	e	n	s	b	o	r	o																					D 2000
	20.6	5.3	2.8	4.1	4.4	4.3	3.6	4.3	4.6	2.8	3.7	5.6																				39.8

HNTB NORTH CAROLINA, P.C.
343 E. Six Forks Road, Suite 200
Raleigh, North Carolina 27609
NC License No: C-1554

SIGN DESIGNS

TIP NO.	SHEET NO.
U-2525B	SIGN-4GG

APPROVED: _____

DATE: 1-06-2014

SEAL

NORTH CAROLINA PROFESSIONAL SEAL 20675 ENGINEER CHARLES A. JOHNSON III

SIGN NUMBER: 311,326
TYPE: D
QUANTITY: 2
SIGN WIDTH: 5'-6"
HEIGHT: 1'-6"
TOTAL AREA: 8.3 Sq.Ft.
BORDER TYPE: FLUSH
RECESS: 0"
WIDTH: 0.75"
RADII: 1.5"
NO. Z BARS:
LENGTH:

BACKG COLOR: Green
COPY COLOR: White

SYMBOL	X	Y	WID	HT
Type "D" Arrow	51.4	6	6	9

MAT'L: 0.125" ALUMINUM

NOTES:
1. Legend and border shall be direct applied Grade C reflective sheeting.
2. Background shall be Grade C reflective sheeting.
3. Center arrow(s) vertically on sign.

DESIGN BY: TRT CHECKED BY: ADK/CAJ
PROJECT ID: U-2525B DIV: 07 DATE: October 2013

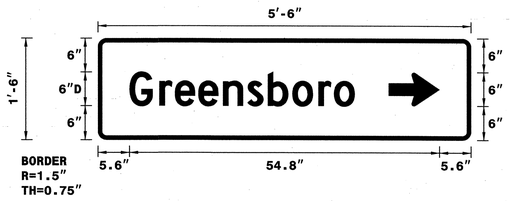

Spacing Factor is 1 unless specified otherwise

LETTER POSITIONS

Letter spacings are to start of next letter

	G	r	e	e	n	s	b	o	r	o		Series/Size Text Length
												D 2000
5.6	5.3	2.8	4.1	4.4	4.3	3.6	4.3	4.6	2.8	3.7	20.6	39.8

SIGN NUMBER: 312,325
TYPE: D
QUANTITY: 2
SIGN WIDTH: 4'-6"
HEIGHT: 1'-6"
TOTAL AREA: 6.8 Sq.Ft.
BORDER TYPE: FLUSH
RECESS: 0"
WIDTH: 0.75"
RADII: 1.5"
NO. Z BARS:
LENGTH:

BACKG COLOR: Green
COPY COLOR: White

SYMBOL	X	Y	WID	HT
Type "D" Arrow	5.3	6	6	9

MAT'L: 0.125" ALUMINUM

NOTES:
1. Legend and border shall be direct applied Grade A reflective sheeting.
2. Background shall be Grade C reflective sheeting.
3. Center arrow(s) vertically on sign.

DESIGN BY: TRT CHECKED BY: ADK/CAJ
PROJECT ID: U-2525B DIV: 07 DATE: October 2013

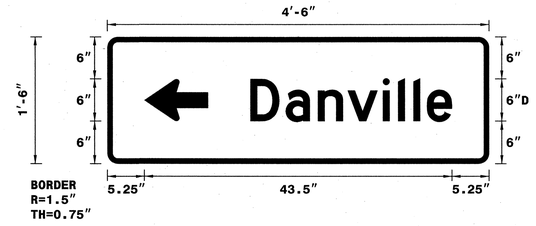

Spacing Factor is 1 unless specified otherwise

LETTER POSITIONS

Letter spacings are to start of next letter

	D	a	n	v	i	l	l	e		Series/Size Text Length
										D 2000
20.3	5	4.6	4.2	5	2.2	2.2	1.9	3.5	5.3	28.5

SIGN NUMBER: 316,317
TYPE: D
QUANTITY: 2
SIGN WIDTH: 2'-6"
HEIGHT: 1'-0"
TOTAL AREA: 2.5 Sq.Ft.
BORDER TYPE: FLUSH
RECESS: 0"
WIDTH: 0.75"
RADII: 1.5"
NO. Z BARS:
LENGTH:

BACKG COLOR: Green
COPY COLOR: White

SYMBOL	X	Y	WID	HT

MAT'L: 0.125" ALUMINUM

NOTES:
1. Legend and border shall be direct applied Grade C reflective sheeting.
2. Background shall be Grade C reflective sheeting.

DESIGN BY: TRT CHECKED BY: ADK/CAJ
PROJECT ID: U-2525B DIV: 07 DATE: October 2013

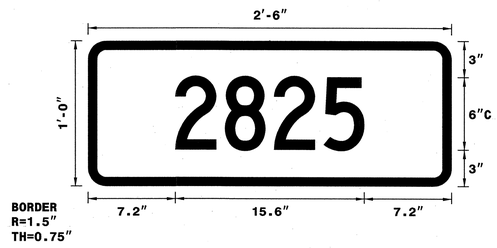

Spacing Factor is 1 unless specified otherwise

LETTER POSITIONS

Letter spacings are to start of next letter

	2	8	2	5		Series/Size Text Length
						C 2000
7.2	4.1	4.1	4.1	3.4	7.2	15.6

SIGN NUMBER: 318,319
TYPE: D
QUANTITY: 2
SIGN WIDTH: 6'-6"
HEIGHT: 2'-0"
TOTAL AREA: 13.0 Sq.Ft.
BORDER TYPE: FLUSH
RECESS: 0"
WIDTH: 0.75"
RADII: 3"
NO. Z BARS:
LENGTH:

BACKG COLOR: Green
COPY COLOR: White

SYMBOL	X	Y	WID	HT

MAT'L: 0.125" ALUMINUM

NOTES:
1. Legend and border shall be direct applied Grade C reflective sheeting.
2. Background shall be Grade C reflective sheeting.

DESIGN BY: TRT CHECKED BY: ADK/CAJ
PROJECT ID: U-2525B DIV: 07 DATE: October 2013



Spacing Factor is 1 unless specified otherwise

LETTER POSITIONS

Letter spacings are to start of next letter

| | N | o | r | t | h | | B | u | f | f | a | l | o | | | | | | | | | | | |

TIP NO.	SHEET NO.
U-2525B	SIGN-4HH

APPROVED: _____

DATE: 1-06-2014

SEAL

NORTH CAROLINA PROFESSIONAL SEAL 20675 ENGINEER CHARLES A. JOHNSON III

SIGN NUMBER: 320,321
TYPE: D
QUANTITY: 2

SIGN WIDTH: 2'-6"
HEIGHT: 1'-0"
TOTAL AREA: 2.5 Sq.Ft.

BORDER TYPE: FLUSH
RECESS: 0"
WIDTH: 0.75"
RADII: 1.5"

NO. Z BARS:
LENGTH:

BACKG COLOR: Green
COPY COLOR: White

SYMBOL	X	Y	WID	HT

MAT'L: 0.125" ALUMINUM

NOTES:

1. Legend and border shall be direct applied Grade C reflective sheeting.
2. Background shall be Grade C reflective sheeting.

DESIGN BY: TRT
PROJECT ID: U-2525B
CHECKED BY: ADK/CAJ
DIV: 07
DATE: October 2013



Spacing Factor is 1 unless specified otherwise

LETTER POSITIONS

Letter spacings are to start of next letter

																														Series/Size Text Length
		2	7	7	0																									C 2000
	7	3.9	4.1	4.4	3.5	7																								16

SIGN NUMBER: 322
TYPE: D
QUANTITY: 1

SIGN WIDTH: 8'-0"
HEIGHT: 3'-0"
TOTAL AREA: 24.0 Sq.Ft.

BORDER TYPE: FLUSH
RECESS: 0"
WIDTH: 1"
RADII: 3"

NO. Z BARS:
LENGTH:

BACKG COLOR: Green
COPY COLOR: White

SYMBOL	X	Y	WID	HT

MAT'L:0.125" ALUMINUM

NOTES:

1. Legend and border shall be direct applied Grade C reflective sheeting.
2. Background shall be Grade C reflective sheeting.

DESIGN BY: TRT
PROJECT ID: U-2525B
CHECKED BY: ADK/CAJ
DIV: 07
DATE: October 2013

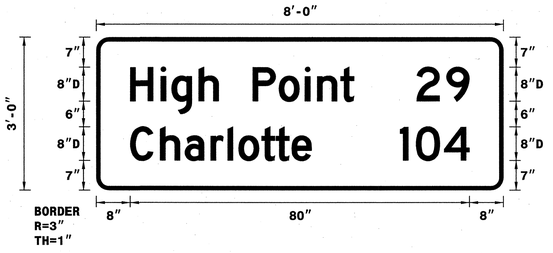

Spacing Factor is 1 unless specified otherwise

LETTER POSITIONS

Letter spacings are to start of next letter

																														Series/Size Text Length
		H	i	g	h		P	o	i	n	t																			D 2000
	8	7.2	2.6	6.4	4.7	8	6.2	6.2	2.9	5.5	3.2	35.2																		52.8
		2	9																											D 2000
	75.5	7	5.4	8																										12.5
		C	h	a	r	l	o	t	t	e																				D 2000
	8	7	5.8	6.1	4	2.6	5.4	3.4	3.8	4.7	45.2																			42.8
		1	0	4																										D 2000
	71.6	3.8	6.6	6	8																									16.4

SIGN NUMBER: 323,324
TYPE: D
QUANTITY: 2

SIGN WIDTH: 2'-6"
HEIGHT: 1'-0"
TOTAL AREA: 2.5 Sq.Ft.

BORDER TYPE: FLUSH
RECESS: 0"
WIDTH: 0.75"
RADII: 1.5"

NO. Z BARS:
LENGTH:

BACKG COLOR: Green
COPY COLOR: White

SYMBOL	X	Y	WID	HT

MAT'L: 0.125" ALUMINUM

NOTES:

1. Legend and border shall be direct applied Grade C reflective sheeting.
2. Background shall be Grade C reflective sheeting.

DESIGN BY: TRT
PROJECT ID: U-2525B
CHECKED BY: ADK/CAJ
DIV: 07
DATE: October 2013

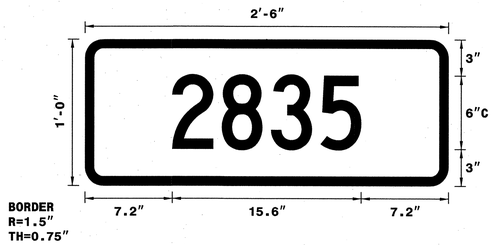

Spacing Factor is 1 unless specified otherwise

LETTER POSITIONS

Letter spacings are to start of next letter

																														Series/Size Text Length
		2	8	3	5																									C 2000
	7.2	4.1	4.1	4.1	3.4	7.2																								15.6

SIGN NUMBER: 327
TYPE: D
QUANTITY: 1

SIGN WIDTH: 6'-0"
HEIGHT: 2'-6"
TOTAL AREA: 15.0 Sq.Ft.

BORDER TYPE: FLUSH
RECESS: 0"
WIDTH: 0.75"
RADII: 3"

NO. Z BARS:
LENGTH:

BACKG COLOR: Green / Green
COPY COLOR: White

SYMBOL	X	Y	WID	HT
Type "D" Arrow	15.8	17.8	6	9
Type "D" Arrow	8.6	4.7	6	9

MAT'L: 0.125" ALUMINUM

NOTES:

1. Legend and border shall be direct applied Grade C reflective sheeting.
2. Background shall be Grade C reflective sheeting.

DESIGN BY: TRT
PROJECT ID: U-2525B
CHECKED BY: ADK/CAJ
DIV: 07
DATE: October 2013

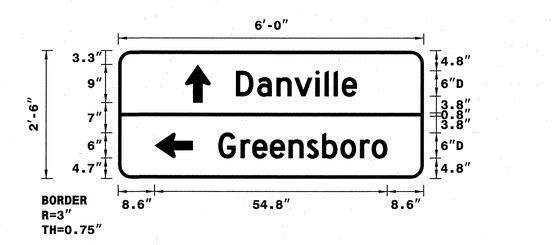

Spacing Factor is 1 unless specified otherwise

LETTER POSITIONS

Letter spacings are to start of next letter

																														Series/Size Text Length
		D	a	n	v	i	l	l	e																					D 2000
	27.8	5	4.6	4.2	5	2.2	2.2	1.9	3.5	15.8																				28.5
		G	r	e	e	n	s	b	o	r	o																			D 2000
	23.6	5.3	2.8	4.1	4.4	4.3	3.6	4.3	4.6	2.8	3.7	8.6																		39.8

HNTB NORTH CAROLINA, P.C.
343 E. Six Forks Road, Suite 200
Raleigh, North Carolina 27609
NC License No: C-1554

SIGN DESIGNS

TIP NO.	SHEET NO.
U-2525B	SIGN-4II

APPROVED:

DATE: 1-06-2014

SEAL

NORTH CAROLINA PROFESSIONAL SEAL 20675 ENGINEER CHARLES A. JOHNSON III

SIGN NUMBER: 328
TYPE: D
QUANTITY: 1

SIGN WIDTH: 5'-6"
HEIGHT: 2'-6"
TOTAL AREA: 13.8 Sq.Ft.

BORDER TYPE: FLUSH
RECESS: 0"
WIDTH: 0.75"
RADII: 3"

NO. Z BARS:
LENGTH:

BACKG COLOR: Green / Green
COPY COLOR: White

SYMBOL	X	Y	WID	HT
Type "D" Arrow	7.1	17.8	6	9
Type "D" Arrow	45.8	4.8	6	9

MAT'L: 0.125" ALUMINUM

NOTES:

1. Legend and border shall be direct applied Grade C reflective sheeting.
2. Background shall be Grade C reflective sheeting.

DESIGN BY: TRT
PROJECT ID: U-2525B
CHECKED BY: ADK/CAJ
DIV: 07
DATE: October 2013

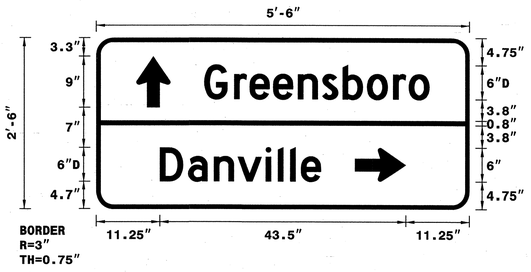

Spacing Factor is 1 unless specified otherwise

LETTER POSITIONS

Letter spacings are to start of next letter

	G	r	e	e	n	s	b	o	r	o		Series/Size Text Length
19.1	5.3	2.8	4.1	4.4	4.3	3.6	4.3	4.6	2.8	3.7	7.1	D 2000 39.8
	D	a	n	v	i	l	l	e				D 2000
11.2	5	4.6	4.2	5	2.2	2.2	1.9	3.5	26.3			28.5

SIGN NUMBER: 329,330
TYPE: D
QUANTITY: 2

SIGN WIDTH: 3'-0"
HEIGHT: 1'-6"
TOTAL AREA: 4.5 Sq.Ft.

BORDER TYPE: RECESSED
RECESS: 0.38"
WIDTH: 0.38"
RADII: 1.5"

NO. Z BARS:
LENGTH:

BACKG COLOR: White
COPY COLOR: Black

SYMBOL	X	Y	WID	HT

MAT'L: 0.063" ALUMINUM

NOTES:

1. Legend and border shall be direct applied non-reflective sheeting.
2. Background shall be Grade C reflective sheeting.
3. Mount above Sign 410 (NO U TURN Sign) in 2 installations.

DESIGN BY: TRT
PROJECT ID: U-2525B
CHECKED BY: ADK/CAJ
DIV: 07
DATE: October 2013

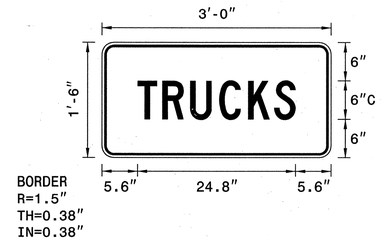

Spacing Factor is 1 unless specified otherwise

LETTER POSITIONS

Letter spacings are to start of next letter

	T	R	U	C	K	S		Series/Size Text Length
5.6	3.9	4.4	4.6	4.6	4.1	3.4	5.6	C 2000 24.8

HNTB NORTH CAROLINA, P.C.
343 E. Six Forks Road, Suite 200
Raleigh, North Carolina 27609
NC License No: C-1554

SIGN DESIGNS

TIP NO.	SHEET NO.
U-2525B	SIGN-4JJ

APPROVED: _____

DATE: 1-06-2014

SEAL

NORTH CAROLINA PROFESSIONAL SEAL 20675 ENGINEER CHARLES A. JOHNSON III

(401) QUANTITY REQ'D 5



48" X 60"
R2-1

TWO "U" POSTS PER SIGN

(406) QUANTITY REQ'D 17



36" X 24"
R5-1A

ONE "U" POST PER SIGN

(411) QUANTITY REQ'D 6



54" X 18"
R6-1(R)

TWO "U" POSTS PER SIGN

(416) QUANTITY REQ'D 15



18" X 18"
OM1-3

MOUNT BELOW SIGN 415 IN 15 INSTALLATIONS

(421) QUANTITY REQ'D 2



48" X 48"
W9-1(R)

TWO "U" POST PER SIGN

(402) QUANTITY REQ'D 3



30" X 36"
R2-1

ONE "U" POST PER SIGN

(407) QUANTITY REQ'D 14



30" X 30"
R5-1

ONE "U" POST PER SIGN
MOUNT ON BACK OF SIGN 405 IN 1 INSTALLATION

(412) QUANTITY REQ'D 4



54" X 18"
R6-1(L)

MOUNT ON BACK OF SIGN 411 IN 4 INSTALLATIONS

(417) QUANTITY REQ'D 5

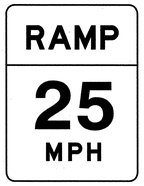

36" X 48"
W13-3

TWO "U" POSTS PER SIGN

(422) QUANTITY REQ'D 2



48" X 48"
W4-2(L)

TWO "U" POSTS PER SIGN

(425) QUANTITY REQ'D 56



36" X 48"
W1-8 (R)

INSTALL ON TWO "U" POSTS PER SIGN SPACED APPROX 24 INCHES APART ON SUPPORT CENTERS

INSTALL 28 INCH HORIZONTAL CROSS BRACING LEAVING A 1 INCH MARGIN FROM LEFT AND RIGHT EDGES OF SIGN

INSTALLATION HEIGHT: BOTTOM OF SIGN SHALL BE 4 FEET ABOVE THE EDGE OF TRAVEL LANE ELEVATION (LEFT EDGELINE OF RAMP)

ALL OTHER PORTIONS OF ROADWAY STANDARD DRAWING 904.50 APPLY

(403) QUANTITY REQ'D 2



24" X 30"
R2-1

ONE "U" POST PER SIGN

(408) QUANTITY REQ'D 4



30" X 30"
W3-1

ONE "U" POST PER SIGN

(413) QUANTITY REQ'D 6



48" X 24"
W1-7

TWO "U" POSTS PER SIGN

(418) QUANTITY REQ'D 5



36" X 48"
W13-2

TWO "U" POSTS PER SIGN

(423) QUANTITY REQ'D 18



18" X 24"
W1-8 (R)

ONE "U" POST PER SIGN

(426) QUANTITY REQ'D 1



30" X 30"
W1-1(L)

ONE "U" POST PER SIGN

(428) QUANTITY REQ'D 1

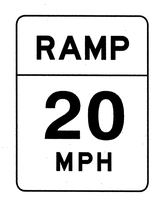

36" X 48"
W13-3

TWO "U" POSTS PER SIGN

(404) QUANTITY REQ'D 7



24" X 30"
R2-1

ONE "U" POST PER SIGN

(409) QUANTITY REQ'D 1

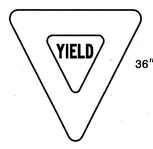

36" X 36"X 36"
R1-2

ONE "U" POST PER SIGN

(414) QUANTITY REQ'D 9



48" X 48"
W4-1(R)

TWO "U" POSTS PER SIGN

(419) QUANTITY REQ'D 2



36" X 36"
W12-1

ONE "U" POST PER SIGN

(424) QUANTITY REQ'D 18



18" X 24"
W1-8 (L)

MOUNT BACK TO BACK WITH SIGN 423
IN 18 INSTALLATIONS

(427) QUANTITY REQ'D 1



36" X 48"
W13-2

TWO "U" POSTS PER SIGN

(429) QUANTITY REQ'D 1



30" X 36"
R2-1

ONE "U" POST PER SIGN

(405) QUANTITY REQ'D 22



36" X 36"
R1-1

ONE "U" POST PER SIGN

(410) QUANTITY REQ'D 16



30" X 30"
W14-2

ONE "U" POST PER SIGN

(415) QUANTITY REQ'D 15



24" X 30"
R4-7

ONE "U" POST PER SIGN

(420) QUANTITY REQ'D 4



36" X 36"
R3-4

ONE "U" POST PER SIGN

HNTB NORTH CAROLINA, P.C.
343 E. Six Forks Road, Suite 200
Raleigh, North Carolina 27609
NC License No: C-1554

TYPE "E" SIGNS

TIP NO.	SHEET NO.
U-2525B	SIGN-4KK

APPROVED: _____

DATE: 1-06-2014

SEAL

NORTH CAROLINA PROFESSIONAL SEAL 20675 ENGINEER CHARLES A. JOHNSON III

(430) QUANTITY REQ'D 5



24" X 24"
R3-2L

ONE "U" POST PER SIGN
MOUNT BELOW SIGN 405 IN 3 INSTALLATIONS

(435) QUANTITY REQ'D 2



30" X 30"
W1-4R

ONE "U" POST PER SIGN

(431) QUANTITY REQ'D 1



36" X 48"
W13-2

TWO "U" POSTS PER SIGN

(436) QUANTITY REQ'D 1



30" X 30"
W1-4L

ONE "U" POST PER SIGN

(432) QUANTITY REQ'D 1



36" X 48"
W13-3

TWO "U" POSTS PER SIGN

(437) QUANTITY REQ'D 1



30" X 30"
W1-2R

ONE "U" POST PER SIGN

(433) QUANTITY REQ'D 1



30" X 30"
W3-3

ONE "U" POST PER SIGN

(438) QUANTITY REQ'D 1



30" X 30"
W1-2L

ONE "U" POST PER SIGN

(434) QUANTITY REQ'D 2



36" X 36"
W23-2

ONE "U" POST PER SIGN

HNTB NORTH CAROLINA, P.C.
343 E. Six Forks Road, Suite 200
Raleigh, North Carolina 27609
NC License No: C-1554

TYPE "E" SIGNS

TIP NO.	SHEET NO.
U-2525B	SIGN-4LL

APPROVED: _____

DATE: 1-06-2014

SEAL

NORTH CAROLINA PROFESSIONAL SEAL 20675 ENGINEER CHARLES A. JOHNSON III

501 506 517 518



1 - 21″ X 15″
1 - 30″ X 24″

ONE "U" POST PER SIGN

507



2 - 24″ X 12″
2 - 24″ X 24″
2 - 21″ X 15″

TWO "U" POSTS PER SIGN

516



1 - 24″ X 12″
1 - 30″ X 24″
1 - 21″ X 15″

ONE "U" POST PER SIGN

523



1 - 24″ X 12″
1 - 24″ X 24″
1 - 21″ X 15″

ONE "U" POST PER SIGN

529



1 - 24″ X 12″
1 - 24″ X 24″

ONE "U" POST PER SIGN

533



1 - 36″ X 18″
1 - 36″ X 18″
1 - 45″ X 36″
1 - 21″ X 15″

ONE "U" POST PER SIGN

502 511

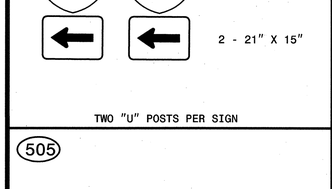

2 - 24″ X 12″
2 - 30″ X 24″
2 - 21″ X 15″

TWO "U" POSTS PER SIGN

508 514

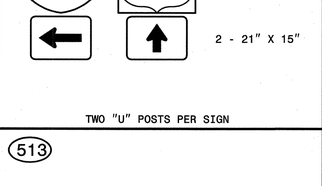

2 - 24″ X 12″
2 - 30″ X 24″
2 - 21″ X 15″

TWO "U" POSTS PER SIGN

519

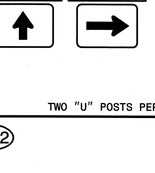

1 - 36″ X 18″
1 - 45″ X 36″

TWO "U" POSTS PER SIGN

524 527



1 - 21″ X 15″
1 - 24″ X 24″

ONE "U" POST PER SIGN

530



1 - 36″ X 18″
1 - 36″ X 36″
1 - 21″ X 15″

ONE "U" POST PER SIGN

503 512

1 - 24″ X 12″
1 - 30″ X 24″
1 - 21″ X 15″

ONE "U" POST PER SIGN

509 515

1 - 24″ X 12″
1 - 30″ X 24″
1 - 21″ X 15″

ONE "U" POST PER SIGN

520 534

1 - 36″ X 18″
1 - 45″ X 36″

TWO "U" POSTS PER SIGN

525

2 - 24″ X 12″
2 - 24″ X 24″
2 - 21″ X 15″

TWO "U" POSTS PER SIGN

531

1 - 36″ X 18″
1 - 36″ X 36″
1 - 21″ X 15″

ONE "U" POST PER SIGN

504

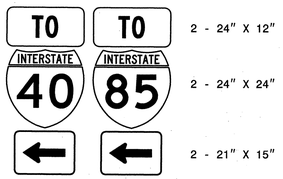

2 - 24″ X 12″
2 - 24″ X 24″
2 - 21″ X 15″

TWO "U" POSTS PER SIGN

510

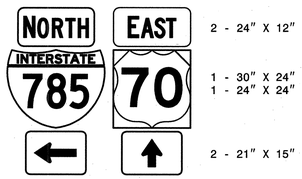

2 - 24″ X 12″
1 - 30″ X 24″
1 - 24″ X 24″
2 - 21″ X 15″

TWO "U" POSTS PER SIGN

521



2 - 24″ X 12″
2 - 24″ X 24″
2 - 21″ X 15″

TWO "U" POSTS PER SIGN

526



1 - 24″ X 12″
1 - 24″ X 24″
1 - 21″ X 15″

ONE "U" POST PER SIGN

532



1 - 36″ X 18″
1 - 45″ X 36″

TWO "U" POSTS PER SIGN

505



2 - 24″ X 12″
1 - 30″ X 24″
1 - 24″ X 24″
2 - 21″ X 15″

TWO "U" POSTS PER SIGN

513

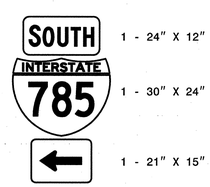

1 - 24″ X 12″
1 - 30″ X 24″
1 - 21″ X 15″

ONE "U" POST PER SIGN

522



1 - 24″ X 12″
1 - 24″ X 24″
1 - 21″ X 15″

ONE "U" POST PER SIGN

528



1 - 24″ X 12″
1 - 24″ X 24″
1 - 21″ X 15″

ONE "U" POST PER SIGN

HNTB NORTH CAROLINA, P.C.
343 E. Six Forks Road, Suite 200
Raleigh, North Carolina 27609
NC License No: C-1554

TYPE 'F' SIGNS

TIP NO.	SHEET NO.
U-2525B	SIGN-4MM

APPROVED: _____

DATE: 1-06-2014

SEAL

NORTH CAROLINA PROFESSIONAL SEAL 20675 ENGINEER CHARLES A. JOHNSON III

SPECIAL MILEMARKER DESIGN ALONG I-785

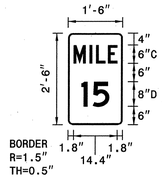

INSTALLATION NOTE:
INSTALL ON 3 LB. U-CHANNEL POST 4' ABOVE EDGE OF TRAVEL LANE (EDGELINE) ELEVATION. INSTALL AT SHOULDER POINT OR MAX OF 15' FROM EDGE OF TRAVEL LANE, UNLESS OTHERWISE APPROVED BY ENGINEER.

MILE 16 — 18" X 30"

ONE "U" POST PER SIGN

MILE 19 — 18" X 30"

SPECIAL MILEMARKER DESIGN ALONG US-29

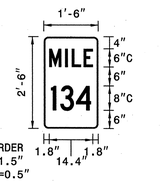

INSTALLATION NOTE:
INSTALL ON 3 LB. U-CHANNEL POST 4' ABOVE EDGE OF TRAVEL LANE (EDGELINE) ELEVATION. INSTALL AT SHOULDER POINT OR MAX OF 15' FROM EDGE OF TRAVEL LANE, UNLESS OTHERWISE APPROVED BY ENGINEER.

MILE 135 / .5 — 18" X 42"

ONE "U" POST PER SIGN

SPECIAL MILEMARKER DESIGN ALONG I-785

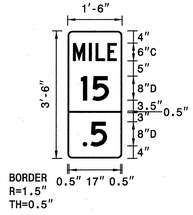

INSTALLATION NOTE:
INSTALL ON 3 LB. U-CHANNEL POST 4' ABOVE EDGE OF TRAVEL LANE (EDGELINE) ELEVATION. INSTALL AT SHOULDER POINT OR MAX OF 15' FROM EDGE OF TRAVEL LANE, UNLESS OTHERWISE APPROVED BY ENGINEER.

MILE 17 — 18" X 30"

ONE "U" POST PER SIGN

MILE 19 / .5 — 18" X 42"

ONE "U" POST PER SIGN

SPECIAL MILEMARKER DESIGN ALONG US-29

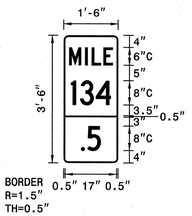

INSTALLATION NOTE:
INSTALL ON 3 LB. U-CHANNEL POST 4' ABOVE EDGE OF TRAVEL LANE (EDGELINE) ELEVATION. INSTALL AT SHOULDER POINT OR MAX OF 15' FROM EDGE OF TRAVEL LANE, UNLESS OTHERWISE APPROVED BY ENGINEER.

MILE 136 — 18" X 30"

ONE "U" POST PER SIGN

MILE 14 / .5 — 18" X 42"

ONE "U" POST PER SIGN

MILE 17 / .5 — 18" X 42"

ONE "U" POST PER SIGN

MILE 20 — 18" X 30"

ONE "U" POST PER SIGN

MILE 134 / .5 — 18" X 42"

ONE "U" POST PER SIGN

MILE 136 / .5 — 18" X 42"

ONE "U" POST PER SIGN

MILE 15 — 18" X 30"

ONE "U" POST PER SIGN

MILE 18 — 18" X 30"

ONE "U" POST PER SIGN

MILE 20 / .5 — 18" X 42"

ONE "U" POST PER SIGN

MILE 135 — 18" X 30"

ONE "U" POST PER SIGN

MILE 15 / .5 — 18" X 42"

ONE "U" POST PER SIGN

MILE 18 / .5 — 18" X 42"

ONE "U" POST PER SIGN

MILE 21 — 18" X 30"

ONE "U" POST PER SIGN

HNTB
HNTB NORTH CAROLINA, P.C.
343 E. Six Forks Road, Suite 200
Raleigh, North Carolina 27609
NC License No: C-1554

MILEMARKERS

TIP NO.	SHEET NO.
U-2525B	SIGN-4NN

APPROVED:

DATE: 6/11/12

SEAL

NORTH CAROLINA PROFESSIONAL SEAL 022959 ENGINEER RONALD W. KING

STATE OF NORTH CAROLINA
DEPT. OF TRANSPORTATION
DIVISION OF HIGHWAYS
RALEIGH, N.C.

1-12

ENGLISH STANDARD DRAWING FOR

MILEPOST AND PLACEMENT

SHEET 1 OF 1

904D40

MILEPOST PLACEMENT

ROADWAY WITH CURB

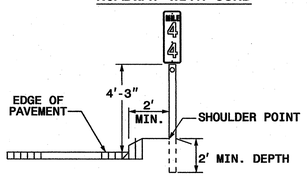

ROADWAY WITH 10' PAVED SHOULDER

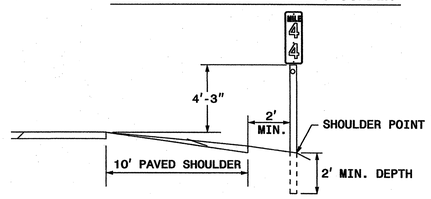

NOTES:

1. A MILEPOST SIGN SHALL CONSIST OF ONE (1) 12" X 24", 12" X 36" OR 12" X 48" SIGN PANEL. AN ENHANCE REFERENCE LOCATION SIGN SHALL CONSIST OF ONE (1) 18" X 54" SIGN PANEL. AN INTERMEDIATE ENHANCE REFERENCE LOCATION SIGN SHALL CONSIST OF ONE (1) 18" X 60" SIGN PANEL.
2. FABRICATE SIGNS FROM .080" SHEET ALUMINUM. EACH SIGN SHALL HAVE SILVER STUCK-ON MESSAGE AND BORDER ON GREEN BACKGROUND. MESSAGE, BORDER AND BACKGROUND TO BE REFLECTORIZED.
3. MILEPOST AND ENHANCE REFERENCE LOCATION SIGNS REQUIRE ONE (1) 2-LB GALVANIZED STEEL U-CHANNEL POST. THE POST'S LENGTH MUST MEET THE REQUIREMENTS SHOWN IN THESE STANDARDS.
4. POSTS SHALL BE DRIVEN. THE TOP OF POST SHALL NOT PROJECT ABOVE THE TOP OF SIGN.
5. ATTACH EACH SIGN TO THE WIDE FACE (FLANGES) OF THE POST BY MEANS OF THE FOLLOWING COMBINATION- 5/16" HEX HEAD BOLT, NYLON WASHER, SHIM, FLAT WASHER, LOCK WASHER, HEX NUT. FULL CONTACT BETWEEN THE SIGN AND THE POST SHALL BE ACHIEVED. NO BUCKLING OF THE SIGN WILL BE PERMITTED.
6. PLACE MILEPOST SIGNS AT THE SHOULDER POINT UNLESS THE ENGINEER DIRECTS OTHERWISE.

POST DETAILS

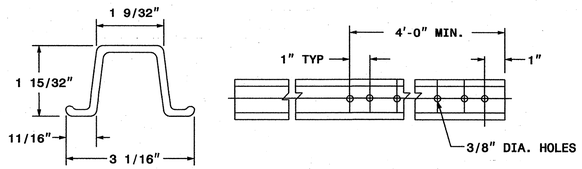

2-LB U-CHANNEL

FASTENER

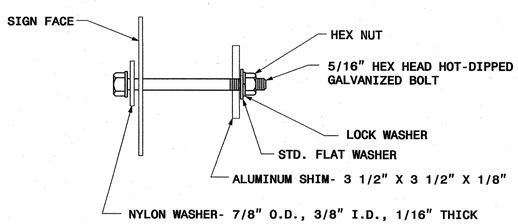

STATE OF
NORTH CAROLINA
DEPT. OF TRANSPORTATION
DIVISION OF HIGHWAYS
RALEIGH, N.C.

1-12

ENGLISH STANDARD DRAWING FOR

MILEPOST AND PLACEMENT

SHEET 1 OF 1

904D40

REVISED SIGNING
ROADWAY STANDARD DRAWING

6-11-12

11-JUN-2012 10:33
S:\S&DU\Standard Group NEW\Standards and Drawings\Drawings\2012 Standard Dwgs\Division 9\0904.40_sgn_milepost_Revised.dgn
dstokes AT IE24745

TIP NO.	SHEET NO.
U-2525B	SIGN-5

APPROVED: [signature]

DATE: 1-06-2014

SEAL

NORTH CAROLINA PROFESSIONAL SEAL 20675 ENGINEER CHARLES A. JOHNSON III

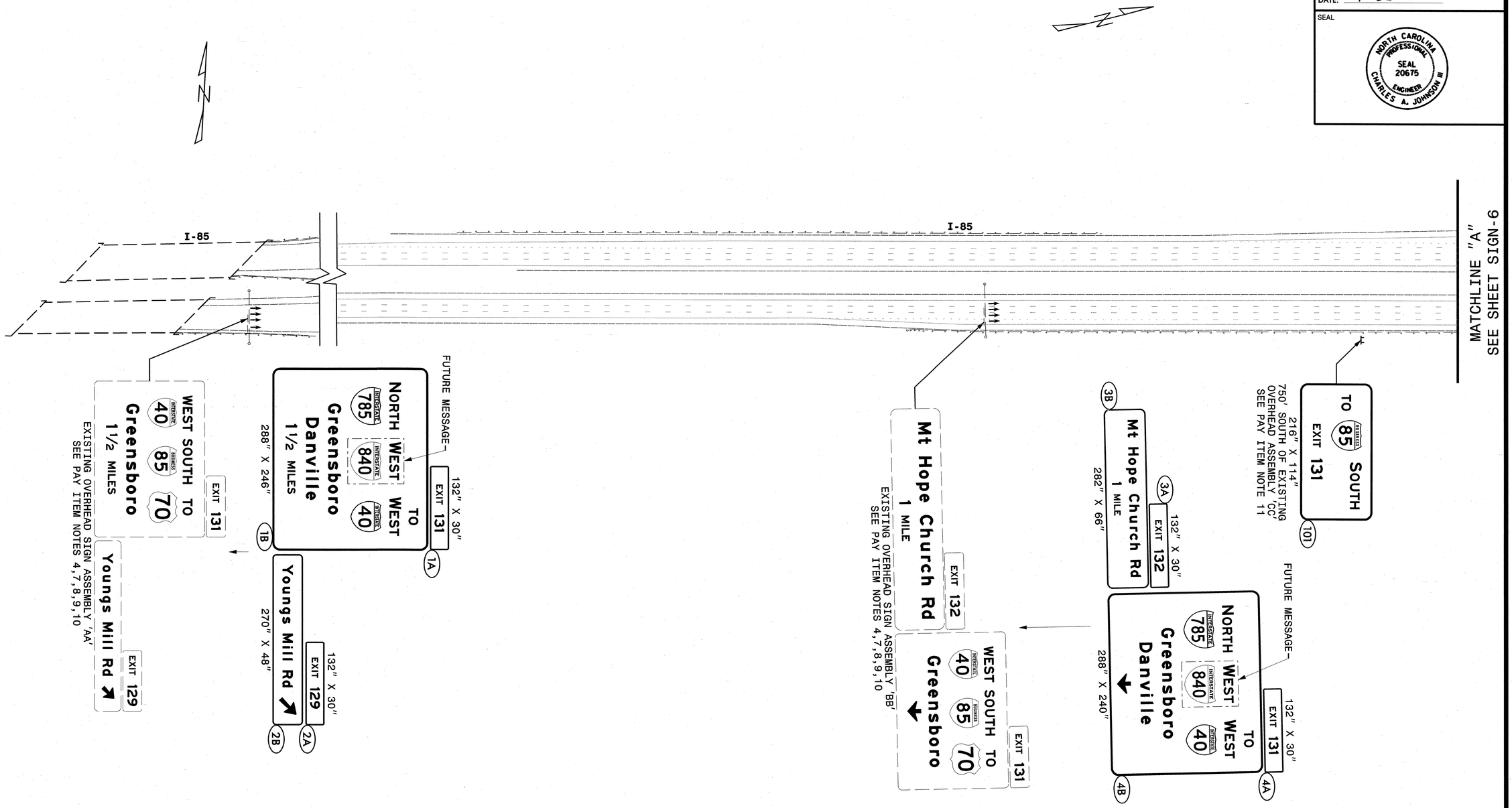

RETAIN ALL EXISTING SIGNS ON THIS SHEET UNLESS OTHERWISE NOTED

HNTB

HNTB NORTH CAROLINA, P.C.
343 E. Six Forks Road, Suite 200
Raleigh, North Carolina 27609
NC License No: C-1554

EXISTING AND PROPOSED SIGNS
I-85

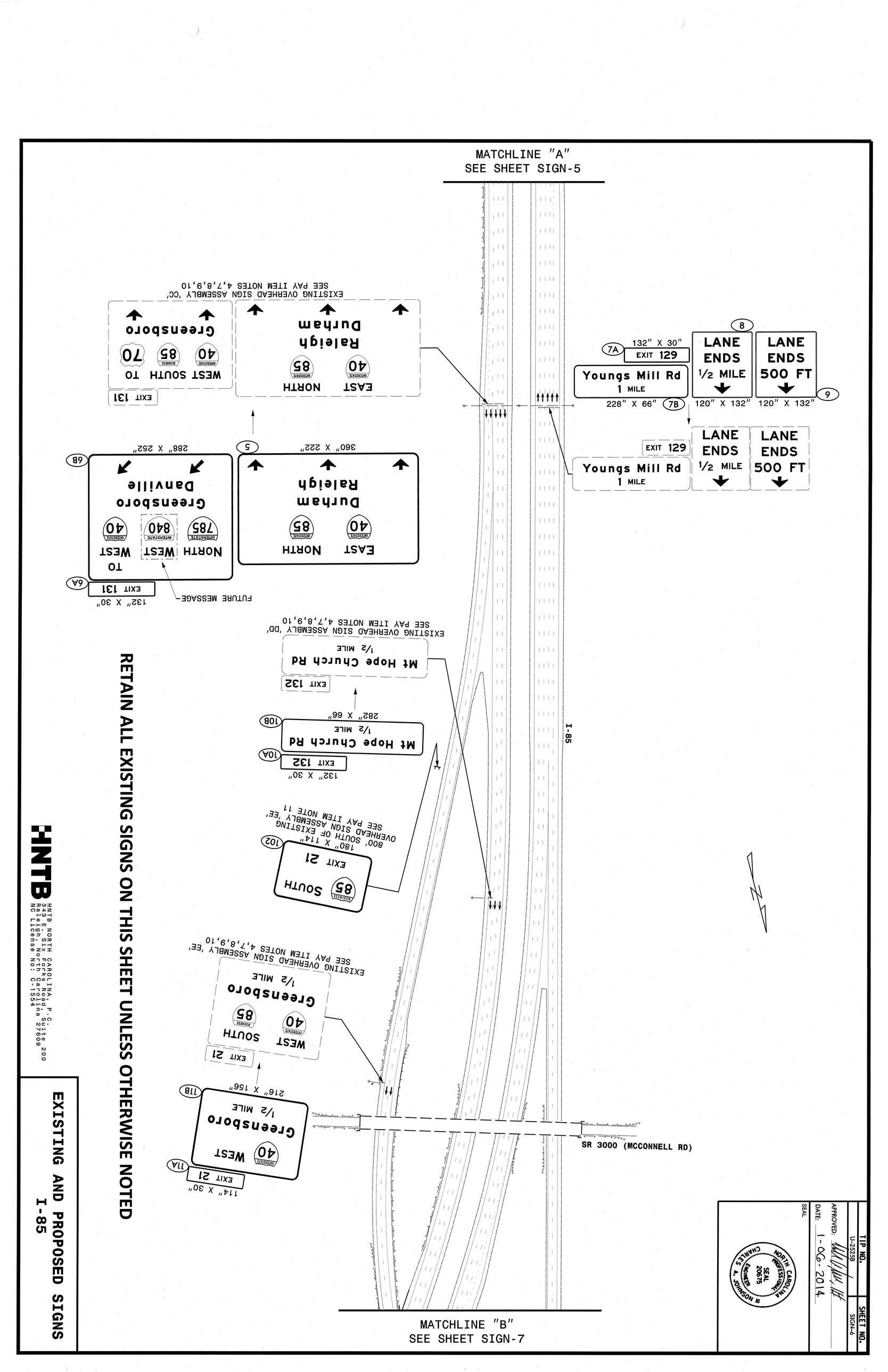
MATCHLINE "A"
SEE SHEET SIGN-5
8
LANE ENDS 1/2 MILE
LANE ENDS 500 FT
9
120" X 132"
120" X 132"
7A
132" X 30"
EXIT 129
Youngs Mill Rd
1 MILE
228" X 66"
7B
EXIT 129
Youngs Mill Rd
1 MILE
LANE ENDS 1/2 MILE
LANE ENDS 500 FT
EXISTING OVERHEAD SIGN ASSEMBLY 'CC'
SEE PAY ITEM NOTES 4,7,8,9,10
EAST NORTH
40 85
Raleigh
Durham
WEST SOUTH TO
40 85 70
Greensboro
EXIT 131
5
360" X 222"
288" X 252"
6B
EAST NORTH
40 85
Raleigh
Durham
TO WEST
NORTH WEST
40 840 785
Greensboro
Danville
6A
EXIT 131
132" X 30"
FUTURE MESSAGE
EXISTING OVERHEAD SIGN ASSEMBLY 'DD'
SEE PAY ITEM NOTES 4,7,8,9,10
Mt Hope Church Rd
1/2 MILE
EXIT 132
10B
282" X 66"
Mt Hope Church Rd
1/2 MILE
10A
EXIT 132
132" X 30"
I-85
10
180" X 114"
800' SOUTH OF EXISTING OVERHEAD SIGN ASSEMBLY 'EE'
SEE PAY ITEM NOTE 11
SOUTH
85
EXIT 21
EXISTING OVERHEAD SIGN ASSEMBLY 'EE'
SEE PAY ITEM NOTES 4,7,8,9,10
WEST SOUTH
40 85
Greensboro
1/2 MILE
EXIT 21
11B
216" X 156"
WEST
40
Greensboro
1/2 MILE
11A
EXIT 21
114" X 30"
SR 3000 (MCCONNELL RD)
MATCHLINE "B"
SEE SHEET SIGN-7
RETAIN ALL EXISTING SIGNS ON THIS SHEET UNLESS OTHERWISE NOTED
EXISTING AND PROPOSED SIGNS
I-85
HNTB
HNTB NORTH CAROLINA, P.C.
343 E. Six Forks Road, Suite 200
Raleigh, North Carolina 27609
NC License No: C-1554
NORTH CAROLINA PROFESSIONAL ENGINEER SEAL 20675 CHARLES A. JOHNSON III
SEAL
APPROVED:
DATE: 1-06-2014
TIP NO. U-2525B
SHEET NO. SIGN-6

RETAIN ALL EXISTING SIGNS ON THIS SHEET UNLESS OTHERWISE NOTED

TIP NO.	SHEET NO.
U-2525B	SIGN-7

APPROVED: _____

DATE: 1-06-2014

SEAL

NORTH CAROLINA PROFESSIONAL SEAL 20675 ENGINEER CHARLES A. JOHNSON III

MATCHLINE "D"
SEE SHEET SIGN-8

MATCHLINE "B"
SEE SHEET SIGN-6

MATCHLINE "C"
SEE SHEET SIGN-12

MATCHLINE "E"
SEE SHEET SIGN-9

I-785/FUTURE I-840

I-85

I-40/I-85 BUS

FUTURE MESSAGE

OVERHEAD SIGN ASSEMBLY 'A'
288" X 192"
75' WEST OF EXISTING STRUCTURE

17B — SOUTH NORTH WEST — Danville Charlotte — 85 785 840 INTERSTATE — 17A — 132" X 30" — EXIT 227

16B — 282" X 66" — Mt Hope Church Rd 1/2 MILE — 16A — 132" X 30" — EXIT 132

39A — 132" X 30" — EXIT 132

39B — Mt Hope Church Rd 3/4 MILE — 282" X 66"

EXIT 132 — Mt Hope Church Rd 3/4 MILE

EXISTING OVERHEAD SIGN ASSEMBLY '00'
SEE PAY ITEM NOTES 4,7,8,9,10

MILE 21 — 2 SIGNS 67' FROM EXISTING OVERHEAD SIGN ASSEMBLY 'FF' SEE PAY ITEM NOTE 14

RETAIN EXIT 21

SEE PAY ITEM NOTE 1

EXIT 227 — SOUTH TO 85 70 INTERSTATE — Mt Hope Church Rd 1/2 MILE — EXIT 132

SEE PAY ITEM NOTE 3

BRIDGE ICES BEFORE ROAD

EXIT 30 MPH — 427

EXIT 20 MPH — SEE PAY ITEM NOTE 3

RAMP 20 MPH — 42B

9 — NORTH WEST — 840 785 INTERSTATE — Danville — 192" X 126"

SOUTH — 85 INTERSTATE — High Point Charlotte — 18

RAMP 90 — 198" X 144" — OVERHEAD SIGN ASSEMBLY 'B' (EXISTING) SUPPORTED ON EXISTING STRUCTURE

TO 70 — SOUTH 85 INTERSTATE — SEE PAY ITEM NOTE 1

6 SIGNS — 425

EXISTING OVERHEAD SIGN ASSEMBLY 'FF'
SEE PAY ITEM NOTES 4,7,8,9,10

TO 70

LANE ENDS 500 FT — 13 — 120" X 132"

LANE ENDS 500 FT

NORTH WEST — 785 INTERSTATE 840 INTERSTATE — Danville — 222" X 186" — 12

FUTURE MESSAGE

WEST SOUTH — 40 INTERSTATE 85 INTERSTATE — Greensboro — EXIT 21

15A — 132" X 30" — EXIT 226

McConnell Rd 1/2 MILE — 204" X 72" — 15B

EXIT 226 — McConnell Rd 1/2 MILE

EXISTING OVERHEAD SIGN ASSEMBLY 'GG'
SEE PAY ITEM NOTES 4,7,8,9,10

WEST 40 INTERSTATE — Greensboro — 270" X 126" — 14B

114" X 30" — EXIT 21 — 14A

SEE PAY ITEM NOTES 11,12 — 72" X 60"

EXIT — 25 MPH — 72" X 24" — 20B — 20A

EXIT — SEE PAY ITEM NOTE 5

RETAIN EXIT 227

HNTB

HNTB NORTH CAROLINA, P.C.
343 E. Six Forks Road, Suite 200
Raleigh, North Carolina 27609
NC License No: C-1554

EXISTING AND PROPOSED SIGNS
I-40/I-85

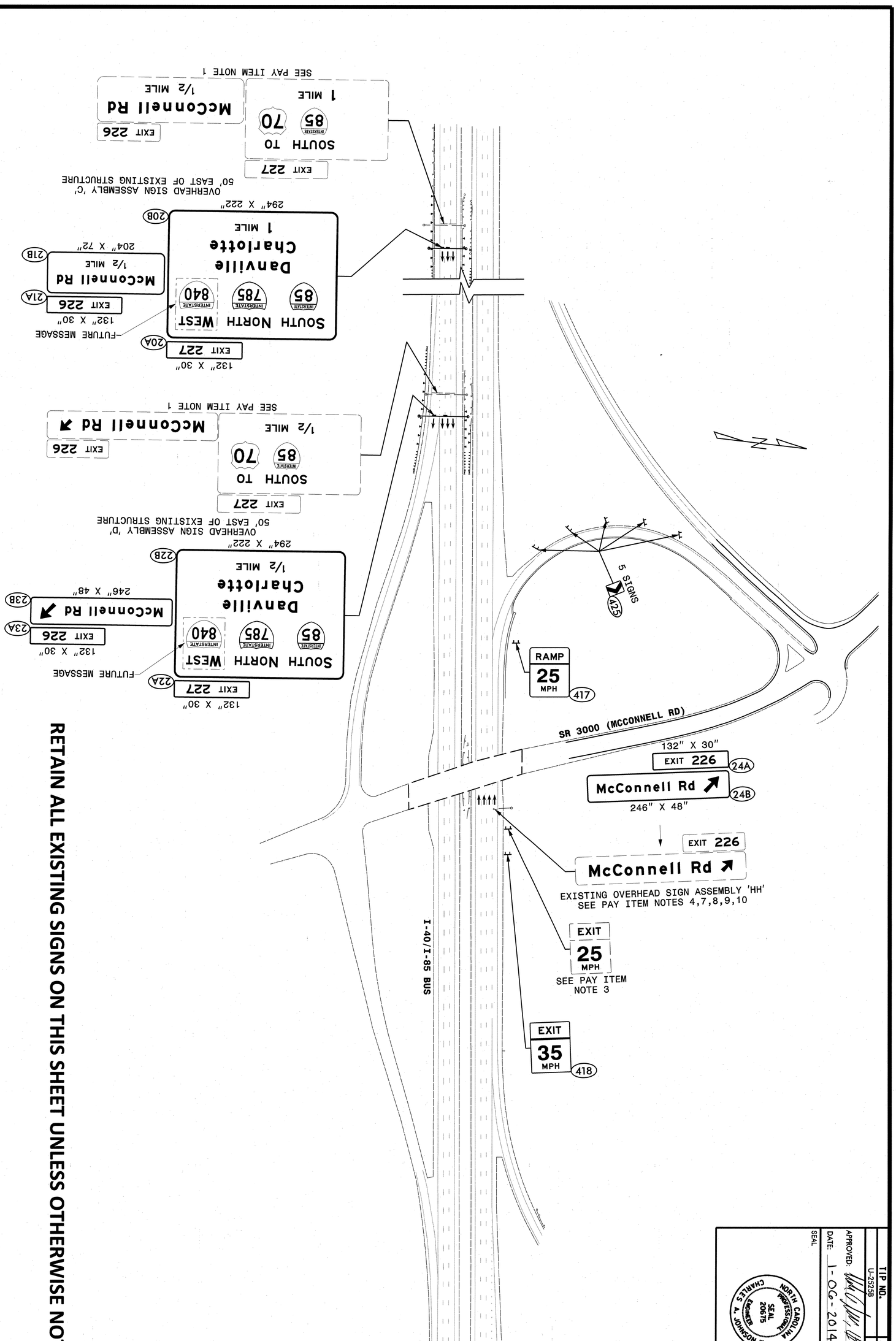

RETAIN ALL EXISTING SIGNS ON THIS SHEET UNLESS OTHERWISE NOTED

EXISTING AND PROPOSED SIGNS
I-85 BUS

HNTB
HNTB NORTH CAROLINA, P.C.
343 E. Six Forks Road, Suite 200
Raleigh, North Carolina 27609
NC License No: C-1554

NORTH CAROLINA PROFESSIONAL ENGINEER SEAL 20675 CHARLES A. JOHNSON III

APPROVED:
DATE: 1-06-2014
SEAL

TIP NO.	SHEET NO.
U-2525B	SIGN-8

TIP NO.	SHEET NO.
U-2525B	SIGN-9

APPROVED: [signature]

DATE: 1-06-2014

SEAL

NORTH CAROLINA PROFESSIONAL SEAL 20675 ENGINEER CHARLES A. JOHNSON III

RETAIN ALL EXISTING SIGNS ON THIS SHEET UNLESS OTHERWISE NOTED

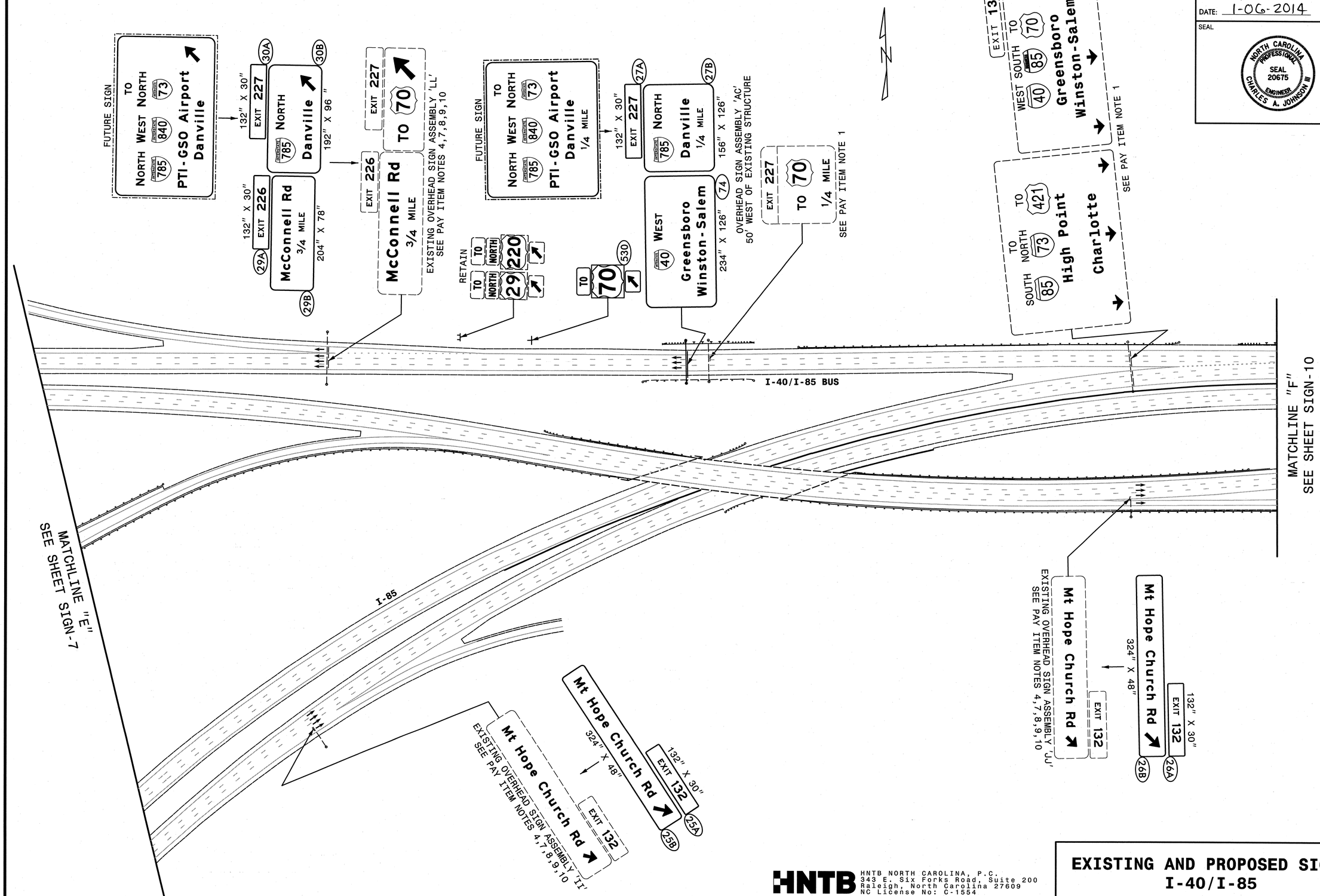

HNTB

HNTB NORTH CAROLINA, P.C.
343 E. Six Forks Road, Suite 200
Raleigh, North Carolina 27609
NC License No: C-1554

EXISTING AND PROPOSED SIGNS
I-40/I-85

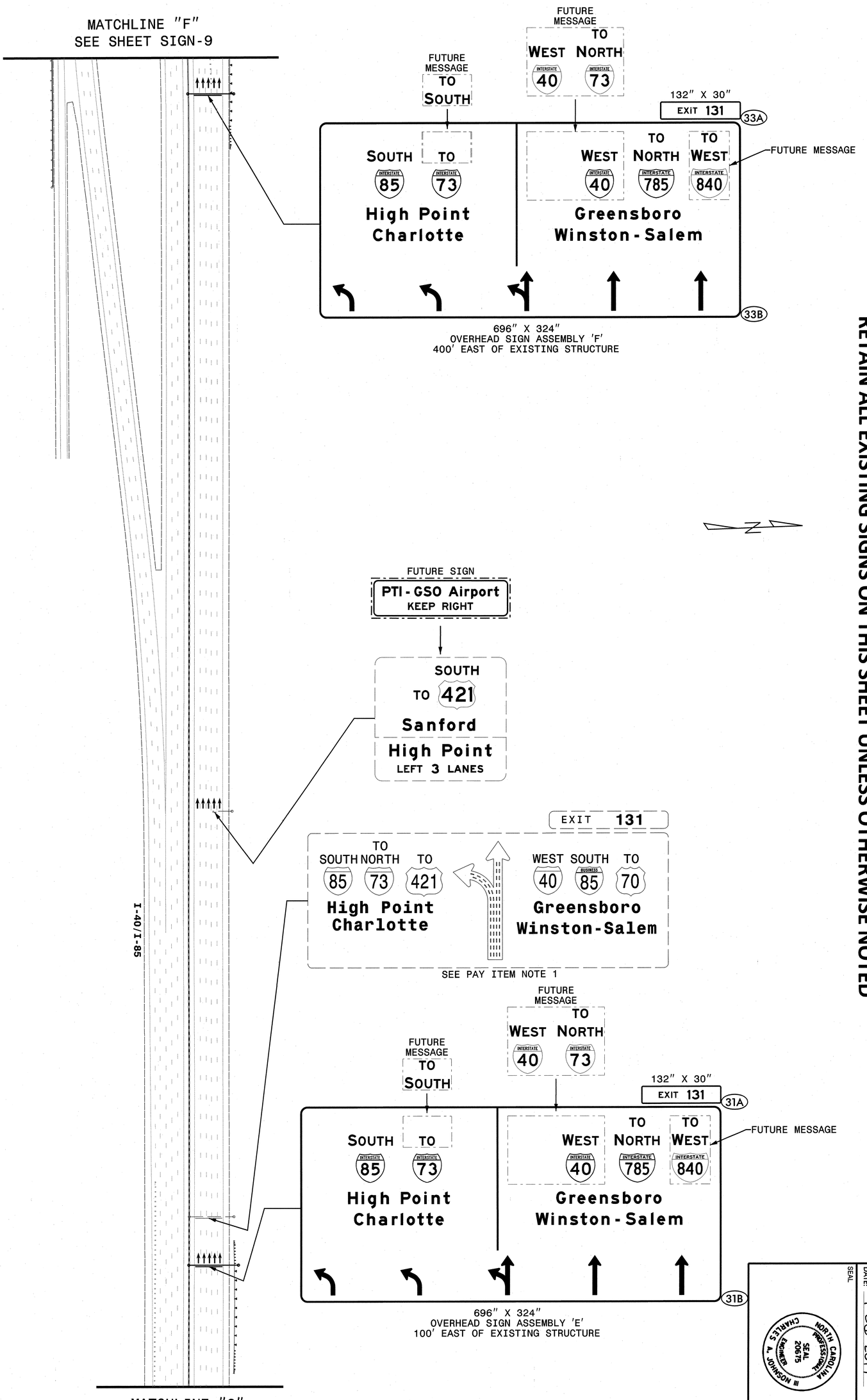

RETAIN ALL EXISTING SIGNS ON THIS SHEET UNLESS OTHERWISE NOTED

EXISTING AND PROPOSED SIGNS
I-40/I-85

HNTB
HNTB NORTH CAROLINA, P.C.
343 E. Six Forks Road, Suite 200
Raleigh, North Carolina 27609
NC License No: C-1554

NORTH CAROLINA PROFESSIONAL ENGINEER SEAL 20675 CHARLES A. JOHNSON III

APPROVED:
DATE: 1-06-2014
SEAL

TIP NO.	SHEET NO.
U-2525B	SIGN-10

RETAIN ALL EXISTING SIGNS ON THIS SHEET UNLESS OTHERWISE NOTED

TIP NO.	SHEET NO.
U-2525B	SIGN-11

APPROVED:

DATE: 1-06-2014

SEAL

NORTH CAROLINA PROFESSIONAL SEAL 20675 ENGINEER CHARLES A. JOHNSON III

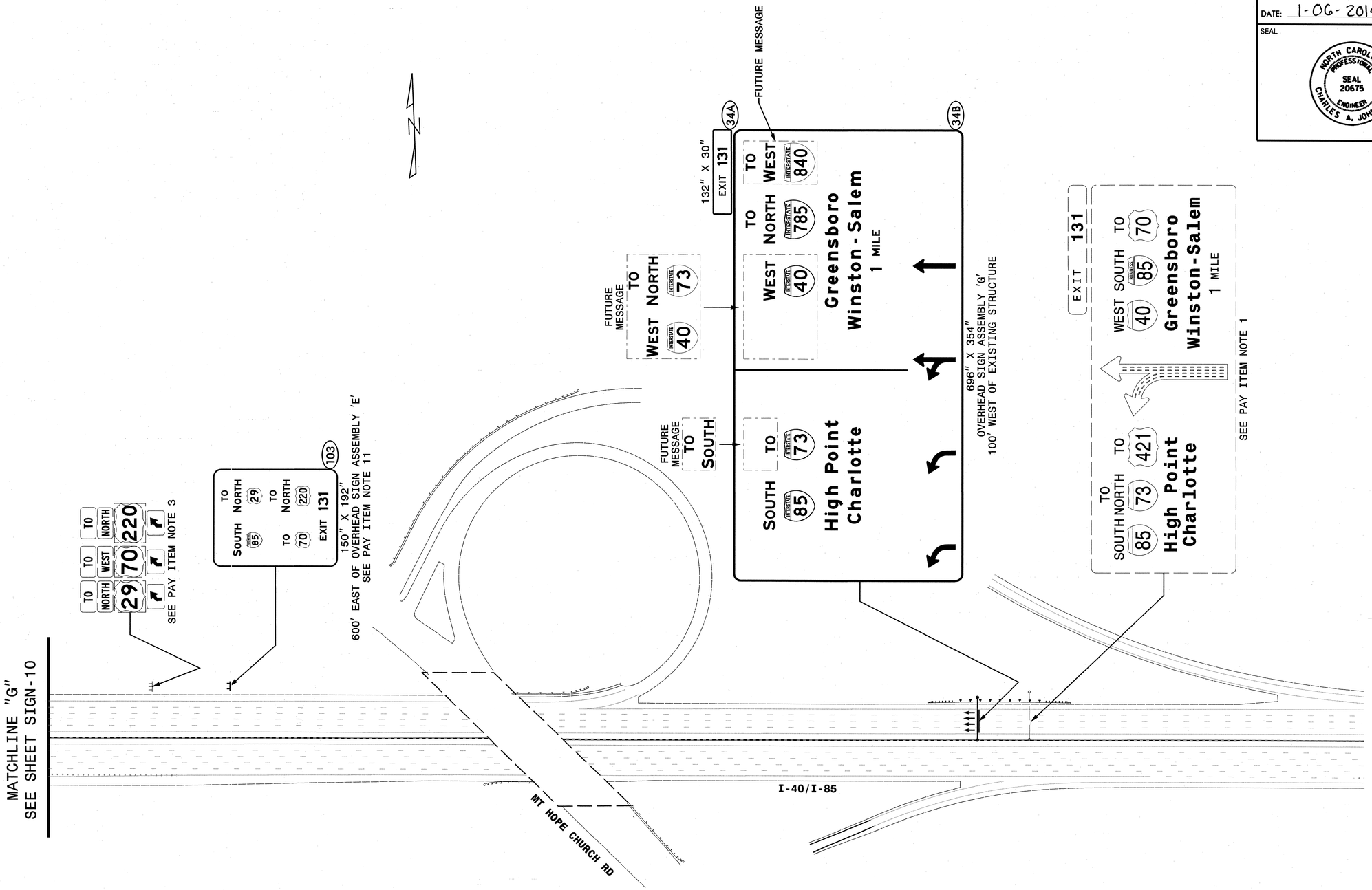

HNTB NORTH CAROLINA, P.C.
343 E. Six Forks Road, Suite 200
Raleigh, North Carolina 27609
NC License No: C-1554

EXISTING AND PROPOSED SIGNS
I-40/I-85

TIP NO.	SHEET NO.
U-2525B	SIGN-12

APPROVED: _____

DATE: 1-06-2019

SEAL

NORTH CAROLINA PROFESSIONAL SEAL 20675 ENGINEER CHARLES A. JOHNSON III

RETAIN ALL EXISTING SIGNS ON THIS SHEET UNLESS OTHERWISE NOTED

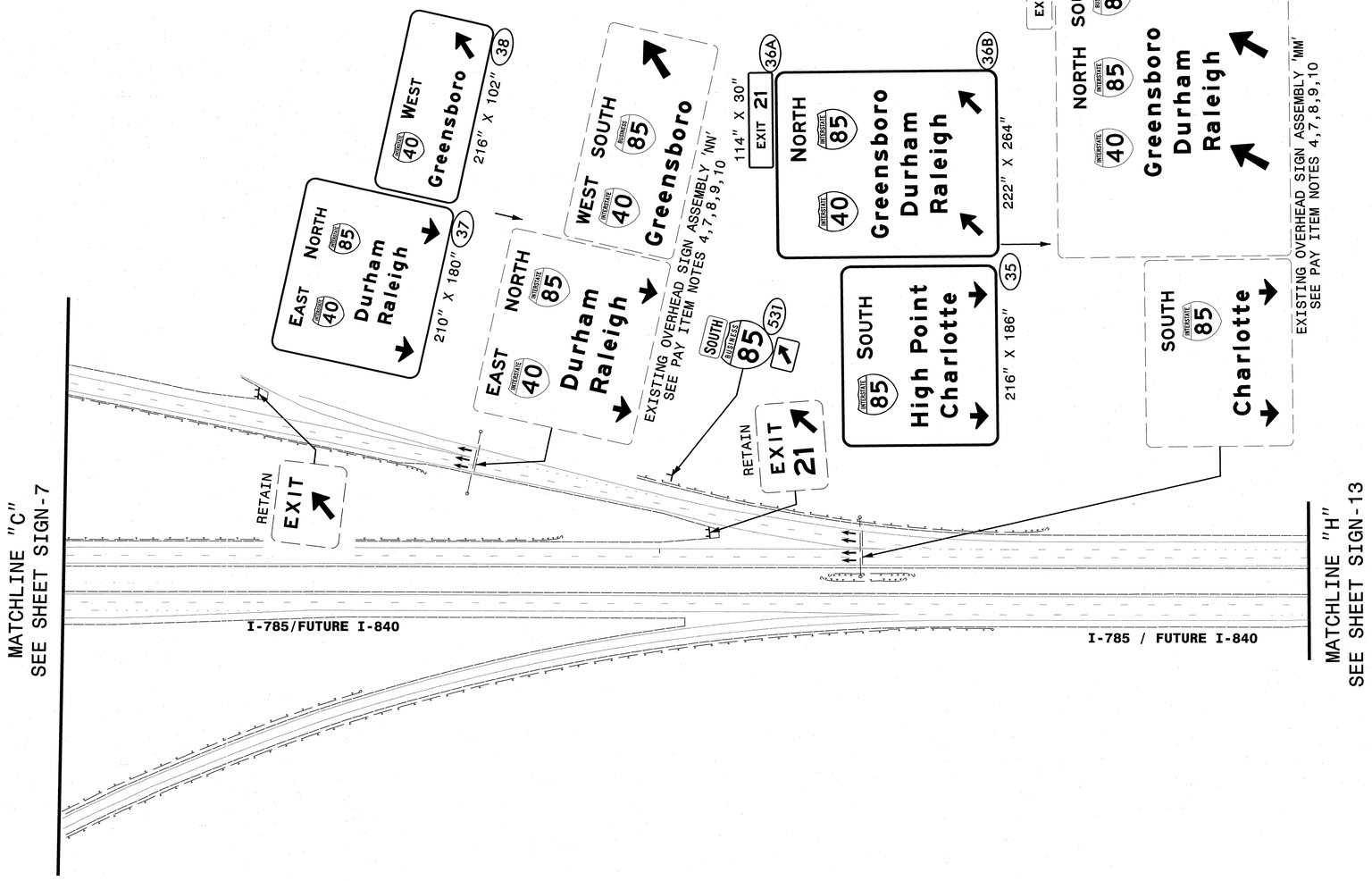

HNTB NORTH CAROLINA, P.C.
343 E. Six Forks Road, Suite 200
Raleigh, North Carolina 27609
NC License No: C-1554

EXISTING AND PROPOSED SIGNS
I-785/FUTURE I-840

TIP NO.	SHEET NO.
U-2525B	SIGN-13

APPROVED: _____

DATE: 1-06-2014

SEAL

NORTH CAROLINA PROFESSIONAL SEAL 20675 ENGINEER CHARLES A. JOHNSON III

RETAIN ALL EXISTING SIGNS ON THIS SHEET UNLESS OTHERWISE NOTED

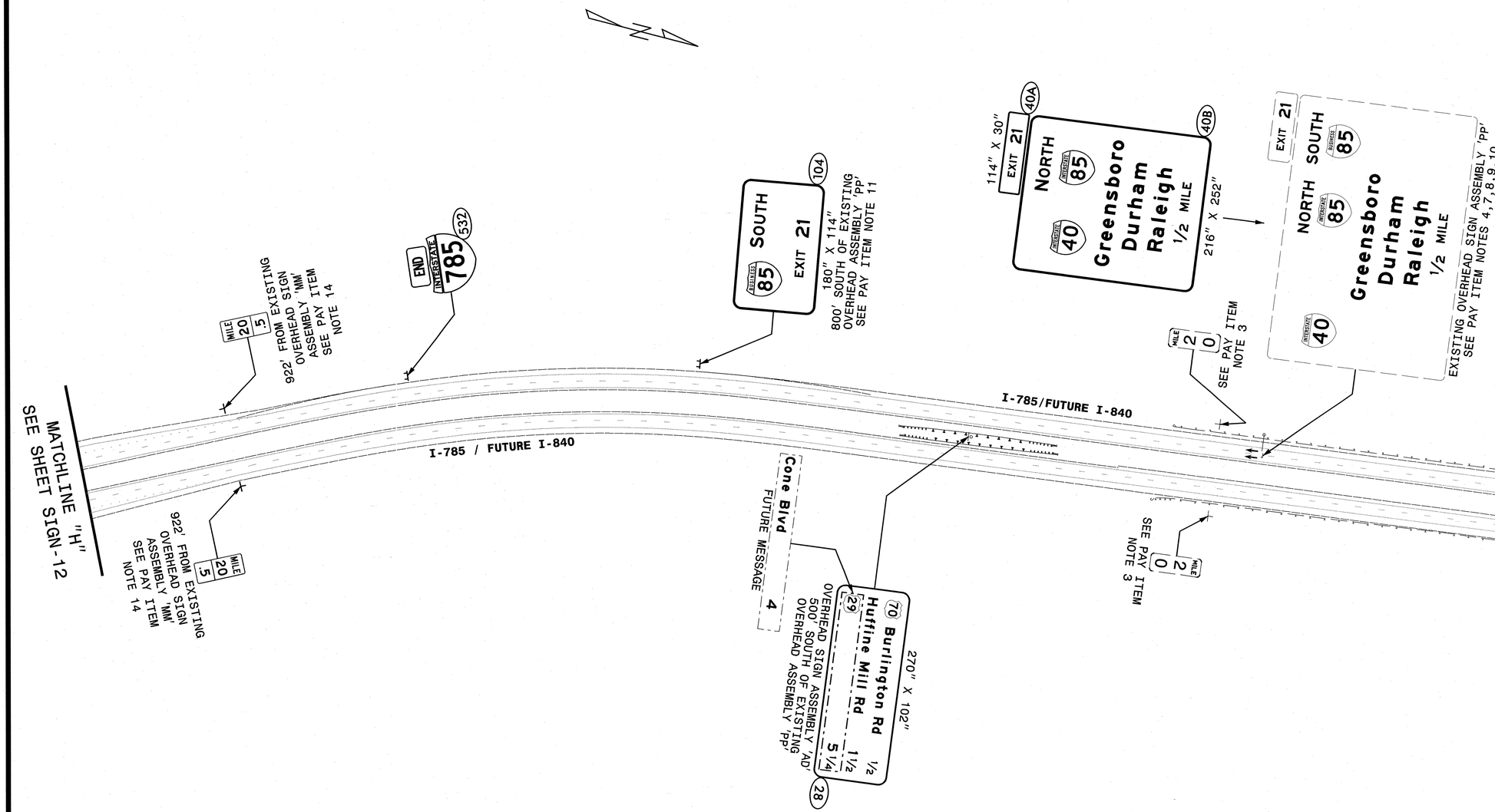

HNTB NORTH CAROLINA, P.C.
343 E. Six Forks Road, Suite 200
Raleigh, North Carolina 27609
NC License No: C-1554

EXISTING AND PROPOSED SIGNS
I-785/FUTURE I-840

TIP NO.	SHEET NO.
U-2525B	SIGN-14

APPROVED:

DATE: 1-06-2014

SEAL

NORTH CAROLINA PROFESSIONAL SEAL 20675 ENGINEER CHARLES A. JOHNSON III

RETAIN ALL EXISTING SIGNS ON THIS SHEET UNLESS OTHERWISE NOTED

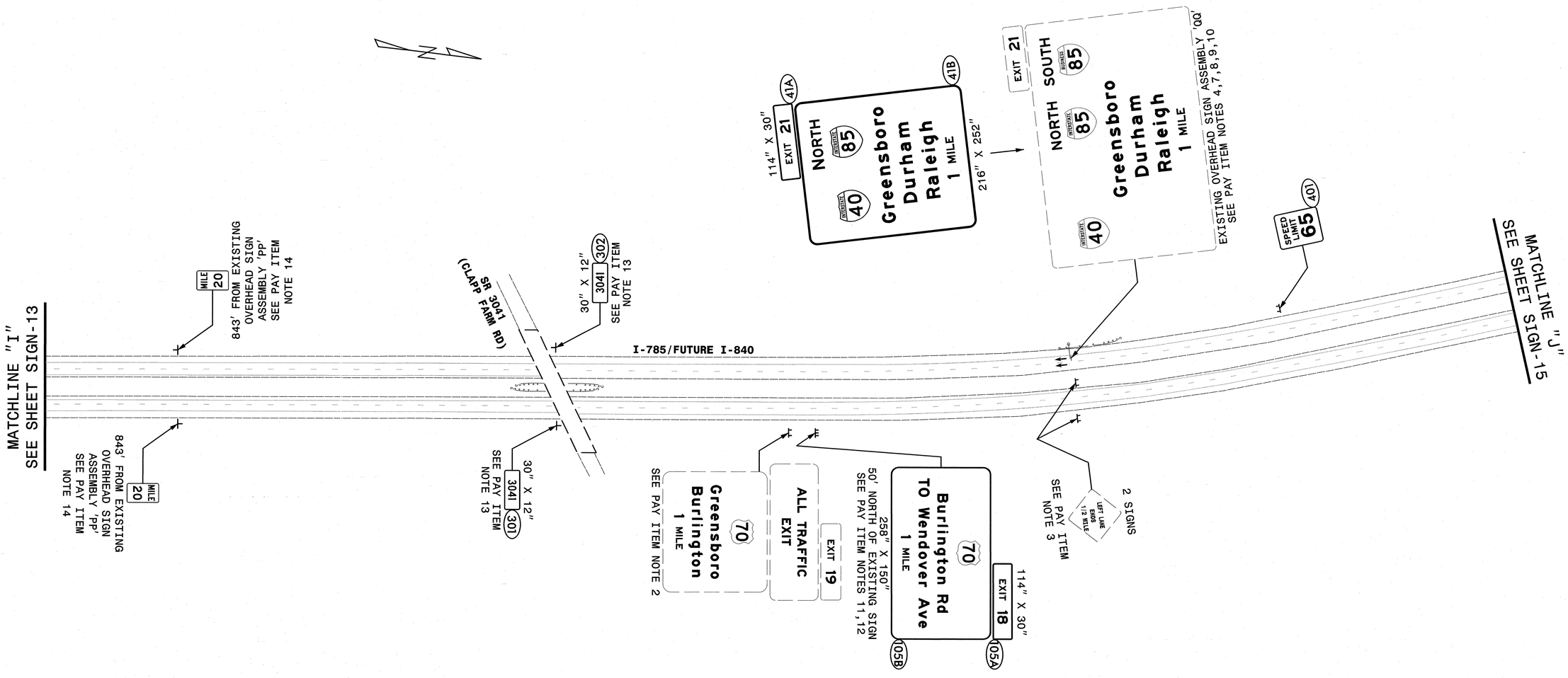

HNTB NORTH CAROLINA, P.C.
343 E. Six Forks Road, Suite 200
Raleigh, North Carolina 27609
NC License No: C-1554

EXISTING AND PROPOSED SIGNS
I-785/FUTURE I-840

TIP NO.	SHEET NO.
U-2525B	SIGN-15

APPROVED: [signature]

DATE: 1-06-2014

SEAL

NORTH CAROLINA PROFESSIONAL SEAL 20675 ENGINEER CHARLES A. JOHNSON III

RETAIN ALL EXISTING SIGNS ON THIS SHEET UNLESS OTHERWISE NOTED

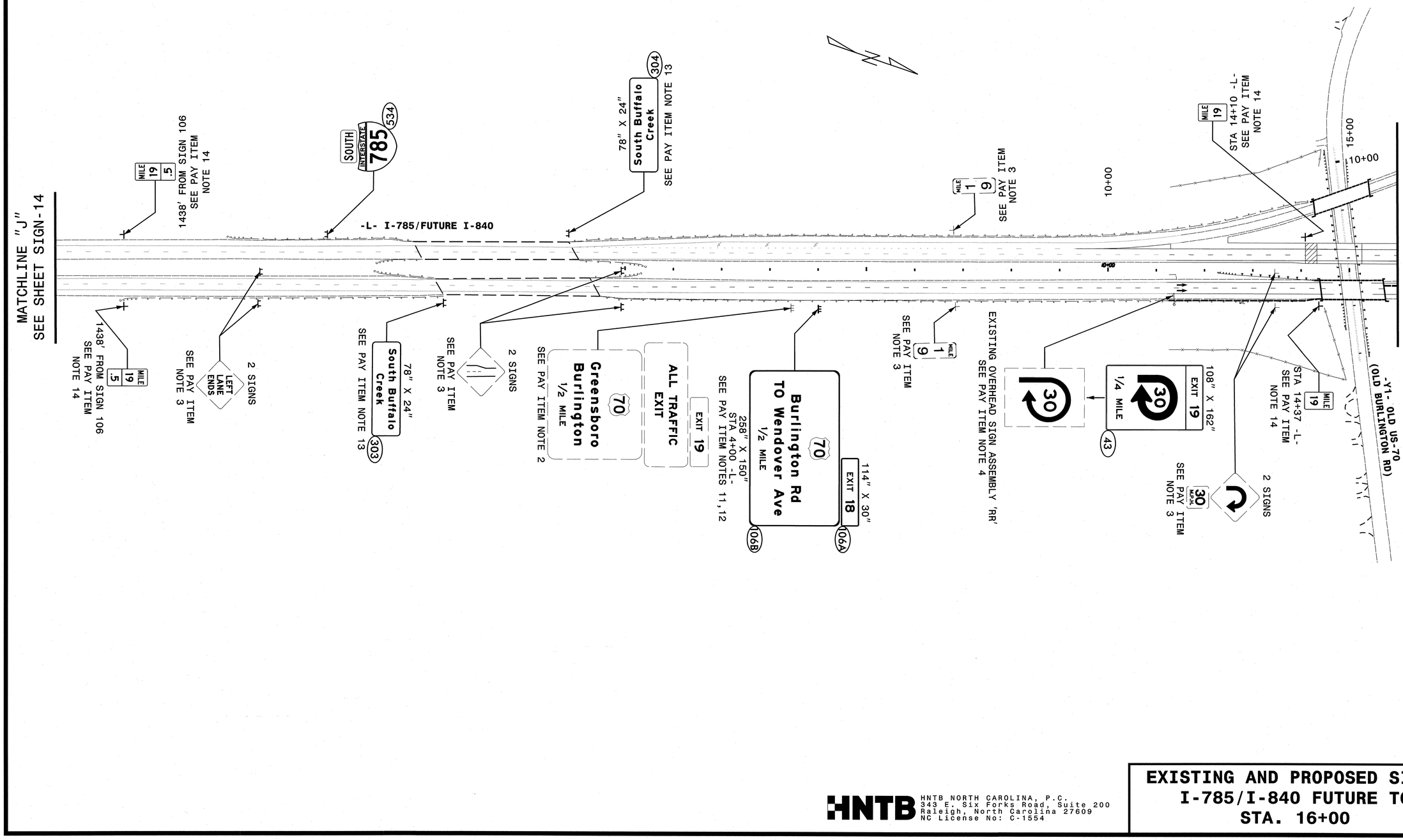

HNTB NORTH CAROLINA, P.C.
343 E. Six Forks Road, Suite 200
Raleigh, North Carolina 27609
NC License No: C-1554

EXISTING AND PROPOSED SIGNS I-785/I-840 FUTURE TO STA. 16+00

TIP NO.	SHEET NO.
U-2525B	SIGN-16

APPROVED:

DATE: 1-06-2014

SEAL

NORTH CAROLINA PROFESSIONAL SEAL 20675 ENGINEER CHARLES A. JOHNSON

MATCHLINE THIS SHEET

MATCHLINE THIS SHEET

MATCHLINE "K" SEE SHEET SIGN-15

MATCHLINE "L" SEE SHEET SIGN-17

-L- I-785/FUTURE I-840

-Y3- US-70 (BURLINGTON RD)

-Y3RPA-

-Y3RPD-

RETAIN RIGHT LANE MUST TURN RIGHT

RETAIN

FUTURE SIGN: Raleigh / Charlotte ↓ Winston - Salem

60" X 42"

FUTURE SIGN: Burlington ↓ Winston - Salem

60" X 30"

2 SIGNS: DO NOT ENTER

2 SIGNS: ONE WAY

2 SIGNS: WRONG WAY

72" X 30": Burlington ↓ Greensboro ↑ — STA 19+50 -Y3RPA- SEE PAY ITEM NOTE 13

78" X 60": EXIT 18 — STA 35+28 -L- SEE PAY ITEM NOTE 11

114" X 30": EXIT 21

NORTH I-85 / I-40 Greensboro Durham Raleigh 2 MILES

216" X 252" OVERHEAD SIGN ASSEMBLY 'I' STA 38+50 -L-

114" X 30": EXIT 18

Burlington Rd TO Wendover Ave

300" X 126"

66" X 42": Greensboro ↑ / Raleigh Charlotte ← — STA 16+25 -Y3- SEE PAY ITEM NOTE 13

78" X 60": EXIT 18 — STA 30+63 -L- SEE PAY ITEM NOTES 11,12

78" X 24": 30 MPH

114" X 30": EXIT 17

Huffine Mill Rd 3/4 MILE

228" X 66"

114" X 30": EXIT 18

Burlington Rd TO Wendover Ave

300" X 126"

OVERHEAD SIGN ASSEMBLY 'H' STA 28+00 -L-

MILE 18 5 — STA 42+42 -L- SEE PAY ITEM NOTE 14

MILE 18 5 — STA 42+42 -L- SEE PAY ITEM NOTE 14

60" X 42": Raleigh / Charlotte / Danville → — STA 25+00 -Y3- SEE PAY ITEM NOTE 13

2 SIGNS

FUTURE SIGN: Raleigh / Charlotte ↑ Winston - Salem →

60" X 42"

RETAIN BURLINGTON

RETAIN GREENSBORO

2 SIGNS

RETAIN

RETAIN

RETAIN

RETAIN

JCT I-785 / I-840 FUTURE

EXIT 40 MPH

TO 220 NORTH

EXIT 19 ALL TRAFFIC EXIT Greensboro Burlington 70

SEE PAY ITEM NOTE 2

TO NORTH 29 / WEST 70 / TO NORTH 220

SEE PAY ITEM NOTE 3

RAMP 30 MPH

EXIT 18 30 MPH

SEE PAY ITEM NOTE 3

STA 10+20 -Y3- SEE PAY ITEM NOTE 13

STA 18+00 -Y3- SEE PAY ITEM NOTE 13

REMOVE AND DISPOSE OF ALL EXISTING SIGNS ON THIS SHEET UNLESS OTHERWISED NOTED

EXISTING AND PROPOSED SIGNS STA. 16+00 TO 44+00

HNTB NORTH CAROLINA, P.C.
343 E. Six Forks Road, Suite 200
Raleigh, North Carolina 27609
NC License No: C-1554

TIP NO.	SHEET NO.
U-2525B	SIGN-17

APPROVED: _____

DATE: 1-06-2014

SEAL

NORTH CAROLINA PROFESSIONAL SEAL 20675 ENGINEER CHARLES A. JOHNSON III

PROPOSED SIGNS
STA. 44+00 TO 70+00

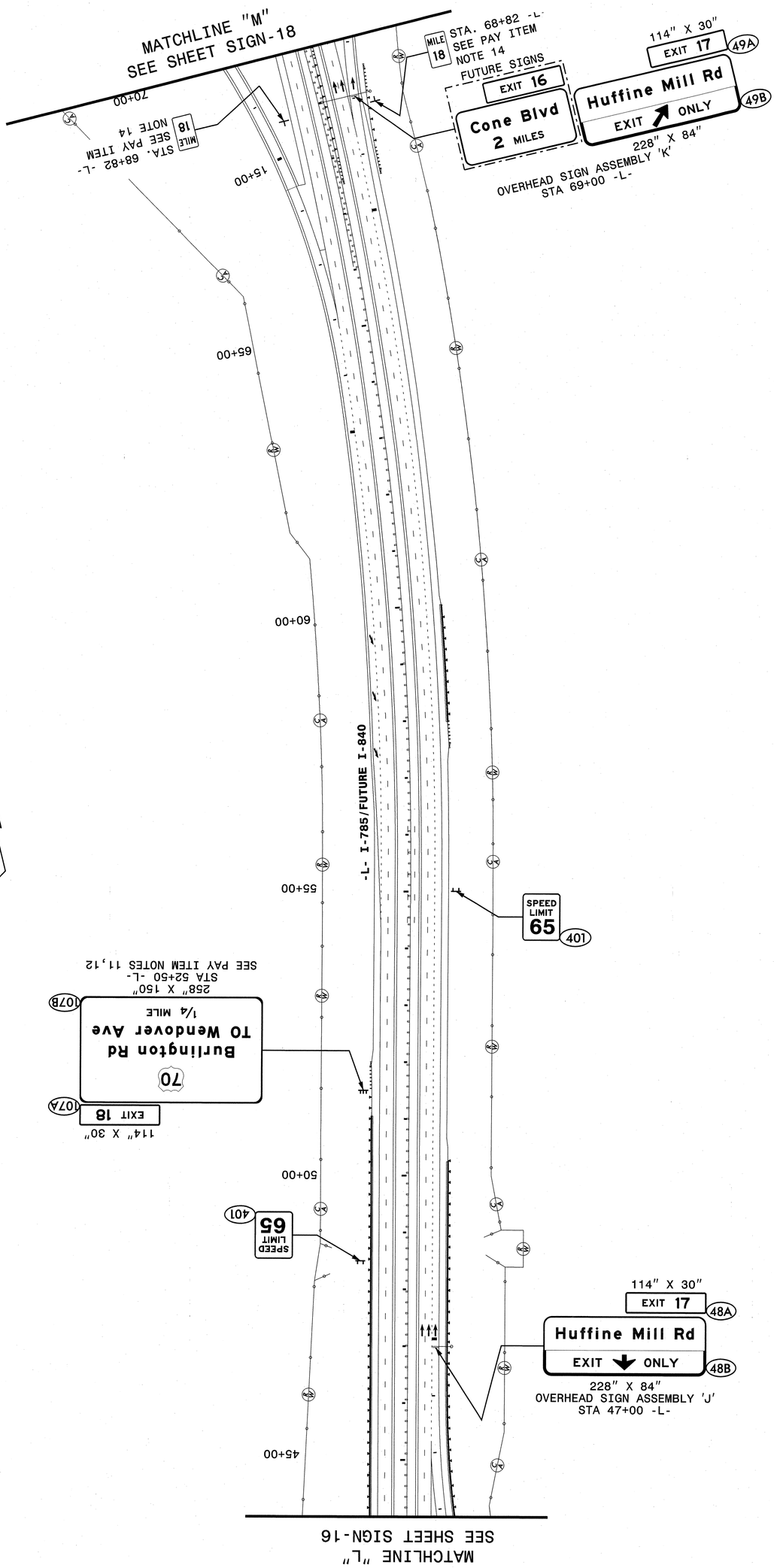

HNTB NORTH CAROLINA, P.C.
343 E. Six Forks Road, Suite 200
Raleigh, North Carolina 27609
NC License No: C-1554

TIP NO.	SHEET NO.
U-2525B	SIGN-18

APPROVED: [signature]

DATE: 1-06-2014

SEAL

NORTH CAROLINA PROFESSIONAL SEAL 20675 ENGINEER CHARLES A. JOHNSON III

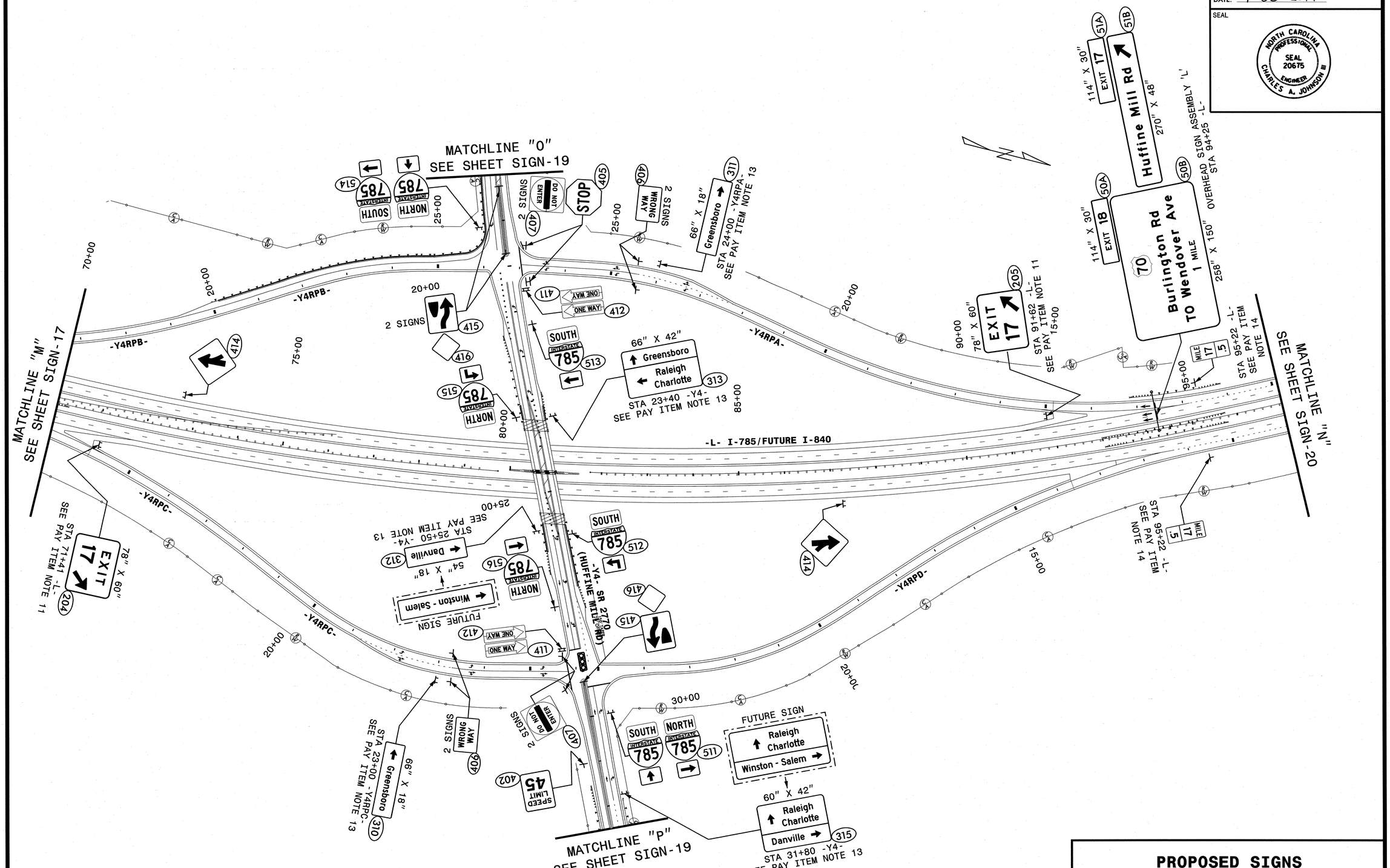

HNTB

HNTB NORTH CAROLINA, P.C.
343 E. Six Forks Road, Suite 200
Raleigh, North Carolina 27609
NC License No: C-1554

PROPOSED SIGNS
STA. 70+00 TO 97+00

TIP NO.	SHEET NO.
U-2525B	SIGN-19

APPROVED:

DATE: 1-06-2014

SEAL

NORTH CAROLINA PROFESSIONAL SEAL 20675 ENGINEER CHARLES A. JOHNSON III

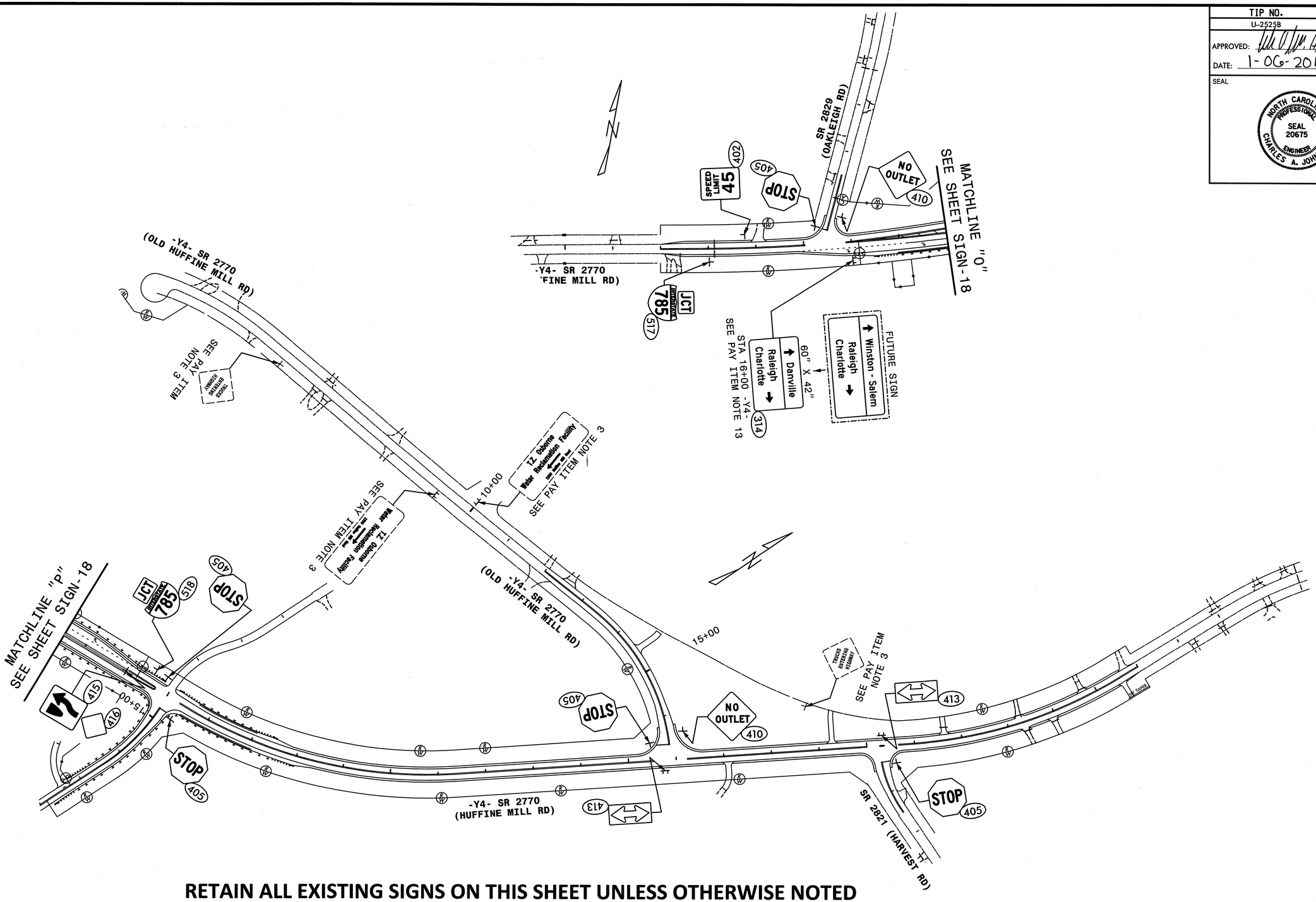

RETAIN ALL EXISTING SIGNS ON THIS SHEET UNLESS OTHERWISE NOTED

HNTB NORTH CAROLINA, P.C.
343 E. Six Forks Road, Suite 200
Raleigh, North Carolina 27609
NC License No: C-1554

PROPOSED SIGNS
-Y4- SR 2770
(HUFFINE MILL RD)

TIP NO.	SHEET NO.
U-2525B	SIGN-20

APPROVED: _____

DATE: 1-06-2014

SEAL

NORTH CAROLINA PROFESSIONAL SEAL 20675 ENGINEER CHARLES A. JOHNSON III

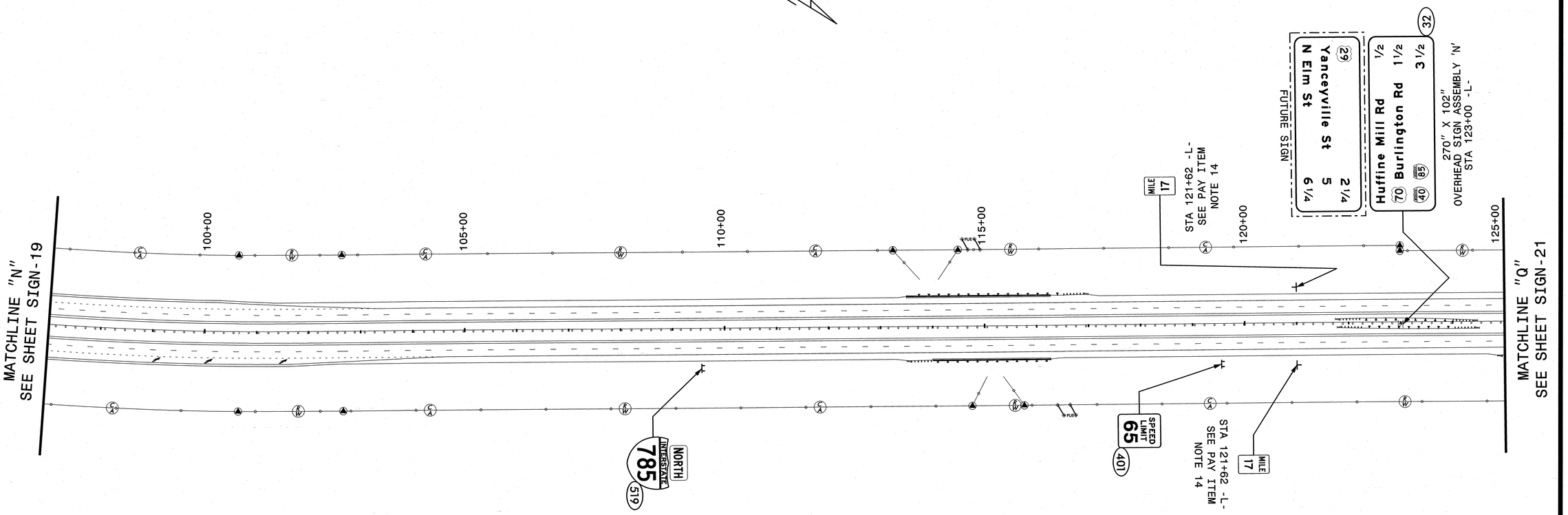

HNTB NORTH CAROLINA, P.C.
343 E. Six Forks Road, Suite 200
Raleigh, North Carolina 27609
NC License No: C-1554

PROPOSED SIGNS
STA. 97+00 TO 125+00

TIP NO.	SHEET NO.
U-2525B	SIGN-21

APPROVED: _____

DATE: 1-06-2014

SEAL

NORTH CAROLINA PROFESSIONAL SEAL 20675 ENGINEER CHARLES A. JOHNSON III

RETAIN ALL EXISTING SIGNS ON THIS SHEET UNLESS OTHERWISE NOTED

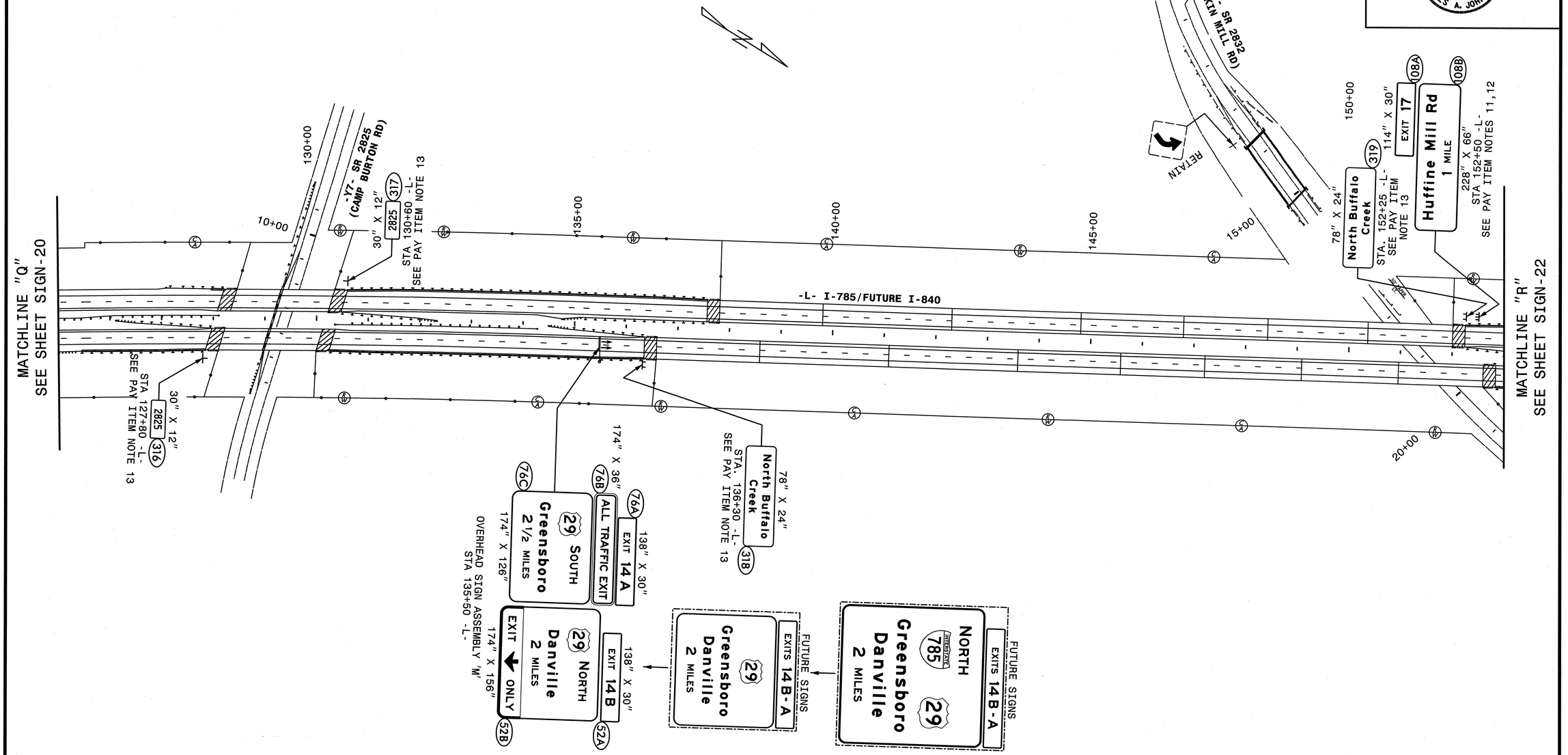

HNTB NORTH CAROLINA, P.C.
343 E. Six Forks Road, Suite 200
Raleigh, North Carolina 27609
NC License No: C-1554

PROPOSED SIGNS
STA. 125+00 TO 153+00

TIP NO.	SHEET NO.
U-2525B	SIGN-22

APPROVED: _____

DATE: 1-06-2014

SEAL

NORTH CAROLINA PROFESSIONAL SEAL 20675 ENGINEER CHARLES A. JOHNSON III

RETAIN ALL EXISTING SIGNS ON THIS SHEET UNLESS OTHERWISE NOTED

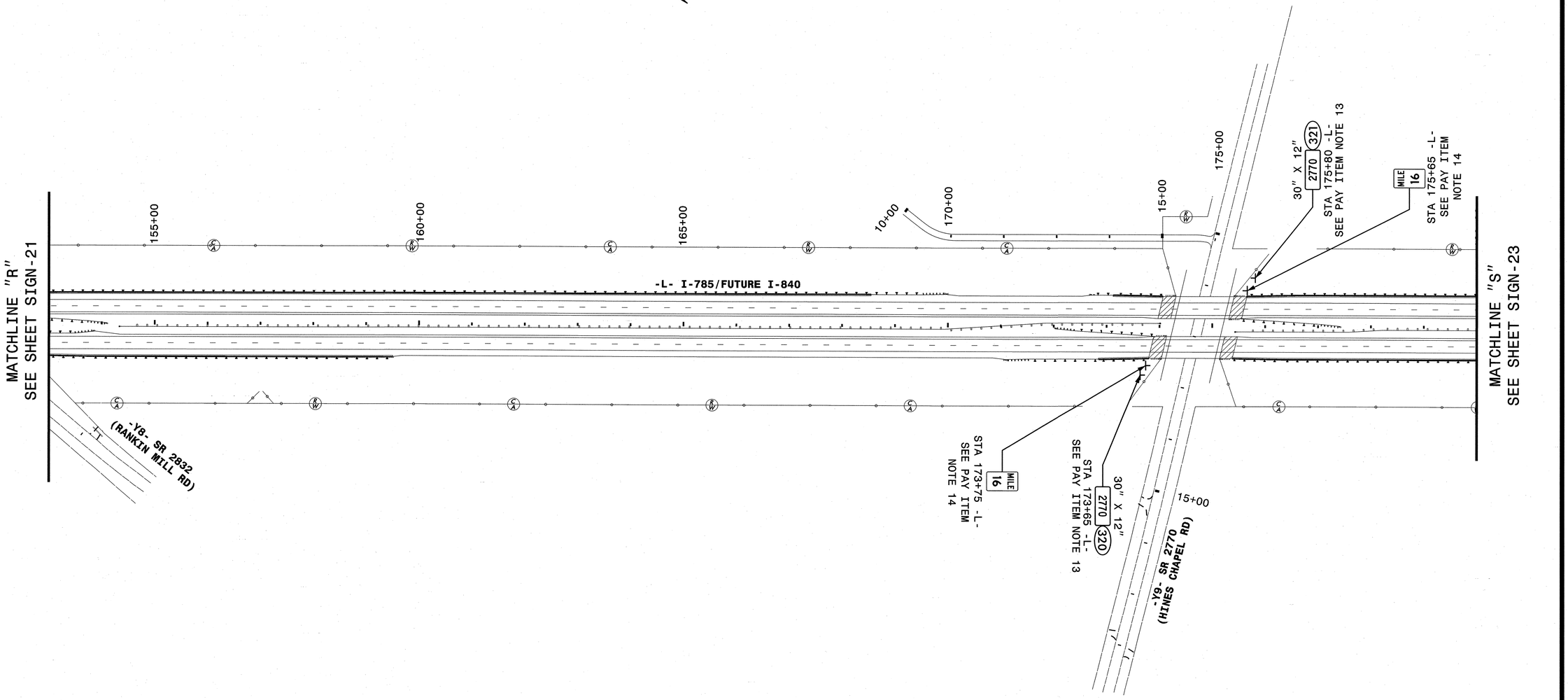

HNTB NORTH CAROLINA, P.C.
343 E. Six Forks Road, Suite 200
Raleigh, North Carolina 27609
NC License No: C-1554

PROPOSED SIGNS
STA. 153+00 TO 180+00

TIP NO.	SHEET NO.
U-2525B	SIGN-23

APPROVED: _____

DATE: 1-06-2014

SEAL

NORTH CAROLINA PROFESSIONAL SEAL 20675 ENGINEER CHARLES A. JOHNSON III

PROPOSED SIGNS
STA. 180+00 TO 207+00

HNTB NORTH CAROLINA, P.C.
343 East Six Forks Road, Suite 200
Raleigh, North Carolina 27609
NC License No: C-1554

MATCHLINE "T"
SEE SHEET SIGN-24

205+00

STA. 200+82 -L-
SEE PAY ITEM
NOTE 14

MILE
15
.5

228" X 66"
STA 200+50 -L-
SEE PAY ITEM NOTES 11,12

109B
Huffine Mill Rd
2 MILES

114" X 30"
109A
EXIT 17

200+00

MILE
15
.5

STA. 200+82 -L-
SEE PAY ITEM
NOTE 14

195+00

-L- I-785/FUTURE I-840

190+00

FUTURE SIGNS
EXITS 14 B-A
NORTH
INTERSTATE 785
29
Greensboro
Danville
1 MILE

FUTURE SIGNS
EXITS 14 B-A
29
Greensboro
Danville
1 MILE

138" X 30"
77A
EXIT 14 A

174" X 36"
77B
ALL TRAFFIC EXIT

29 SOUTH
Greensboro
1½ MILES
77C

174" X 126"

138" X 30"
EXIT 14 B
53A

29 NORTH
Danville
1 MILE

EXIT ONLY
53B

174" X 156"

OVERHEAD SIGN ASSEMBLY 'O'
STA 187+50 -L-

185+00

180+00

MATCHLINE "S"
SEE SHEET SIGN-22

TIP NO.	SHEET NO.
U-2525B	SIGN-24

APPROVED:

DATE: 1-06-2014

SEAL

NORTH CAROLINA PROFESSIONAL SEAL 20675 ENGINEER CHARLES A. JOHNSON III

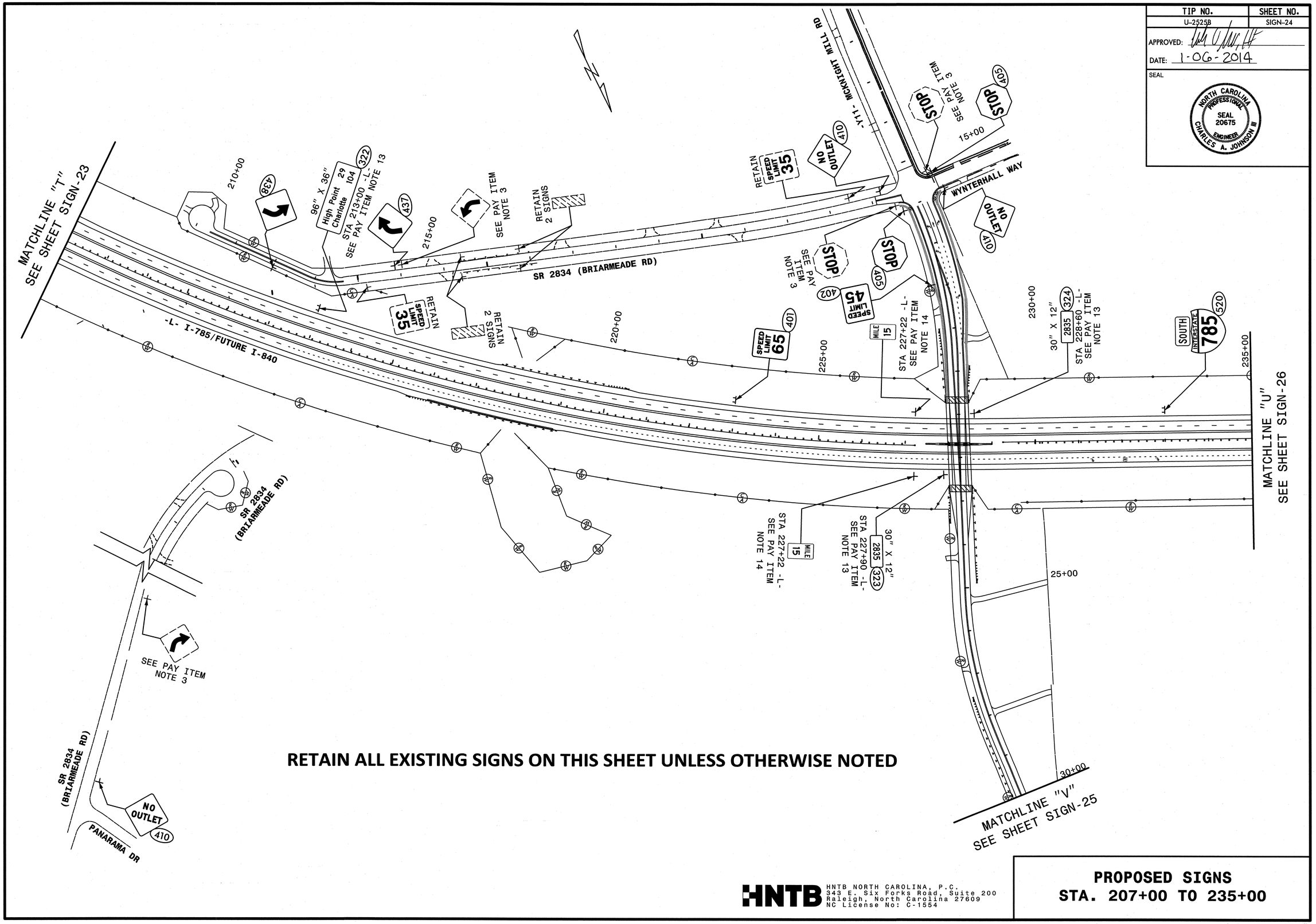

RETAIN ALL EXISTING SIGNS ON THIS SHEET UNLESS OTHERWISE NOTED

HNTB NORTH CAROLINA, P.C.
343 E. Six Forks Road, Suite 200
Raleigh, North Carolina 27609
NC License No: C-1554

PROPOSED SIGNS
STA. 207+00 TO 235+00

TIP NO.	SHEET NO.
U-2525B	SIGN-25

APPROVED:

DATE: 1-06-2014

SEAL

NORTH CAROLINA PROFESSIONAL SEAL 20675 ENGINEER CHARLES A. JOHNSON III

RETAIN ALL EXISTING SIGNS ON THIS SHEET UNLESS OTHERWISE NOTED

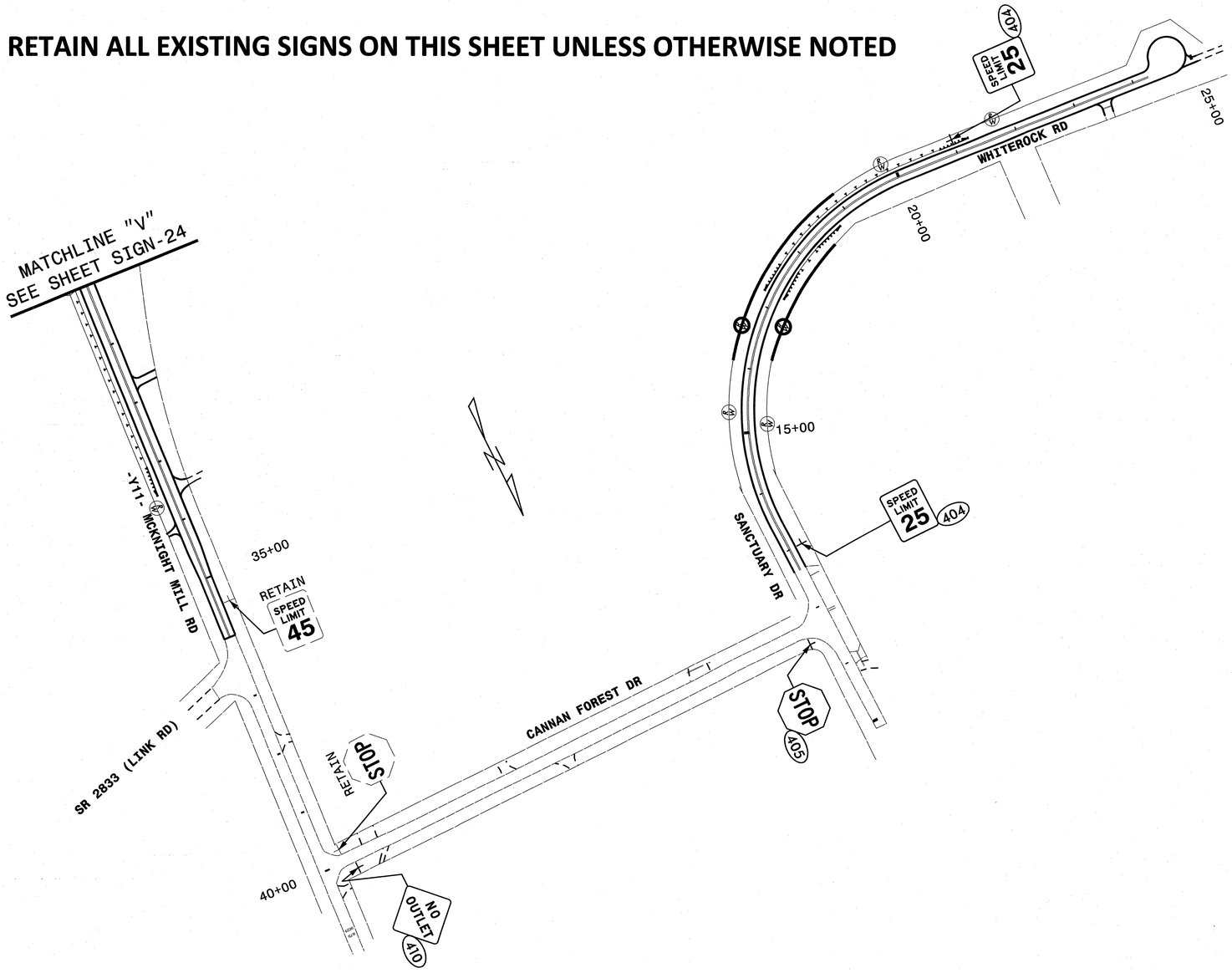

HNTB NORTH CAROLINA, P.C.
343 E. Six Forks Road, Suite 200
Raleigh, North Carolina 27609
NC License No: C-1554

PROPOSED SIGNS
STA 30+00 TO 40+00 -Y11-,
CANNAN FOREST DR,
SANCTUARY DR

TIP NO. U-2525B | SHEET NO. SIGN-26

APPROVED: [signature] DATE: 1-06-2014

SEAL

NORTH CAROLINA PROFESSIONAL ENGINEER SEAL 20675 CHARLES A. JOHNSON

PROPOSED SIGNS
STA. 235+00 TO 257+00

HNTB NORTH CAROLINA, P.C.
4438 Emperor Blvd, Suite 200
Raleigh, North Carolina 27609
NC License No: C-1554

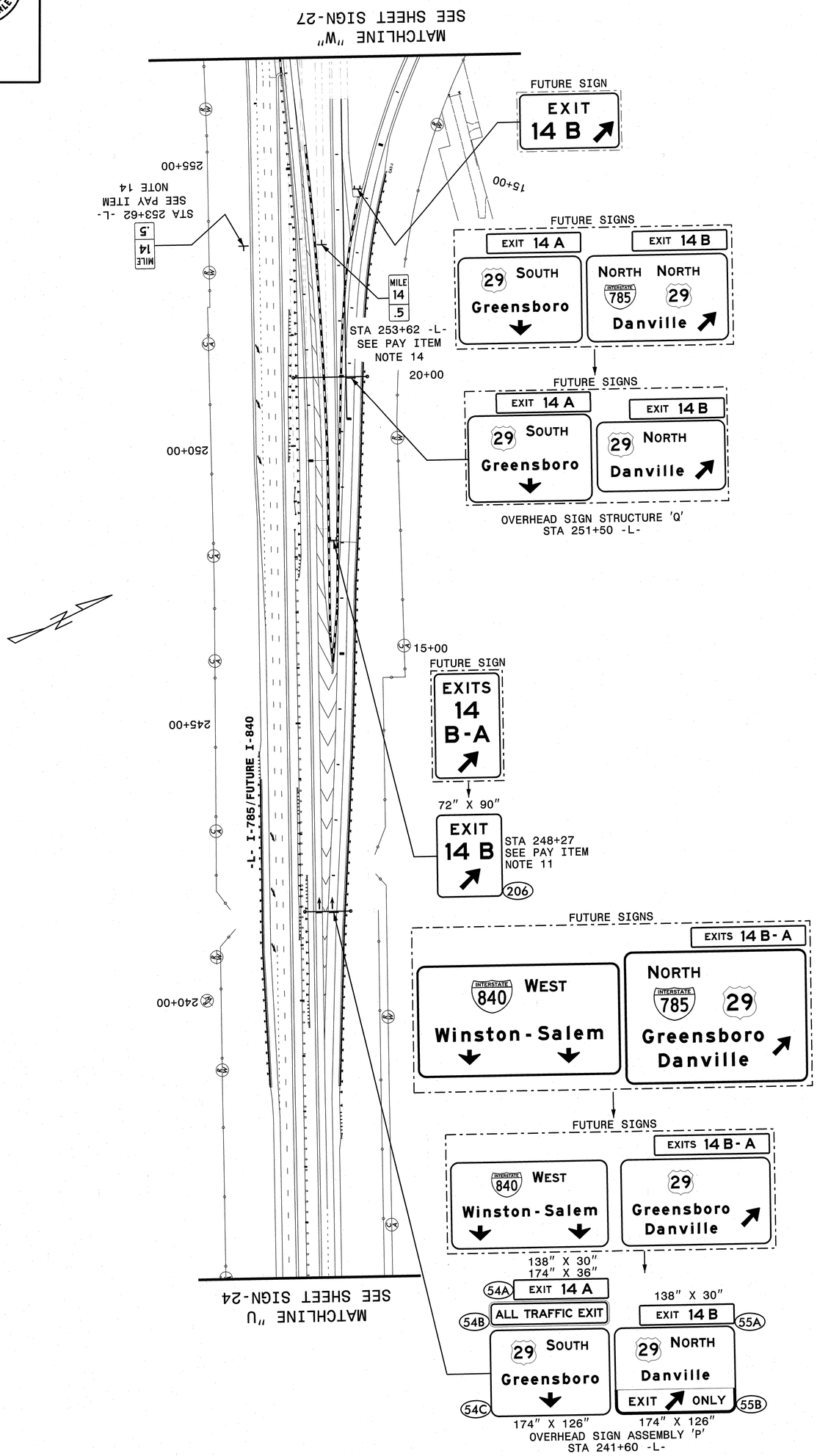

TIP NO.	SHEET NO.
U-2525B	SIGN-27

APPROVED:

DATE: 1-06-2014

SEAL

NORTH CAROLINA PROFESSIONAL SEAL 20675 ENGINEER CHARLES A. JOHNSON III

MATCHLINE "X"
SEE SHEET SIGN-28

MATCHLINE "W"
SEE SHEET SIGN-26

MATCHLINE "Y"
SEE SHEET SIGN-29

BREAKLINE SEE THIS SHEET

BREAKLINE SEE THIS SHEET

ASSEMBLY RD

PINEHEEDLE DR

NO OUTLET (410)

FUTURE SIGNS
EXIT 135 B
Winston-Salem
840 WEST
EXIT 135 B
156" X 30"
EXIT 135 B (57A)
Hicone Rd
3/4 MILE
TO 29 SOUTH
162" X 66" (56B)
216" X 66"
OVERHEAD SIGN ASSEMBLY 'R'
STA 48+50 -Y13-
132" X 30"
EXIT 136 (56A)
35 MPH EXIT (418)
MILE 135
STA 42+10 -Y13-
SEE PAY ITEM NOTE 14

4 SIGNS (425)
96" X 60"
EXIT 135 (210A)
25 MPH (210B)
96" X 24"
STA 22+50 -I13CD-
SEE PAY ITEM NOTES 11,12

FUTURE SIGN
EXIT 135 B
FUTURE MESSAGE
132" X 30"
EXIT 135 (58A)
SOUTH 785 EAST 840
Raleigh Charlotte (58B)
204" X 150"
OVERHEAD SIGN ASSEMBLY 'S'
STA 29+00 -I13CD-

5 SIGNS (425)
2 SIGNS (425)
RAMP 25 MPH (417)
WRONG WAY (406)
DO NOT ENTER (407)
414
409
EXIT 35 MPH (418)
ALL TRAFFIC EXIT (110A)
120" X 48"
25 500 FT (110B)
108" X 132"
STA 267+00 -L-
SEE PAY ITEM NOTE 11
RAMP 25 MPH (417)
2 SIGNS (430)
208B
25 MPH
208A
EXIT 135 B
126" X 60"
6 SIGNS (425)
SEE PAY ITEM NOTES 11,12
STA 55+98 -Y13-
126" X 24"

29 SOUTH Greensboro
ALL TRAFFIC EXIT
EXIT 14 A (111A)
111B
111C
174" X 138"
STA 271+50 -L-
SEE PAY ITEM NOTES 11,12
-Y13LPDT-
138" X 30"
174" X 30"
7 SIGNS (425)
EXIT 35 MPH (418)
2 SIGNS (425)
414
35+00 96" X 60"
EXIT 135 (209)
STA 58+39 -Y13-
SEE PAY ITEM NOTE 11
60+00

FUTURE OVERHEAD SIGN ASSEMBLY
29 SOUTH Greensboro
EXIT 14 A
108" X 60"
EXIT 14 A (207A)
25 MPH (207B)
108" X 24"
STA 272+72 -Y13-
SEE PAY ITEM NOTES 11,12

-Y13LPCT-
-Y13LPA-
-Y13- US-29

HNTB NORTH CAROLINA, P.C.
343 E. Six Forks Road, Suite 200
Raleigh, North Carolina 27609
NC License No: C-1554

PROPOSED SIGNS
STA. 257+00 TO 272+00

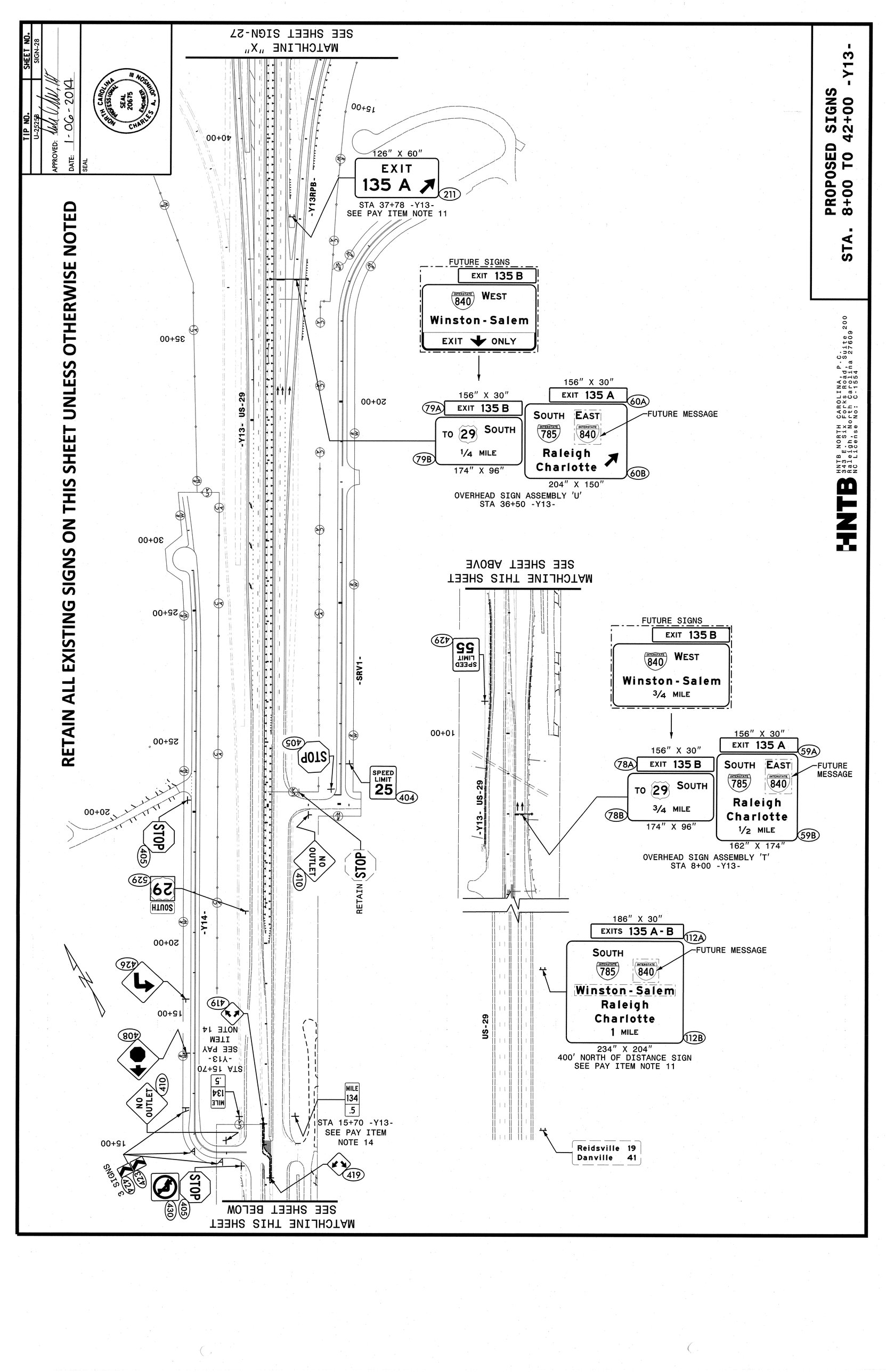
TIP NO. U-2528
SHEET NO. SIGN-28
APPROVED:
DATE: 1-06-2014
SEAL
NORTH CAROLINA PROFESSIONAL ENGINEER SEAL 20675 CHARLES A. JOHNSON III
PROPOSED SIGNS
STA. 8+00 TO 42+00 -Y13-
RETAIN ALL EXISTING SIGNS ON THIS SHEET UNLESS OTHERWISE NOTED
MATCHLINE "X" SEE SHEET SIGN-27
MATCHLINE THIS SHEET SEE SHEET ABOVE
MATCHLINE THIS SHEET SEE SHEET BELOW
-Y13- US-29
-SRV1-
-Y14-
-Y13RPB-
126" X 60"
EXIT 135 A
211
STA 37+78 -Y13-
SEE PAY ITEM NOTE 11
FUTURE SIGNS
EXIT 135 B
INTERSTATE 840 WEST
Winston-Salem
EXIT ONLY
156" X 30"
EXIT 135 B
79A
TO 29 SOUTH
1/4 MILE
79B
174" X 96"
156" X 30"
EXIT 135 A
60A
SOUTH INTERSTATE 785 EAST INTERSTATE 840
FUTURE MESSAGE
Raleigh
Charlotte
60B
204" X 150"
OVERHEAD SIGN ASSEMBLY 'U'
STA 36+50 -Y13-
FUTURE SIGNS
EXIT 135 B
INTERSTATE 840 WEST
Winston-Salem
3/4 MILE
156" X 30"
EXIT 135 B
78A
TO 29 SOUTH
3/4 MILE
78B
174" X 96"
156" X 30"
EXIT 135 A
59A
SOUTH INTERSTATE 785 EAST INTERSTATE 840
FUTURE MESSAGE
Raleigh
Charlotte
1/2 MILE
59B
162" X 174"
OVERHEAD SIGN ASSEMBLY 'T'
STA 8+00 -Y13-
186" X 30"
EXITS 135 A-B
112A
SOUTH INTERSTATE 785 INTERSTATE 840
FUTURE MESSAGE
Winston-Salem
Raleigh
Charlotte
1 MILE
112B
234" X 204"
400' NORTH OF DISTANCE SIGN
SEE PAY ITEM NOTE 11
Reidsville 19
Danville 41
SPEED LIMIT 55
429
SPEED LIMIT 25
404
STOP
405
NO OUTLET
410
RETAIN STOP
SOUTH 29
529
426
419
NOTE 14
SEE PAY ITEM -Y13-
STA 15+70 -Y13-
MILE 134.5
MILE 134.5
STA 15+70 -Y13-
SEE PAY ITEM NOTE 14
408
430
3 SIGNS
427
427A
427B
20+00
25+00
30+00
35+00
40+00
15+00
10+00
HNTB NORTH CAROLINA, P.C.
343 E. Six Forks Road Suite 200
Raleigh, North Carolina 27609
NC License No: C-1554
HNTB

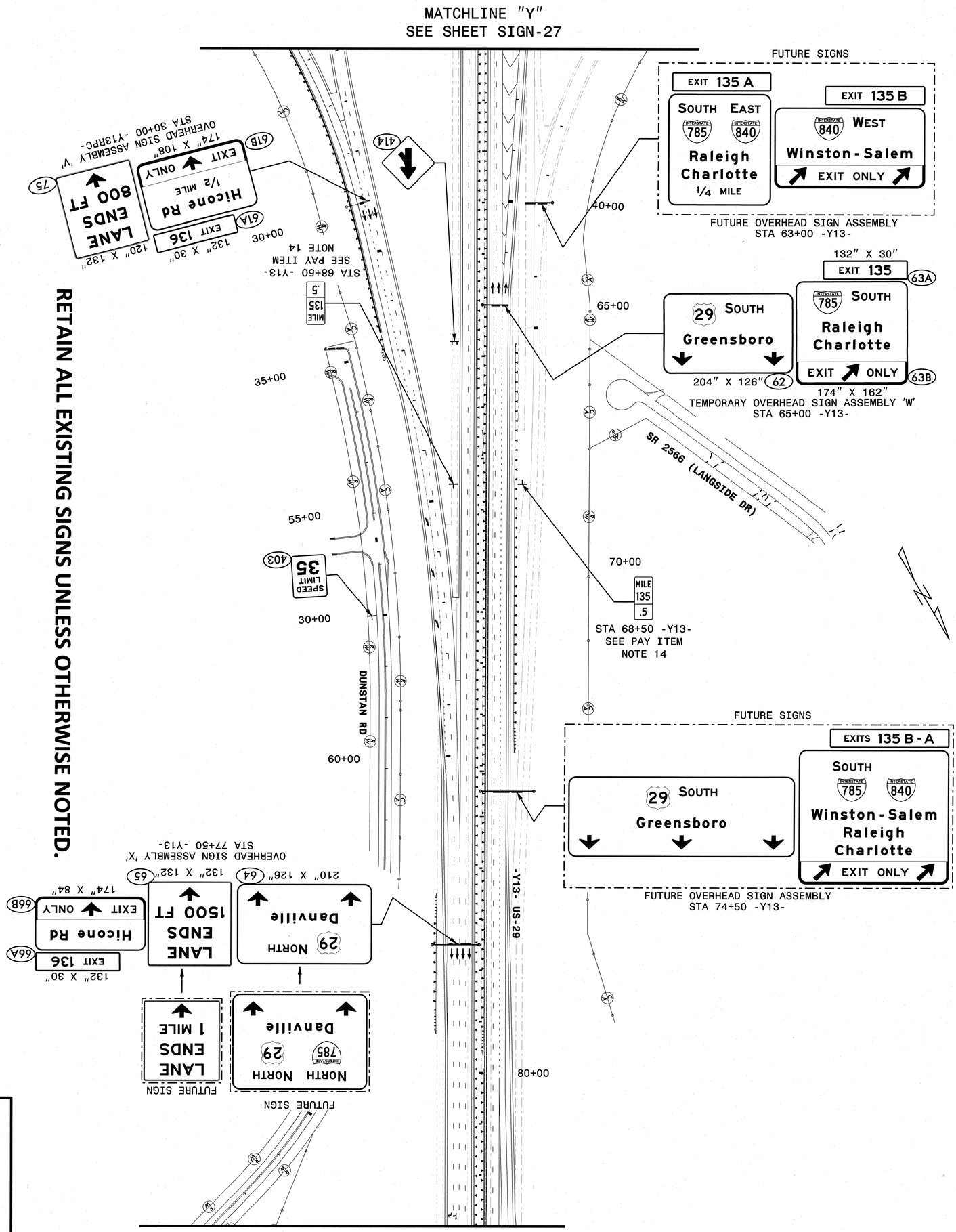

RETAIN ALL EXISTING SIGNS UNLESS OTHERWISE NOTED.

PROPOSED SIGNS
STA. 60+00 TO 83+00 -Y13-

HNTB
HNTB NORTH CAROLINA, P.C.
343 E. Six Forks Road, Suite 200
Raleigh, North Carolina 27609
NC License No: C-1554

CHARLES A. JOHNSON III
SEAL 20675
ENGINEER
NORTH CAROLINA
PROFESSIONAL

APPROVED:
DATE: 1-06-2014
SEAL

T.I.P. NO.	SHEET NO.
U-2523B	SIGN-29

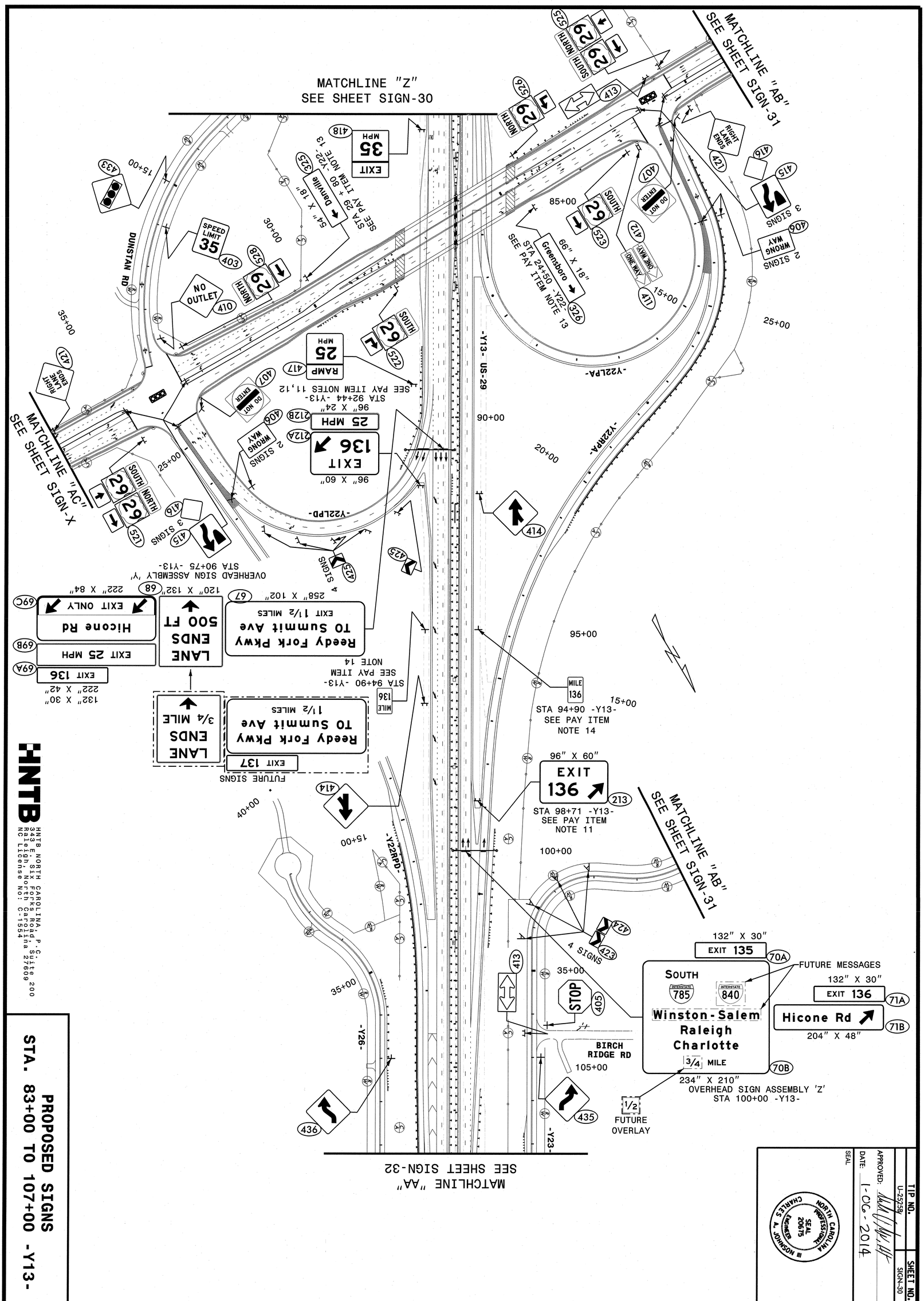

HNTB

HNTB NORTH CAROLINA, P.C.
343 E. Six Forks Road, Suite 200
Raleigh, North Carolina 27609
NC License No: C-1554

PROPOSED SIGNS
STA. 83+00 TO 107+00 -Y13-

TIP NO.	U-2525b
SHEET NO.	SIGN-30

APPROVED: _____
DATE: 1-06-2014
SEAL

CHARLES A. JOHNSON III
SEAL 20675
NORTH CAROLINA PROFESSIONAL ENGINEER

RETAIN ALL EXISTING SIGNS ON THIS SHEET UNLESS OTHERWISE NOTED

TIP NO.	SHEET NO.
U-2525B	SIGN-31

APPROVED:

DATE: 1-06-2014

SEAL

NORTH CAROLINA PROFESSIONAL SEAL 20675 ENGINEER CHARLES A. JOHNSON III

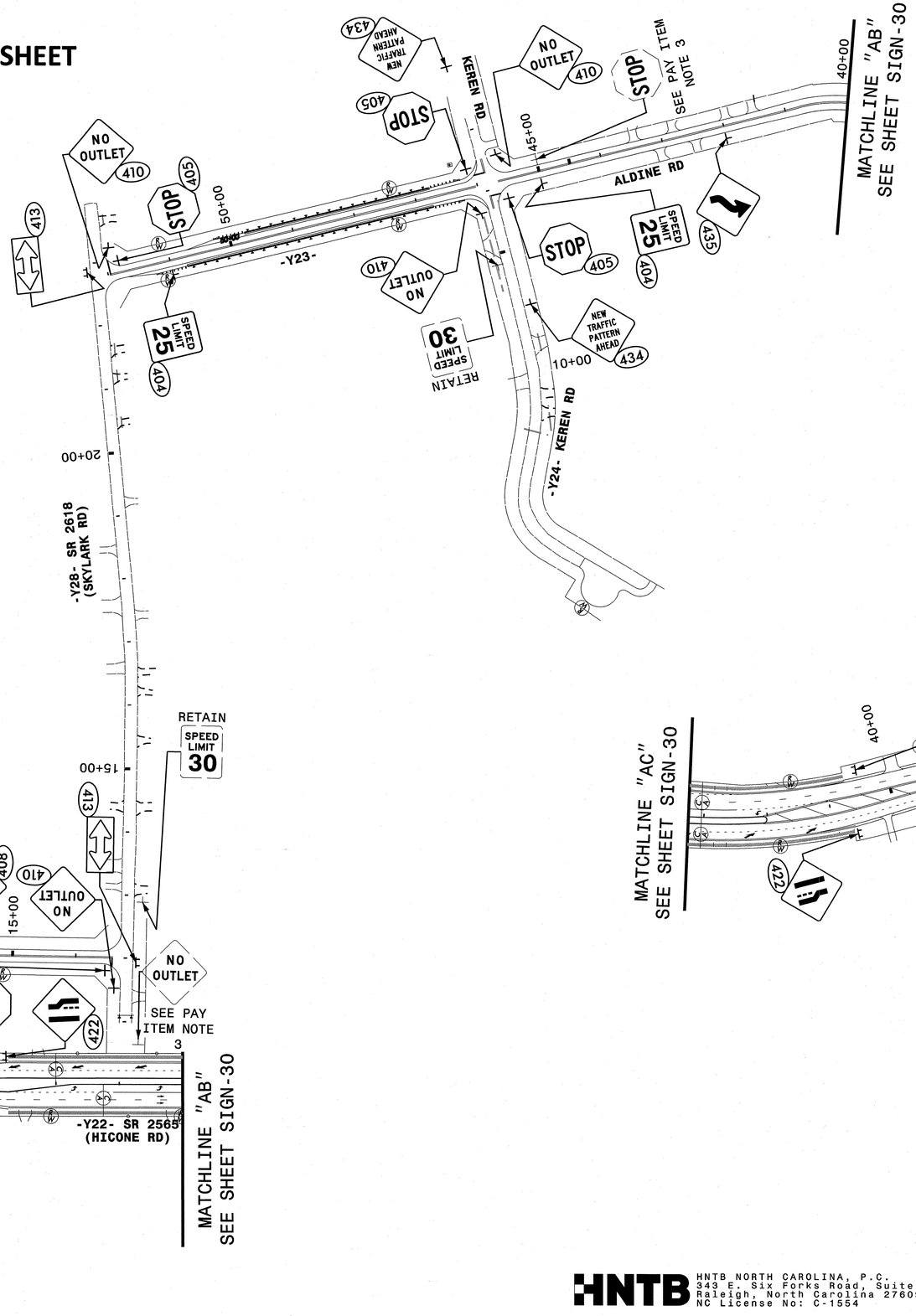

HNTB NORTH CAROLINA, P.C.
343 E. Six Forks Road, Suite 200
Raleigh, North Carolina 27609
NC License No: C-1554

PROPOSED SIGNS
-Y22- SR 2565 (HICONE RD),
-Y23- (ALDINE RD),
-Y28- SR 2618 (SKYLARK RD)

TIP NO.	SHEET NO.
U-2525B	SIGN-32

APPROVED: _____

DATE: 1-06-2014

SEAL

NORTH CAROLINA PROFESSIONAL SEAL 20675 ENGINEER CHARLES A. JOHNSON III

RETAIN ALL EXISTING SIGNS ON THIS SHEET UNLESS OTHERWISE NOTED

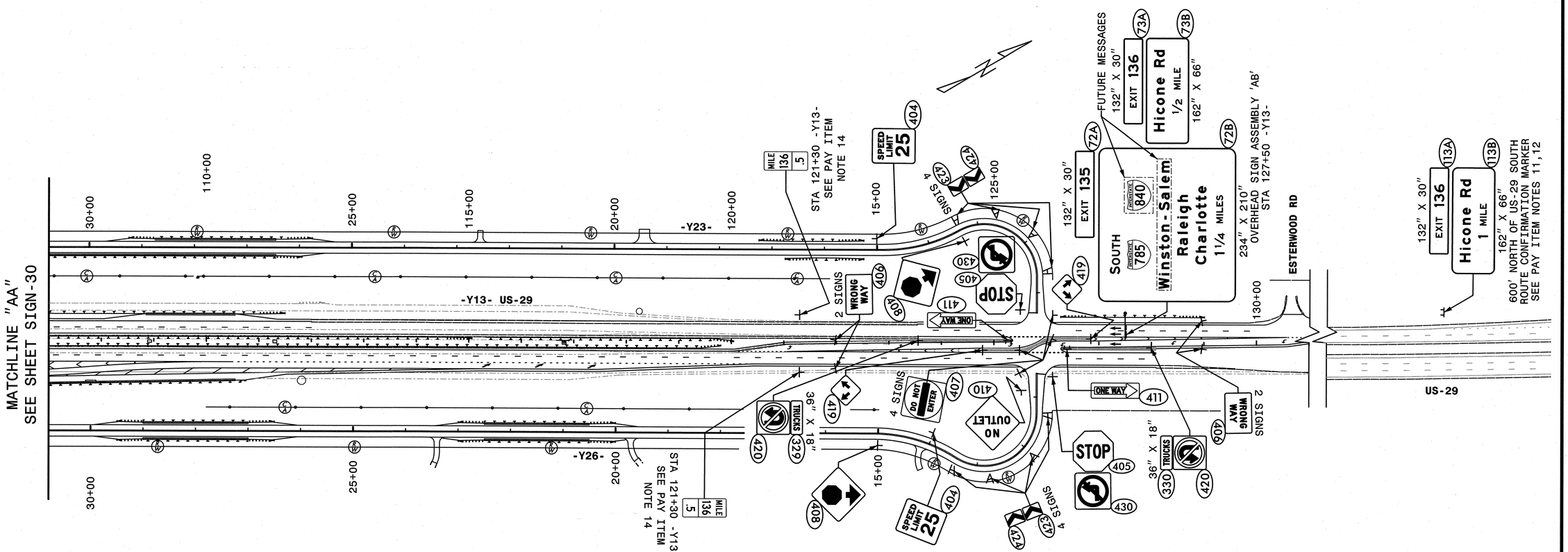

HNTB NORTH CAROLINA, P.C.
343 E. Six Forks Road, Suite 200
Raleigh, North Carolina 27609
NC License No: C-1554

PROPOSED SIGNS
STA. 107+00 TO 130+00 -Y13- US-29