PLANS PREPARED BY : PARSONS RALEIGH, NORTH CAROLINA, (919) 854-1345 NC LICENSE NO. F-0246 FOR NORTH CAROLINA DEPT. OF TRANSPORTATION	PROJECT REFERENCE NO. B-5164	SHEET NO. 2
	ROADWAY DESIGN ENGINEER	PAVEMENT DESIGN ENGINEER
	3/6/2024 SEAL 37874 NORTH CAROLINA PROFESSIONAL ENGINEER TIMOTHY D. COINS	SEAL 022896 NORTH CAROLINA PROFESSIONAL ENGINEER CLARK S. MORRISON
	DocuSigned by: Jim D. Coins, PE AC8C052B032A4EB...	DocuSigned by: Clark S. Morrison B0A110DD1E004C4...

PAVEMENT SCHEDULE
FINAL DESIGN

C1	PROP. APPROX. 2 1/2″ ASPHALT CONCRETE SURFACE COURSE, TYPE SF9.5A, AT AN AVERAGE RATE OF 137.5 LBS. PER SQ. YD. IN EACH OF TWO LAYERS.
C2	PROP. VAR. DEPTH ASPHALT CONCRETE SURFACE COURSE, TYPE SF9.5A, AT AN AVERAGE RATE OF 110 LBS. PER SQ. YD. PER 1″ DEPTH. TO BE PLACED IN LAYERS NOT TO EXCEED 1 1/2″ IN DEPTH.
E1	PROP. APPROX. 4″ ASPHALT CONCRETE BASE COURSE, TYPE B25.0B, AT AN AVERAGE RATE OF 456 LBS. PER SQ. YD.
E2	PROP. VAR. DEPTH ASPHALT CONCRETE BASE COURSE, TYPE B25.0B, AT AN AVERAGE RATE OF 114 LBS. PER SQ. YD. PER 1″ DEPTH. TO BE PLACED IN LAYERS NOT LESS THAN 3″ IN DEPTH OR GREATER THAN 5 1/2″ IN DEPTH.
T	EARTH MATERIAL
U	EXISTING PAVEMENT
W	VARIABLE DEPTH ASPHALT PAVEMENT (SEE STANDARD WEDGING DETAIL THIS SHEET.)

NOTE: PAVEMENT EDGE SLOPES ARE 1:1 UNLESS SHOWN OTHERWISE.

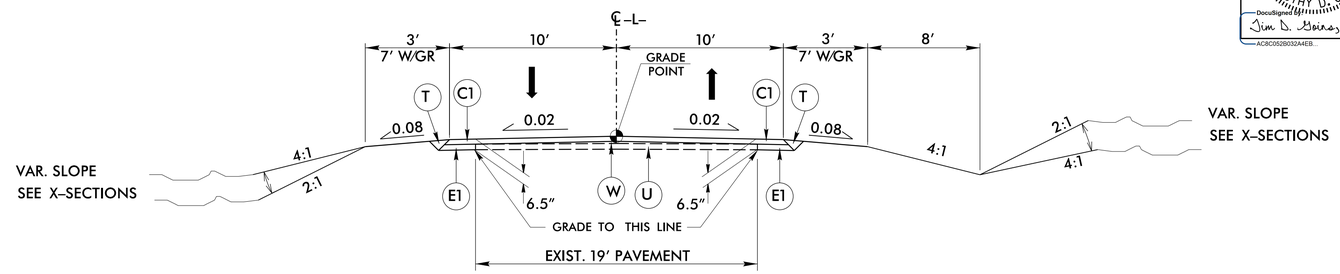

ROADWAY TYPICAL SECTION NO. 1

–L– STA. 13+70.00 TO STA. 14+82.00
–L– STA. 16+47.00 TO STA. 17+60.00
NOTE – PAVE TO THE FACE OF GUARDRAIL

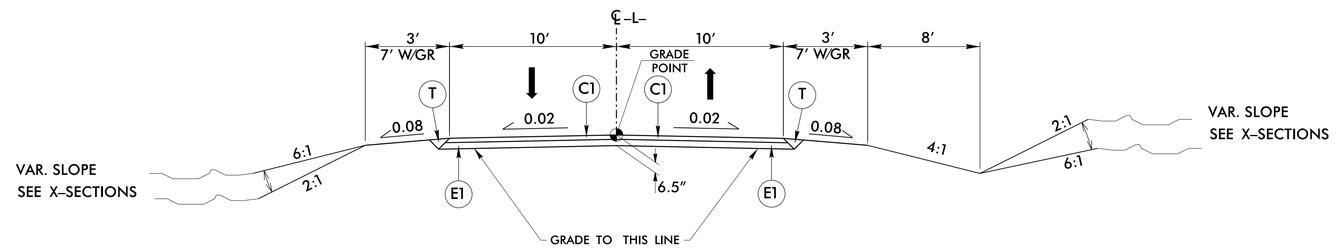

ROADWAY TYPICAL SECTION NO. 2

–L– STA. 14+82.00 TO STA. 15+05.81 (BEGIN BRIDGE)
–L– STA. 16+23.19 (END BRIDGE) TO STA. 16+47.00
NOTE – PAVE TO THE FACE OF GUARDRAIL

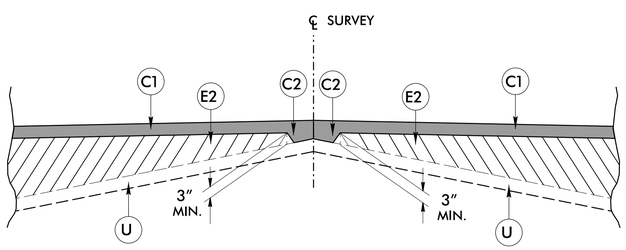

Detail Showing Method of Wedging

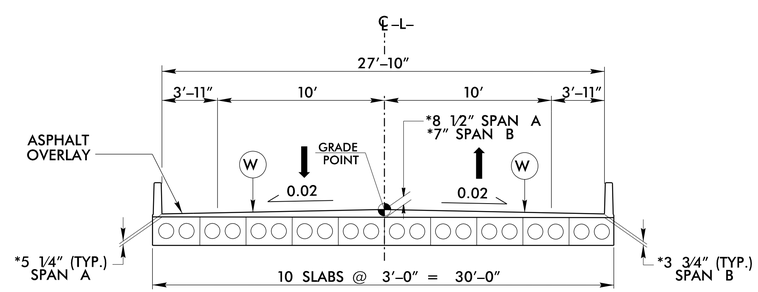

TYPICAL SECTION ON STRUCTURE

–L– STA. 15+05.81 (BEGIN BRIDGE) TO 16+23.19 (END BRIDGE)
*NOTE: ALL PAVEMENT DEPTHS ARE AT THE CENTERLINE OF THE BEARING.

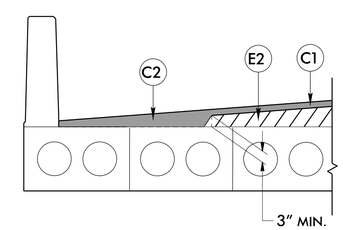

Detail Showing Method of Wedging (On Bridge)

6/2/99
05-MAR-2014 12:08
S:\DESIGN\Proj\B-5164_Rdy_typ.dgn