

I8-SEP-2013 16:59  
 \\dot\p\os\10\TIPProjects\U2507A\Traffic\Signing\CA00\PM\ Pavement Marking Seed 4-30-13.dgn  
 shbeard AT TEL6363Z

**T.I.P.: U-2507A**

**CONTRACT: C202849**

**STATE OF NORTH CAROLINA  
 DEPARTMENT OF TRANSPORTATION**

**PAVEMENT MARKING PLAN  
 MECKLENBURG COUNTY**

**LOCATION: CHARLOTTE - SR 2467 (MALLARD CREEK ROAD)  
 FROM SR 2480 (SUGAR CREEK ROAD) TO  
 SR 2665 (HARRIS BOULEVARD)**

<small>TIP NO.</small> U-2507A	<small>SHEET NO.</small> PMP-1
<small>APPROVED:</small>	
<small>DATE:</small> 9/12/13	
<small>SEAL</small> 	

**ROADWAY STANDARD DRAWING**

THE FOLLOWING ROADWAY STANDARDS AS APPEAR IN "ROADWAY STANDARD DRAWINGS" - PROJECT SERVICES UNIT - N.C. DEPARTMENT OF TRANSPORTATION - RALEIGH, N.C., DATED JANUARY 2012 ARE APPLICABLE TO THIS PROJECT AND BY REFERENCE HEREBY ARE CONSIDERED A PART OF THESE PLANS:

<u>STD. NO.</u>	<u>TITLE</u>
1205.01	PAVEMENT MARKINGS - LINE TYPES AND OFFSETS
1205.02	PAVEMENT MARKINGS - TWO-LANE AND MULTILANE ROADWAYS
1205.04	PAVEMENT MARKINGS - INTERSECTIONS
1205.05	PAVEMENT MARKINGS - TURN LANES
1205.06	PAVEMENT MARKINGS - LANE DROPS
1205.07	PAVEMENT MARKINGS - PEDESTRIAN CROSSWALKS
1205.08	PAVEMENT MARKINGS - SYMBOLS AND WORD MESSAGES
1205.09	PAVEMENT MARKINGS - PAINTED ISLANDS
1205.10	PAVEMENT MARKINGS - SCHOOL AREAS
1250.01	RAISED PAVEMENT MARKERS - INSTALLATION SPACING
1251.01	RAISED PAVEMENT MARKERS - PERMANENT AND TEMPORARY
1261.01	GUARDRAIL AND BARRIER DELINEATORS - INSTALLATION SPACING
1261.02	GUARDRAIL AND BARRIER DELINEATORS - TYPES AND MOUNTING
1262.01	GUARDRAIL END DELINEATION

**GENERAL NOTES**

THE FOLLOWING GENERAL NOTES APPLY AT ALL TIMES FOR THE DURATION OF THE CONSTRUCTION PROJECT, EXCEPT WHEN OTHERWISE NOTED IN THE PLAN, OR DIRECTED BY THE ENGINEER.

- A) INSTALL PAVEMENT MARKINGS AND PAVEMENT MARKERS ON THE FINAL SURFACE AS FOLLOWS:
 


<u>ROAD NAME</u>	<u>MARKING</u>	<u>MARKER</u>
ALL ROADS	THERMOPLASTIC	PERMANENT RAISED
- B) TIE PROPOSED PAVEMENT MARKING LINES TO EXISTING PAVEMENT MARKING LINES.
- C) REMOVE/REPLACE ANY CONFLICTING/DAMAGED PAVEMENT MARKINGS AND MARKERS.
- D) PASSING ZONES WILL BE DETERMINED IN THE FIELD AND MUST BE APPROVED BY THE ENGINEER.
- E) STOP BAR LOCATION AT NON-SIGNALIZED INTERSECTIONS MAY BE ADJUSTED AS DIRECTED BY THE ENGINEER.
- F) UNLESS OTHERWISE SPECIFIED, HEATED-IN-PLACE THERMOPLASTIC MAY BE USED IN LIEU OF EXTRUDED THERMOPLASTIC FOR STOP BARS, SYMBOLS, CHARACTERS AND DIAGONALS. IF HEATED-IN-PLACE IS USED, IT SHALL BE PAID FOR USING THE EXTRUDED THERMOPLASTIC PAY ITEM.
- G) SEE ROADWAY PLANS FOR ALTERNATE CURB RAMP DESIGNS WHEN INDICATED ON PAVEMENT MARKING DETAIL SHEETS.

**INDEX**

<u>SHEET NO.</u>	<u>DESCRIPTION</u>
PMP-1	PAVEMENT MARKING PLAN TITLE SHEET
PMP-2-2C	CROSSWALK AND STOP BAR PAVEMENT MARKING DETAIL & REVISED PAVEMENT MARKING ROADWAY STANDARD DRAWINGS
PMP-3	PAVEMENT MARKING SCHEDULE & PIANO-STYLE CROSSWALK DETAIL
PMP-4-15	PAVEMENT MARKING DETAIL

PLAN PREPARED BY: N.C.D.O.T. SIGNING AND DELINEATION UNIT

KELVIN L. JORDAN	SIGNING & DELINEATION REGIONAL ENGINEER
DERRICK H. BEARD	SIGNING & DELINEATION PROJECT DESIGN ENGINEER

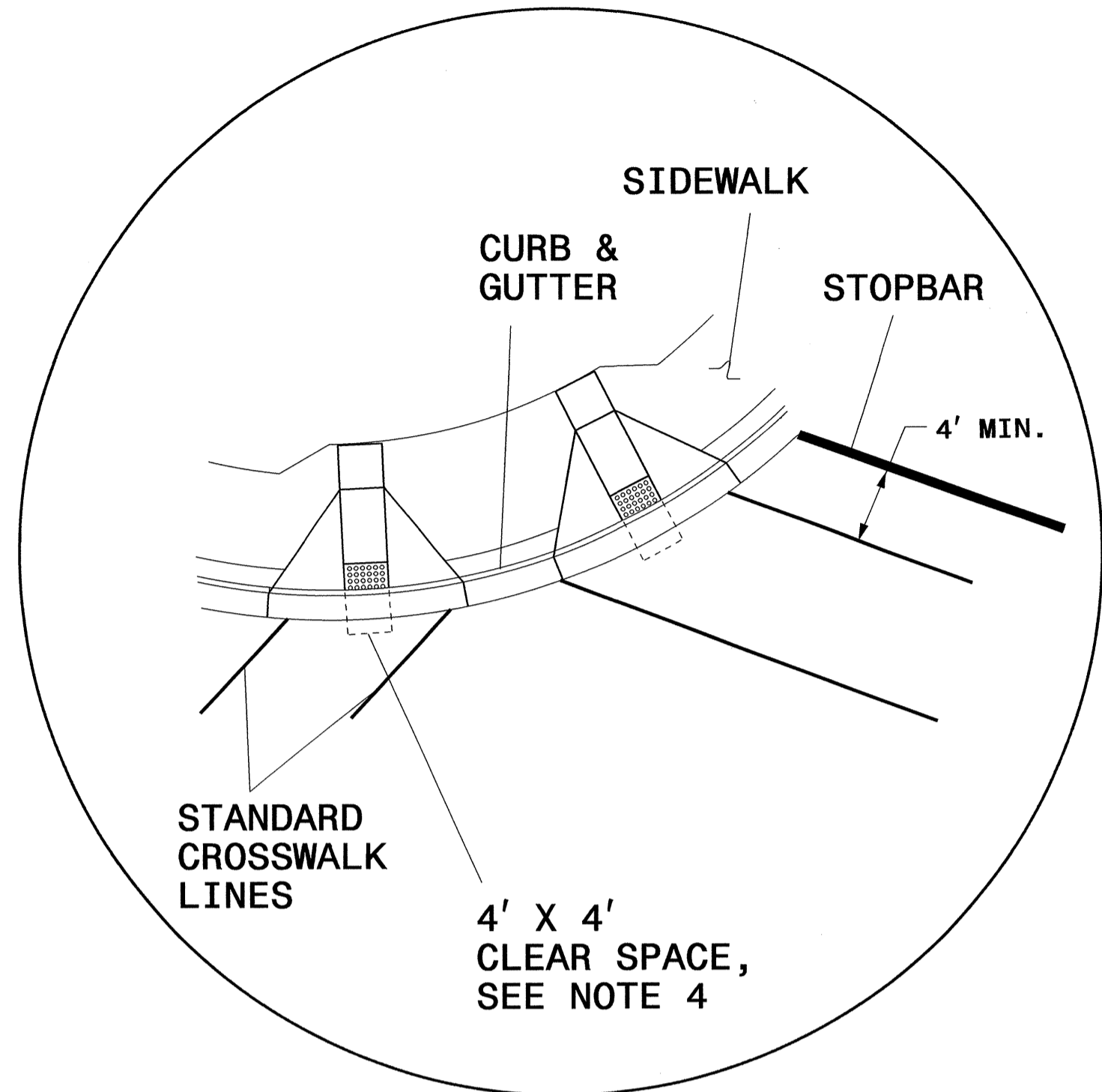
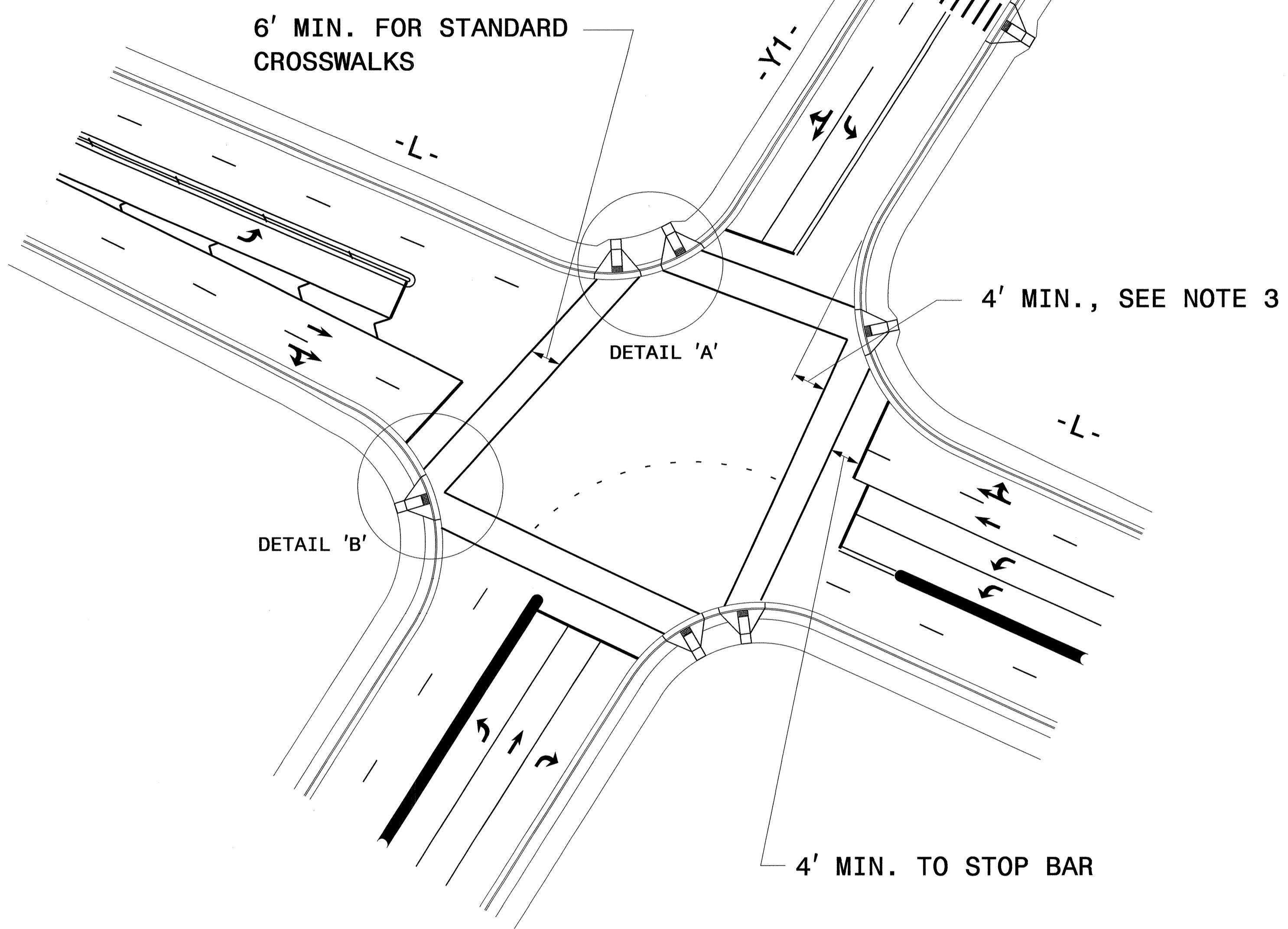


Part 2 of 2

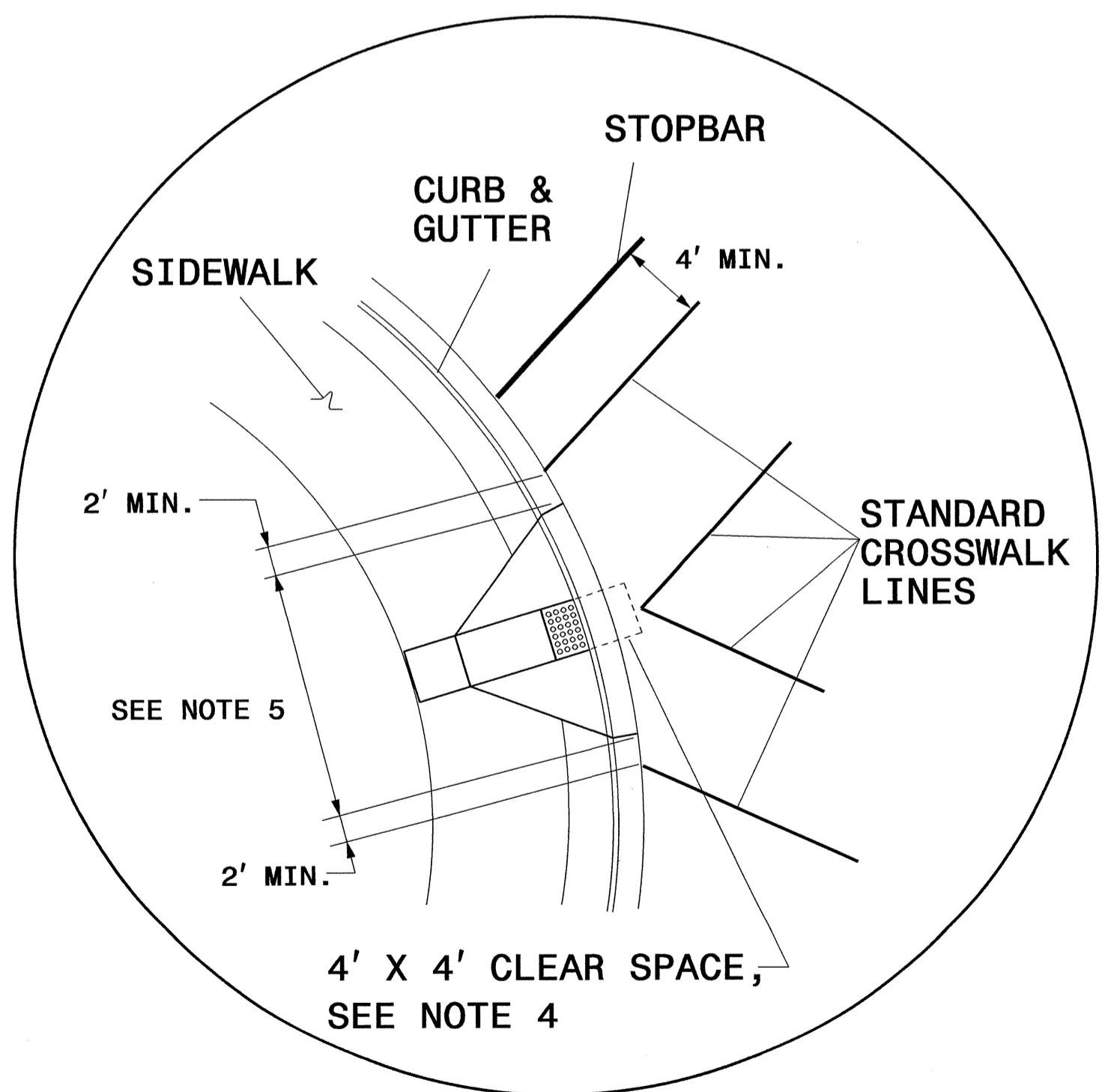
TIP NO.	SHEET NO.
U-2507A	PMP-2
APPROVED: <i>RW</i>	
DATE: 8/6/13	
SEAL	



UNLESS OTHERWISE SPECIFIED,  
HI-VISIBILITY CROSSWALK  
MARKINGS SHALL BE USED AT  
MID-BLOCK CROSSINGS



DETAIL 'A'- DUAL CURB RAMPS



DETAIL 'B'- SINGLE DIAGONAL CURB RAMP

**GUIDANCE DETAIL FOR CROSSWALK MARKINGS**

**NOTES:**

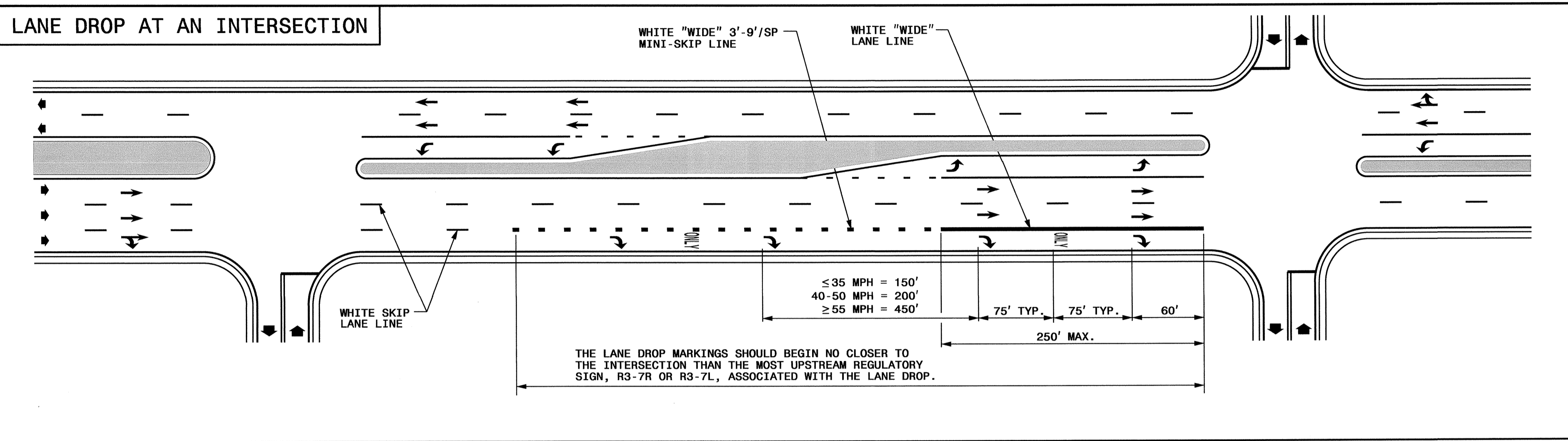
- USE THE DETAILS ABOVE AND THE FOLLOWING NOTES FOR GUIDANCE IN PLACING CROSSWALK MARKINGS NOT STATIONED ON THE DETAIL SHEETS OR WHEN FIELD ADJUSTMENTS REQUIRED MOVING STATIONED MARKINGS AS DIRECTED BY THE ENGINEER. REFER TO NCDOT ROADWAY STANDARD DRAWINGS, MUTCD AND ADA STANDARDS FOR ADDITIONAL GUIDANCE.
- THE CROSSWALK MARKINGS SHOWN ON THE ABOVE DETAILS ARE FOR REFERENCE ONLY. ONLY INSTALL CROSSWALK MARKINGS WHERE SHOWN ON THE DETAIL SHEETS OR AS DIRECTED BY THE ENGINEER. THE CROSSWALK MARKING TYPE, STANDARD OR HI-VISIBILITY, SHALL BE INSTALL AS SPECIFIED ON THE DETAIL SHEETS OR AS DIRECTED BY THE ENGINEER.
- SET BACK DISTANCE FROM INSIDE CROSSWALK MARKING TO NEAREST EDGE OF TRAVEL IS 4' MIN.
- BEYOND THE BOTTOM GRADE BRAKE, A CLEAR SPACE OF 4' X 4' MINIMUM SHALL BE PROVIDED WITHIN THE MARKINGS.
- SINGLE DIAGONAL CURB RAMPS WITH FLARED SIDES SHALL HAVE A SEGMENT OF CURB 2 FEET LONG MINIMUM LOCATED ON EACH SIDE OF THE CURB RAMP AND WITHIN THE MARKED CROSSING, SEE DETAIL 'B'.
- CURB RAMPS SHALL BE CONSTRUCTED IN ACCORDANCE TO THE LATEST NCDOT ROADWAY STANDARD DRAWINGS.

**CROSSWALK PAVEMENT MARKING  
GUIDANCE DETAIL**

01-AUG-2013 08:44  
C:\DOT\GIS\Projects\U2507A\Traffic\Signing\CADD\PMP\Pavement Marking Seed 4-30-13.dgn  
chdsr g AL TEL6332

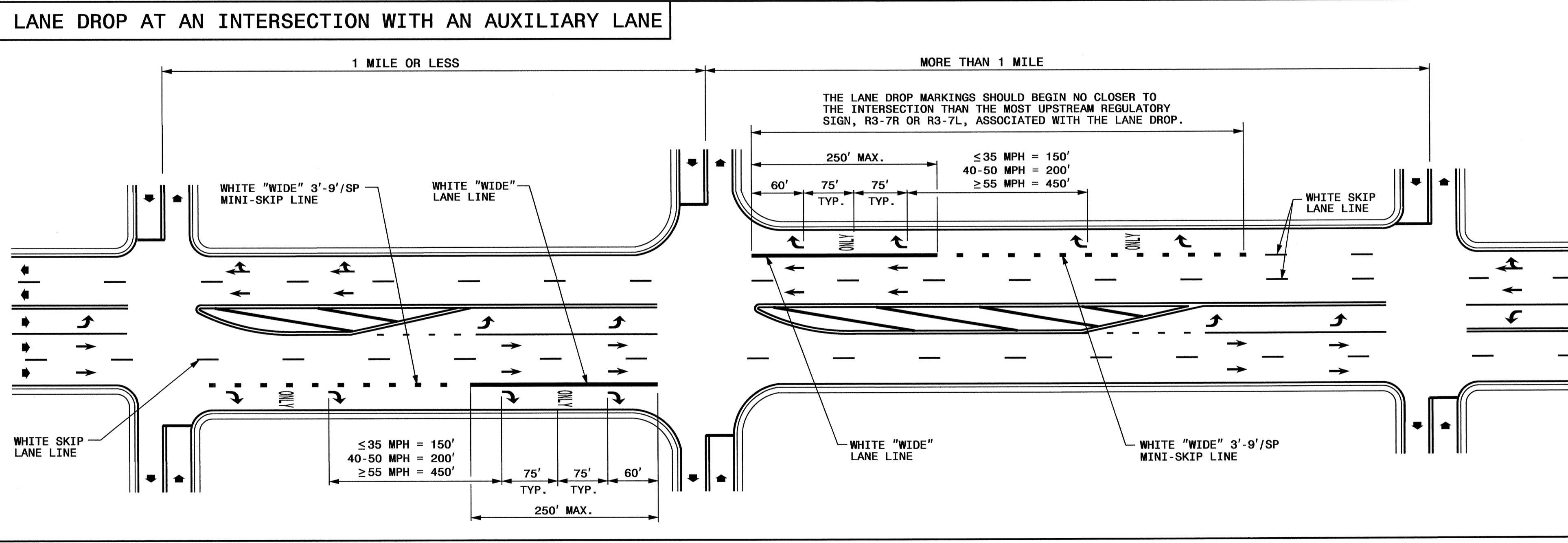
TIP NO.	SHEET NO.
U-2507A	PMP-2B
APPROVED: <i>PLW</i>	
DATE: 8/6/13	
SEAL	

STATE OF NORTH CAROLINA  
 DEPT. OF TRANSPORTATION  
 DIVISION OF HIGHWAYS  
 RALEIGH, N.C.



STATE OF NORTH CAROLINA  
 DEPT. OF TRANSPORTATION  
 DIVISION OF HIGHWAYS  
 RALEIGH, N.C.

ENGLISH DETAIL DRAWING FOR  
**PAVEMENT MARKINGS**  
 LANE DROPS



ENGLISH DETAIL DRAWING FOR  
**PAVEMENT MARKINGS**  
 LANE DROPS

- GENERAL NOTES:**
- USE THE GUIDANCE SHOWN ON THE ABOVE DETAILS IN CONJUNCTION WITH INTERSECTION GUIDANCE SHOWN ON ROADWAY STANDARD DRAWING 1205.04.
  - LANE LINES INDICATED AS "WIDE" SHALL BE AT LEAST TWICE THE WIDTH OF THE NORMAL LINE.

LEGEND	
W = WIDTH OF TRAVEL LANE	ONLY PAVEMENT MARKING SYMBOLS & CHARACTERS
➔ DIRECTION OF TRAFFIC FLOW	

SHEET 1 OF 3  
**1205D06**

SHEET 1 OF 3  
**1205D06**

**REVISED PAVEMENT MARKING  
ROADWAY STANDARD DRAWING**

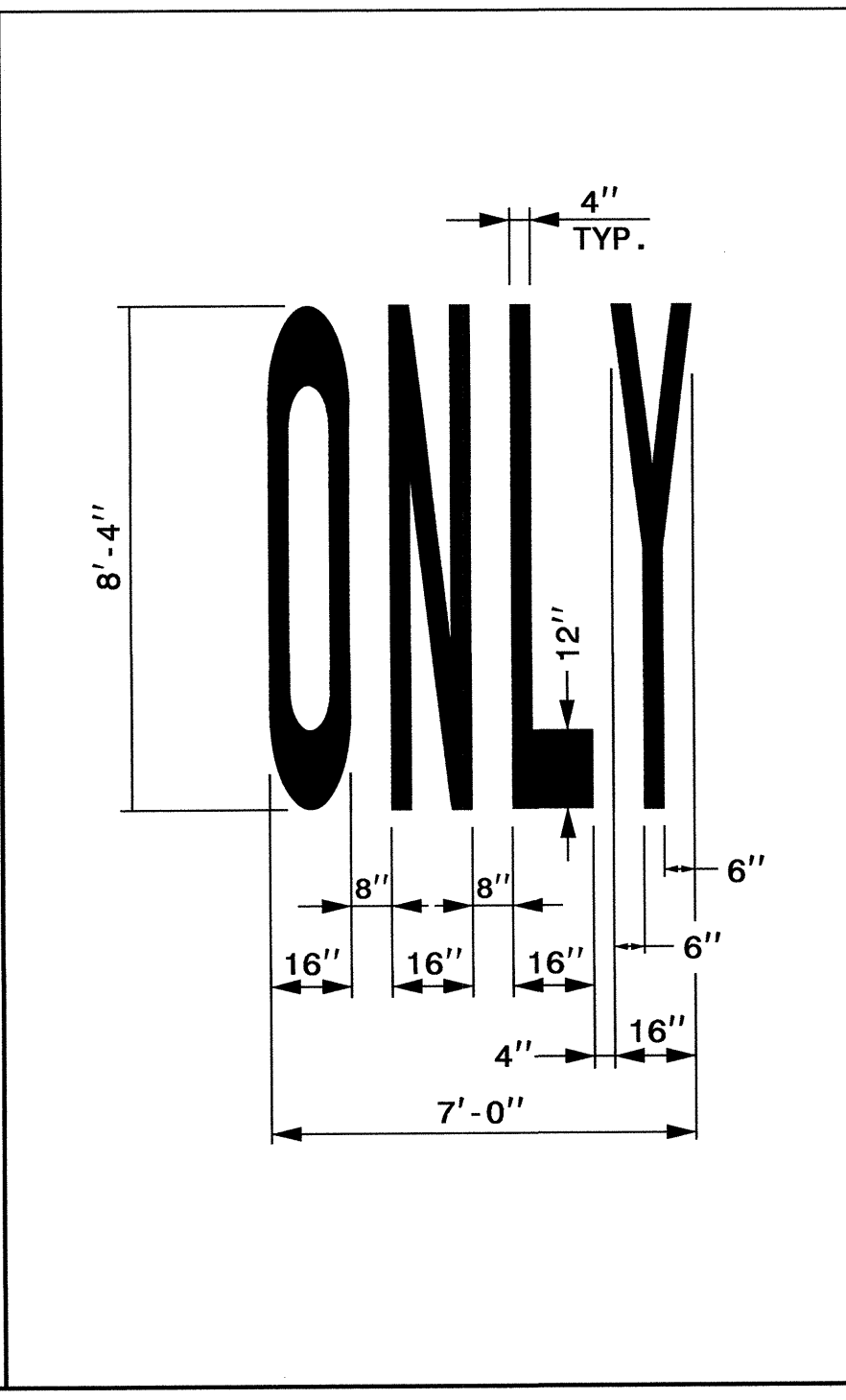
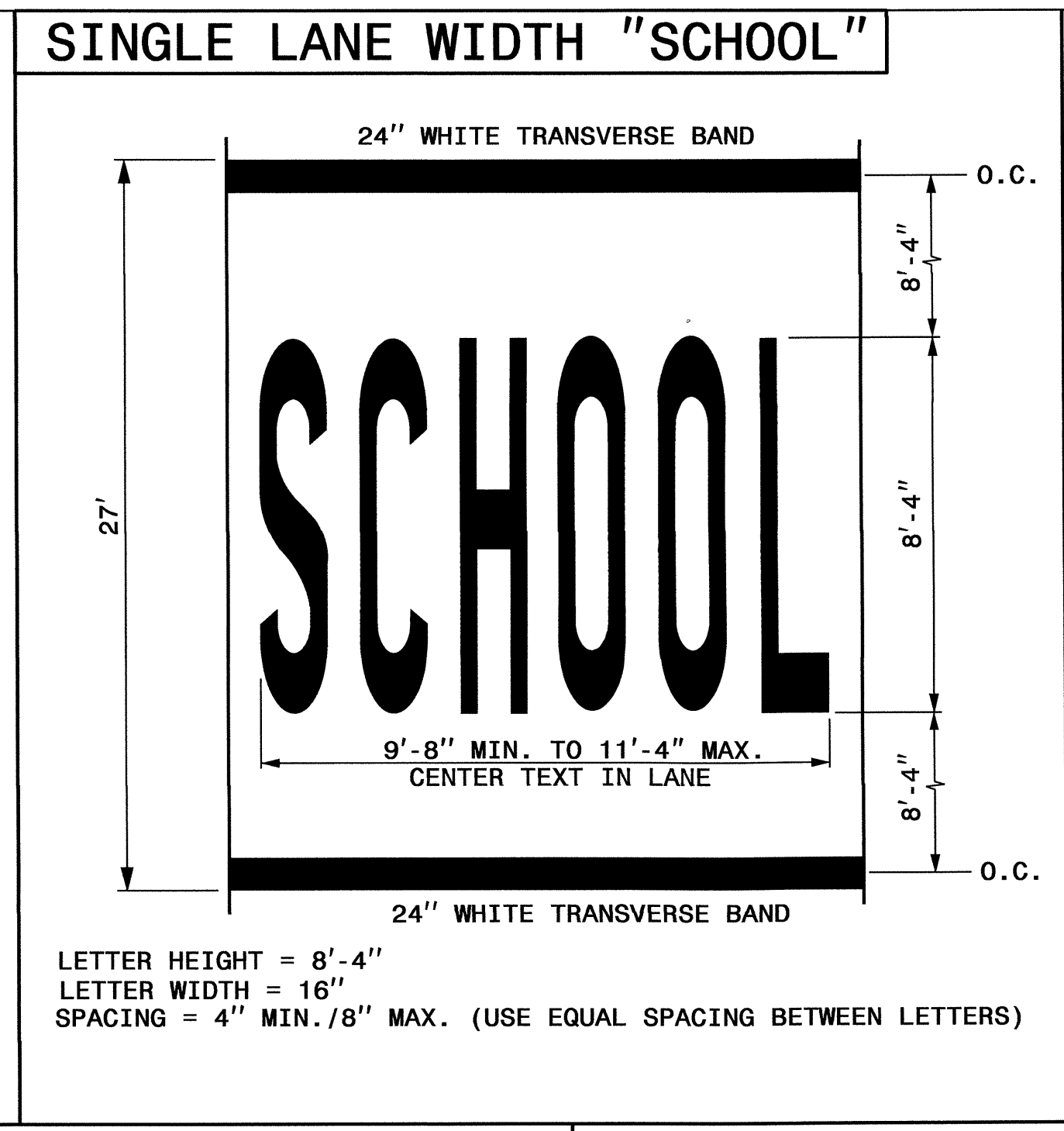
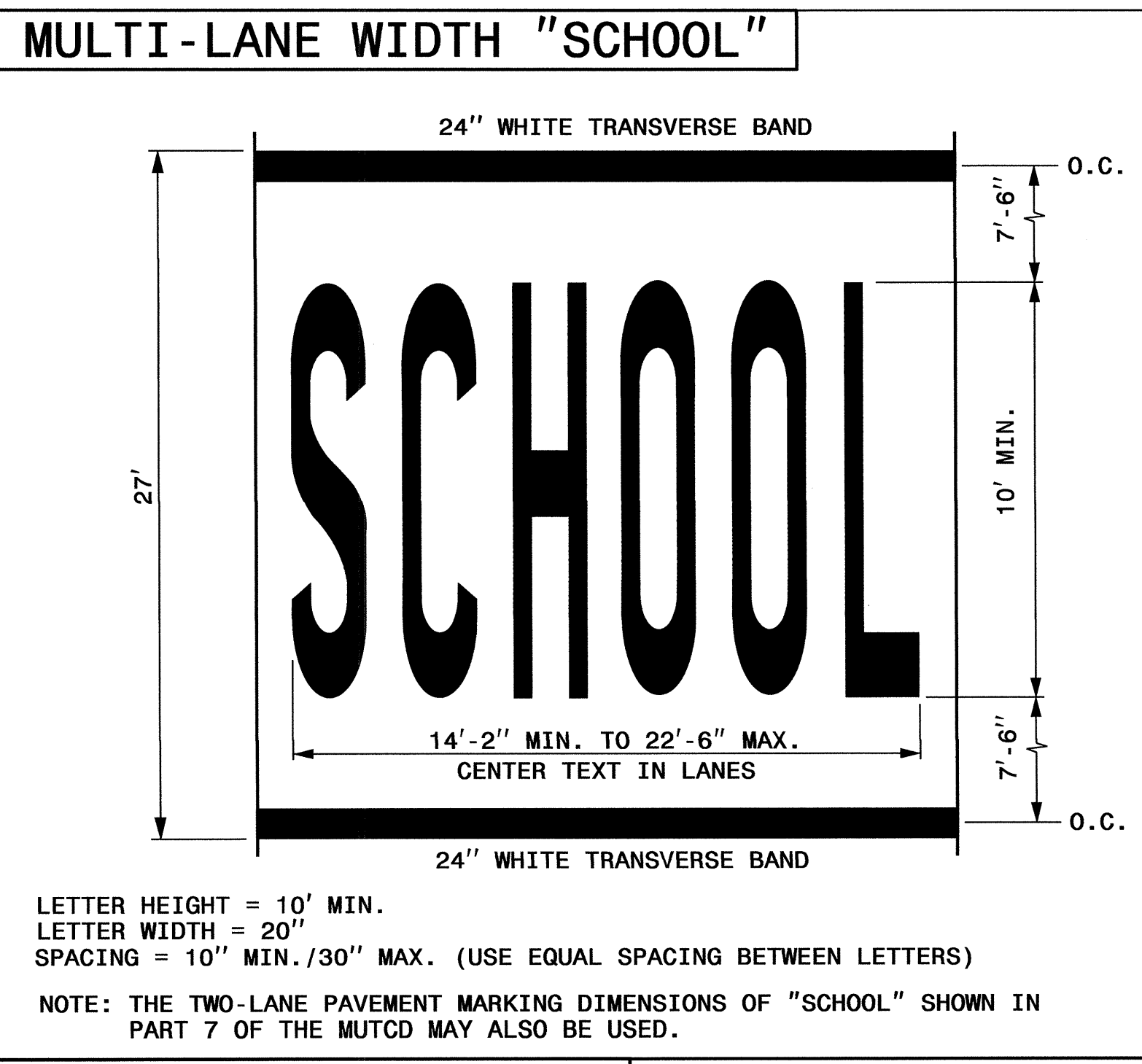
01-AUG-2013 08:43  
 \\dot\dfs001\01\Pro\1\TIPProjects-U\U2507A\Traffic\Signing\CADD\PMP\Pavement Marking Seed 4-30-13.dgn  
 dnbeard AT TE268832



STATE OF NORTH CAROLINA  
 DEPT. OF TRANSPORTATION  
 DIVISION OF HIGHWAYS  
 RALEIGH, N.C.

ENGLISH DETAIL DRAWING FOR  
**PAVEMENT MARKINGS**  
 SYMBOLS AND WORD MESSAGES

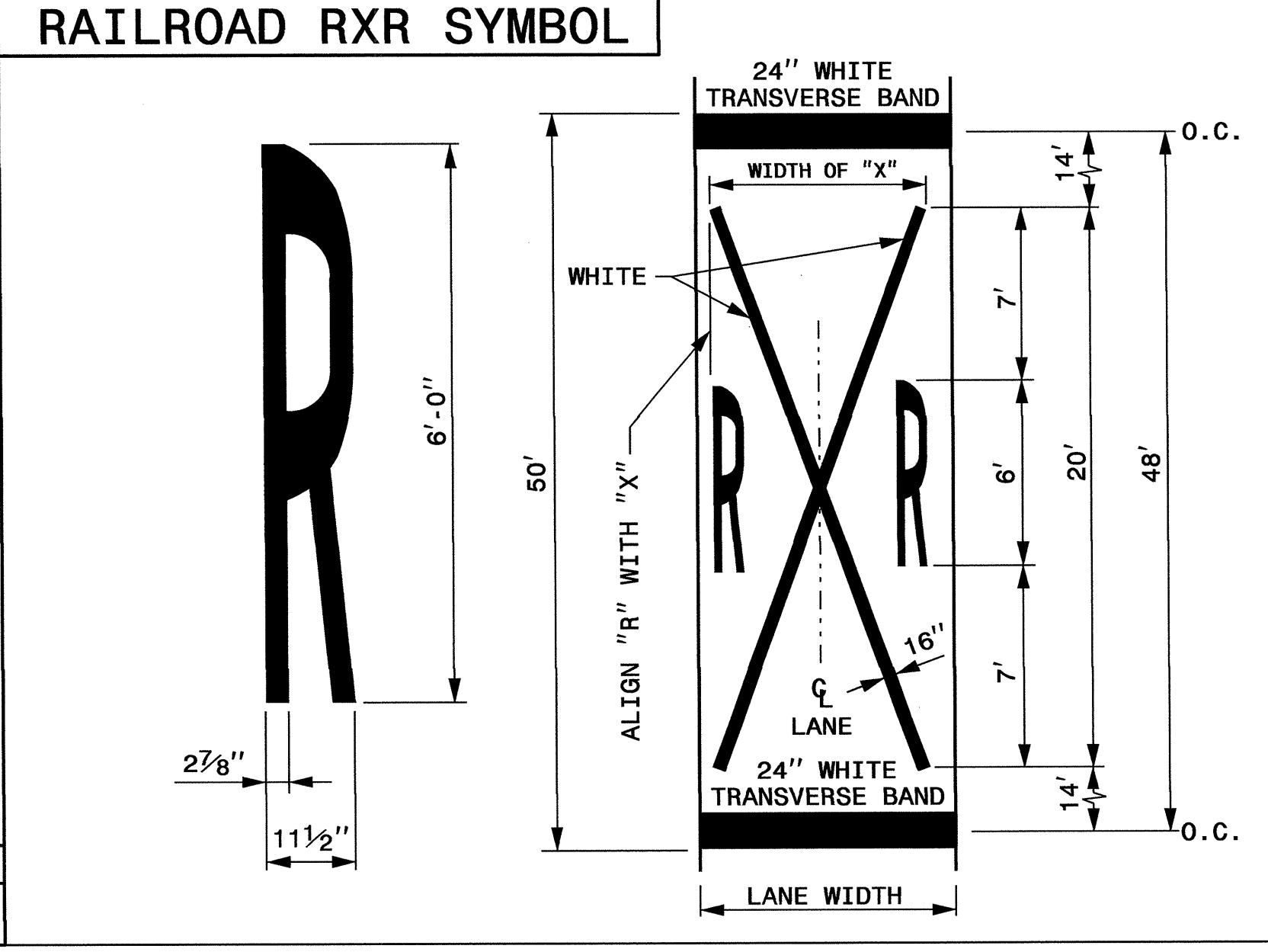
SHEET 3 OF 8  
**1205D08**



STATE OF NORTH CAROLINA  
 DEPT. OF TRANSPORTATION  
 DIVISION OF HIGHWAYS  
 RALEIGH, N.C.

ENGLISH DETAIL DRAWING FOR  
**PAVEMENT MARKINGS**  
 SYMBOLS AND WORD MESSAGES

SHEET 3 OF 8  
**1205D08**



LANE WIDTH (FEET)	WIDTH OF "X" (FEET)
8' ≤ W ≤ 9'	7'
9' < W ≤ 12'	8'
W > 12'	10'

**GENERAL NOTES:**

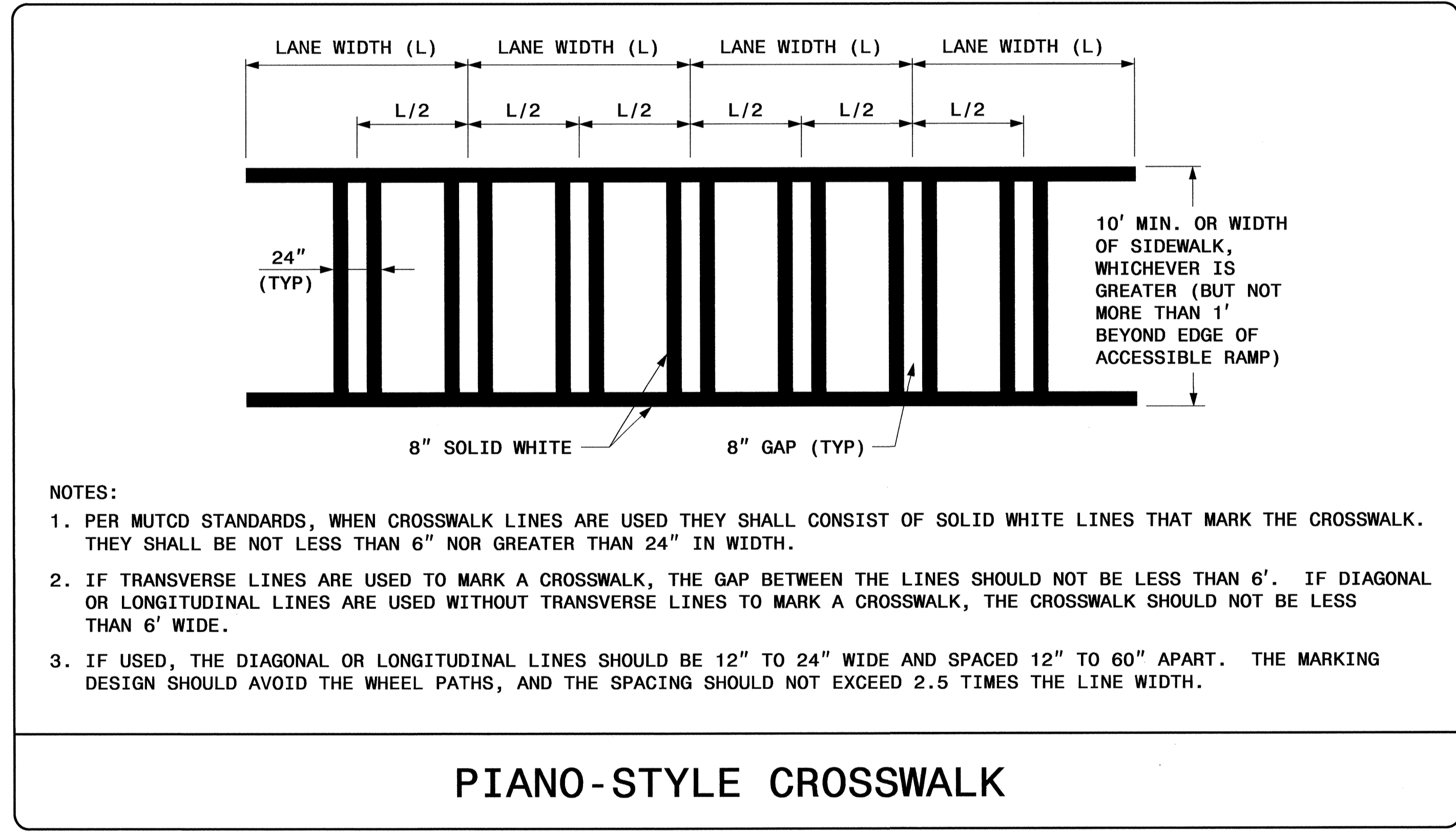
- THE SCHOOL PAVEMENT MARKING CONSISTS OF SIX (6) CHARACTERS. THE TWO (2) 24" TRANSVERSE BANDS WILL BE PAID FOR UNDER A SEPARATE PAY ITEM. REFER TO ROADWAY STANDARD DRAWING 1205.10 FOR ADDITIONAL PAVEMENT MARKING GUIDANCE.
- PAVEMENT MARKING IN ADVANCE OF A HIGHWAY-RAIL CROSSING SHALL CONSIST OF TWO (2) CHARACTERS AND TWO (2) 16" LINES (FORMING AN X) WHICH ARE PAID FOR UNDER TWO SEPARATE PAY ITEMS. THE TWO (2) 24" TRANSVERSE BANDS WILL BE PAID FOR UNDER A SEPARATE PAY ITEM. REFER TO ROADWAY STANDARD DRAWING 1205.11 FOR ADDITIONAL PAVEMENT MARKING GUIDANCE.

**REVISED PAVEMENT MARKING  
ROADWAY STANDARD DRAWING**

01-AUG-2013 08:42  
 \\dot\dfsroot\0\Pro\TIP\Projects-U\U2507A\Traffic\Signing\CADD\PMP\Pavement Marking Seed 4-30-13.dgn  
 dbboard AT TE268832

**U-2507A PAVEMENT MARKING SCHEDULE**

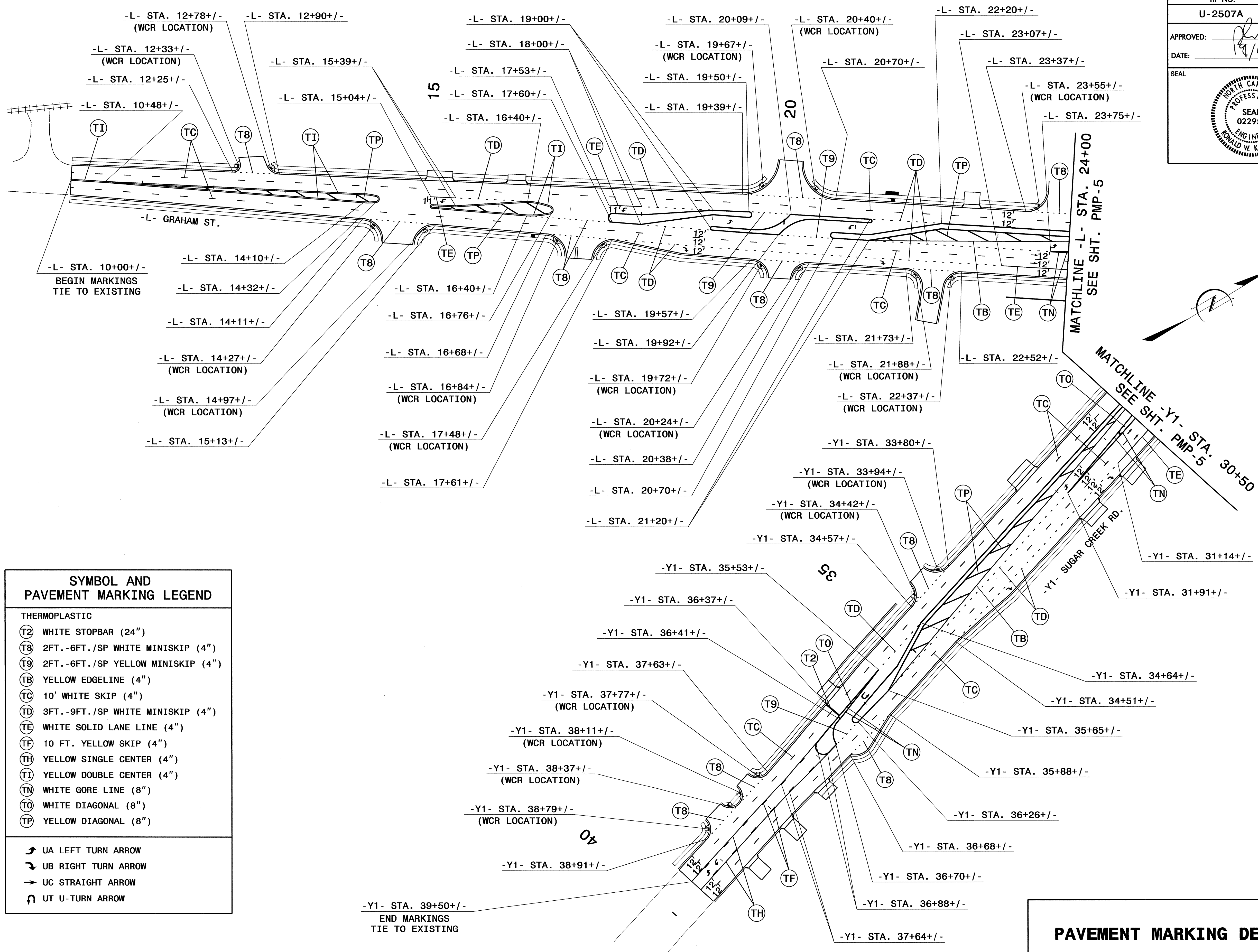
SYMBOL	DESCRIPTION
FINAL PAVEMENT MARKINGS	
THERMOPLASTIC (24", 120 MILS)	
T2	WHITE STOPBAR
T3	WHITE HI-VIS CROSSWALK
THERMOPLASTIC (4", 120 MILS)	
T8	2 FT. - 6 FT./SP WHITE MINISKIP
T9	2 FT. - 6 FT./SP YELLOW MINISKIP
TC	10 FT. WHITE SKIP
TD	3 FT. - 9 FT./SP WHITE MINISKIP
TE	WHITE SOLID LANE LINE
TF	10 FT. YELLOW SKIP
TH	YELLOW SINGLE CENTER
TI	YELLOW DOUBLE CENTER
THERMOPLASTIC (4", 90 MILS)	
TA	WHITE EDGE LINE
TB	YELLOW EDGE LINE
THERMOPLASTIC (8", 120 MILS)	
T13	3 FT. - 9 FT./SP WHITE MINISKIP
TQ	WHITE CROSSWALK LINE
TR	WHITE SOLID LANE LINE
THERMOPLASTIC (8", 90 MILS)	
TN	WHITE GORE LINE
TO	WHITE DIAGONAL
TP	YELLOW DIAGONAL
THERMOPLASTIC PAVEMENT MARKING CHARACTER (120 MILS)	
UI	ALPHANUMERIC CHAR.
THERMOPLASTIC PAVEMENT MARKING SYMBOLS (90 MILS)	
UA	LEFT TURN ARROW
UB	RIGHT TURN ARROW
UC	STRAIGHT ARROW
UE	COMBO. STRAIGHT/RIGHT
UJ	BICYCLE SYMBOL
UK	BICYCLE STRAIGHT ARROW
UN	24" YIELD LINE TRIANGLE
UO	BICYCLE LEFT ARROW
UT	U-TURN ARROW
MARKERS	
PERMANENT RAISED PAVEMENT MARKERS	
MA	YELLOW & YELLOW
MB	CRYSTAL & RED



- NOTES:
- PER MUTCD STANDARDS, WHEN CROSSWALK LINES ARE USED THEY SHALL CONSIST OF SOLID WHITE LINES THAT MARK THE CROSSWALK. THEY SHALL BE NOT LESS THAN 6" NOR GREATER THAN 24" IN WIDTH.
  - IF TRANSVERSE LINES ARE USED TO MARK A CROSSWALK, THE GAP BETWEEN THE LINES SHOULD NOT BE LESS THAN 6'. IF DIAGONAL OR LONGITUDINAL LINES ARE USED WITHOUT TRANSVERSE LINES TO MARK A CROSSWALK, THE CROSSWALK SHOULD NOT BE LESS THAN 6' WIDE.
  - IF USED, THE DIAGONAL OR LONGITUDINAL LINES SHOULD BE 12" TO 24" WIDE AND SPACED 12" TO 60" APART. THE MARKING DESIGN SHOULD AVOID THE WHEEL PATHS, AND THE SPACING SHOULD NOT EXCEED 2.5 TIMES THE LINE WIDTH.

01-AUG-2013 09:44 \\dot\dfs\09101\Projects-U\2507A\Traffic\Signing\CADD\PM\ Pavement Marking Schedule - PMP-3.dgn

TIP NO. U-2507A	SHEET NO. PMP-4
APPROVED: <i>[Signature]</i>	
DATE: 8/5/13	
SEAL	



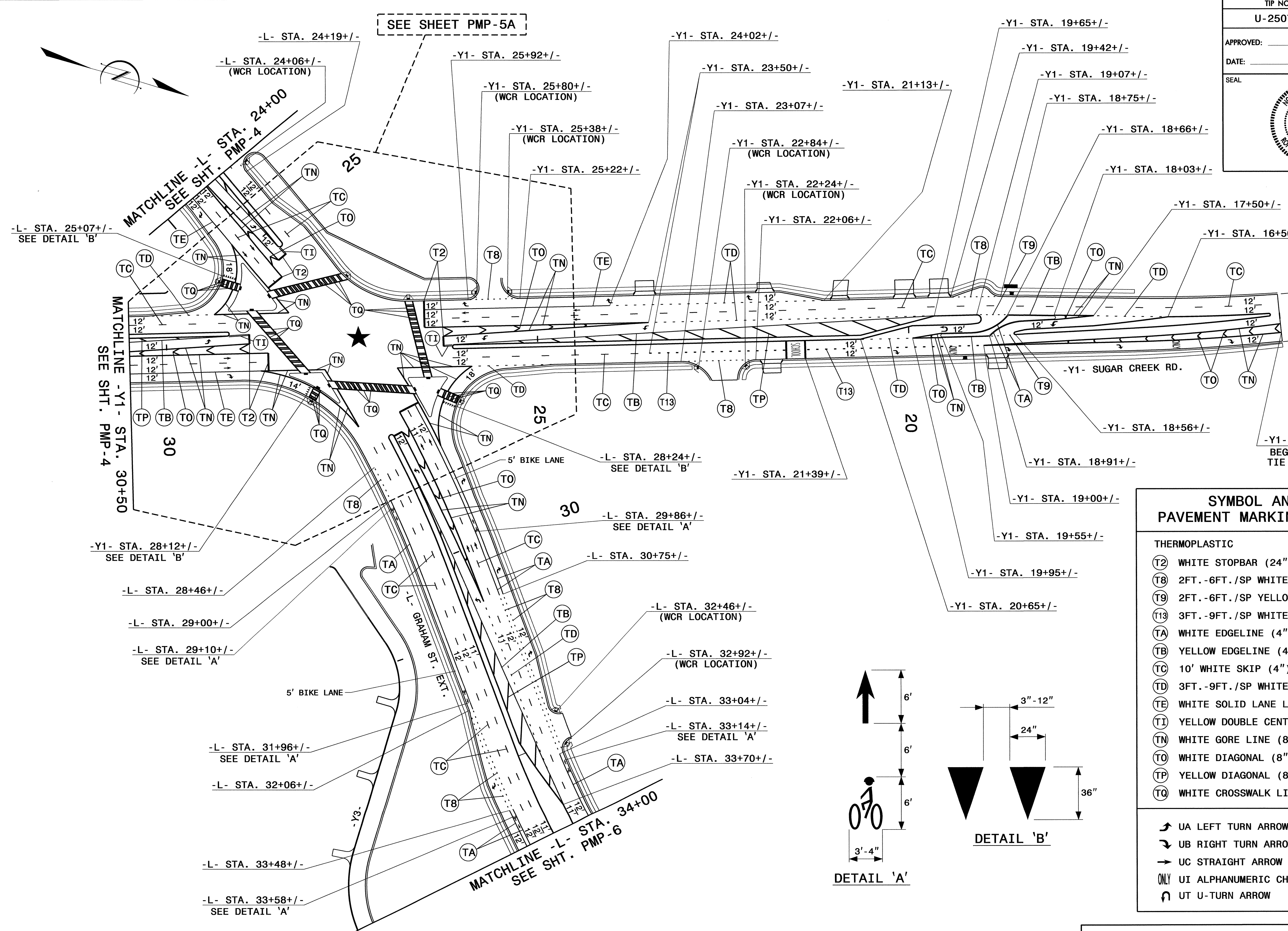
SYMBOL AND PAVEMENT MARKING LEGEND	
THERMOPLASTIC	
(T2)	WHITE STOPBAR (24")
(T8)	2FT.-6FT./SP WHITE MINISKIP (4")
(T9)	2FT.-6FT./SP YELLOW MINISKIP (4")
(TB)	YELLOW EDGELINE (4")
(TC)	10' WHITE SKIP (4")
(TD)	3FT.-9FT./SP WHITE MINISKIP (4")
(TE)	WHITE SOLID LANE LINE (4")
(TF)	10 FT. YELLOW SKIP (4")
(TH)	YELLOW SINGLE CENTER (4")
(TI)	YELLOW DOUBLE CENTER (4")
(TN)	WHITE GORE LINE (8")
(TO)	WHITE DIAGONAL (8")
(TP)	YELLOW DIAGONAL (8")
UA LEFT TURN ARROW UB RIGHT TURN ARROW UC STRAIGHT ARROW UT U-TURN ARROW	

**PAVEMENT MARKING DETAIL**

05-SEP-2013 08:32  
 \\dot\dfs\ogt\p\proj\TIP\Projects-U\2507A\Traffic\Signing\CADD\PMP-U-2507A\_Sgn\_SGN\_PMP-4.dgn  
 gnbard AT TEL265632



TIP NO. U-2507A	SHEET NO. PMP-5
APPROVED: <i>[Signature]</i>	
DATE: 9/5/13	
SEAL	



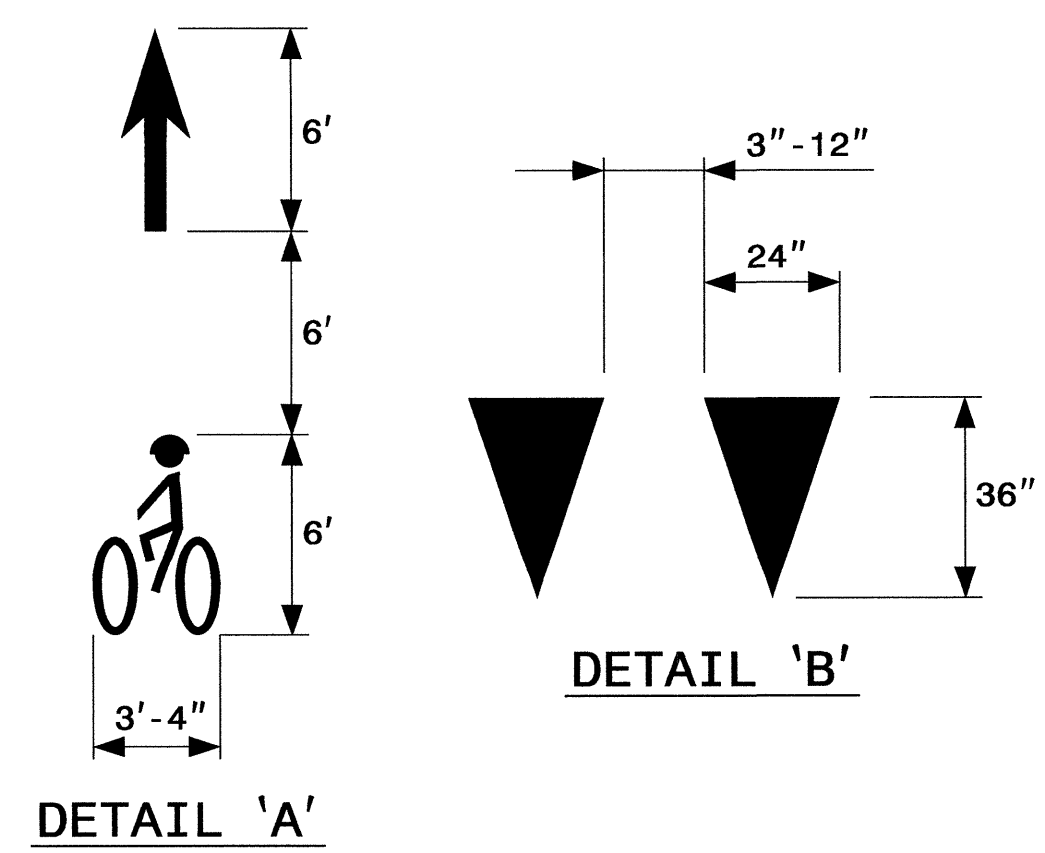
### SYMBOL AND PAVEMENT MARKING LEGEND

**THERMOPLASTIC**

- (T2) WHITE STOPBAR (24")
- (T8) 2FT.-6FT./SP WHITE MINISKIP (4")
- (T9) 2FT.-6FT./SP YELLOW MINISKIP (4")
- (T13) 3FT.-9FT./SP WHITE MINISKIP (8")
- (TA) WHITE EDGELINE (4")
- (TB) YELLOW EDGELINE (4")
- (TC) 10' WHITE SKIP (4")
- (TD) 3FT.-9FT./SP WHITE MINISKIP (4")
- (TE) WHITE SOLID LANE LINE (4")
- (TI) YELLOW DOUBLE CENTER (4")
- (TN) WHITE GORE LINE (8")
- (TO) WHITE DIAGONAL (8")
- (TP) YELLOW DIAGONAL (8")
- (TQ) WHITE CROSSWALK LINE (8")



  

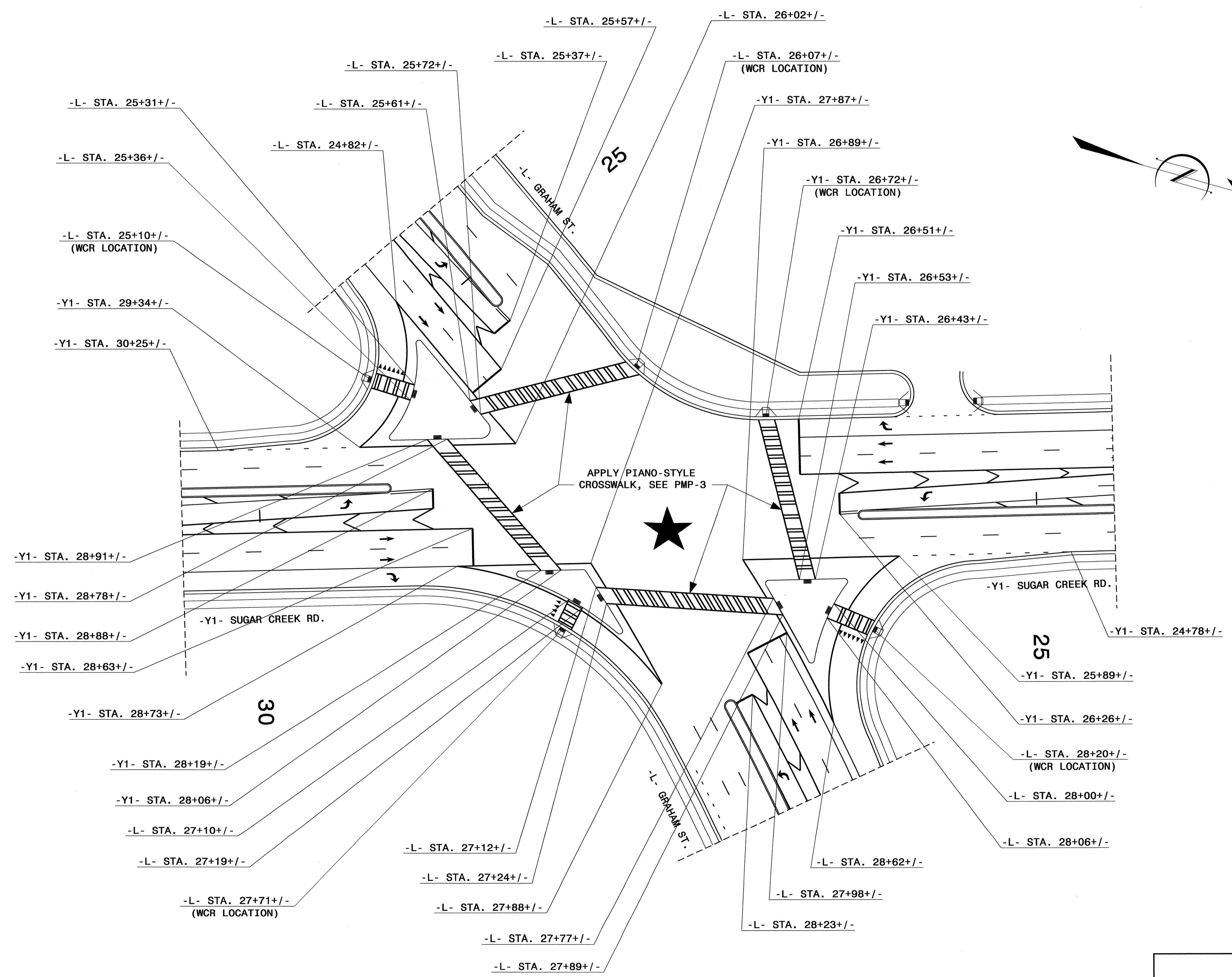
- ↙ UA LEFT TURN ARROW
- ↘ UB RIGHT TURN ARROW
- UC STRAIGHT ARROW
- ONLY UI ALPHANUMERIC CHARACTER
- ↺ UT U-TURN ARROW



**PAVEMENT MARKING DETAIL**

05-SEP-2013 09:37  
 \\dot\dfsroot\0\Pro\TIPProjects-U\U2507A\Traffic\Signing\CAOD\PMU-U-2507A\_Sgn\_SGNL\_PMP-5.dgn  
 dbear d AT TE265832

TIP NO.	SHEET NO.
U-2507A	PMP-5A
APPROVED: 	
DATE: 8/6/13	
SEAL	
	



**PAVEMENT MARKING DETAIL**

01-AUG-2013 05:25  
 \\dot\dfs\0919\Projects\U2507A\Traffic\Signing\CADD\PMP-U-2507A\_Sgn\_SGN\_PMP-5A.dgn  
 dbserg AT 11:26:52Z

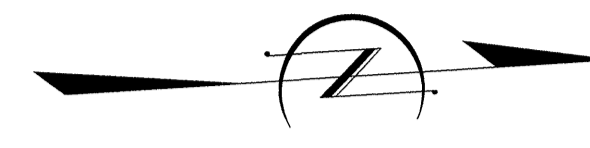
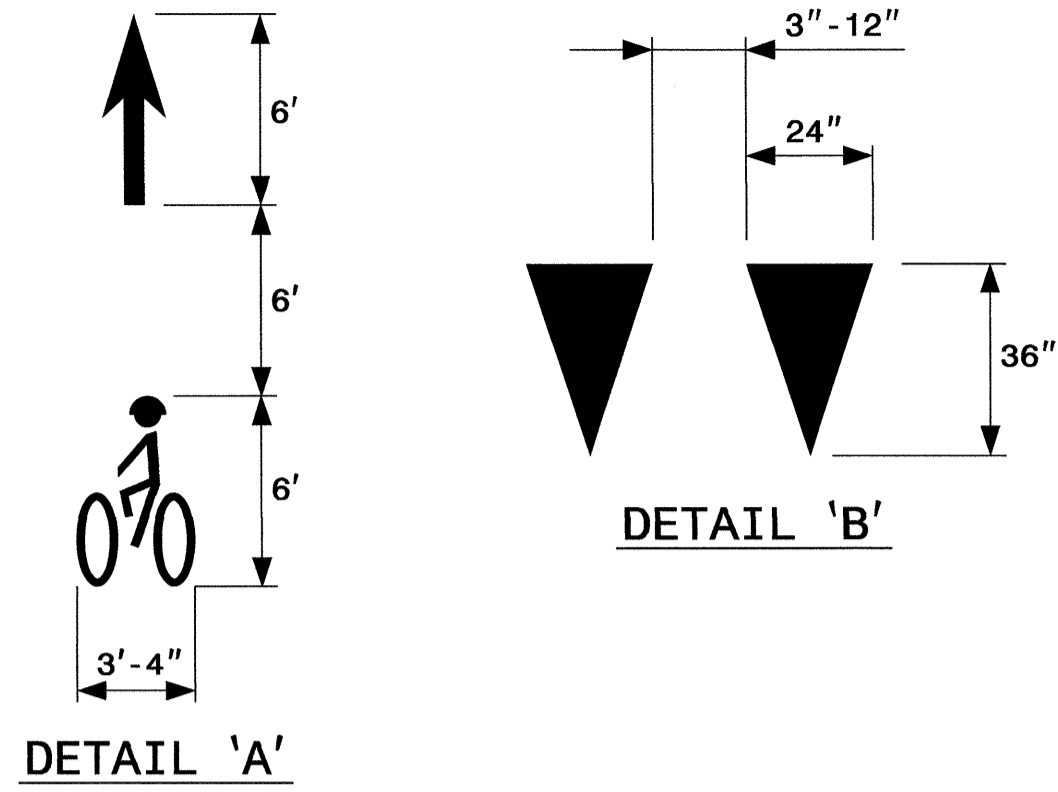


**SYMBOL AND PAVEMENT MARKING LEGEND**

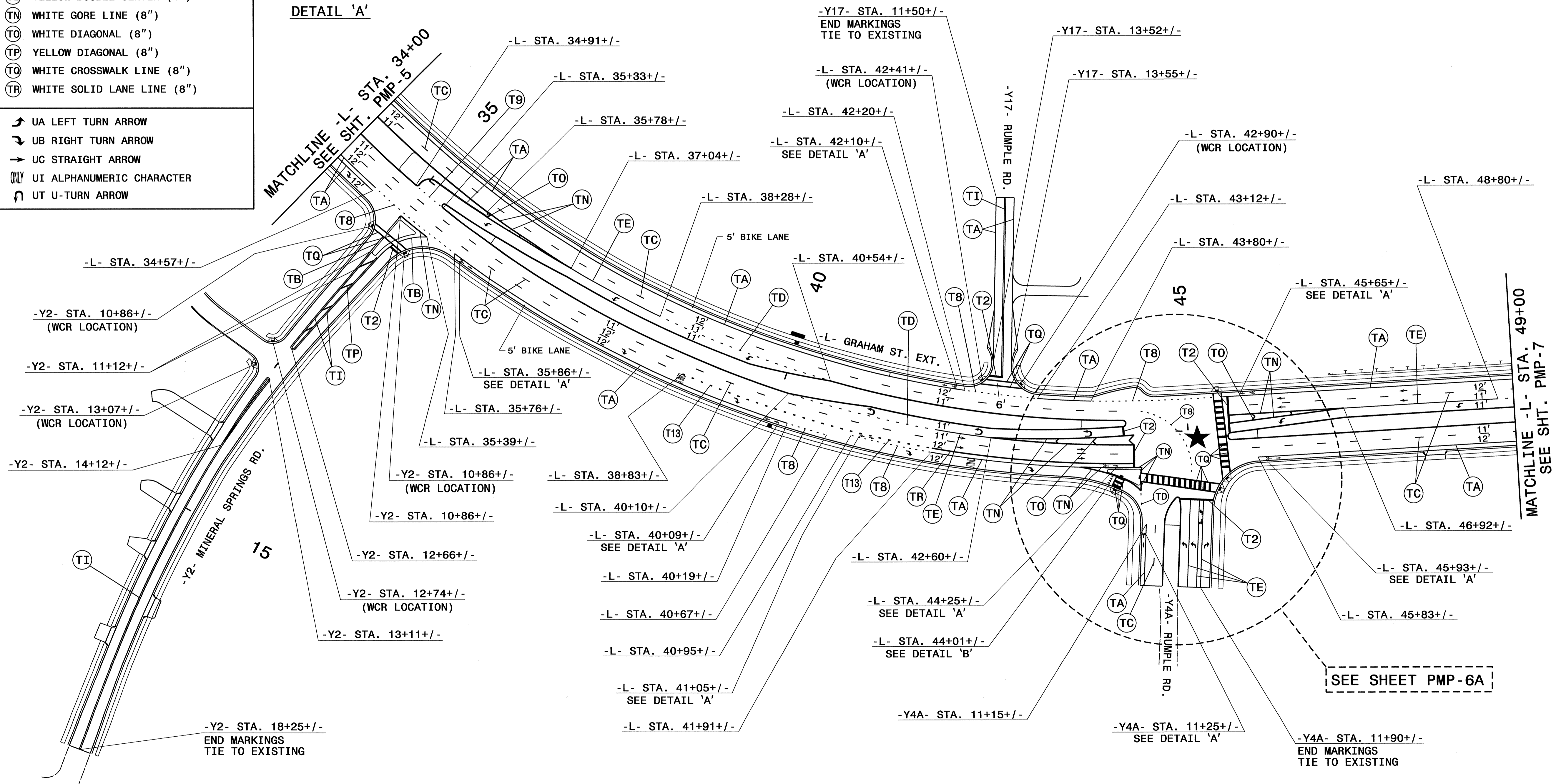
**THERMOPLASTIC**

- (T2) WHITE STOPBAR (24")
- (T8) 2FT.-6FT./SP WHITE MINISKIP (4")
- (T9) 2FT.-6FT./SP YELLOW MINISKIP (4")
- (T13) 3FT.-9FT./SP WHITE MINISKIP (8")
- (TA) WHITE EDGELINE (4")
- (TB) YELLOW EDGELINE (4")
- (TC) 10' WHITE SKIP (4")
- (TD) 3FT.-9FT./SP WHITE MINISKIP (4")
- (TE) WHITE SOLID LANE LINE (4")
- (TI) YELLOW DOUBLE CENTER (4")
- (TN) WHITE GORE LINE (8")
- (TO) WHITE DIAGONAL (8")
- (TP) YELLOW DIAGONAL (8")
- (TQ) WHITE CROSSWALK LINE (8")
- (TR) WHITE SOLID LANE LINE (8")

- UA LEFT TURN ARROW
- UB RIGHT TURN ARROW
- UC STRAIGHT ARROW
- ONLY UI ALPHANUMERIC CHARACTER
- UT U-TURN ARROW



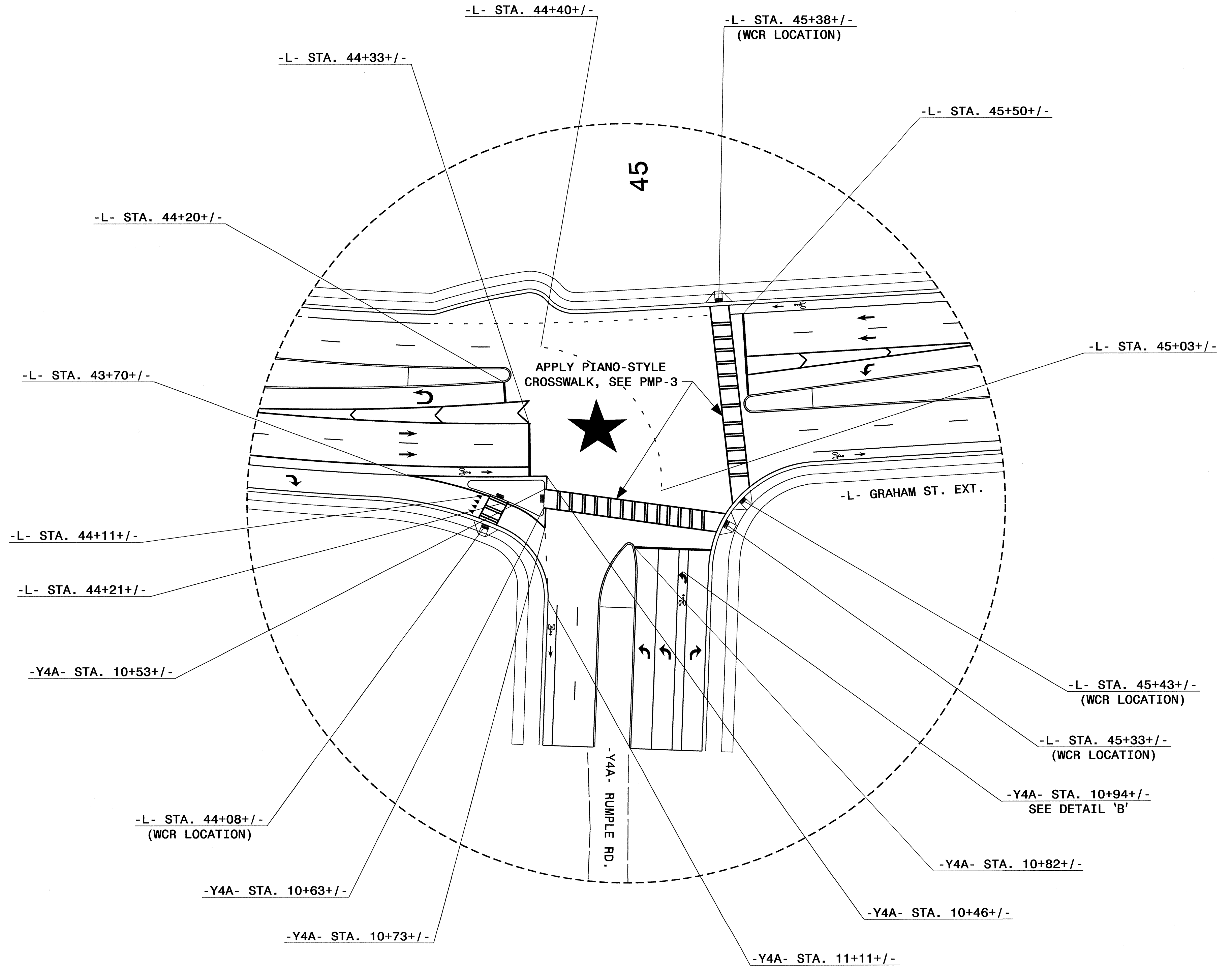
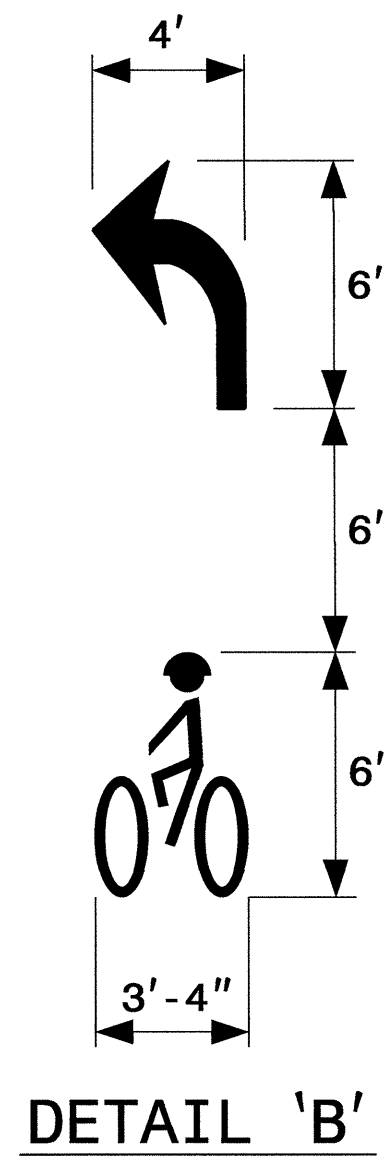

TIP NO. U-2507A	SHEET NO. PMP-6
APPROVED: <i>[Signature]</i>	
DATE: 8/6/13	
SEAL	



**PAVEMENT MARKING DETAIL**

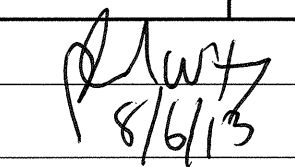

01-AUG-2013 09:29  
 C:\Users\p661\Documents\Projects\U\U2507A\Traffic\Signing\CADD\MP-U-2507A\_Sgn\_SGN\_PMP-6.dgn  
 dhw347 AT 11:56:32

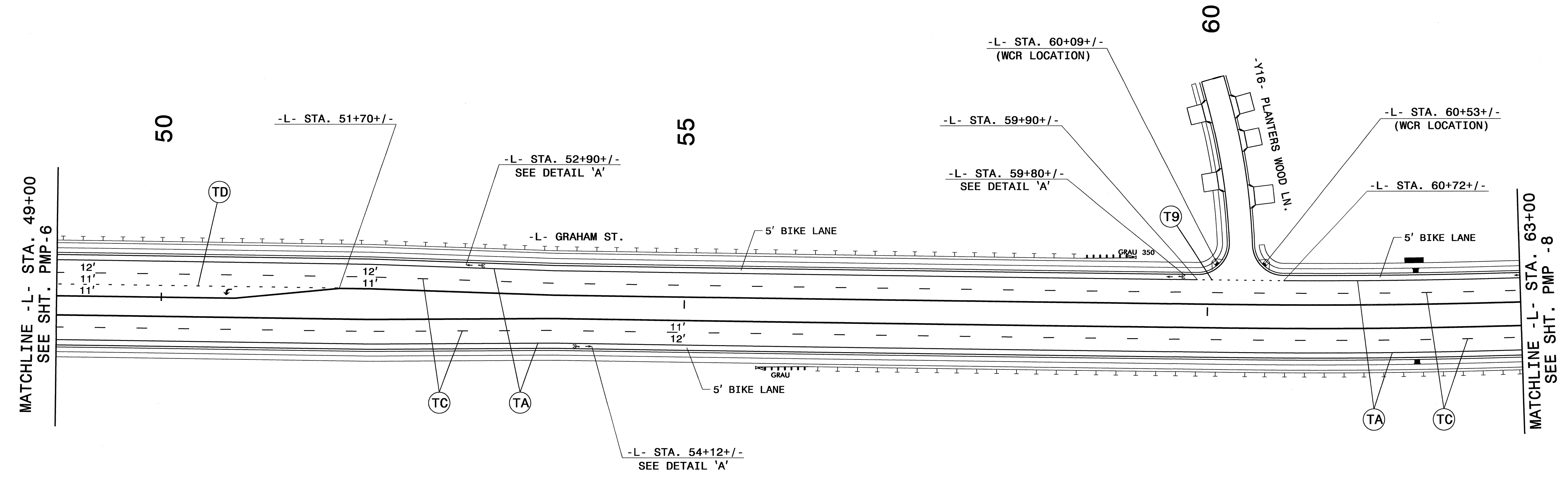

TIP NO.	SHEET NO.
U-2507A	PMP-6A
APPROVED: <i>[Signature]</i>	
DATE: 8/6/13	
SEAL	








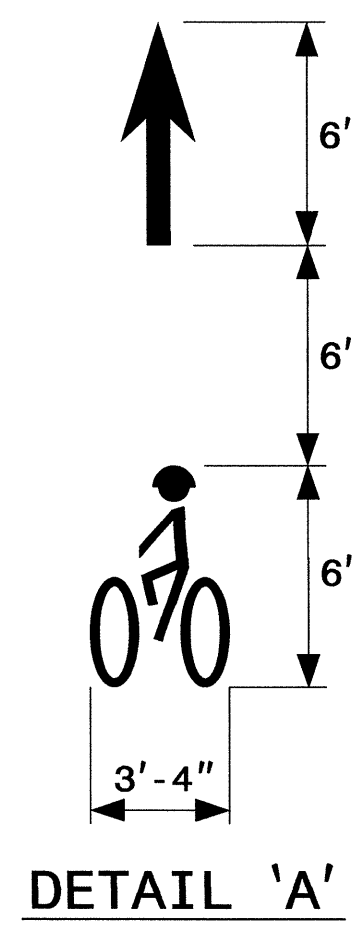
**PAVEMENT MARKING DETAIL**

01-AUG-2013 09:31  
 C:\dot\cfrs\001\Projects\U\2507A\Traffic\Signing\CADD\PMU-2507A\_Sgn\_SCN\_PMP-6A.dgn  
 dbb919 AT TEL65832

TIP NO.	SHEET NO.
U-2507A	PMP-7
APPROVED:	
DATE:	8/6/13
SEAL	



SYMBOL AND PAVEMENT MARKING LEGEND	
	UA LEFT TURN ARROW
THERMOPLASTIC	
	2FT. -6FT./SP YELLOW MINISKIP (4")
	WHITE EDGELINE (4")
	10' WHITE SKIP (4")
	3FT. -9FT./SP WHITE MINISKIP (4")



**PAVEMENT MARKING DETAIL**

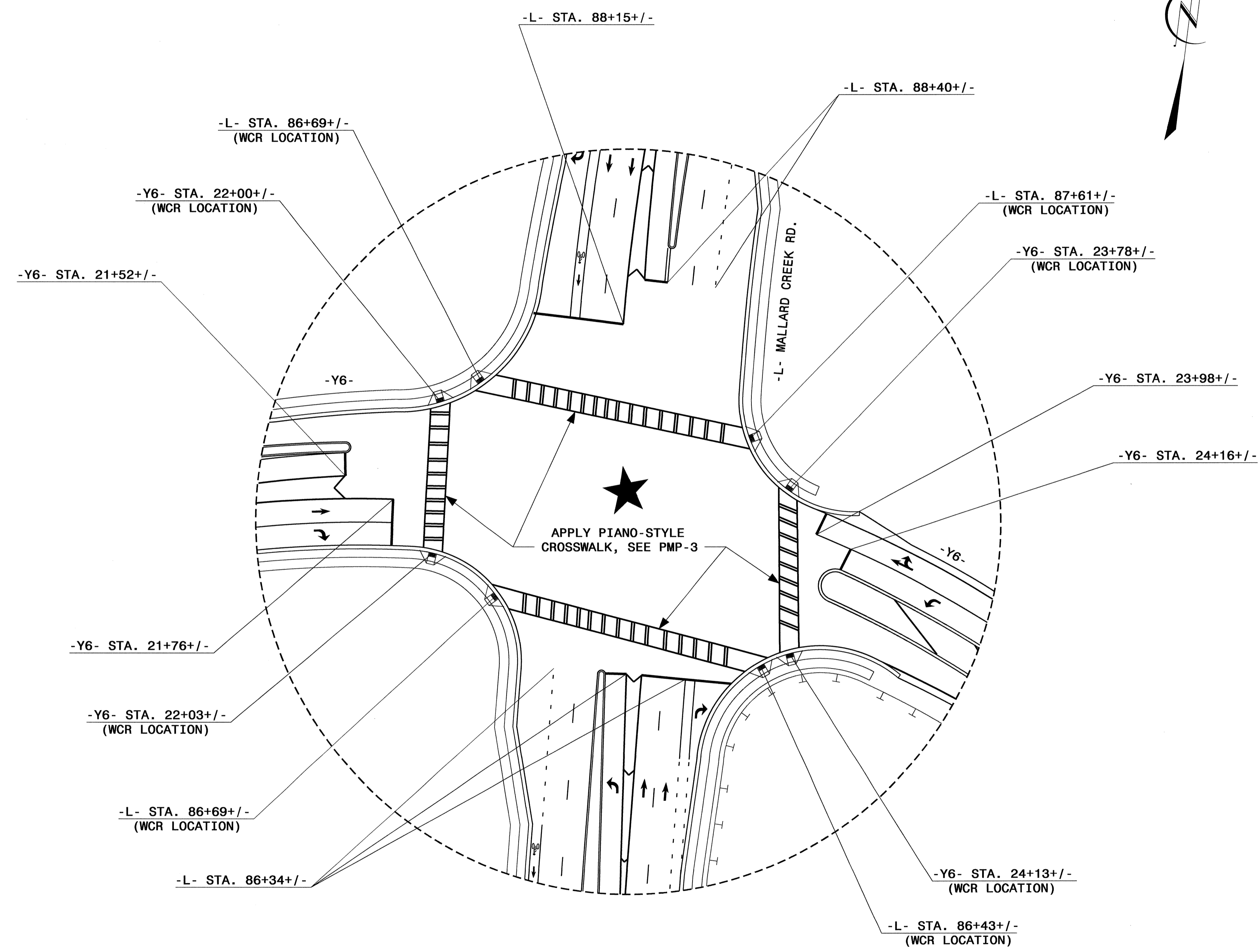
01-AUG-2013 09:38  
 C:\dot\GIS\DOT\DOT\Projects\U-2507A\Traffic\Signing\CADD\PMU-U-2507A\_Sgn\_SGN\_PMP-7.dgn  
 ddbearg AT TEL65832







TIP NO. U-2507A	SHEET NO. PMP-9A
APPROVED: <i>[Signature]</i>	
DATE: 8/13	
SEAL	

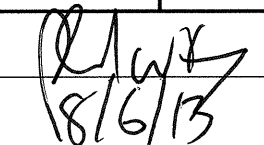



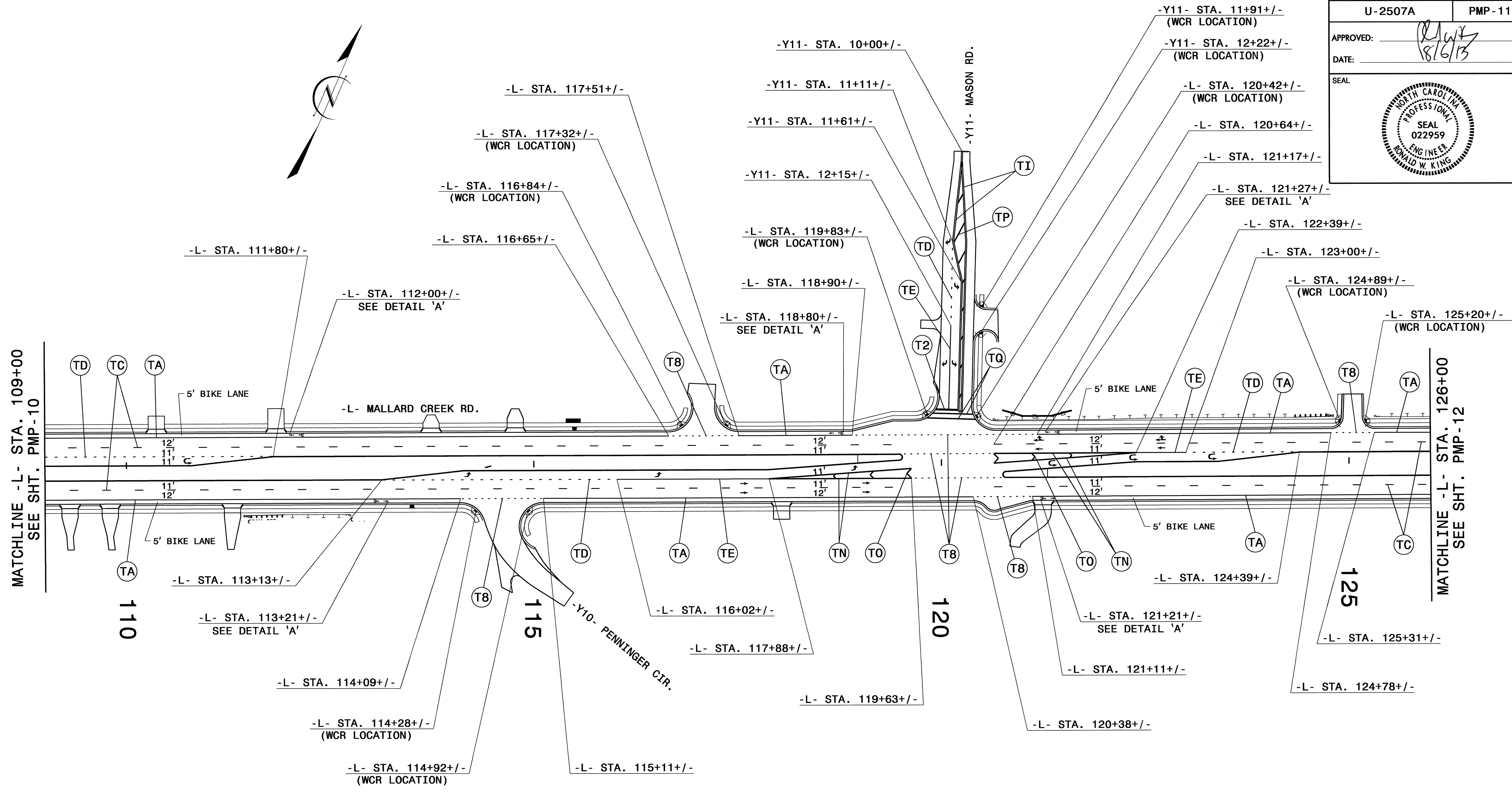
**PAVEMENT MARKING DETAIL**




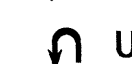












01-AUG-2013 09:48  
 C:\Users\p61\TIPProjects\U2507A\Traffic\Signing\CADD\PMU-U2507A\_Sgn\_SGN\_PMP-9A.dgn  
 dbbsatg AI LE26832

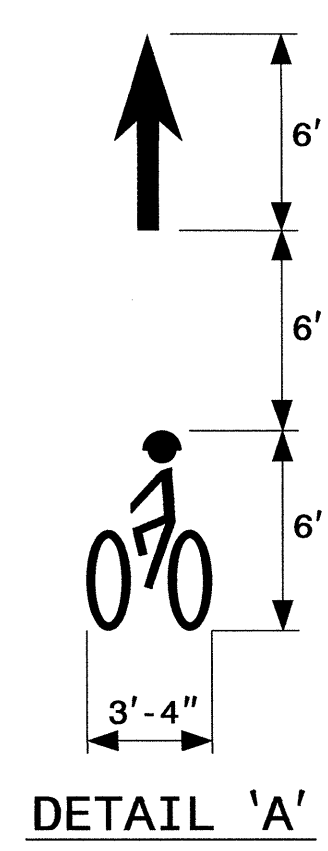




TIP NO. U-2507A	SHEET NO. PMP-11
APPROVED: 	
DATE: 8/6/13	
SEAL	
	

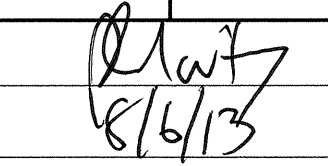



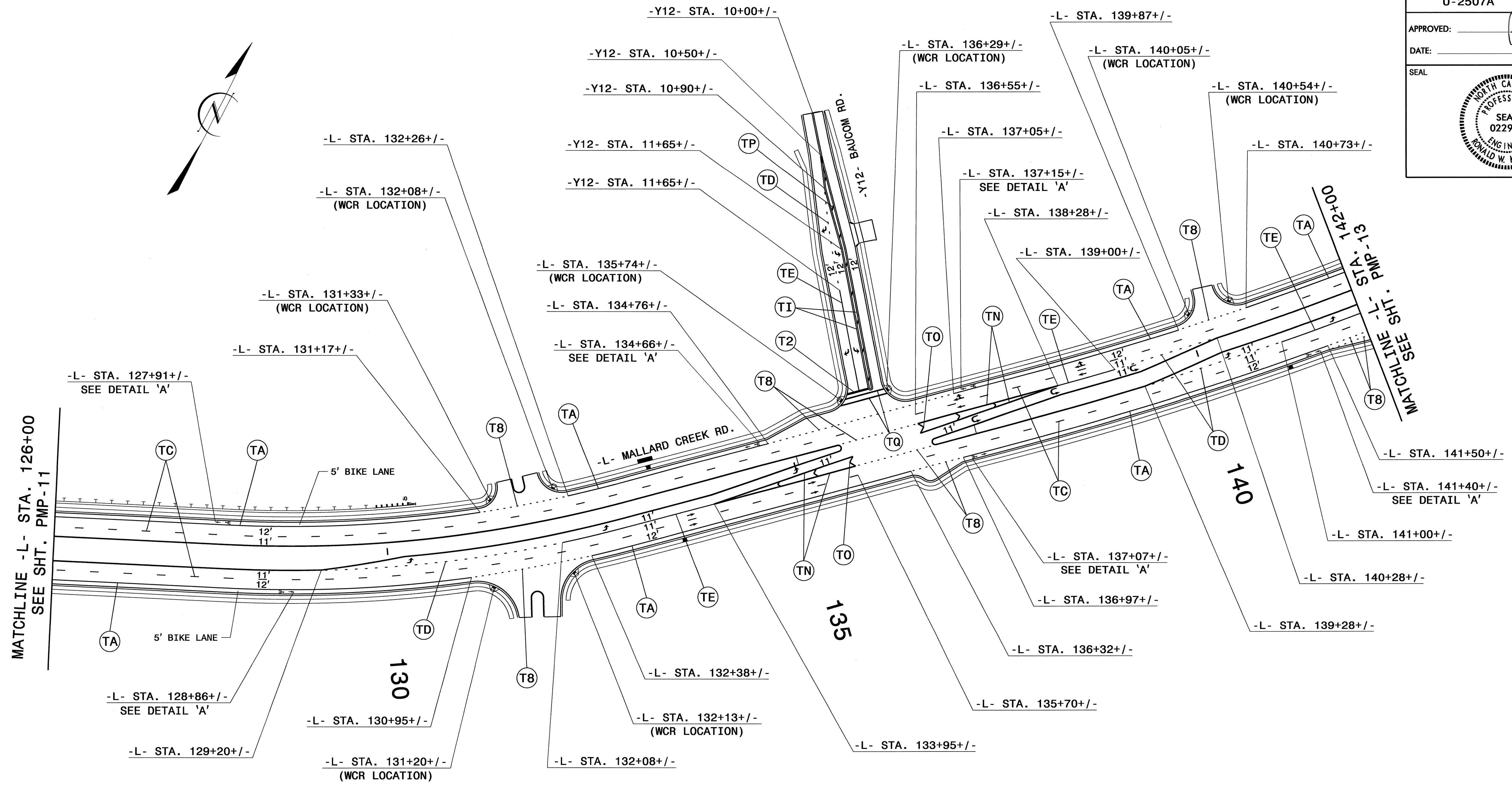
SYMBOL AND PAVEMENT MARKING LEGEND	
	UA LEFT TURN ARROW
	UB RIGHT TURN ARROW
	UC STRAIGHT ARROW
	UE COMBO STRAIGHT/RIGHT
	UT U-TURN ARROW
THERMOPLASTIC	
	T2 WHITE STOPBAR (24")
	T8 2FT.-6FT./SP WHITE MINISKIP (4")
	TA WHITE EDGELINE (4")
	TC 10' WHITE SKIP (4")
	TD 3FT.-9FT./SP WHITE MINISKIP (4")
	TE WHITE SOLID LANE LINE (4")
	TI YELLOW DOUBLE CENTER (4")
	TN WHITE GORE LINE (8")
	TO WHITE DIAGONAL (8")
	TP YELLOW DIAGONAL (8")
	TQ WHITE CROSSWALK LINE (8")





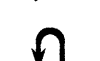
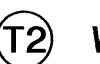
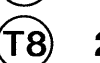
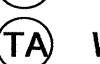
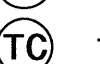

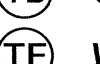
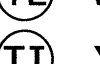
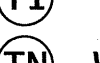
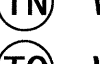




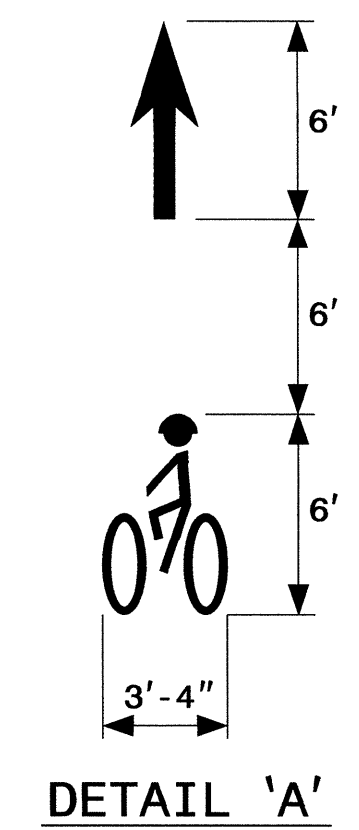
**PAVEMENT MARKING DETAIL**

01-AUG-2013 09:51  
 C:\Users\jgfr001\Documents\Projects\U-2507A\Traffic\Signing\CADD\PMP-U-2507A\_Sgn\_SCN\_PMP-11.dgn  
 jgfr001 11/26/2013 11:26:32

TIP NO. U-2507A	SHEET NO. PMP-12
APPROVED: 	DATE: 8/6/13
SEAL	
	



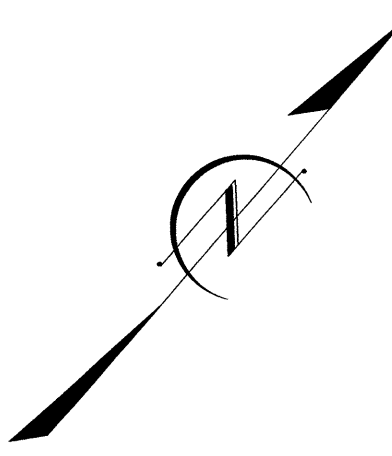
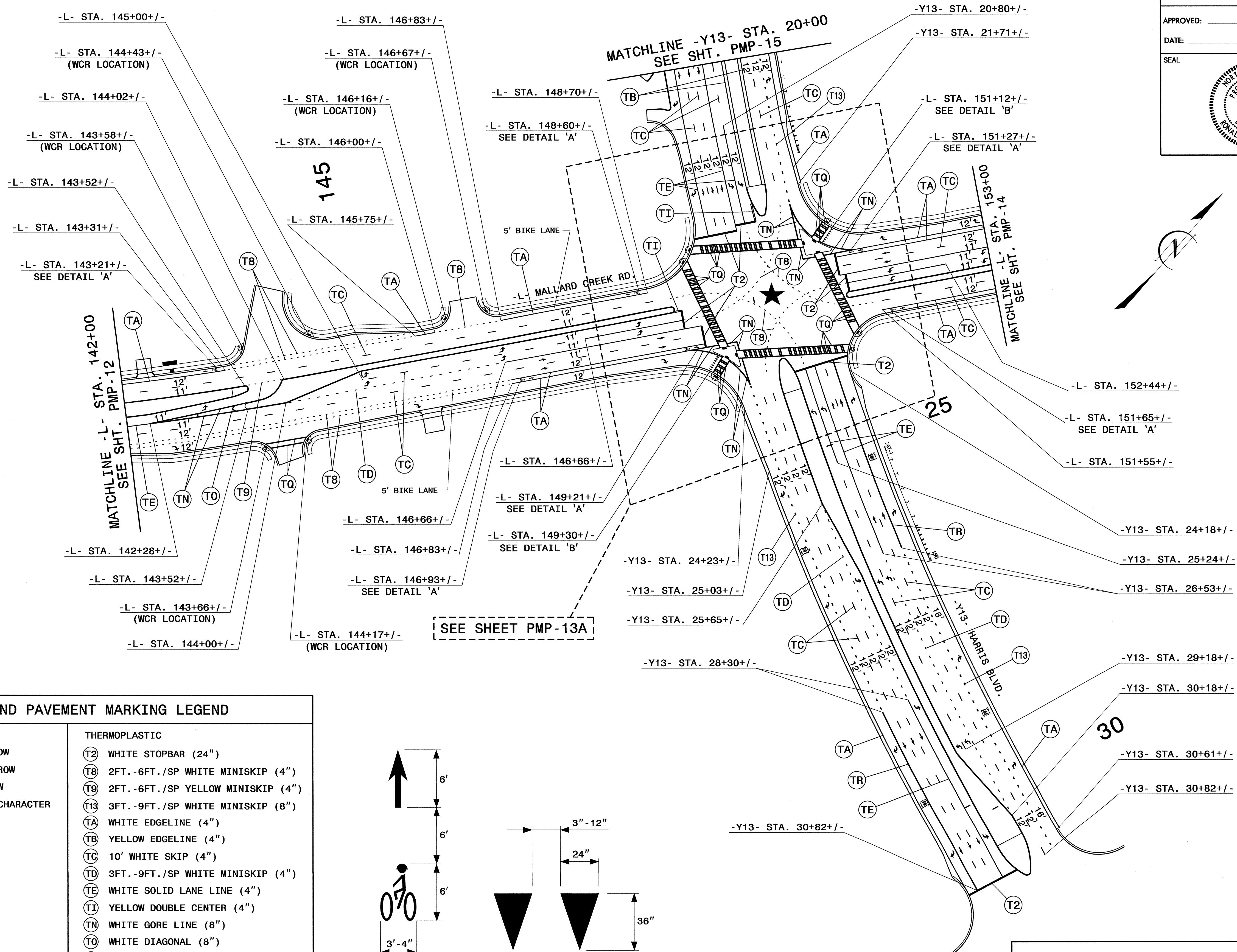
SYMBOL AND PAVEMENT MARKING LEGEND	
	UA LEFT TURN ARROW
	UB RIGHT TURN ARROW
	UC STRAIGHT ARROW
	UE COMBO STRAIGHT/RIGHT
	UT U-TURN ARROW
THERMOPLASTIC	
	WHITE STOPBAR (24")
	2FT.-6FT./SP WHITE MINISKIP (4")
	WHITE EDGELINE (4")
	10' WHITE SKIP (4")
	3FT.-9FT./SP WHITE MINISKIP (4")
	WHITE SOLID LANE LINE (4")
	YELLOW DOUBLE CENTER (4")
	WHITE GORE LINE (8")
	WHITE DIAGONAL (8")
	YELLOW DIAGONAL (8")
	WHITE CROSSWALK LINE (8")






**PAVEMENT MARKING DETAIL**

01-AUG-2013 09:53  
 \\Dof\vd\sr\00701\Projects\TIP\Projects-U\U2507A\Traffic\Signing\CADD\PMP-U-2507A\_Sgn\_S6L\_PMP-12.dgn  
 dnbear\at\TE26832

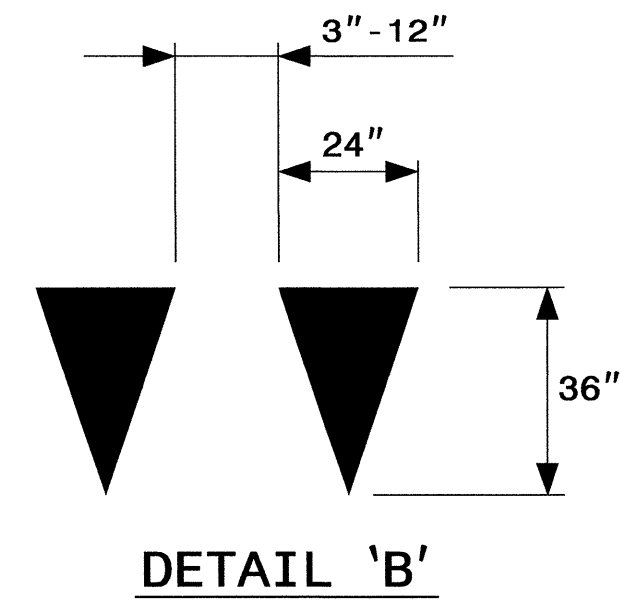
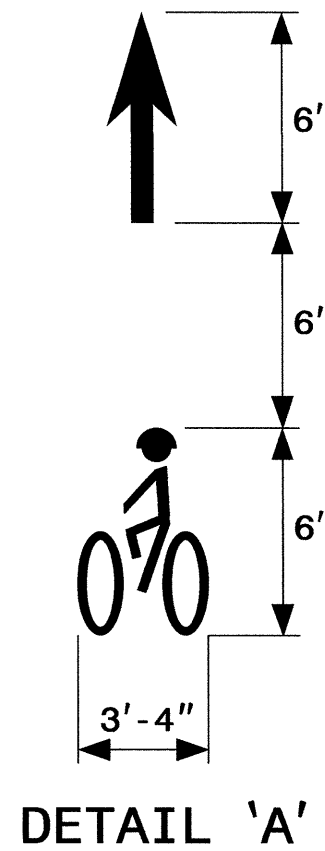




**SYMBOL AND PAVEMENT MARKING LEGEND**

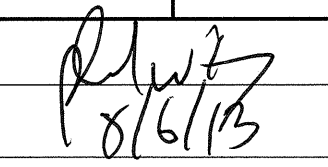

-  UA LEFT TURN ARROW
-  UB RIGHT TURN ARROW
-  UC STRAIGHT ARROW
- ONLY UI ALPHANUMERIC CHARACTER

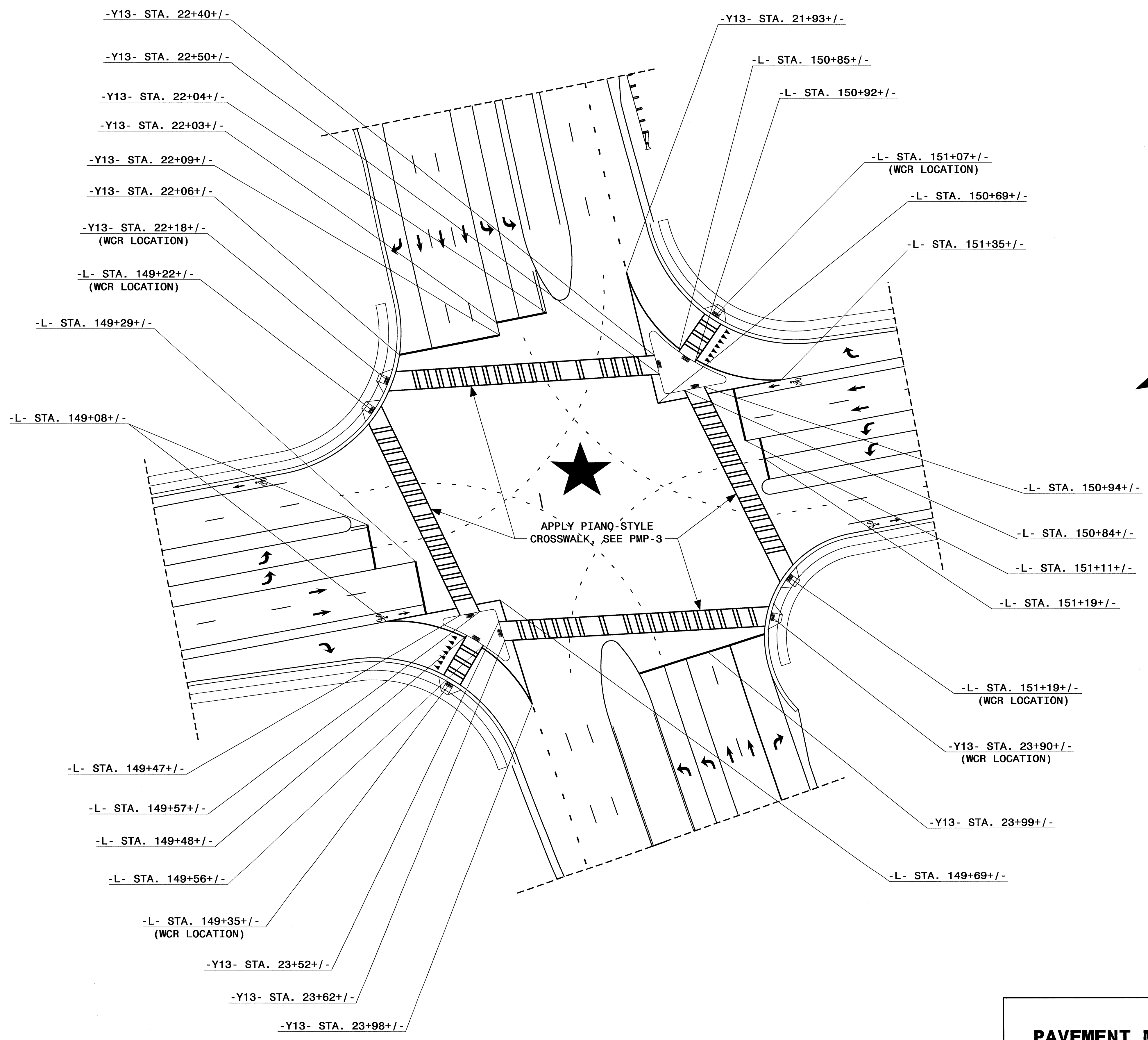
- THERMOPLASTIC**
- (T2) WHITE STOPBAR (24")
  - (T8) 2FT.-6FT./SP WHITE MINISKIP (4")
  - (T9) 2FT.-6FT./SP YELLOW MINISKIP (4")
  - (T13) 3FT.-9FT./SP WHITE MINISKIP (8")
  - (TA) WHITE EDGELINE (4")
  - (TB) YELLOW EDGELINE (4")
  - (TC) 10' WHITE SKIP (4")
  - (TD) 3FT.-9FT./SP WHITE MINISKIP (4")
  - (TE) WHITE SOLID LANE LINE (4")
  - (TI) YELLOW DOUBLE CENTER (4")
  - (TN) WHITE GORE LINE (8")
  - (TO) WHITE DIAGONAL (8")
  - (TQ) WHITE CROSSWALK LINE (8")
  - (TR) WHITE SOLID LANE LINE (8")



**PAVEMENT MARKING DETAIL**

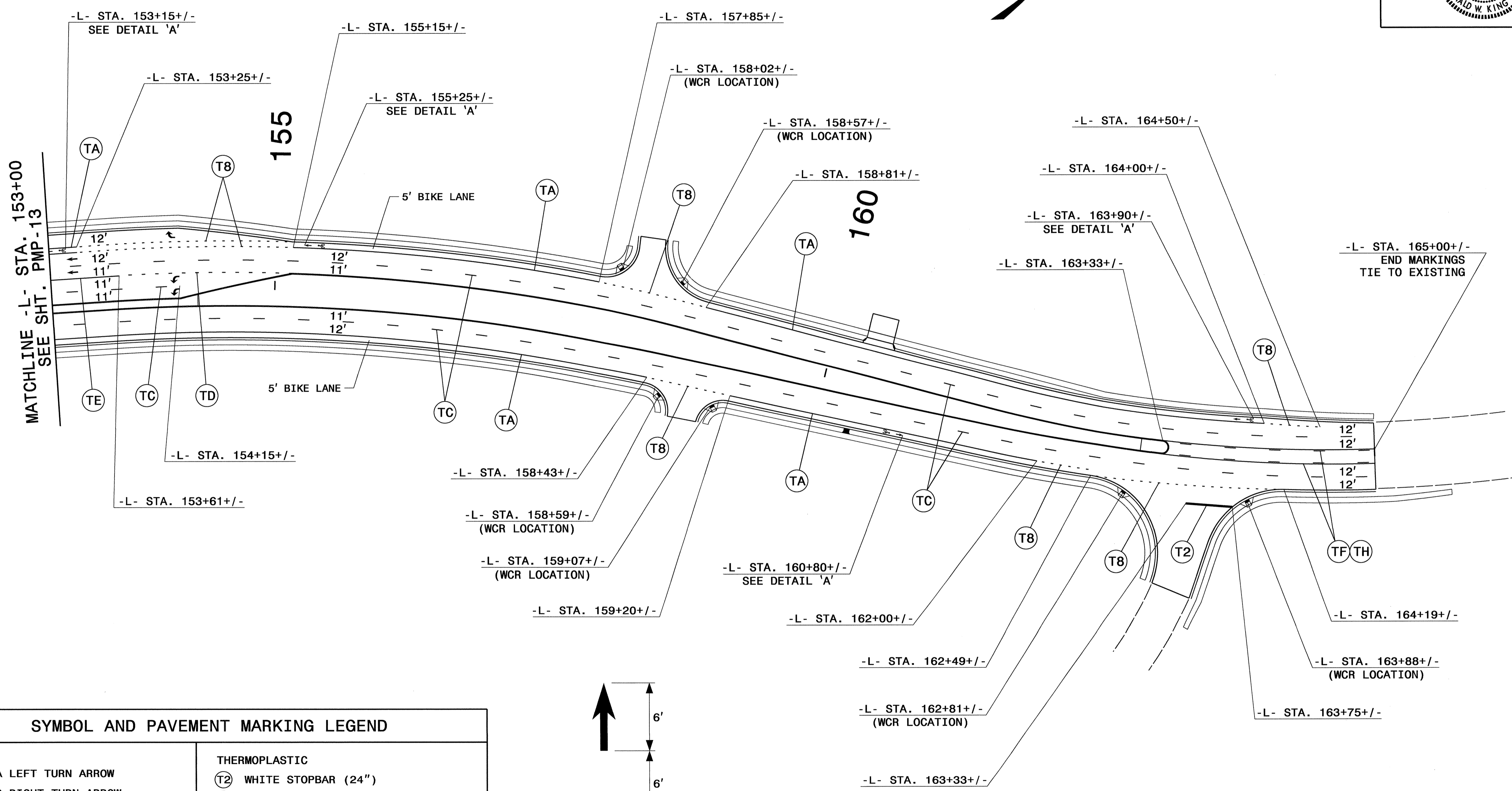
01-AUG-2013 10:59  
 \\dot\dfsroot\01\Proj\TIP\Projects\U-2507A\Traffic\Signing\CADD\PM\U-2507A\_Sgn\_SGN\_PMP-13.dgn  
 dnbeard AT FE2683Z












TIP NO.	SHEET NO.
U-2507A	PMP-13A
APPROVED: 	
DATE: 8/6/13	
SEAL	
	

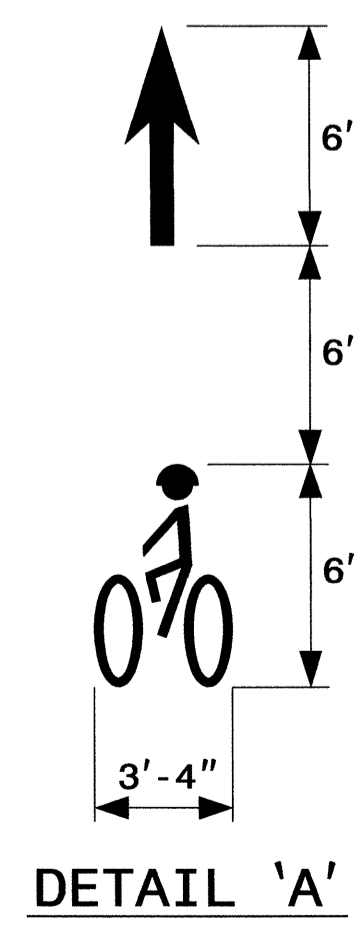


**PAVEMENT MARKING DETAIL**

01-AUG-2013 11:01  
 \\dot\dfs\0910\Projects\TIP\Projects-U\U2507A\Traffic\Signing\CADD\PMU-U-2507A\_Sgn\_SGN\_PMP-13A.dgn  
 dbbeard AT TE265832





SYMBOL AND PAVEMENT MARKING LEGEND	
	UA LEFT TURN ARROW
	UB RIGHT TURN ARROW
	UC STRAIGHT ARROW
THERMOPLASTIC	
	WHITE STOPBAR (24")
	2FT.-6FT./SP WHITE MINISKIP (4")
	WHITE EDGELINE (4")
	10' WHITE SKIP (4")
	3FT.-9FT./SP WHITE MINISKIP (4")
	WHITE SOLID LANE LINE (4")
	10 FT. YELLOW SKIP (4")
	YELLOW SINGLE CENTER (4")

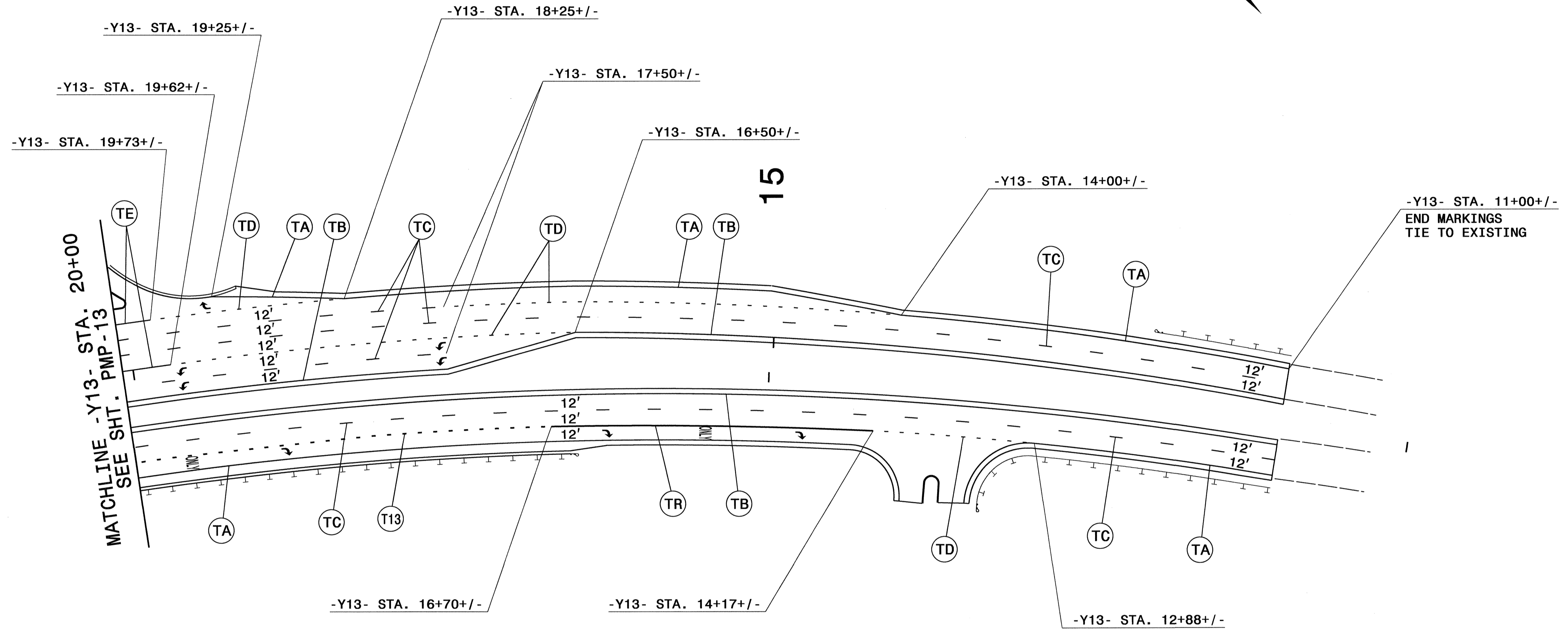
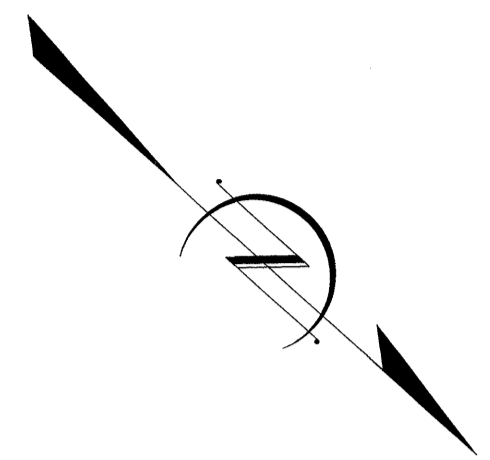











**PAVEMENT MARKING DETAIL**

01-AUG-2013 10:03  
 C:\dot\gfr\0010\p\p\1\TIPProjects\U-2507A\Traffic\Signing\CADD\MP-U-2507A\_Sgn\_L\_PMP\_14.dgn  
 chb3d1 d A1 1E66832



TIP NO.	SHEET NO.
U-2507A	PMP-15
APPROVED:	
DATE:	8/6/13
SEAL	



SYMBOL AND PAVEMENT MARKING LEGEND	
	UA LEFT TURN ARROW
	UB RIGHT TURN ARROW
ONLY	UI ALPHANUMERIC CHARACTER
THERMOPLASTIC	
	T13 3FT.-9FT./SP WHITE MINISKIP (8")
	TA WHITE EDGELINE (4")
	TB YELLOW EDGELINE (4")
	TC 10' WHITE SKIP (4")
	TD 3FT.-9FT./SP WHITE MINISKIP (4")
	TE WHITE SOLID LANE LINE (4")
	TR WHITE SOLID LANE LINE (8")

**PAVEMENT MARKING DETAIL**

01-AUG-2013 11:00 AM  
 C:\Users\chdsor9\OneDrive\Projects\U-2507A\Traffic\CADD\PMU-2507A\_Sgnl\_PMP-15.dgn  
 chdsor9 AT TEL65832