CONTRACT: T.I.P.: U-2524C

STATE OF NORTH CAROLINA
DEPARTMENT OF TRANSPORTATION

TIP NO.	SHEET NO.
U-2524C	SIGN-1

APPROVED:

DATE: 7-8-2013

SEAL

NORTH CAROLINA PROFESSIONAL SEAL 20675 ENGINEER CHARLES A. JOHNSON III

SIGNING PLAN
GUILFORD COUNTY

LOCATION: GREENSBORO–WESTERN LOOP FROM SOUTH OF SR 2137 (OLD OAK RIDGE RD) TO US–220 (BATTLEGROUND AVE)

Part 2 of 2

ROADWAY STANDARD DRAWING

THE FOLLOWING ROADWAY STANDARDS AS APPEAR IN "ROADWAY STANDARD DRAWINGS" - PROJECT SERVICES UNIT - N.C. DEPARTMENT OF TRANSPORTATION - RALEIGH, N.C., DATED JANUARY 2012 ARE APPLICABLE TO THIS PROJECT AND BY REFERENCE HEREBY ARE CONSIDERED A PART OF THESE PLANS:

STD. NO.	TITLE
901.10	TYPE 'A' SIGNS
901.20	TYPE 'B' SIGNS
901.50	ARROWS AND SHIELDS
901.70	SIGN STRINGERS AND SUPPORT SPACING
901.80	SIGN MOUNTING DETAILS - FOR TYPE A AND TYPE B SIGNS
903.10	GROUND MOUNTED SIGN SUPPORTS (EXCEPT 2 OF 3 WHICH IS REPLACED WITH SIGN-2B IN PLANS)
903.40	MEDIAN BARRIER SIGN SUPPORT AND ANCHORAGE
904.10	ORIENTATION OF GROUND MOUNTED SIGNS
904.20	SECONDARY SIGN MOUNTING
904.30	SUPPLEMENTAL SIGN MOUNTING
904.40	MILEPOST AND PLACEMENT (REPLACED WITH SIGN-4MM IN PLANS)
904.50	MOUNTING OF TYPE 'D', 'E' AND 'F' SIGNS ON 'U' CHANNEL POSTS
1264.01	OBJECT MARKERS
1264.02	PLACEMENT OF OBJECT MARKERS

GENERAL NOTES

. SIGNS FURNISHED BY STATE

. ALL PROPOSED SIGNS SEE PAY ITEM NOTE 13 UNLESS OTHERWISE NOTED ON PLAN SHEETS.

. ALL TYPE 'D' SIGNS SHALL BE MOUNTED ON TWO U-CHANNEL POSTS UNLESS OTHERWISE INDICATED ON THE PLANS.

. IF REMOVAL OR RELOCATION OF SIGNS ON PRIVATE STREET (NON-STATE MAINTAINED) IS REQUIRED DUE TO CONSTRUCTION, THE CONTRACTOR SHALL INFORM THE ENGINEER. THE WORK WILL BE COMPLETED BY OTHERS.

. SIGNING PLANS DO NOT INCLUDE TEMPORARY CONSTRUCTION SIGNING, SEE TRAFFIC CONTROL PLANS. SEE PAVEMENT MARKING PLAN FOR PAVEMENT MARKING DESIGN.

. WHEN NOT STATIONED OR DIMENSIONED ON PLANS, ALL 'E' AND 'F' SIGNS SHALL BE FIELD LOCATED BY THE ENGINEER.

. WHEN EXISTING SIGNS ARE REMOVED AND INSTALLED ON NEW SUPPORTS, THE RE-ERECTION SHALL IMMEDIATELY FOLLOW THE REMOVAL.

. THE BACKGROUND FOR TYPE E, F & MILEMARKER SIGNS SHALL BE GRADE C REFLECTIVE SHEETING UNLESS OTHERWISE NOTED.

. DO NOT BEGIN FABRICATION FOR TYPES A & B SIGNS MOUNTED ON OVERHEAD STRUCTURES OR STEEL SUPPORTS UNTIL "S" DIMENSIONS HAVE BEEN FIELD VERIFIED.

. SEE ROADWAY PLANS FOR GUARD/GUIDE RAIL DETAILS.

PAY ITEM NOTES

1 DISPOSAL OF SIGN SYSTEM, OVERHEAD
2 DISPOSAL OF SIGN SYSTEM, STEEL BEAM
3 DISPOSAL OF SIGN SYSTEM, U-CHANNEL
4 DISPOSAL OF SIGN, A OR B (OVERHEAD)
5 DISPOSAL OF SIGN, A OR B (GROUND MOUNTED)
6 DISPOSAL OF SIGN, D, E OR F
7 DISPOSAL OF LIGHTING SYSTEM
8 DISPOSAL OF WALKWAY
9 SIGN ERECTION, TYPE A (OVERHEAD)
10 SIGN ERECTION, TYPE B (OVERHEAD)
11 SIGN ERECTION, TYPE A (GROUND MOUNTED)
12 SIGN ERECTION, TYPE B (GROUND MOUNTED)
13 SIGN ERECTION, TYPE D, E, AND F
14 SIGN ERECTION, MILEMARKERS
15 SUPPORTS, BARRIER (LARGE) (See Roadway Standard Drawings 903.40)
16 SIGN ERECTION, RELOCATE SIGN TYPE E

SUMMARY OF QUANTITIES

ITEM NO. DESC. NO.	ITEM NO. SECT. NO.	ITEM DESCRIPTION	QUANTITY	UNIT
4048000000	902	REINFORCED CONCRETE SIGN FOUNDATION	8	C.Y.
4057000000	SP	OVERHEAD FOOTING	276	C.Y.
4060000000	903	SUPPORTS, BREAKAWAY STEEL BEAM	6900	LB.
4072000000	903	SUPPORTS, 3 LB STEEL U-CHANNEL	4385	L.F.
4080000000	903	SUPPORTS, BARRIER (LARGE)	1	E.A.
4082100000	SP	SUPPORTS, OVERHEAD SIGN STRUCTURE 'A' 50' SOUTH OF EXISTING STRUCTURE	1	L.S.
4082100000	SP	SUPPORTS, OVERHEAD SIGN STRUCTURE 'B' AT STATION "184+50 -L-"	1	L.S.
4082100000	SP	SUPPORTS, OVERHEAD SIGN STRUCTURE 'C' AT STATION "212+00 -L-"	1	L.S.
4082100000	SP	SUPPORTS, OVERHEAD SIGN STRUCTURE 'D' AT STATION "64+75 -CD-"	1	L.S.
4082100000	SP	SUPPORTS, OVERHEAD SIGN STRUCTURE 'E' AT STATION "42+75 -Y7BB-"	1	L.S.
4082100000	SP	SUPPORTS, OVERHEAD SIGN STRUCTURE 'F' 1340' EAST OF EXISTING STRUCTURE	1	L.S.
4082100000	SP	SUPPORTS, OVERHEAD SIGN STRUCTURE 'G' 3320' EAST OF OVHD ASSEMBLY 'F'	1	L.S.
4082100000	SP	SUPPORTS, OVERHEAD SIGN STRUCTURE 'H' AT STATION "268+50 -L-"	1	L.S.
4082100000	SP	SUPPORTS, OVERHEAD SIGN STRUCTURE 'I' AT STATION "259+00 -L-"	1	L.S.
4082100000	SP	SUPPORTS, OVERHEAD SIGN STRUCTURE 'J' AT STATION "289+50 -L-"	1	L.S.
4082100000	SP	SUPPORTS, OVERHEAD SIGN STRUCTURE 'K' AT STATION "322+00 -L-"	1	L.S.
4082100000	SP	SUPPORTS, OVERHEAD SIGN STRUCTURE 'L' AT STATION "342+50 -L-"	1	L.S.
4082100000	SP	SUPPORTS, OVERHEAD SIGN STRUCTURE 'M' AT STATION "394+32.96 -L-"	1	L.S.
4082100000	SP	SUPPORTS, OVERHEAD SIGN STRUCTURE 'N' AT STATION "378+00 -L-"	1	L.S.
4082100000	SP	SUPPORTS, OVERHEAD SIGN STRUCTURE 'O' AT STATION "10+00 -RPCY4-"	1	L.S.
4082100000	SP	SUPPORTS, OVERHEAD SIGN STRUCTURE 'P' AT STATION "33+50 -Y4-"	1	L.S.
4082100000	SP	SUPPORTS, OVERHEAD SIGN STRUCTURE 'Q' AT STATION "24+50 -Y4-"	1	L.S.
4082100000	SP	SUPPORTS, OVERHEAD SIGN STRUCTURE 'R' AT STATION "26+50 -Y4-"	1	L.S.
4082100000	SP	SUPPORTS, OVERHEAD SIGN STRUCTURE 'S' AT STATION "16+50 -RPAY4-"	1	L.S.
4082100000	SP	SUPPORTS, OVERHEAD SIGN STRUCTURE 'T' AT STATION "77+23 -RPBD-"	1	L.S.
4082100000	SP	SUPPORTS, OVERHEAD SIGN STRUCTURE 'U' 50' EAST OF EXISTING STRUCTURE	1	L.S.
4082100000	SP	SUPPORTS, OVERHEAD SIGN STRUCTURE 'V' 50' EAST OF EXISTING STRUCTURE	1	L.S.
4082100000	SP	SUPPORTS, OVERHEAD SIGN STRUCTURE 'W' 40' EAST OF EXISTING STRUCTURE	1	L.S.
4096000000	904	SIGN ERECTION, TYPE D	4	EA.
4102000000	904	SIGN ERECTION, TYPE E	138	EA.
4108000000	904	SIGN ERECTION, TYPE F	6	EA.
4109000000	904	SIGN ERECTION, TYPE A (OVERHEAD)	75	EA.
4109000000	904	SIGN ERECTION, TYPE B (OVERHEAD)	13	EA.
4110000000	904	SIGN ERECTION, TYPE A (GROUND MOUNTED)	18	EA.
4110000000	904	SIGN ERECTION, TYPE B (GROUND MOUNTED)	1	EA.
4114000000	904	SIGN ERECTION, MILEMARKERS	38	EA.
4116100000	904	SIGN ERECTION, RELOCATE SIGN TYPE E	2	EA.
4149000000	907	DISPOSAL OF SIGN SYSTEM, OVERHEAD	8	EA.
4152000000	907	DISPOSAL OF SIGN SYSTEM, STEEL BEAM	8	EA.
4155000000	907	DISPOSAL OF SIGN SYSTEM, U-CHANNEL	48	EA.
4234000000	907	DISPOSAL OF SIGN, A OR B (OVERHEAD)	79	EA.
4236000000	907	DISPOSAL OF SIGN, A OR B (GROUND MOUNTED)	4	EA.
4238000000	907	DISPOSAL OF SIGN, D, E OR F	3	EA.
4251000000	907	DISPOSAL OF LIGHTING SYSTEM	33	EA.
4263000000	907	DISPOSAL OF WALKWAY	33	EA.

INDEX

SHEET NO.	DESCRIPTION
SIGN-1	TITLE SHEET
SIGN-1A	KEY SHEET
SIGN-2-2B	SUPPORT INFORMATION AND GROUND MOUNT SHEETS
SIGN-3-3AAA	OVERHEAD STRUCTURE LINE DRAWINGS
SIGN-4-4MM	SIGN DESIGNS, TYPE E & F SIGNS AND MILEMARKERS
SIGN-5-32	SIGN DETAIL SHEETS

CONTACTS: N.C.D.O.T. SIGNING AND DELINEATION UNIT

SUSAN KUNZ — SIGNING & DELINEATION REGIONAL ENGINEER

SAMUEL COLEMAN, E.I. — SIGNING & DELINEATION PROJECT DESIGN ENGINEER

PLAN PREPARED BY :

HNTB NORTH CAROLINA, P.C.
343 E. Six Forks Road, Suite 200
Raleigh, North Carolina 27609
NC License No: C-1554

C.A. JOHNSON, III, PE — *SIGNING PROJECT ENGINEER*

A.D. KLINKSIEK, PE — *SIGNING DESIGN ENGINEER*

T.R. TERRELL — *SIGNING DESIGN TECHNICIAN*

TIP NO.	SHEET NO.
U-2524C	SIGN-1A

APPROVED:

DATE: 6-3-2013

SEAL

NORTH CAROLINA PROFESSIONAL SEAL 20675 ENGINEER CHARLES A. JOHNSON III

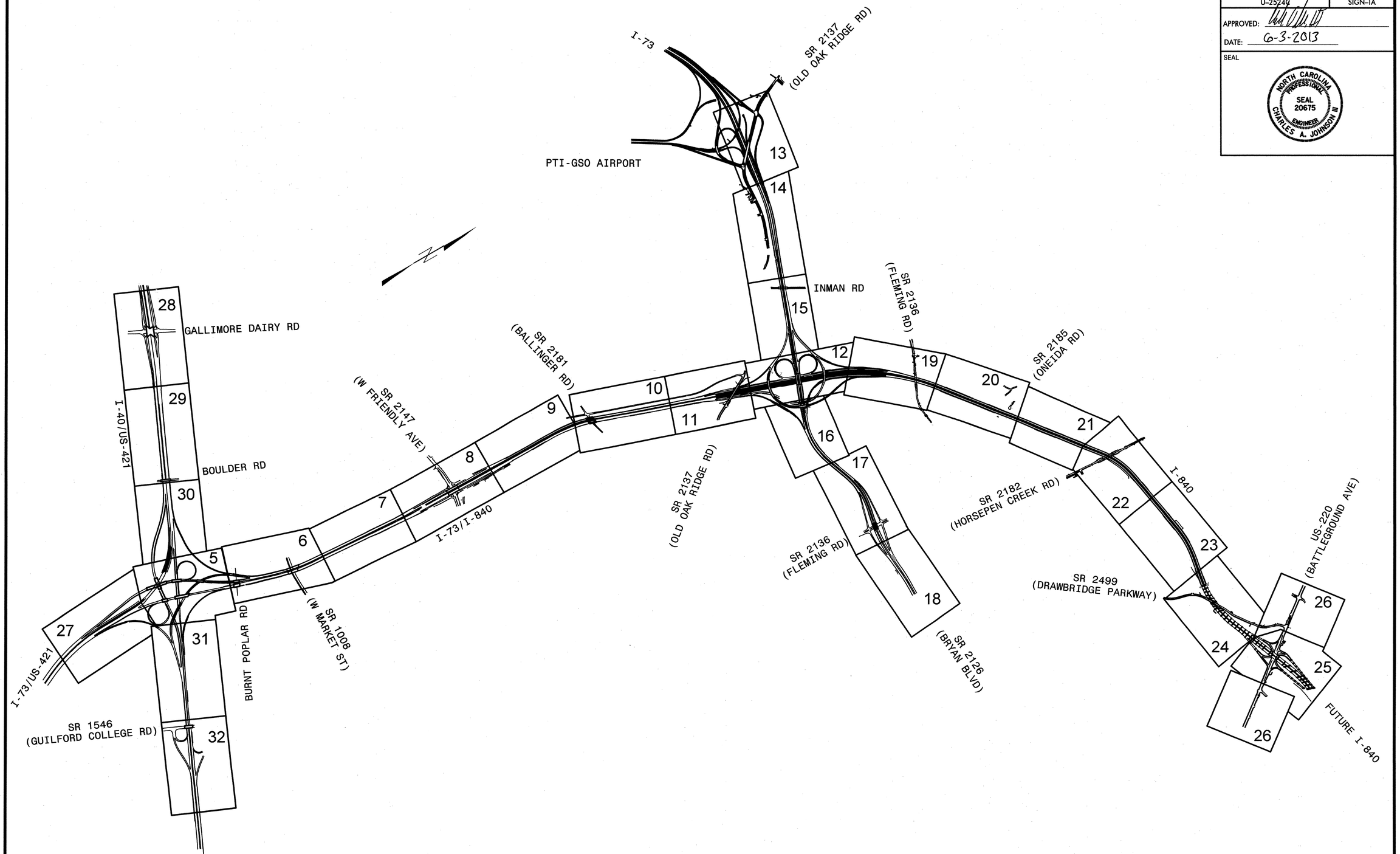

HNTB NORTH CAROLINA, P.C.
343 E. Six Forks Road, Suite 200
Raleigh, North Carolina 27609
NC License No: C-1554

KEY SHEET

TIP NO.	SHEET NO.
U-2524C	SIGN-2

APPROVED: _____

DATE: 6-3-2013

SEAL

NORTH CAROLINA PROFESSIONAL SEAL 20675 ENGINEER CHARLES A. JOHNSON III

TYPE "A" AND "B" GROUND MOUNTED SIGNS

SIGN NO.	SIGN TYPE	SIGN SIZE (in.) w x h	ROADWAY STATION	NO. OF SUP.	BEAM SECTION	SUPPORT TYPE BA or S	ATTACH METHOD	MOUNTING METHOD	HORIZ. CLR.* (ft.)	LENGTH (ft) SNS HT H	LENGTH (ft) MTG HT C	LENGTH (ft) EMBED-MENT	LEFT SUPPORT (ft) S	LEFT SUPPORT (ft) L	LEFT SUPPORT (ft) TOTAL LENGTH	CENTER SUPPORT (ft) S	CENTER SUPPORT (ft) L	CENTER SUPPORT (ft) TOTAL LENGTH	RIGHT SUPPORT (ft) S	RIGHT SUPPORT (ft) L	RIGHT SUPPORT (ft) TOTAL LENGTH	FOOTING DIAMETER (ft.)	FOOTING DEPTH (ft.)	B/A SUPPORT WEIGHTS (lbs.)	SIMPLE SUPPORT WEIGHTS (lbs.)	REINF. FTGS. (c.y.)	PLAIN FTGS. (c.y.)	FIELD VERIFIED SEE NOTE 2 (mm/dd/yy)
101	A	246 X 90	374+50	3	W6x16	BA	N/A	N/A	32.00	7.50	7.00	5.5	3.79	18.29	23.79	1.16	15.66	21.16	2.49	16.99	22.49	1.5	6	1277.61	0.00	1.18	0.00	
**102	B	90 X 24	5+26.25 -RPCY4-	1	W10x26	BA	N/A	N/A	8.62	2.00	7.00	0	7.65	16.65	16.65	0.00	0.00	0.00	0.00	0.00	0.00	0	0	576.97	0.00	0.00	0.00	
201	A	132 X 60	I-73 SB	2	W6x9	BA	N/A	N/A	△	5.00	7.00	4	2.00	14.00	18.00	0.00	0.00	0.00	2.00	14.00	18.00	1.5	4.5	387.12	0.00	0.59	0.00	
202	A	78 X 114	I-73 SB	2	W6x12	BA	N/A	N/A	△	9.50	7.00	4.5	3.00	19.50	24.00	0.00	0.00	0.00	3.50	20.00	24.50	1.5	5	667.36	0.00	0.65	0.00	
203	A	96 X 60	I-73 NB	2	S4x7.7	BA	N/A	N/A	△	5.00	7.00	ERECT PROPOSED SIGN ON EXISTING SUPPORTS																
204	A	96 X 60	I-73-SB	2	S4x7.7	BA	N/A	N/A	△	5.00	7.00	ERECT PROPOSED SIGN ON EXISTING SUPPORTS																
205	A	126 X 84	217+10 -L-	2	W6x9	BA	N/A	N/A	△	7.00	7.00	4	1.00	15.00	19.00	0.00	0.00	0.00	1.00	15.00	19.00	1.5	4.5	405.12	0.00	0.59	0.00	
206	A	126 X 60	36+59 -RPC-	2	W6x9	BA	N/A	N/A	△	5.00	7.00	3.5	2.00	14.00	17.50	0.00	0.00	0.00	1.00	13.00	16.50	1.5	4	369.12	0.00	0.52	0.00	
207	A	90 X 60	77+80 -CD-	2	W6x9	BA	N/A	N/A	△	5.00	7.00	3.5	2.00	14.00	17.50	0.00	0.00	0.00	3.00	15.00	18.50	1.5	4	387.12	0.00	0.52	0.00	
208	A	90 X 60	59+30 -CD-	2	W6x9	BA	N/A	N/A	△	5.00	7.00	3.5	2.00	14.00	17.50	0.00	0.00	0.00	3.00	15.00	18.50	1.5	4	387.12	0.00	0.52	0.00	
209	A	126 X 60	69+22 -RPBD-	2	W6x9	BA	N/A	N/A	△	5.00	7.00	4	2.00	14.00	18.00	0.00	0.00	0.00	3.00	15.00	19.00	1.5	4.5	396.12	0.00	0.59	0.00	
210	A	126 X 60	I-73 NB	2	W6x9	BA	N/A	N/A	△	5.00	7.00	4	2.00	14.00	18.00	0.00	0.00	0.00	3.00	15.00	19.00	1.5	4.5	396.12	0.00	0.59	0.00	
212	A	126 X 84	65+54 -Y7BB-	2	W6x12	BA	N/A	N/A	△	7.00	7.00	4.5	3.00	17.00	21.50	0.00	0.00	0.00	2.00	16.00	20.50	1.5	5	589.36	0.00	0.65	0.00	
213	A	72 X 60	64+90 -RPD-	2	W6x9	BA	N/A	N/A	△	5.00	7.00	3	2.00	14.00	17.00	0.00	0.00	0.00	3.00	15.00	18.00	1.50	3.5	378.12	0.00	0.46	0.00	
214	A	120 X 60	264+74 -L -	2	W6x9	BA	N/A	N/A	△	5.00	7.00	3.5	2.00	14.00	17.50	0.00	0.00	0.00	2.00	14.00	17.50	1.50	4	378.12	0.00	0.52	0.00	

** SIGN MOUNTED ON BRIDGE BENT - SEE SIGN-2A "SUPPORT ANCHORAGE DETAIL FOR BRIDGE BENT MOUNTED SIGNS"

NOTES

1. DIMENSION "S" REPRESENTS AN INCREASE (+), OR A DECREASE (-) IN POLE LENGTH, RELATIVE TO THE ELEVATION OF THE EDGE OF PAVEMENT.
2. FIELD VERIFICATIONS SHALL BE REQUIRED FOR ALL SUPPORTS, SEE (*) ARTICLE 903-3. FABRICATORS SHALL BE AISC CERTIFIED IN CATEGORY 1, SEE (*) ARTICLE 1072-1. (*) = N.C.D.O.T. STANDARD SPECIFICATIONS FOR ROADS AND STRUCTURES
3. PLAN LOCATIONS FOR EXISTING UTILITIES ARE BASED ON THE BEST AVAILABLE INFORMATION AND, THEREFORE MAY NOT BE PRECISELY ACCURATE. THEREFORE, IT IS INCUMBENT UPON THE CONTRACTOR TO DETERMINE THE EXACT LOCATION OF UTILITIES BEFORE BEGINNING WORK IN A LOCATION.

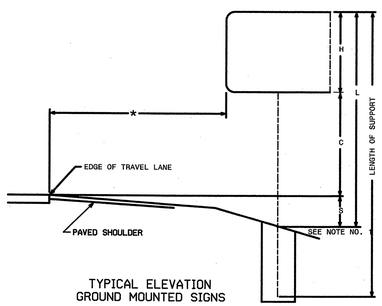

TYPICAL ELEVATION
GROUND MOUNTED SIGNS

△

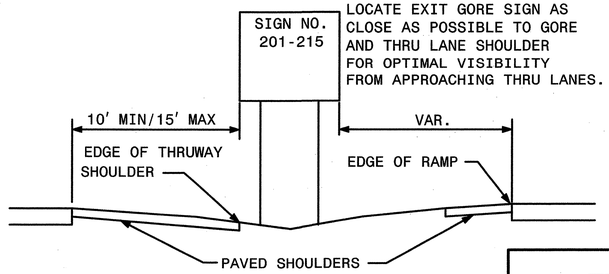

HNTB NORTH CAROLINA, P.C.
343 E. Six Forks Road, Suite 200
Raleigh, North Carolina 27609
NC License No: C-1554

TYPE "A" AND TYPE "B" GROUND MOUNTED SIGNS

TIP NO.	SHEET NO.
U-2524C	SIGN-2A

APPROVED: _____

DATE: 6-3-2013

SEAL

NORTH CAROLINA PROFESSIONAL SEAL 20675 ENGINEER CHARLES A. JOHNSON III

NORTH CAROLINA PROFESSIONAL SEAL 27812 ENGINEER DAVID W. HAWKINS 6/3/13

Anchorage Details Only

TYPE "A" AND "B" GROUND MOUNTED SIGNS

SIGN NO.	SIGN TYPE	SIGN SIZE (in.) w x h	ROADWAY STATION	NO. OF SUP.	BEAM SECTION	SUPPORT TYPE BA or S	ATTACH METHOD	MOUNTING METHOD	HORIZ. CLR.* (ft.)	LENGTH (ft) SNS HT H	LENGTH (ft) MTG HT C	LENGTH (ft) EMBEDMENT	LEFT SUPPORT (ft) S	LEFT SUPPORT (ft) L	LEFT SUPPORT (ft) TOTAL LENGTH	CENTER SUPPORT (ft) S	CENTER SUPPORT (ft) L	CENTER SUPPORT (ft) TOTAL LENGTH	RIGHT SUPPORT (ft) S	RIGHT SUPPORT (ft) L	RIGHT SUPPORT (ft) TOTAL LENGTH	FOOTING DIAMETER (ft.)	FOOTING DEPTH (ft.)	B/A SUPPORT WEIGHTS (lbs.)	SIMPLE SUPPORT WEIGHTS (lbs.)	REINF. FTGS. (c.y.)	PLAIN FTGS. (c.y.)	FIELD VERIFIED SEE NOTE 2 (mm/dd/yy)
**215	A	78 X 60	399+20 - L -	2	W6x9	BA	N/A	N/A	△	5.00	7.00	0	1.10	13.10	13.10	0.00	0.00	0.00	1.70	13.70	13.70	0.00	0	304.32	0.00	0.00	0.00	
***701	A	180 X 102	I-73 NB	2	W6x16	S	N/A	N/A	17.00	5.00	ERECT PROPOSED SIGN AT TOP OF EXISTING SUPPORTS																	
***702	A	180 X 102	202+00 -L-	2	W6x15	S	N/A	N/A	17.00	5.00	ERECT PROPOSED SIGN AT TOP OF EXISTING SUPPORTS																	
***703	A	240 X 150	BRYAN WB	3	W6x15	S	N/A	N/A	18.50	5.00	ERECT PROPOSED SIGN AT TOP OF EXISTING SUPPORTS																	
																								TOTAL 6899.73	TOTAL 0.00	TOTAL 7.40	TOTAL 0.00	
																								6900.00	0.00	8.00	0.00	

** SIGN MOUNTED ON BRIDGE DECK - SEE SIGN-2A "SUPPORT ANCHORAGE DETAIL FOR SIGN 215"

*** MOUNT PROPOSED SIGN AT TOP OF EXISTING SUPPORTS.

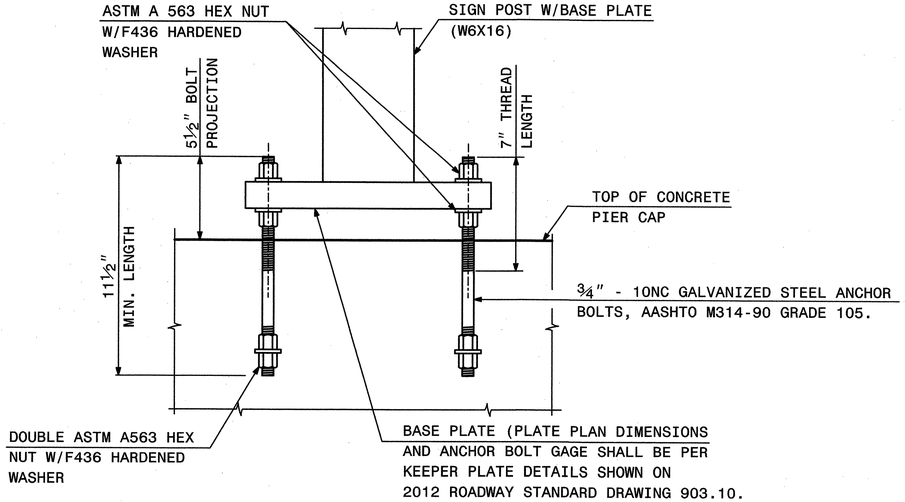

NOTES:

-BOLTS, NUTS AND WASHERS SHALL BE GALVANIZED IN ACCORDANCE WITH ASTM A153.
-SEE BRIDGE PLANS FOR SUBSTRUCTURES BENT 2 & 4 -RAMP C- AND SUBSTRUCTURES BENT 6 & 8 -RAMPA- FOR ANCHOR BOLT LOCATIONS.
-THE ANCHOR BOLT PATTERN SHALL MATCH THE REFERENCED BASE PLATE.
-USE THE REFERENCED ANCHOR BOLT PATTERN FOR ALL LOCATIONS.
-SEE 2012 ROADWAY STANDARD DRAWING 904.10 FOR BOLT PATTERN ORIENTATION.
-ANCHOR BOLTS ARE INCIDENTAL TO THE BRIDGE STRUCTURE. ALL OTHER ATTACHEMENT HARDWARE IS INCIDENTAL TO ITEM 4072000000 "SUPPORTS, BREAKAWAY STEEL BEAM".

SUPPORT ANCHORAGE DETAIL FOR BRIDGE BENT MOUNTED SIGNS

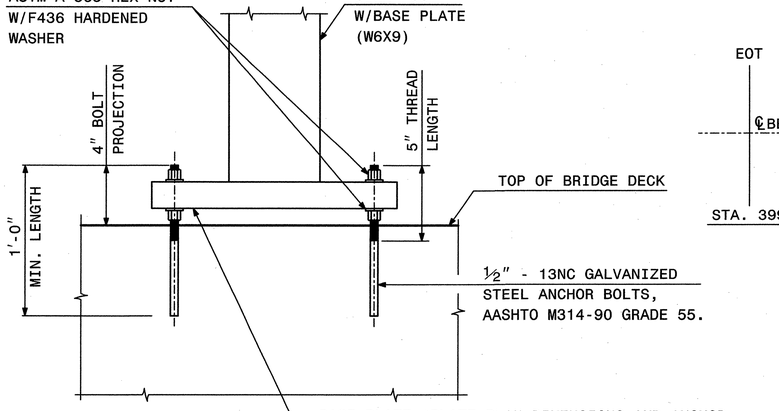

NOTES:

-ANCHOR BOLT SHALL BE INSTALLED USING AN ADHESIVE ANCHOR SYSTEM IN ACCORDANCE WITH ARTICLE 420-13 OF THE STANDARD SPECIFICATIONS. LEVEL 1 FIELD TESTING IS REQUIRED.
-SEE 2012 ROADWAY STANDARD DRAWING 904.10 FOR BOLT PATTERN ORIENTATION.
-ANCHOR BOLTS ARE INCIDENTAL TO THE BRIDGE STRUCTURE. ALL OTHER ATTACHEMENT HARDWARE IS INCIDENTAL TO ITEM 4072000000 "SUPPORTS, BREAKAWAY STEEL BEAM".

SUPPORT ANCHORAGE DETAIL FOR SIGN NO. 215

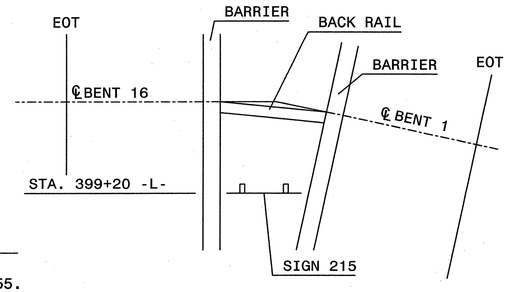

NOTE: CENTER SUPPORTS BETWEEN BACK OF BARRIERS AT STATION 399+20

HNTB NORTH CAROLINA, P.C.
343 E. Six Forks Road, Suite 200
Raleigh, North Carolina 27609
NC License No: C-1554

TYPE "A" AND TYPE "B" GROUND MOUNTED SIGNS

TIP NO.	SHEET NO.
U-2524C	SIGN-2B

APPROVED: RWK

DATE: 3/8/12

SEAL

NORTH CAROLINA PROFESSIONAL SEAL 022959 ENGINEER RONALD W. KING

STATE OF
NORTH CAROLINA
DEPT. OF TRANSPORTATION
DIVISION OF HIGHWAYS
RALEIGH, N.C.

1-12

ENGLISH DETAIL DRAWING FOR

GROUND MOUNTED SIGN SUPPORTS

SHEET 2 OF 3

903D10

	SLIP BASE PLATE DATA								KEEPER PLATE DATA							HINGE CONNECTION DATA										BREAK AWAY SUPPORT WEIGHT CONSTANT LBS.
BEAM SHAPE	BOLT SIZE	A_1	B_1	C_1	D_1	E_1	T_1	R_1	A_2	B_2	C_2	D_2	E_2	R_2	T_2	BOLT SIZE	F	G	H	I	J	K	L	R_3	T_3	
S3X5.7	½"DIA.X 3"	7"	4"	1"	¾"	2½"	1"	9/32"	7"	4"	1"	¾"	2½"	9/32"	28 GAUGE	½"DIA.X1¼"	2¼"	3½"	4"	½"	1"	½"	2"	9/32"	3/8"	18
S4X7.7	½"DIA.X 3"	8"	4"	1"	¾"	2½"	1"	9/32"	8"	4"	1"	¾"	2½"	9/32"	28 GAUGE	½"DIA.X1¼"	2⅝"	3½"	4"	½"	1"	½"	2"	9/32"	3/8"	20
W6X9	½"DIA.X 3"	10"	5"	1"	¾"	3½"	1"	9/32"	10"	5"	1"	¾"	3½"	9/32"	28 GAUGE	½"DIA.X1¼"	4"	3½"	4"	¾"	1"	½"	2"	9/32"	3/8"	32
W6X12	⅝"DIA.X3¾"	11"	5"	1¼"	⅞"	3¼"	1¼"	11/32"	11"	5"	1¼"	⅞"	3¼"	11/32"	28 GAUGE	⅝"DIA.X2¼"	4"	4"	4½"	¾"	1⅛"	⅝"	2¼"	11/32"	3/8"	39
W6X16	⅝"DIA.X3¾"	12"	6"	1¼"	⅞"	4¼"	1½"	11/32"	12"	6"	1¼"	⅞"	4¼"	11/32"	28 GAUGE	⅝"DIA.X2½"	4"	4"	4½"	¾"	1⅛"	⅝"	2¼"	11/32"	½"	47
W8X18	⅝"DIA.X 4¼"	13½"	6½"	1¼"	⅞"	4¾"	1½"	11/32"	13½"	6½"	1¼"	⅞"	4¾"	11/32"	28 GAUGE	⅝"DIA.X2½"	5¼"	4"	4½"	1"	1⅛"	⅝"	2¼"	11/32"	½"	70
W8X21	¾"DIA.X 4¼"	14"	7"	1½"	1"	5"	1½"	13/32"	14"	7"	1½"	1"	5"	13/32"	28 GAUGE	¾"DIA.X2¾"	5¼"	6"	7"	1"	1¾"	¾"	3½"	13/32"	½"	73
W10X22	¾"DIA.X 4¼"	16"	8"	1½"	1"	6"	1½"	13/32"	16"	8"	1½"	1"	6"	13/32"	28 GAUGE	¾"DIA.X2¾"	5¾"	6"	7"	1"	1¾"	¾"	3½"	13/32"	½"	119
W10X26	¾"DIA.X4¾"	16½"	8"	1½"	1"	6"	1¾"	13/32"	16½"	8"	1½"	1"	6"	13/32"	28 GAUGE	¾"DIA.X2¾"	5¾"	6"	7"	1"	1¾"	¾"	3½"	13/32"	⅝"	140
W12X26	¾"DIA.X4¾"	18½"	9"	1½"	1"	7"	1¾"	13/32"	18½"	9"	1½"	1"	7"	13/32"	28 GAUGE	¾"DIA.X2¾"	6½"	6"	7"	1"	1¾"	¾"	3½"	13/32"	⅝"	176
W14X30	1"DIA.X 5"	22"	9"	2"	1½"	6"	2"	17/32"	22"	9"	2"	1½"	6"	17/32"	28 GAUGE	1"DIA.X3"	6¾"	7"	8"	1¼"	2"	1"	4"	17/32"	⅝"	205
W16X31	1"DIA.X 5"	24"	9"	2"	1½"	6"	2"	17/32"	24"	9"	2"	1½"	6"	17/32"	28 GAUGE	1"DIA.X3¼"	5½"	7"	8"	1¼"	2"	1"	4"	17/32"	¾"	223
W18X35	1"DIA.X 5"	25"	9"	2"	1½"	6"	2"	17/32"	25"	9"	2"	1½"	6"	17/32"	28 GAUGE	1"DIA.X3¼"	6"	7"	8"	1¼"	2"	1"	4"	17/32"	¾"	243
W18X40	1"DIA.X5½"	26"	9"	2"	1½"	6"	2¼"	17/32"	26"	9"	2"	1½"	6"	17/32"	28 GAUGE	1"DIA.X3¾"	6"	7"	8"	1¼"	2"	1"	4"	17/32"	⅞"	278
W21X44	1"DIA.X5½"	29"	9"	2"	1½"	6"	2½"	17/32"	29"	9"	2"	1½"	6"	17/32"	28 GAUGE	1"DIA.X3¾"	6½"	7"	8"	1¼"	2"	1"	4"	17/32"	⅞"	310

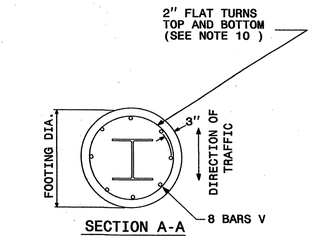

SECTION A-A

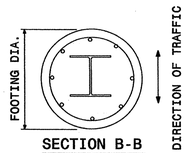

SECTION B-B

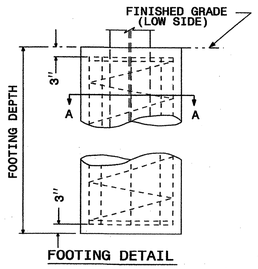

FOOTING DETAIL

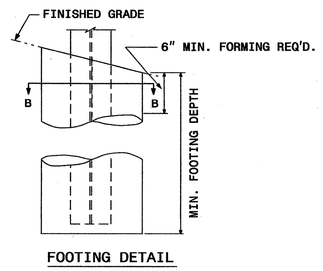

FOOTING DETAIL

FOUNDATION DATA *		
FOOTING DIAMETER	REINFORCEMENT	SPIRAL BAR
1' 6"	8 # 6 BARS	#3 BAR, 6" PITCH
2'	8 # 7 BARS	#3 BAR, 6" PITCH
2' 6"	8 # 9 BARS	#3 BAR, 6" PITCH
3'	8 # 11 BARS	#3 BAR, 6" PITCH
3' 6"	8 # 12 BARS	#3 BAR, 6" PITCH
4'	8 # 14 BARS	#3 BAR, 6" PITCH

* FOUNDATION DIMENSIONS ARE SHOWN IN PLANS

STATE OF
NORTH CAROLINA
DEPT. OF TRANSPORTATION
DIVISION OF HIGHWAYS
RALEIGH, N.C.

1-12

ENGLISH DETAIL DRAWING FOR

GROUND MOUNTED SIGN SUPPORTS

SHEET 2 OF 3

903D10

REVISED SIGNING
ROADWAY STANDARD DRAWING

08-MAR-2012 HHO
C:\SUP\Standards Group\PMP\202 Standard Drawings\Standard Dwgs 8-17-11\Revised\0903_10_sgn_sht02_gm support_Revised_Sealed.dgn
dstokes
ATTE244745

TIP NO.	SHEET NO.
U-2524G	SIGN-3

APPROVED:

DATE: 6-3-2013

SEAL

NORTH CAROLINA PROFESSIONAL SEAL 20675 ENGINEER CHARLES A. JOHNSON III

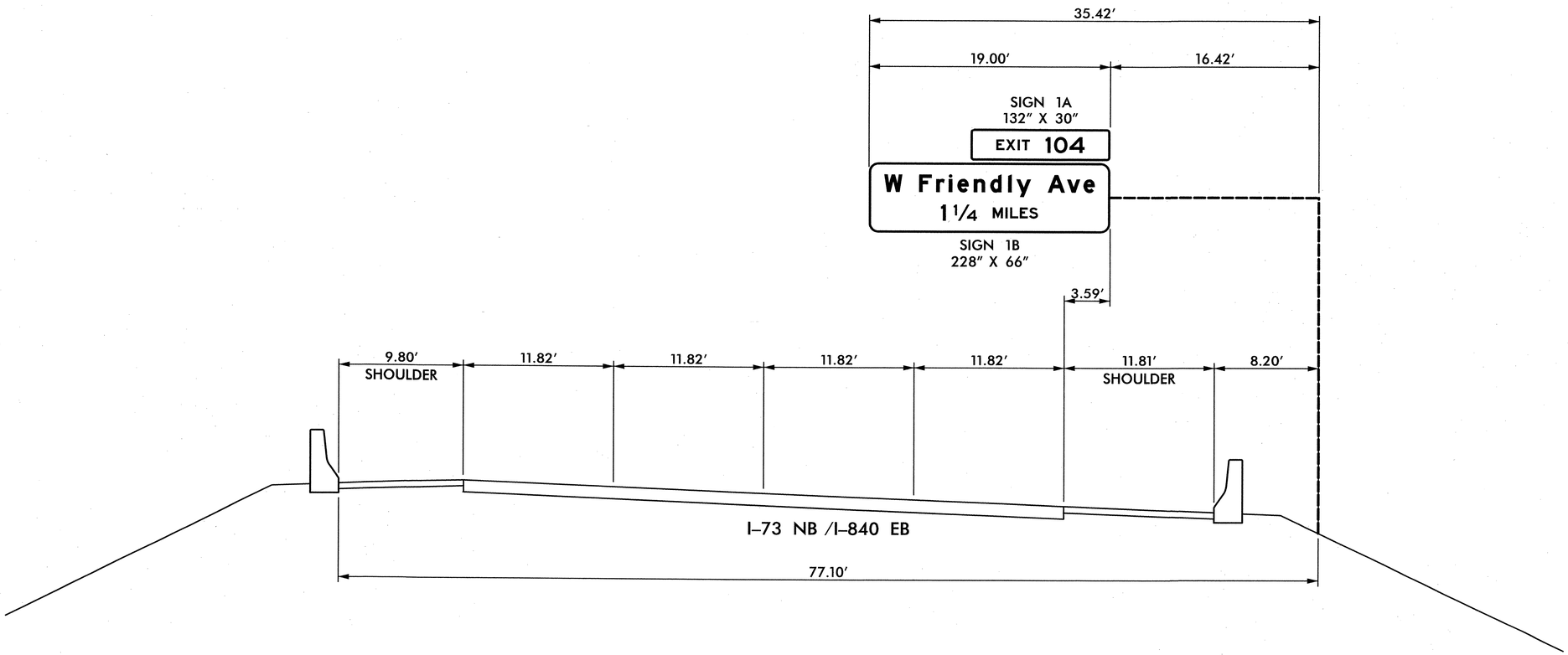

NOTES:

SEE STANDARD 904–3(B)(3) FOR REQUIREMENTS OF NEW STRUCTURAL MEMBERS, MOUNTING HARDWARE FOR NEW SIGNS, SHOP DRAWINGS, BRACING AND ACCESSORY HARDWARE FOR ATTACHMENTS.

CUT EXISTING WALKWAY SUPPORTS AT THE BOTTOM OF PROPOSED PANELS.

SEE NCDOT STANDARD SPECIFICATIONS, SECTION 1076–6 FOR REPAIR OF GALVANIZING.

ERECT SIGN PANELS WITH MINIMUM 18′ VERITCAL CLEARANCE.

EXISTING OVERHEAD ASSEMBLY 'AA' I-73 NB/I-840 EB

TIP NO.	SHEET NO.
U-2524C	SIGN-3A

APPROVED: _____

DATE: 6-14-2013

SEAL

NORTH CAROLINA PROFESSIONAL SEAL 20675 ENGINEER CHARLES A. JOHNSON III

BACK VIEW
SIGN MESSAGE FACING
OPPPOSING TRAFFIC

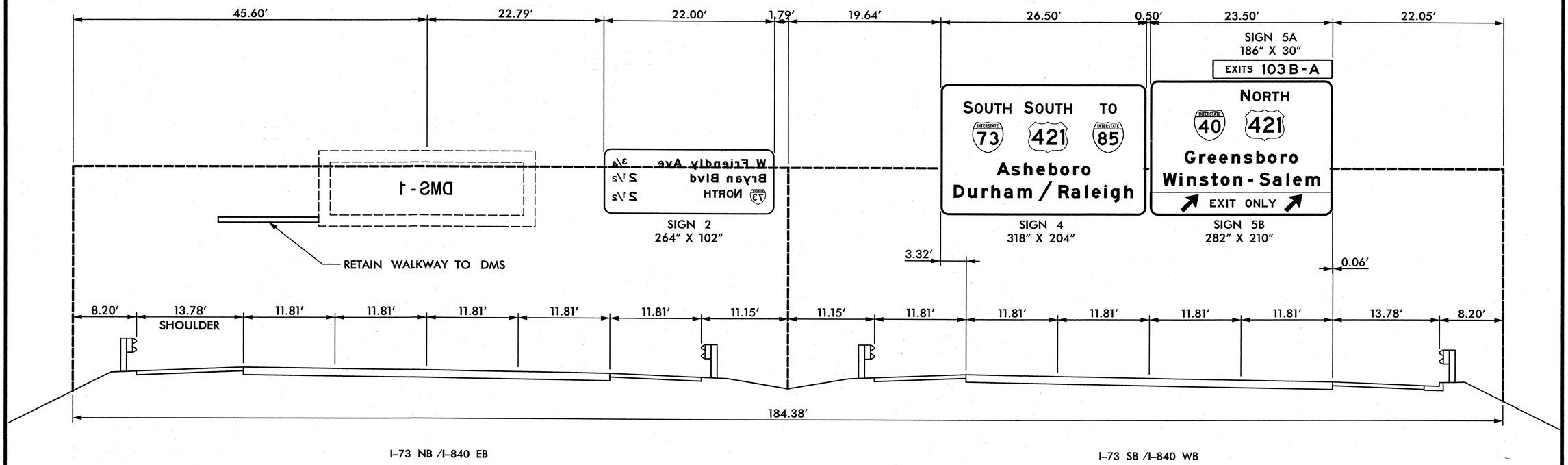

I-73 NB /I-840 EB

I-73 SB /I-840 WB

NOTES:

SEE STANDARD 904-3(B)(3) FOR REQUIREMENTS OF NEW STRUCTURAL MEMBERS, MOUNTING HARDWARE FOR NEW SIGNS, SHOP DRAWINGS, BRACING AND ACCESSORY HARDWARE FOR ATTACHMENTS.

CUT EXISTING WALKWAY SUPPORTS AT THE BOTTOM OF PROPOSED PANELS.

RETAIN EXISTING WALKWAY TO DMS ENCLOSURE.

SEE NCDOT STANDARD SPECIFICATIONS, SECTION 1076-6 FOR REPAIR OF GALVANIZING.

ERECT SIGN PANELS WITH MINIMUM 18′ VERITCAL CLEARANCE.

EXISTING
OVERHEAD ASSEMBLY 'BB'
I-73/I-840

TIP NO.	SHEET NO.
U-2524C	SIGN-3B

APPROVED:

DATE: 6-3-2013

SEAL

NORTH CAROLINA PROFESSIONAL SEAL 20675 ENGINEER CHARLES A. JOHNSON III

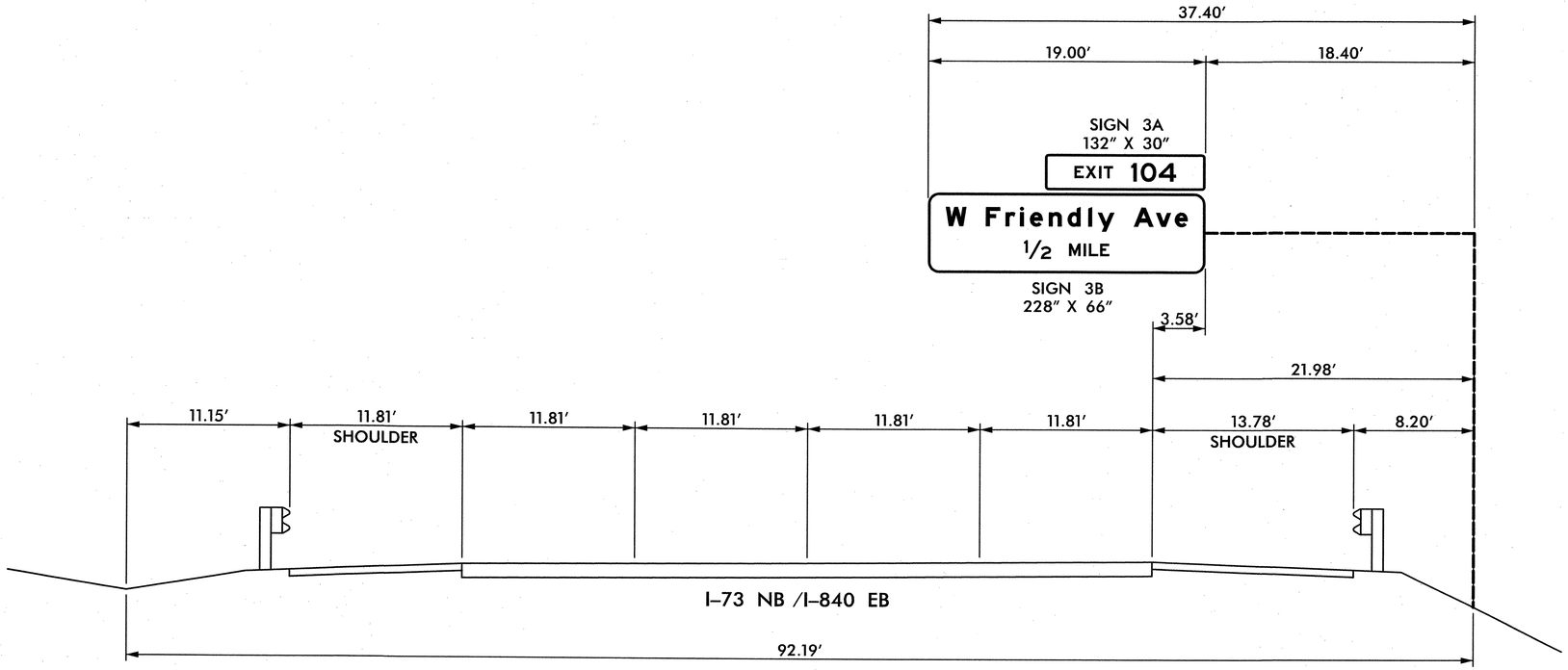

NOTES:

SEE STANDARD 904-3(B)(3) FOR REQUIREMENTS OF NEW STRUCTURAL MEMBERS, MOUNTING HARDWARE FOR NEW SIGNS, SHOP DRAWINGS, BRACING AND ACCESSORY HARDWARE FOR ATTACHMENTS.

CUT EXISTING WALKWAY SUPPORTS AT THE BOTTOM OF PROPOSED PANELS.

SEE NCDOT STANDARD SPECIFICATIONS, SECTION 1076-6 FOR REPAIR OF GALVANIZING.

ERECT SIGN PANELS WITH MINIMUM 18′ VERITCAL CLEARANCE.

EXISTING
OVERHEAD ASSEMBLY 'CC'
I-73 NB/I-840 EB

TIP NO.	SHEET NO.
U-2524C	SIGN-3C

APPROVED:

DATE: 6-3-2013

SEAL

NORTH CAROLINA PROFESSIONAL SEAL 20675 ENGINEER CHARLES A. JOHNSON III

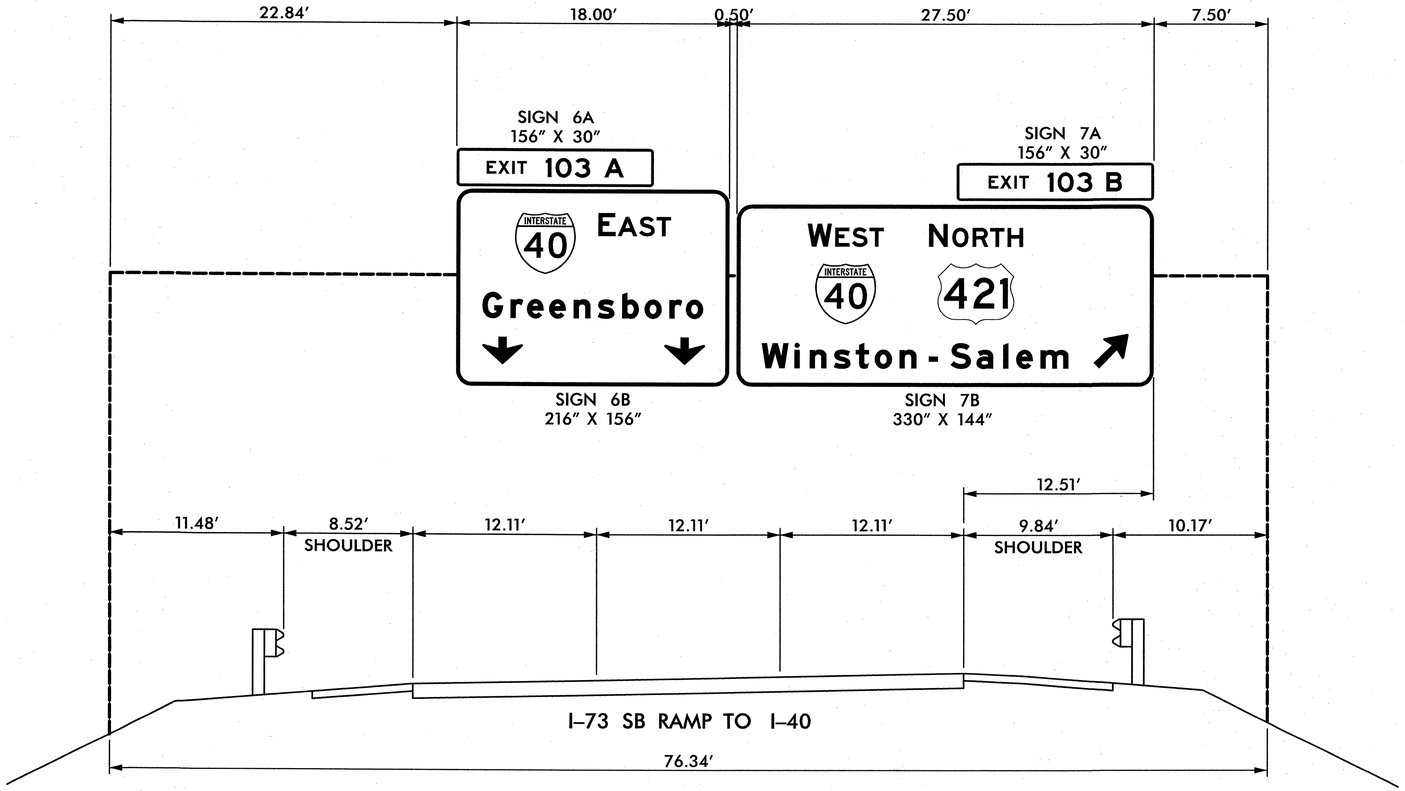

NOTES:

SEE STANDARD 904–3(B)(3) FOR REQUIREMENTS OF NEW STRUCTURAL MEMBERS, MOUNTING HARDWARE FOR NEW SIGNS, SHOP DRAWINGS, BRACING AND ACCESSORY HARDWARE FOR ATTACHMENTS.

CUT EXISTING WALKWAY SUPPORTS AT THE BOTTOM OF PROPOSED PANELS.

SEE NCDOT STANDARD SPECIFICATIONS, SECTION 1076–6 FOR REPAIR OF GALVANIZING.

ERECT SIGN PANELS WITH MINIMUM 18′ VERITCAL CLEARANCE.

EXISTING
OVERHEAD ASSEMBLY 'DD'
I-73 SB RAMP TO I-40

TIP NO.	SHEET NO.
U-2524C	SIGN-3D

APPROVED: _____

DATE: 6-3-2013

SEAL

NORTH CAROLINA PROFESSIONAL SEAL 20675 ENGINEER CHARLES A. JOHNSON III

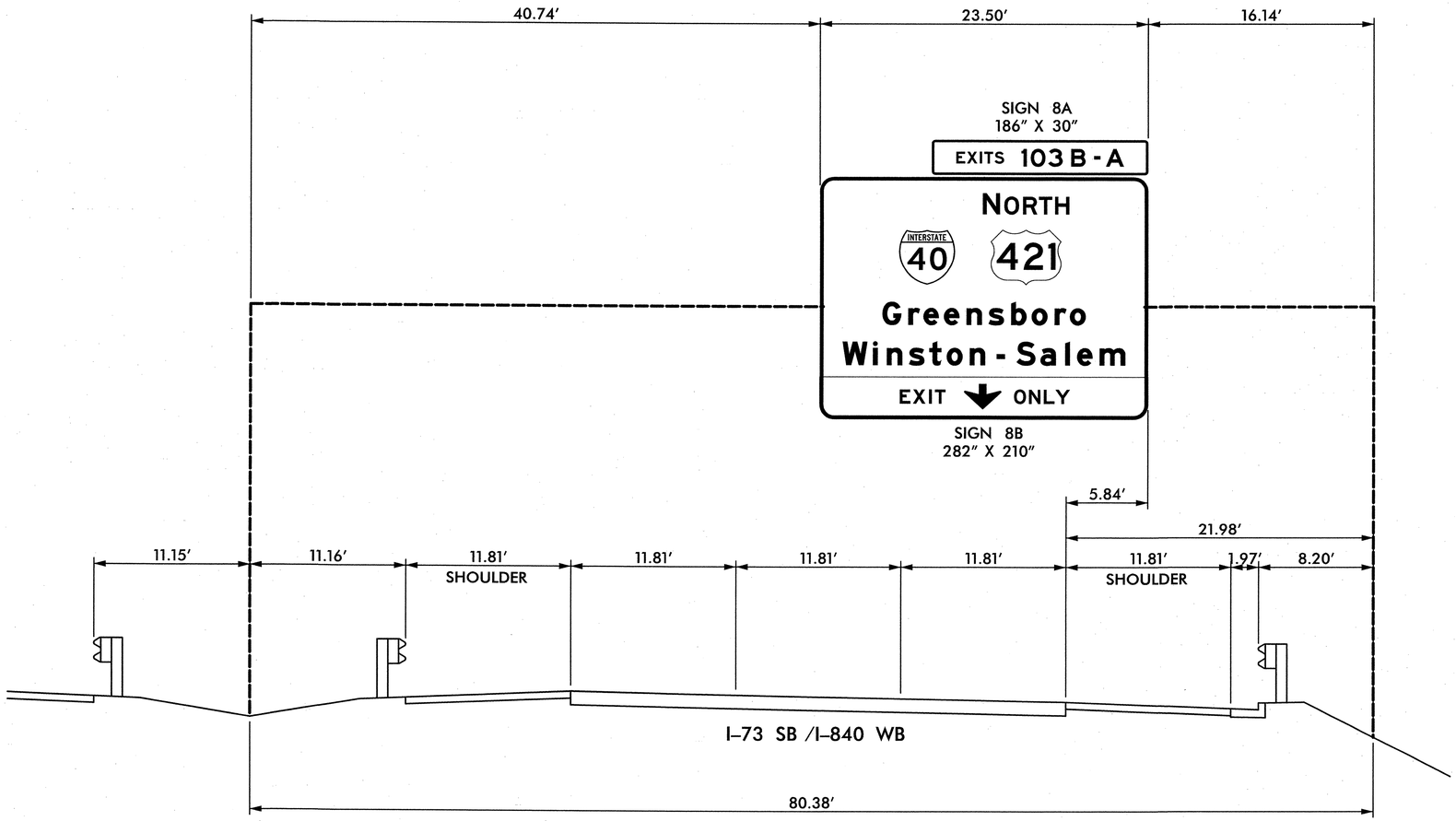

NOTES:

SEE STANDARD 904–3(B)(3) FOR REQUIREMENTS OF NEW STRUCTURAL MEMBERS, MOUNTING HARDWARE FOR NEW SIGNS, SHOP DRAWINGS, BRACING AND ACCESSORY HARDWARE FOR ATTACHMENTS.

CUT EXISTING WALKWAY SUPPORTS AT THE BOTTOM OF PROPOSED PANELS.

SEE NCDOT STANDARD SPECIFICATIONS, SECTION 1076–6 FOR REPAIR OF GALVANIZING.

ERECT SIGN PANELS WITH MINIMUM 18′ VERITCAL CLEARANCE.

EXISTING OVERHEAD ASSEMBLY 'EE' I-73 SB / I-840 WB

TIP NO.	SHEET NO.
U-2524C	SIGN-3E

APPROVED: [signature]

DATE: 6-3-2013

SEAL

NORTH CAROLINA PROFESSIONAL SEAL 20675 ENGINEER CHARLES A. JOHNSON III

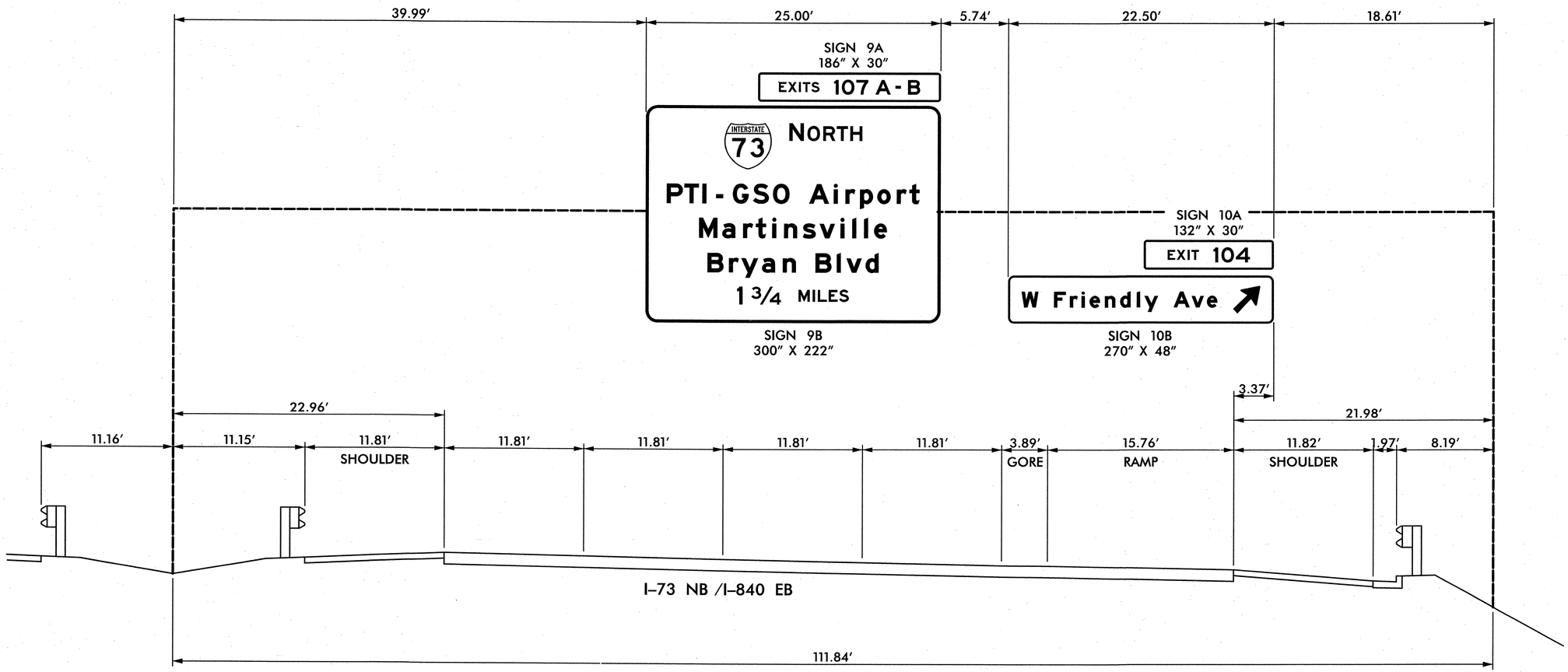

NOTES:

SEE STANDARD 904–3(B)(3) FOR REQUIREMENTS OF NEW STRUCTURAL MEMBERS, MOUNTING HARDWARE FOR NEW SIGNS, SHOP DRAWINGS, BRACING AND ACCESSORY HARDWARE FOR ATTACHMENTS.

CUT EXISTING WALKWAY SUPPORTS AT THE BOTTOM OF PROPOSED PANELS.

SEE NCDOT STANDARD SPECIFICATIONS, SECTION 1076–6 FOR REPAIR OF GALVANIZING.

ERECT SIGN PANELS WITH MINIMUM 18′ VERITCAL CLEARANCE.

EXISTING
OVERHEAD ASSEMBLY 'FF'
I-73 NB / I-840 EB

TIP NO.	SHEET NO.
U-2524C	SIGN-3F

APPROVED: _____

DATE: 6-3-2013

SEAL

NORTH CAROLINA PROFESSIONAL SEAL 20675 ENGINEER CHARLES A. JOHNSON III

SIGN MESSAGE FACING OPPOSING TRAFFIC
SIGN 14
282" X 102"

(40)	1
Wendover Ave	2 1/2
Groometown Rd	7 3/4

SIGN 15
282" X 102"

Bryan Blvd	1 1/2
(73) NORTH	1 1/2
Battleground Ave	4 3/4

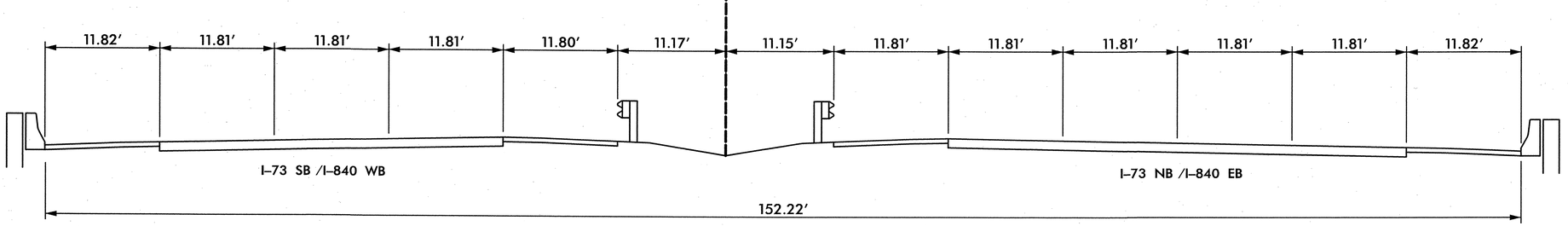

NOTES:

SEE STANDARD 904–3(B)(3) FOR REQUIREMENTS OF NEW STRUCTURAL MEMBERS, MOUNTING HARDWARE FOR NEW SIGNS, SHOP DRAWINGS, BRACING AND ACCESSORY HARDWARE FOR ATTACHMENTS.

CUT EXISTING WALKWAY SUPPORTS AT THE BOTTOM OF PROPOSED PANELS.

SEE NCDOT STANDARD SPECIFICATIONS, SECTION 1076–6 FOR REPAIR OF GALVANIZING.

ERECT SIGN PANELS WITH MINIMUM 18′ VERITCAL CLEARANCE.

EXISTING OVERHEAD ASSEMBLY 'GG' I-73 NB/SB AND I-840 EB/WB

TIP NO.	SHEET NO.
U-2524C	SIGN-3G

APPROVED:

DATE: 6-3-2013

SEAL

NORTH CAROLINA PROFESSIONAL SEAL 20675 ENGINEER CHARLES A. JOHNSON III

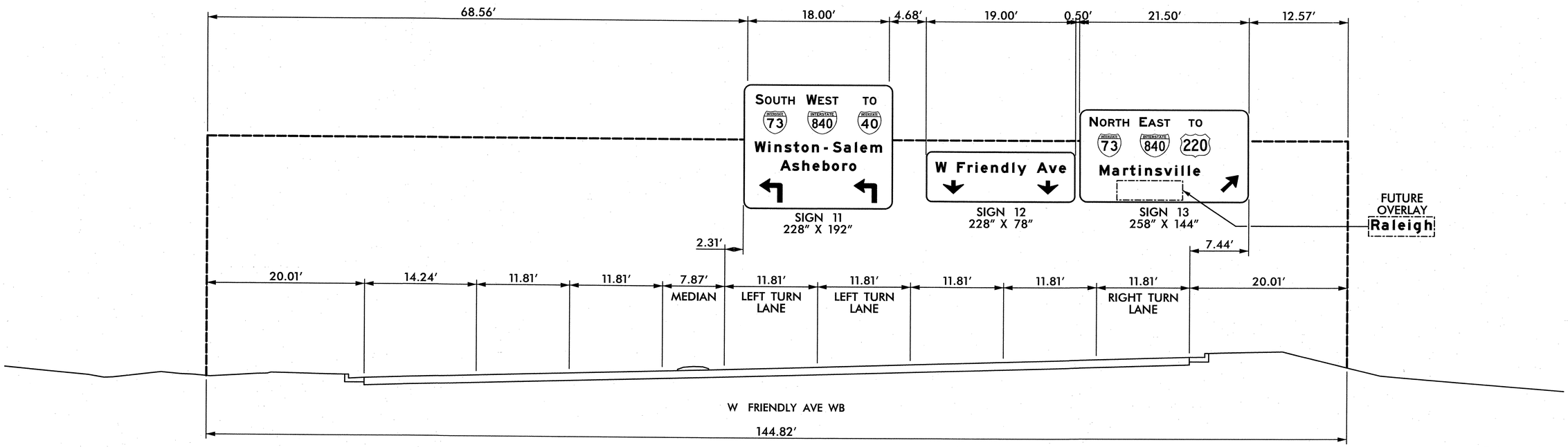

NOTES:

SEE STANDARD 904–3(B)(3) FOR REQUIREMENTS OF NEW STRUCTURAL MEMBERS, MOUNTING HARDWARE FOR NEW SIGNS, SHOP DRAWINGS, BRACING AND ACCESSORY HARDWARE FOR ATTACHMENTS.

CUT EXISTING WALKWAY SUPPORTS AT THE BOTTOM OF PROPOSED PANELS.

SEE NCDOT STANDARD SPECIFICATIONS, SECTION 1076–6 FOR REPAIR OF GALVANIZING.

ERECT SIGN PANELS WITH MINIMUM 18′ VERITCAL CLEARANCE.

EXISTING
OVERHEAD ASSEMBLY 'HH'
W FRIENDLY AVE WB

TIP NO.	SHEET NO.
U-2524C	SIGN-3H

APPROVED:

DATE: 6-3-2013

SEAL

NORTH CAROLINA PROFESSIONAL SEAL 20675 ENGINEER CHARLES A. JOHNSON III

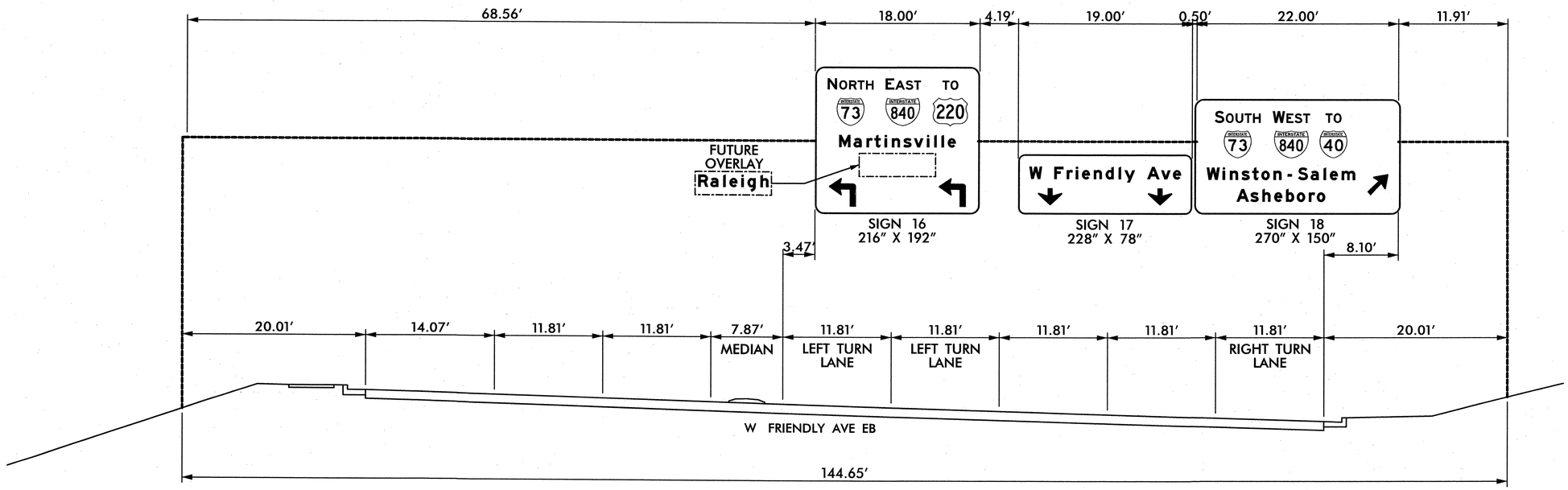

NOTES:

SEE STANDARD 904-3(B)(3) FOR REQUIREMENTS OF NEW STRUCTURAL MEMBERS, MOUNTING HARDWARE FOR NEW SIGNS, SHOP DRAWINGS, BRACING AND ACCESSORY HARDWARE FOR ATTACHMENTS.

CUT EXISTING WALKWAY SUPPORTS AT THE BOTTOM OF PROPOSED PANELS.

SEE NCDOT STANDARD SPECIFICATIONS, SECTION 1076-6 FOR REPAIR OF GALVANIZING.

ERECT SIGN PANELS WITH MINIMUM 18′ VERITCAL CLEARANCE.

EXISTING
OVERHEAD ASSEMBLY 'II'
W FRIENDLY AVE EB

TIP NO.	SHEET NO.
U-2524C	SIGN-31

APPROVED:

DATE: 6-3-2013

SEAL

NORTH CAROLINA PROFESSIONAL SEAL 20675 ENGINEER CHARLES A. JOHNSON III

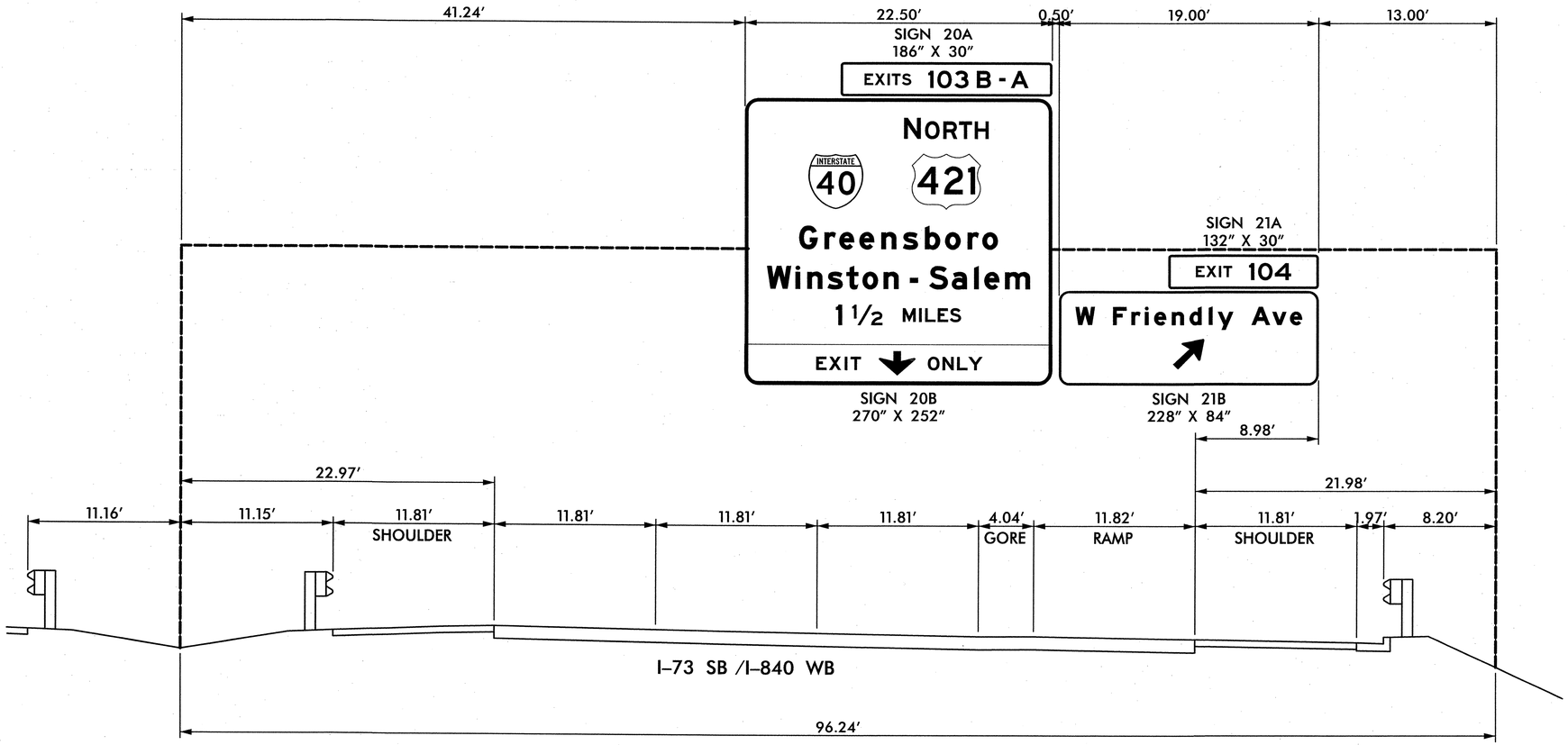

NOTES:

SEE STANDARD 904–3(B)(3) FOR REQUIREMENTS OF NEW STRUCTURAL MEMBERS, MOUNTING HARDWARE FOR NEW SIGNS, SHOP DRAWINGS, BRACING AND ACCESSORY HARDWARE FOR ATTACHMENTS.

CUT EXISTING WALKWAY SUPPORTS AT THE BOTTOM OF PROPOSED PANELS.

SEE NCDOT STANDARD SPECIFICATIONS, SECTION 1076–6 FOR REPAIR OF GALVANIZING.

ERECT SIGN PANELS WITH MINIMUM 18′ VERITCAL CLEARANCE.

EXISTING
OVERHEAD ASSEMBLY 'JJ'
SB W FRIENDLY AVE EXIT

TIP NO.	SHEET NO.
U-2524C	SIGN-3J

APPROVED: [signature]

DATE: 6-3-2013

SEAL

NORTH CAROLINA PROFESSIONAL SEAL 20675 ENGINEER CHARLES A. JOHNSON III

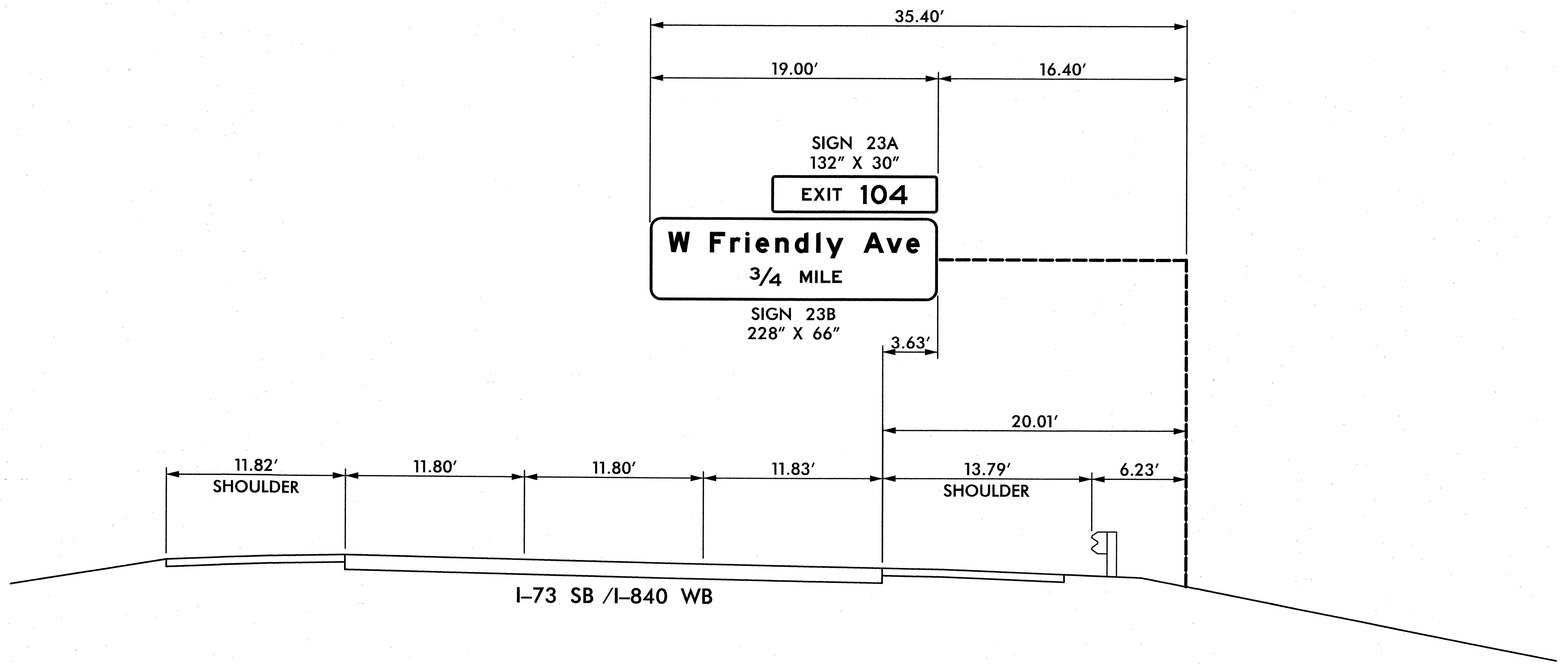

NOTES:

SEE STANDARD 904–3(B)(3) FOR REQUIREMENTS OF NEW STRUCTURAL MEMBERS, MOUNTING HARDWARE FOR NEW SIGNS, SHOP DRAWINGS, BRACING AND ACCESSORY HARDWARE FOR ATTACHMENTS.

CUT EXISTING WALKWAY SUPPORTS AT THE BOTTOM OF PROPOSED PANELS.

SEE NCDOT STANDARD SPECIFICATIONS, SECTION 1076–6 FOR REPAIR OF GALVANIZING.

ERECT SIGN PANELS WITH MINIMUM 18′ VERITCAL CLEARANCE.

EXISTING
OVERHEAD ASSEMBLY 'KK'
STA. 193+50 -L-

TIP NO.	SHEET NO.
U-2524C	SIGN-3K

APPROVED:

DATE: 6-3-2013

SEAL

NORTH CAROLINA PROFESSIONAL SEAL 20675 ENGINEER CHARLES A. JOHNSON III

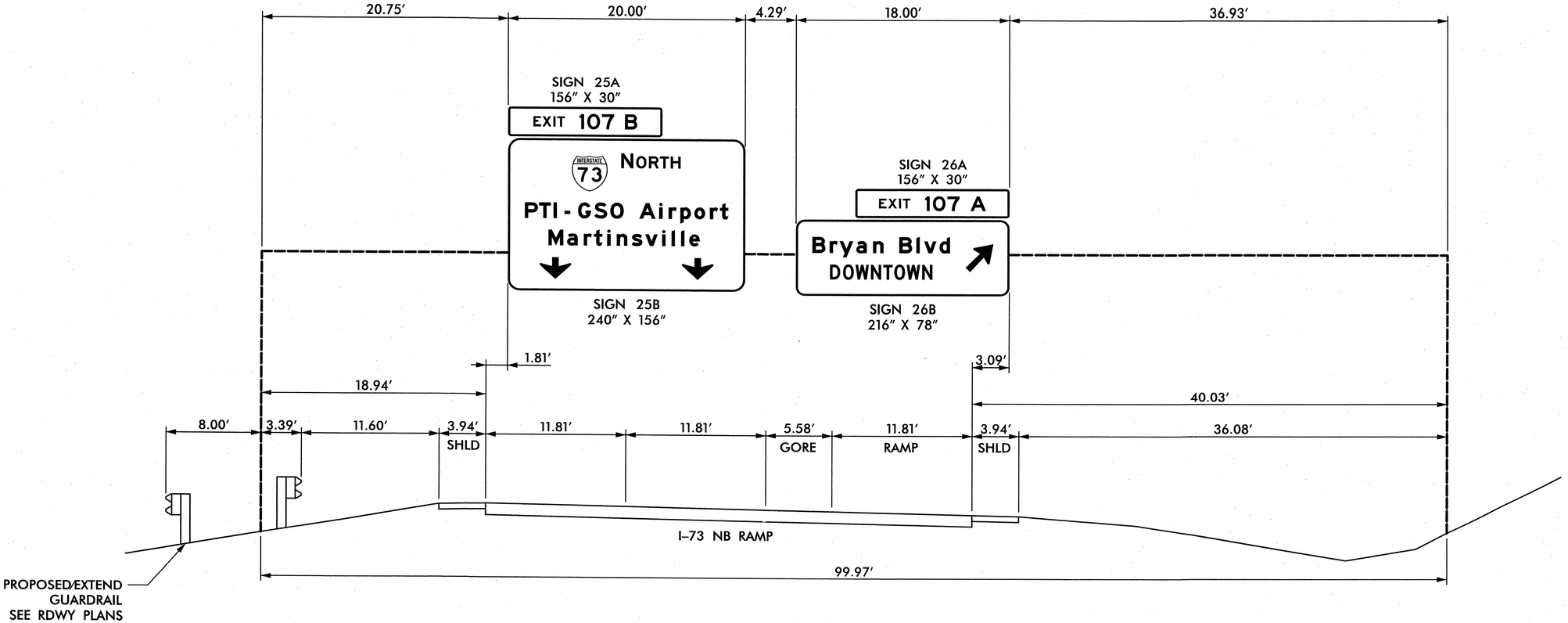

NOTES:

SEE STANDARD 904–3(B)(3) FOR REQUIREMENTS OF NEW STRUCTURAL MEMBERS, MOUNTING HARDWARE FOR NEW SIGNS, SHOP DRAWINGS, BRACING AND ACCESSORY HARDWARE FOR ATTACHMENTS.

CUT EXISTING WALKWAY SUPPORTS AT THE BOTTOM OF PROPOSED PANELS.

SEE NCDOT STANDARD SPECIFICATIONS, SECTION 1076–6 FOR REPAIR OF GALVANIZING.

ERECT SIGN PANELS WITH MINIMUM 18′ VERITCAL CLEARANCE.

EXISTING OVERHEAD
ASSEMBLY 'LL'
I-73 NB RAMP TO BRYAN BLVD

TIP NO.	SHEET NO.
U-2524C	SIGN-3L

APPROVED: [signature]

DATE: 6-3-2013

SEAL

NORTH CAROLINA PROFESSIONAL SEAL 20675 ENGINEER CHARLES A. JOHNSON III

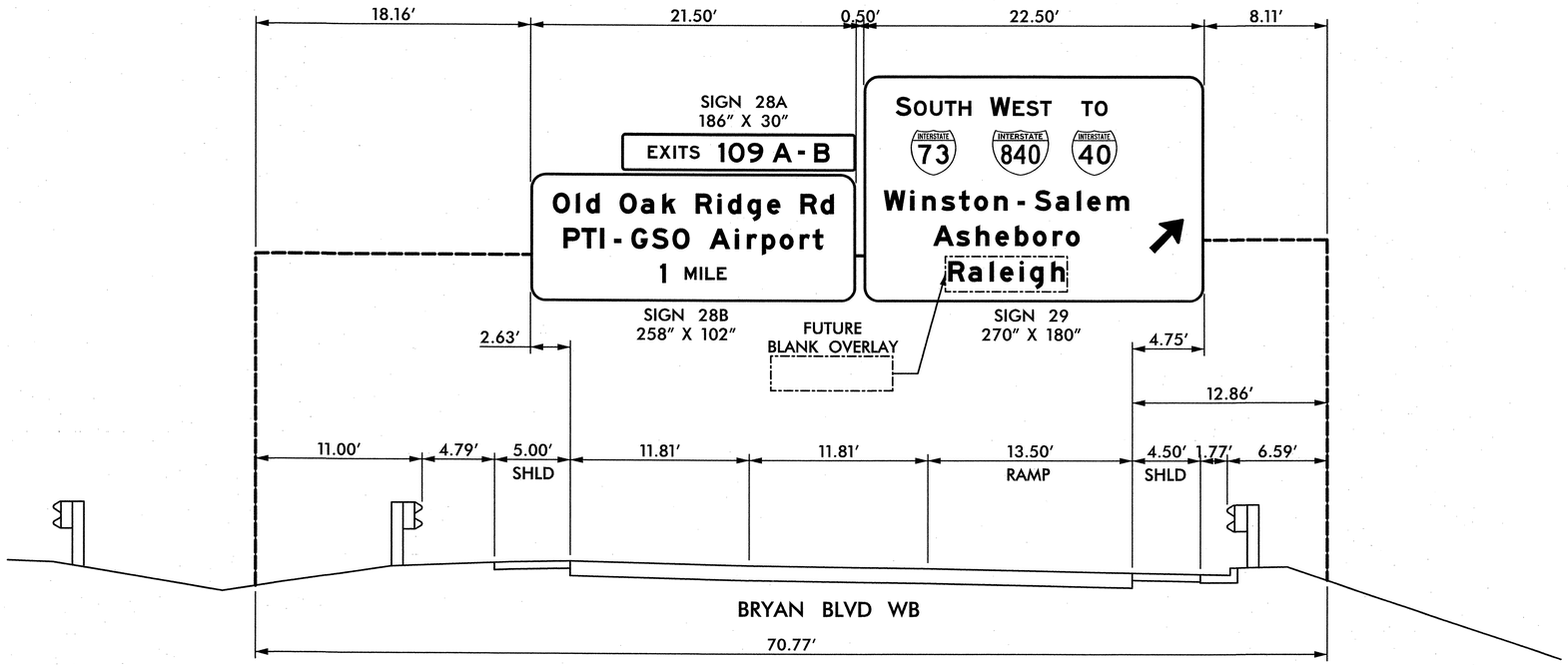

NOTES:

SEE STANDARD 904–3(B)(3) FOR REQUIREMENTS OF NEW STRUCTURAL MEMBERS, MOUNTING HARDWARE FOR NEW SIGNS, SHOP DRAWINGS, BRACING AND ACCESSORY HARDWARE FOR ATTACHMENTS.

CUT EXISTING WALKWAY SUPPORTS AT THE BOTTOM OF PROPOSED PANELS.

SEE NCDOT STANDARD SPECIFICATIONS, SECTION 1076–6 FOR REPAIR OF GALVANIZING.

ERECT SIGN PANELS WITH MINIMUM 18′ VERITCAL CLEARANCE.

EXISTING
OVERHEAD ASSEMBLY 'MM'
BRYAN BLVD WB

TIP NO.	SHEET NO.
U-2524C	SIGN-3M

APPROVED: Charles A. Johnson III

DATE: 7-16-2013

SEAL

NORTH CAROLINA PROFESSIONAL SEAL 20675 ENGINEER CHARLES A. JOHNSON III

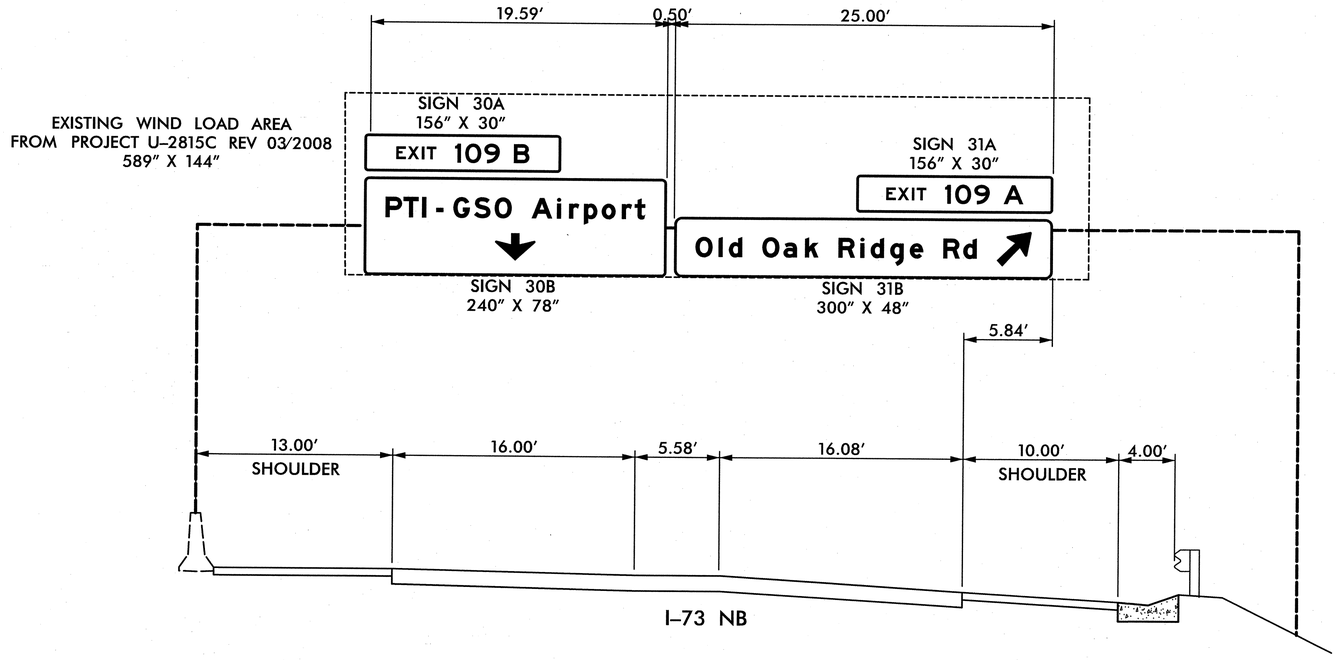

NOTES:

SEE STANDARD 904–3(B)(3) FOR REQUIREMENTS OF NEW STRUCTURAL MEMBERS, MOUNTING HARDWARE FOR NEW SIGNS, SHOP DRAWINGS, BRACING AND ACCESSORY HARDWARE FOR ATTACHMENTS.

CUT EXISTING WALKWAY SUPPORTS AT THE BOTTOM OF PROPOSED PANELS.

SEE NCDOT STANDARD SPECIFICATIONS, SECTION 1076–6 FOR REPAIR OF GALVANIZING.

ERECT SIGN PANELS WITH MINIMUM 18′ VERITCAL CLEARANCE.

EXISTING
OVERHEAD ASSEMBLY 'NN'
I-73 NB AT OLD OAK RIDGE RD

TIP NO.	SHEET NO.
U-2524C	SIGN-3N

APPROVED:

DATE: 7-16-2013

SEAL

NORTH CAROLINA PROFESSIONAL SEAL 20675 ENGINEER CHARLES A. JOHNSON III

EXISTING WIND LOAD AREA
FROM PROJECT U-2815C REV 03/2008
627" X 225"

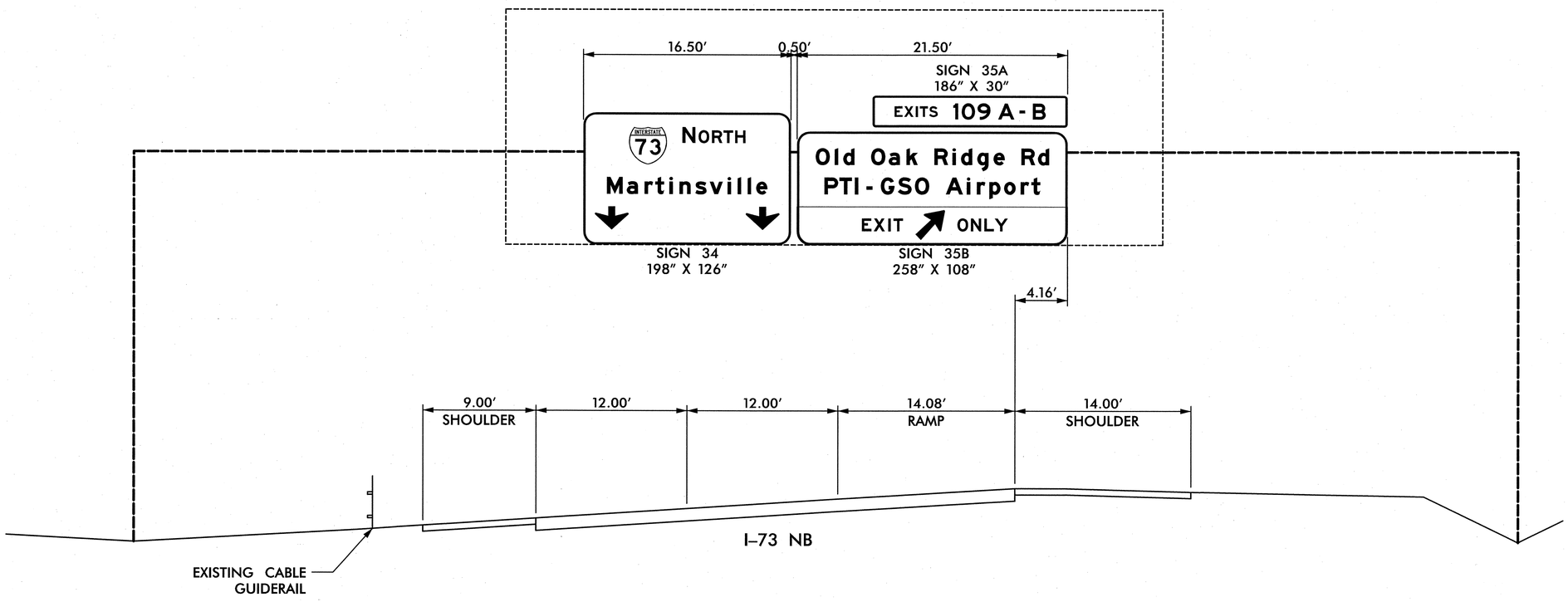

NOTES:

SEE STANDARD 904-3(B)(3) FOR REQUIREMENTS OF NEW STRUCTURAL MEMBERS, MOUNTING HARDWARE FOR NEW SIGNS, SHOP DRAWINGS, BRACING AND ACCESSORY HARDWARE FOR ATTACHMENTS.

CUT EXISTING WALKWAY SUPPORTS AT THE BOTTOM OF PROPOSED PANELS.

SEE NCDOT STANDARD SPECIFICATIONS, SECTION 1076-6 FOR REPAIR OF GALVANIZING.

ERECT SIGN PANELS WITH MINIMUM 18' VERITCAL CLEARANCE.

EXISTING
OVERHEAD ASSEMBLY '00'
I-73 NB

TIP NO.	SHEET NO.
U-2524C	SIGN-3O

APPROVED:

DATE: 6-3-2013

SEAL

NORTH CAROLINA PROFESSIONAL SEAL 20675 ENGINEER CHARLES A. JOHNSON III

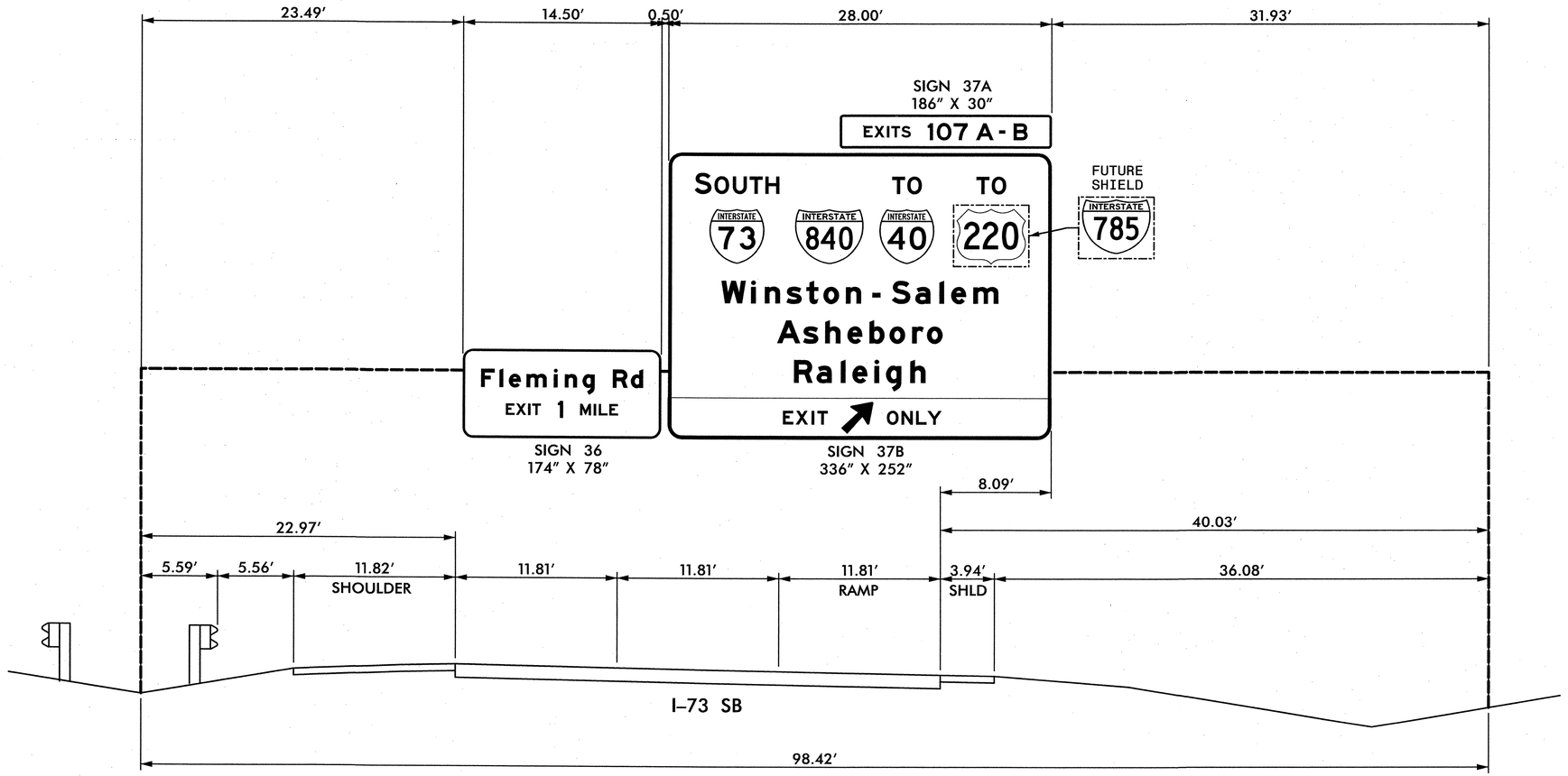

NOTES:

SEE STANDARD 904-3(B)(3) FOR REQUIREMENTS OF NEW STRUCTURAL MEMBERS, MOUNTING HARDWARE FOR NEW SIGNS, SHOP DRAWINGS, BRACING AND ACCESSORY HARDWARE FOR ATTACHMENTS.

CUT EXISTING WALKWAY SUPPORTS AT THE BOTTOM OF PROPOSED PANELS.

SEE NCDOT STANDARD SPECIFICATIONS, SECTION 1076-6 FOR REPAIR OF GALVANIZING.

ERECT SIGN PANELS WITH MINIMUM 18′ VERITCAL CLEARANCE.

EXISTING
OVERHEAD ASSEMBLY 'PP'
I-73 SB

TIP NO.	SHEET NO.
U-2524C	SIGN-3P

APPROVED: _____

DATE: 7-16-2013

SEAL

NORTH CAROLINA PROFESSIONAL SEAL 20675 ENGINEER CHARLES A. JOHNSON III

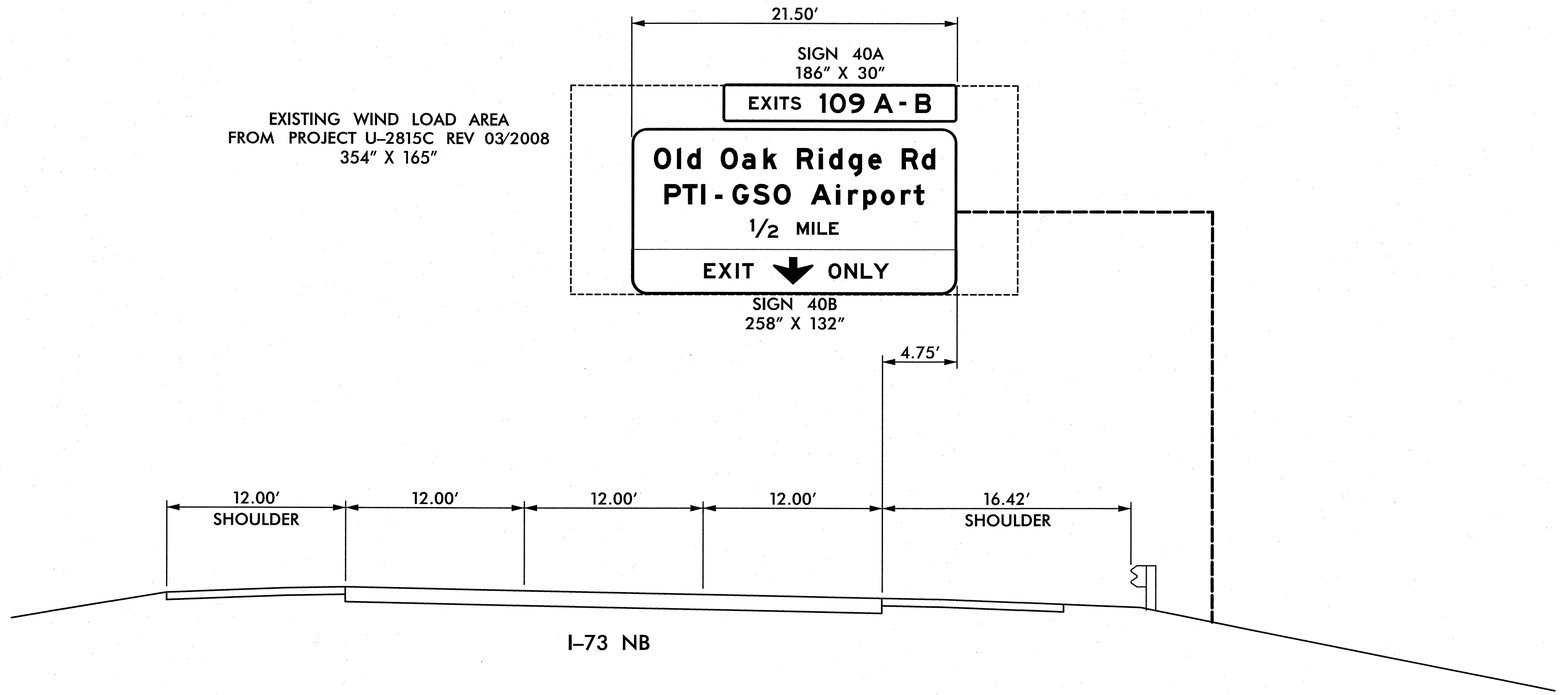

NOTES:

SEE STANDARD 904-3(B)(3) FOR REQUIREMENTS OF NEW STRUCTURAL MEMBERS, MOUNTING HARDWARE FOR NEW SIGNS, SHOP DRAWINGS, BRACING AND ACCESSORY HARDWARE FOR ATTACHMENTS.

CUT EXISTING WALKWAY SUPPORTS AT THE BOTTOM OF PROPOSED PANELS.

SEE NCDOT STANDARD SPECIFICATIONS, SECTION 1076-6 FOR REPAIR OF GALVANIZING.

ERECT SIGN PANELS WITH MINIMUM 18' VERITCAL CLEARANCE.

EXISTING OVERHEAD ASSEMBLY 'RR' I-73 NB

TIP NO.	SHEET NO.
U-2524C	SIGN-3Q

APPROVED: _____

DATE: 6-3-2013

SEAL

NORTH CAROLINA PROFESSIONAL SEAL 20675 ENGINEER CHARLES A. JOHNSON III

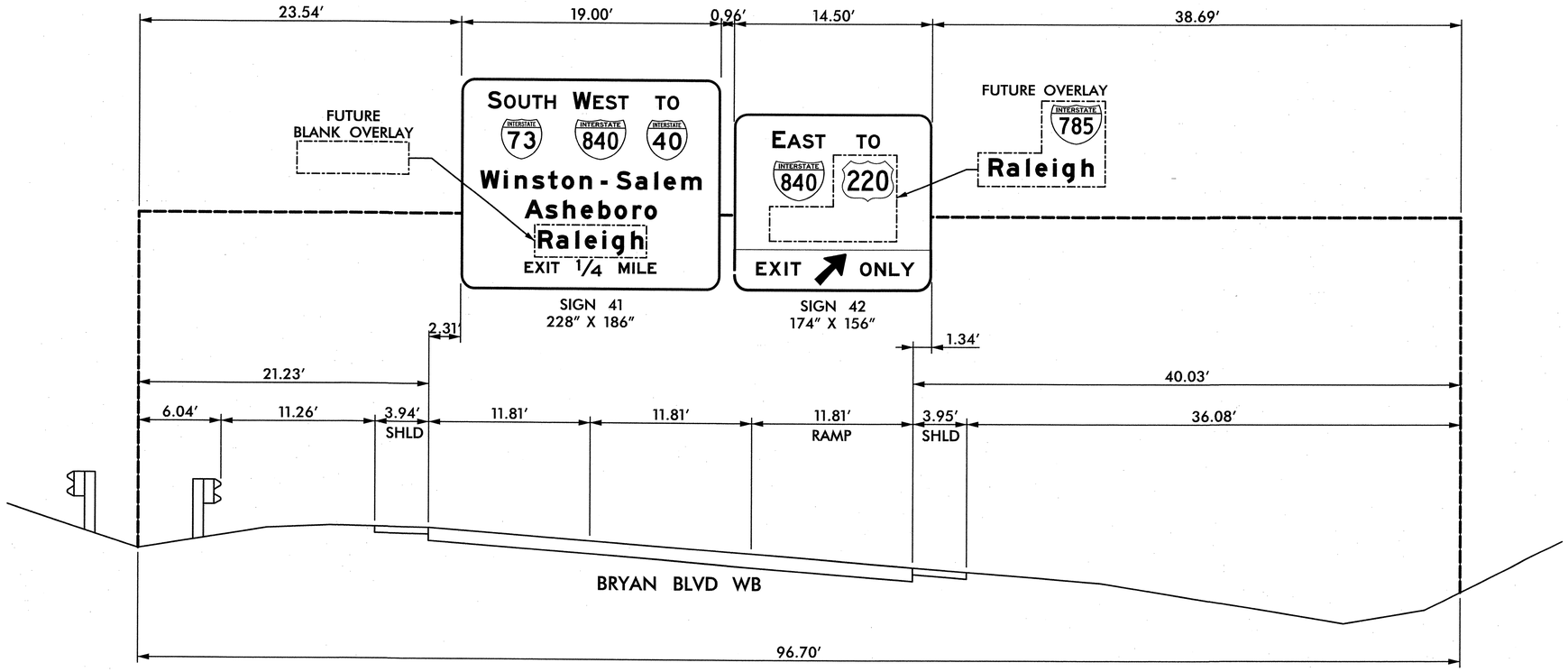

NOTES:

SEE STANDARD 904–3(B)(3) FOR REQUIREMENTS OF NEW STRUCTURAL MEMBERS, MOUNTING HARDWARE FOR NEW SIGNS, SHOP DRAWINGS, BRACING AND ACCESSORY HARDWARE FOR ATTACHMENTS.

CUT EXISTING WALKWAY SUPPORTS AT THE BOTTOM OF PROPOSED PANELS.

SEE NCDOT STANDARD SPECIFICATIONS, SECTION 1076–6 FOR REPAIR OF GALVANIZING.

ERECT SIGN PANELS WITH MINIMUM 18′ VERITCAL CLEARANCE.

EXISTING
OVERHEAD ASSEMBLY 'SS'
BRYAN BLVD WB

TIP NO.	SHEET NO.
U-2524C	SIGN-3R

APPROVED: _____

DATE: 7-16-2013

SEAL

NORTH CAROLINA PROFESSIONAL SEAL 20675 ENGINEER CHARLES A. JOHNSON III

EXISTING WIND LOAD AREA
FROM PROJECT U-2524AC REV 02/2007
908" X 303"

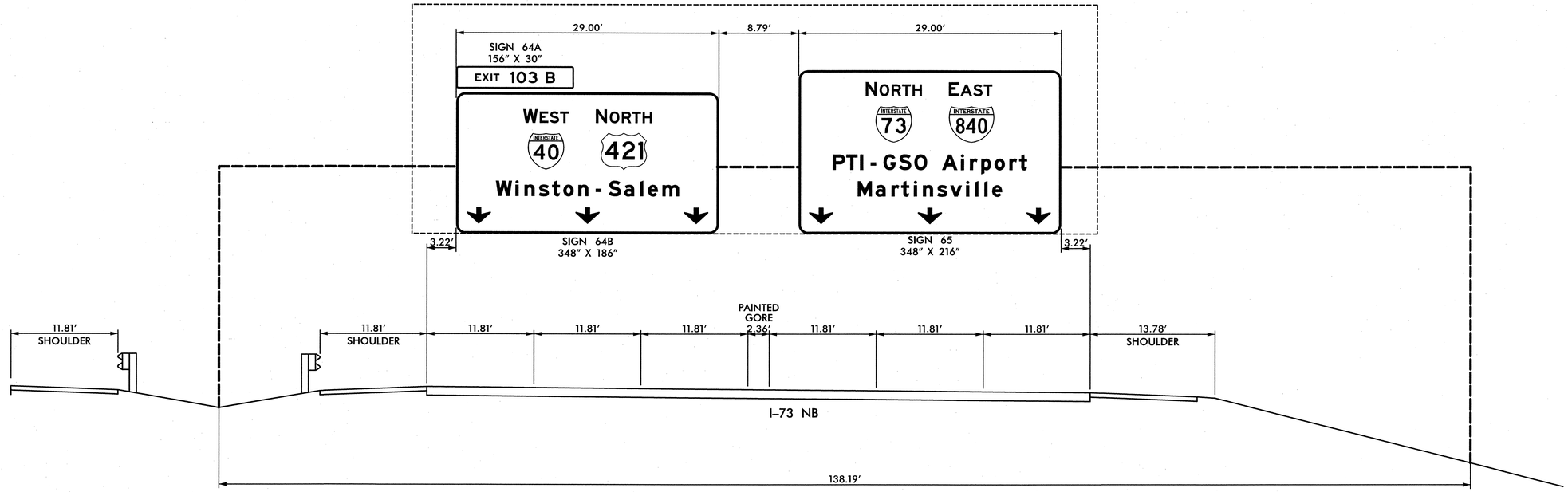

NOTES:

SEE STANDARD 904-3(B)(3) FOR REQUIREMENTS OF NEW STRUCTURAL MEMBERS, MOUNTING HARDWARE FOR NEW SIGNS, SHOP DRAWINGS, BRACING AND ACCESSORY HARDWARE FOR ATTACHMENTS.

CUT EXISTING WALKWAY SUPPORTS AT THE BOTTOM OF PROPOSED PANELS.

SEE NCDOT STANDARD SPECIFICATIONS, SECTION 1076-6 FOR REPAIR OF GALVANIZING.

ERECT SIGN PANELS WITH MINIMUM 18' VERITCAL CLEARANCE.

EXISTING
OVERHEAD ASSEMBLY 'TT'
I-73 NB

TIP NO.	SHEET NO.
U-2524C	SIGN-3S

APPROVED:

DATE: 6-3-2013

SEAL

NORTH CAROLINA PROFESSIONAL SEAL 20675 ENGINEER CHARLES A. JOHNSON

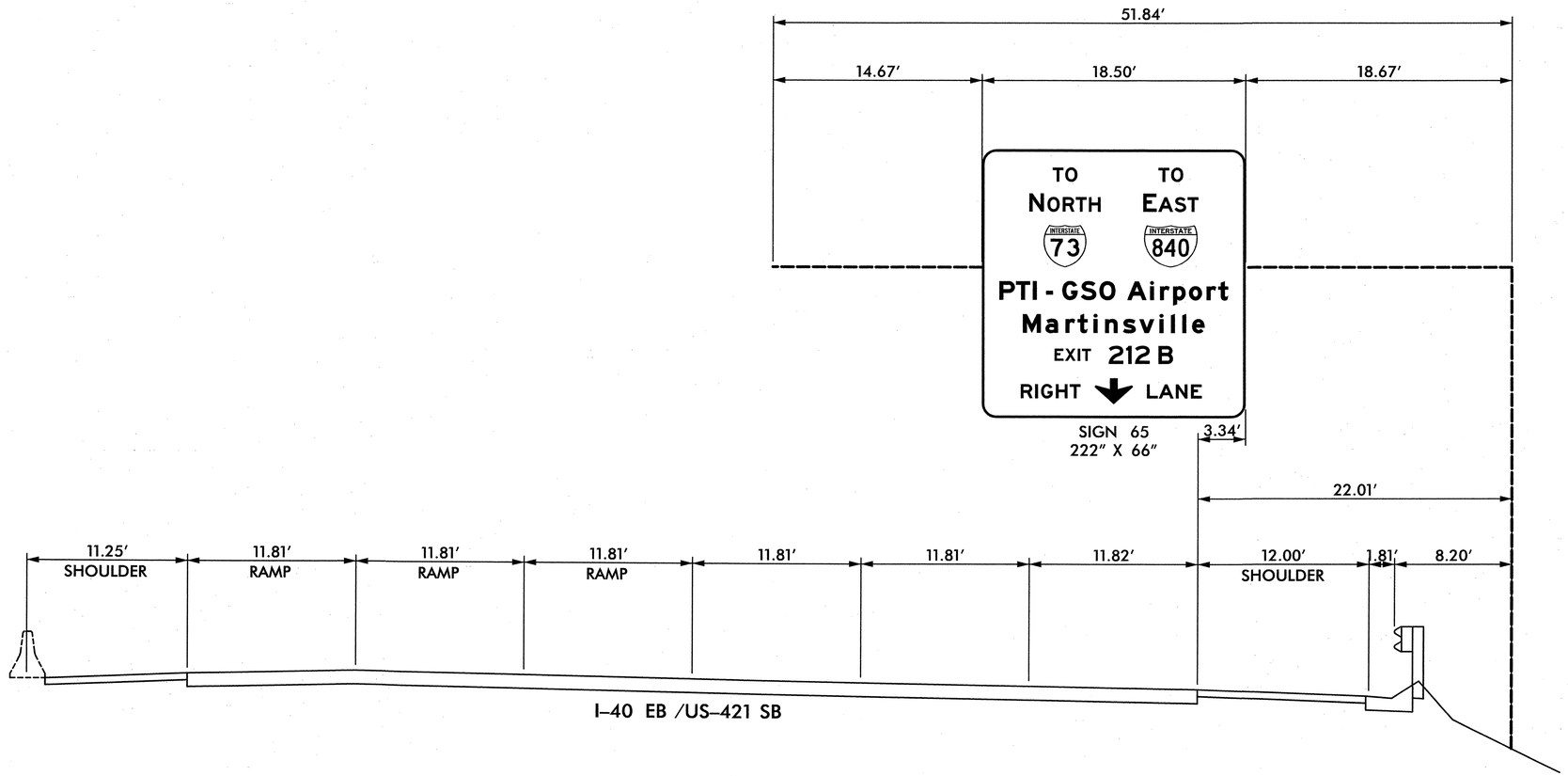

NOTES:

SEE STANDARD 904–3(B)(3) FOR REQUIREMENTS OF NEW STRUCTURAL MEMBERS, MOUNTING HARDWARE FOR NEW SIGNS, SHOP DRAWINGS, BRACING AND ACCESSORY HARDWARE FOR ATTACHMENTS.

CUT EXISTING WALKWAY SUPPORTS AT THE BOTTOM OF PROPOSED PANELS.

SEE NCDOT STANDARD SPECIFICATIONS, SECTION 1076–6 FOR REPAIR OF GALVANIZING.

ERECT SIGN PANELS WITH MINIMUM 18′ VERITCAL CLEARANCE.

EXISTING
OVERHEAD ASSEMBLY 'UU'
I-40 EB/US-421 SB

TIP NO.	SHEET NO.
U-2524C	SIGN-3T

APPROVED: [signature]

DATE: 6-3-2013

SEAL

NORTH CAROLINA PROFESSIONAL SEAL 20675 ENGINEER CHARLES A. JOHNSON III

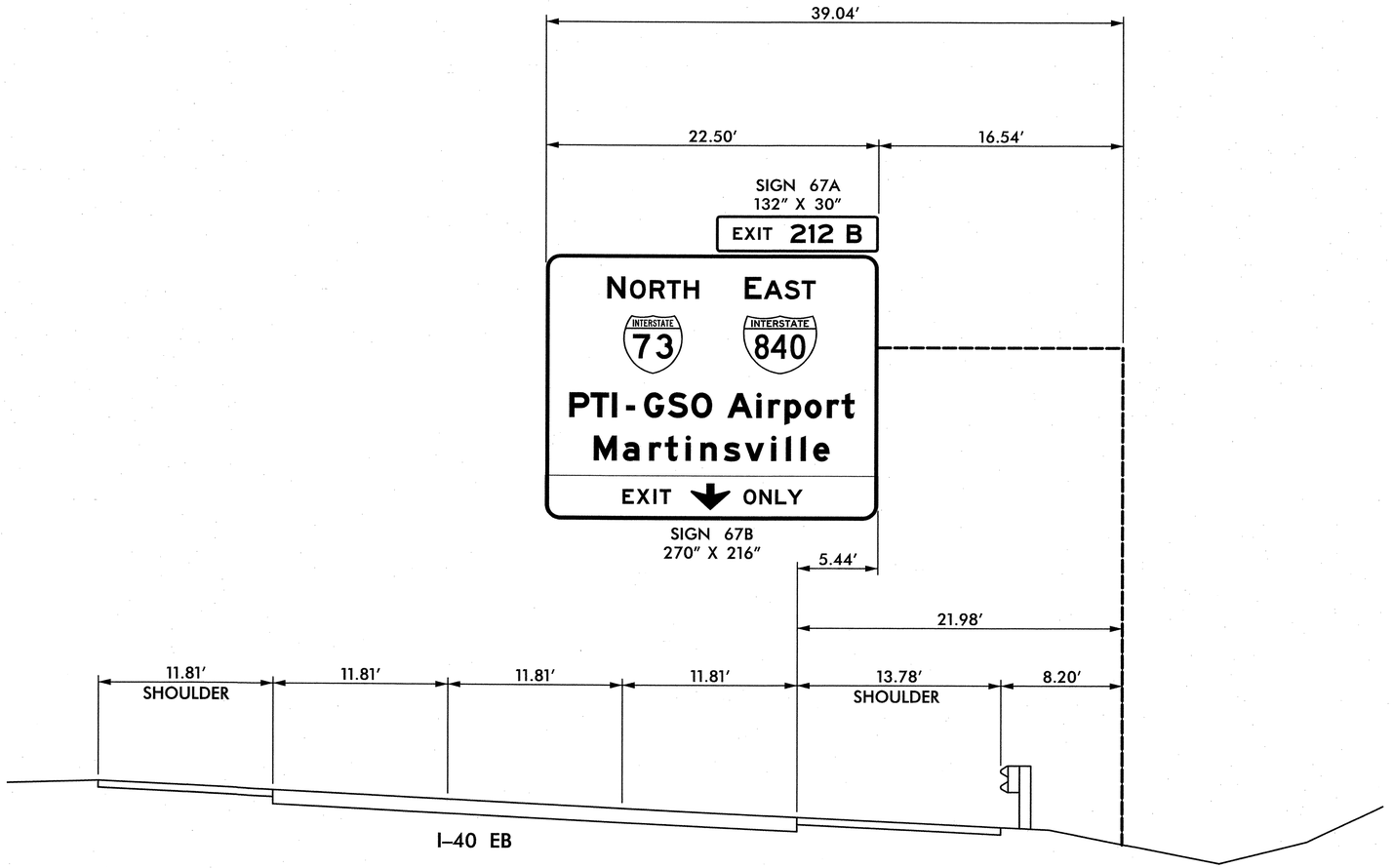

NOTES:

SEE STANDARD 904–3(B)(3) FOR REQUIREMENTS OF NEW STRUCTURAL MEMBERS, MOUNTING HARDWARE FOR NEW SIGNS, SHOP DRAWINGS, BRACING AND ACCESSORY HARDWARE FOR ATTACHMENTS.

CUT EXISTING WALKWAY SUPPORTS AT THE BOTTOM OF PROPOSED PANELS.

SEE NCDOT STANDARD SPECIFICATIONS, SECTION 1076–6 FOR REPAIR OF GALVANIZING.

ERECT SIGN PANELS WITH MINIMUM 18′ VERITCAL CLEARANCE.

EXISTING
OVERHEAD ASSEMBLY 'VV'
I-40 EB

TIP NO.	SHEET NO.
U-2524C	SIGN-3U

APPROVED:

DATE: 6-14-2013

SEAL

NORTH CAROLINA PROFESSIONAL SEAL 20675 ENGINEER CHARLES A. JOHNSON III

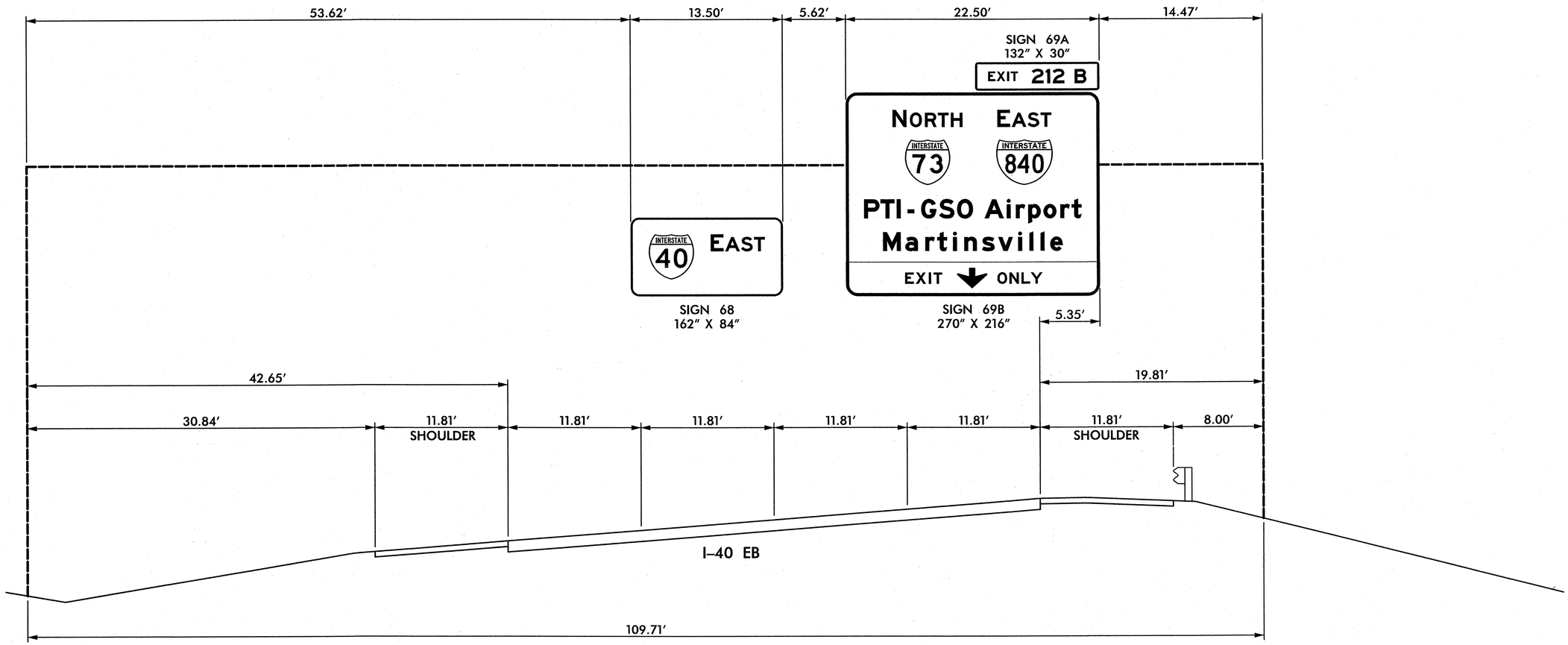

NOTES:

SEE STANDARD 904–3(B)(3) FOR REQUIREMENTS OF NEW STRUCTURAL MEMBERS, MOUNTING HARDWARE FOR NEW SIGNS, SHOP DRAWINGS, BRACING AND ACCESSORY HARDWARE FOR ATTACHMENTS.

CUT EXISTING WALKWAY SUPPORTS AT THE BOTTOM OF PROPOSED PANELS.

SEE NCDOT STANDARD SPECIFICATIONS, SECTION 1076–6 FOR REPAIR OF GALVANIZING.

ERECT SIGN PANELS WITH MINIMUM 18′ VERITCAL CLEARANCE.

EXISTING
OVERHEAD ASSEMBLY 'WW'
I-40 EB

TIP NO.	SHEET NO.
U-2524C	SIGN-3V

APPROVED: [signature]

DATE: 6-3-2013

SEAL

NORTH CAROLINA PROFESSIONAL SEAL 20675 ENGINEER CHARLES A. JOHNSON

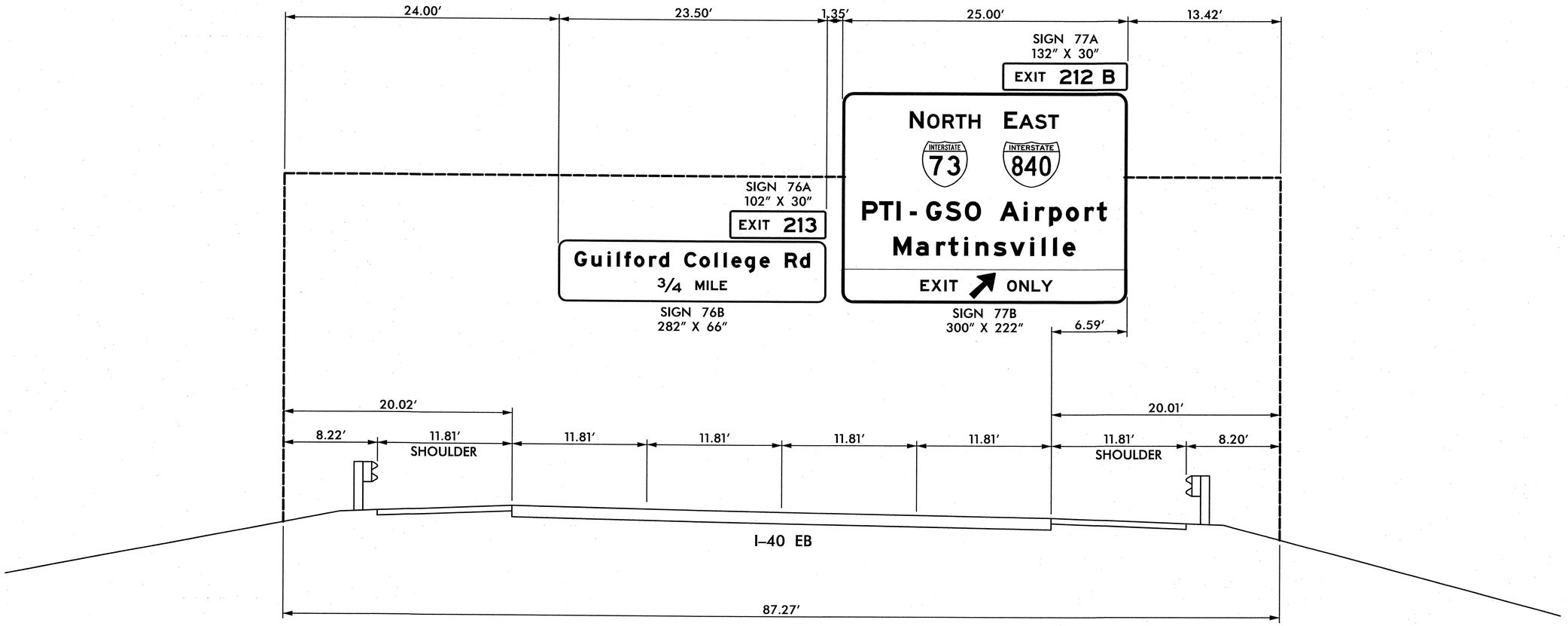

NOTES:

SEE STANDARD 904–3(B)(3) FOR REQUIREMENTS OF NEW STRUCTURAL MEMBERS, MOUNTING HARDWARE FOR NEW SIGNS, SHOP DRAWINGS, BRACING AND ACCESSORY HARDWARE FOR ATTACHMENTS.

CUT EXISTING WALKWAY SUPPORTS AT THE BOTTOM OF PROPOSED PANELS.

SEE NCDOT STANDARD SPECIFICATIONS, SECTION 1076–6 FOR REPAIR OF GALVANIZING.

ERECT SIGN PANELS WITH MINIMUM 18′ VERITCAL CLEARANCE.

EXISTING
OVERHEAD ASSEMBLY 'XX'
I-40 EB

TIP NO.	SHEET NO.
U-2524C	SIGN-3W

APPROVED: _____

DATE: 6-3-2013

SEAL

NORTH CAROLINA PROFESSIONAL SEAL 20675 ENGINEER CHARLES A. JOHNSON III

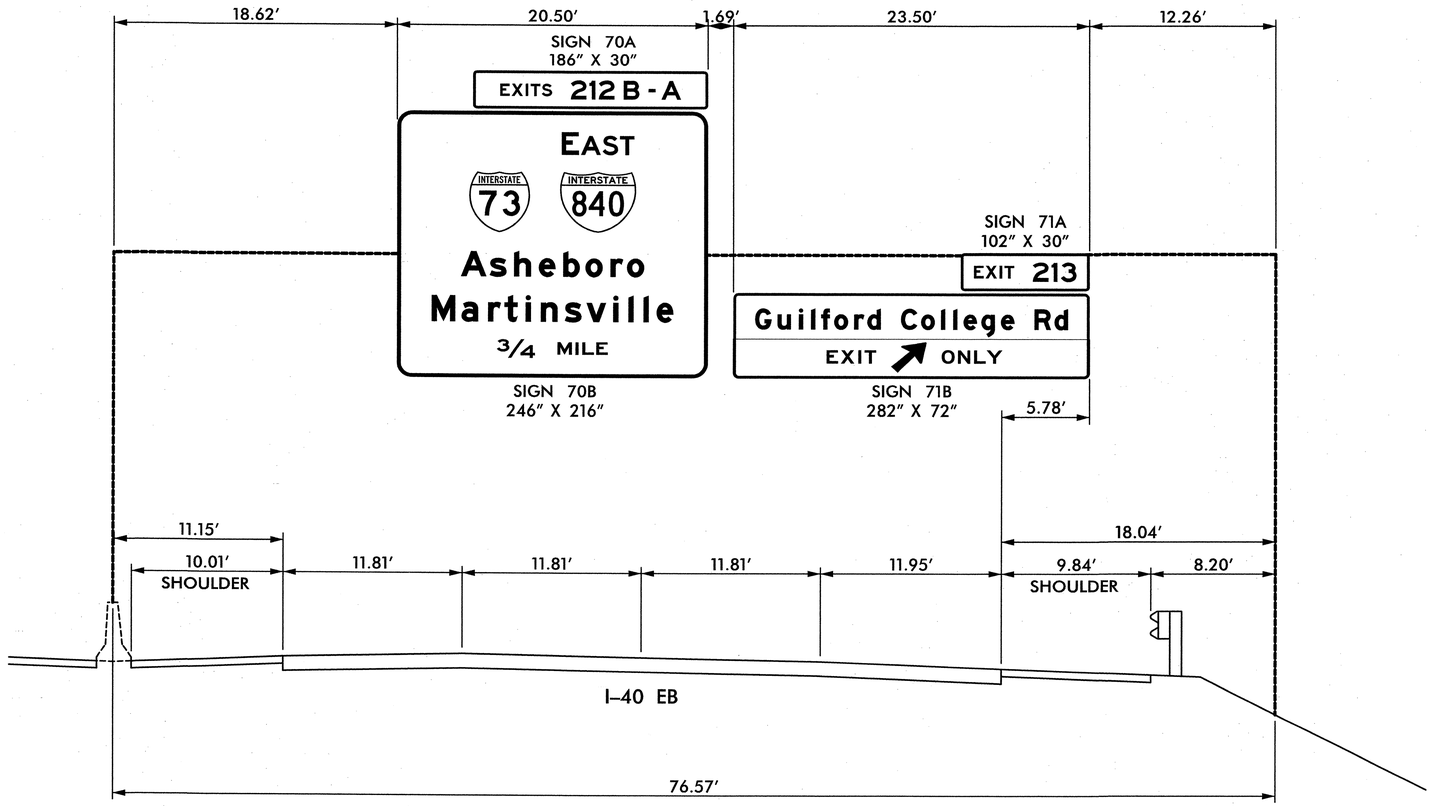

NOTES:

SEE STANDARD 904–3(B)(3) FOR REQUIREMENTS OF NEW STRUCTURAL MEMBERS, MOUNTING HARDWARE FOR NEW SIGNS, SHOP DRAWINGS, BRACING AND ACCESSORY HARDWARE FOR ATTACHMENTS.

CUT EXISTING WALKWAY SUPPORTS AT THE BOTTOM OF PROPOSED PANELS.

SEE NCDOT STANDARD SPECIFICATIONS, SECTION 1076–6 FOR REPAIR OF GALVANIZING.

ERECT SIGN PANELS WITH MINIMUM 18′ VERITCAL CLEARANCE.

EXISTING
OVERHEAD ASSEMBLY 'YY'
I-40 EB

TIP NO.	SHEET NO.
U-2524C	SIGN-3X

APPROVED: _____

DATE: 6-3-2013

SEAL

NORTH CAROLINA PROFESSIONAL SEAL 20675 ENGINEER CHARLES A. JOHNSON III

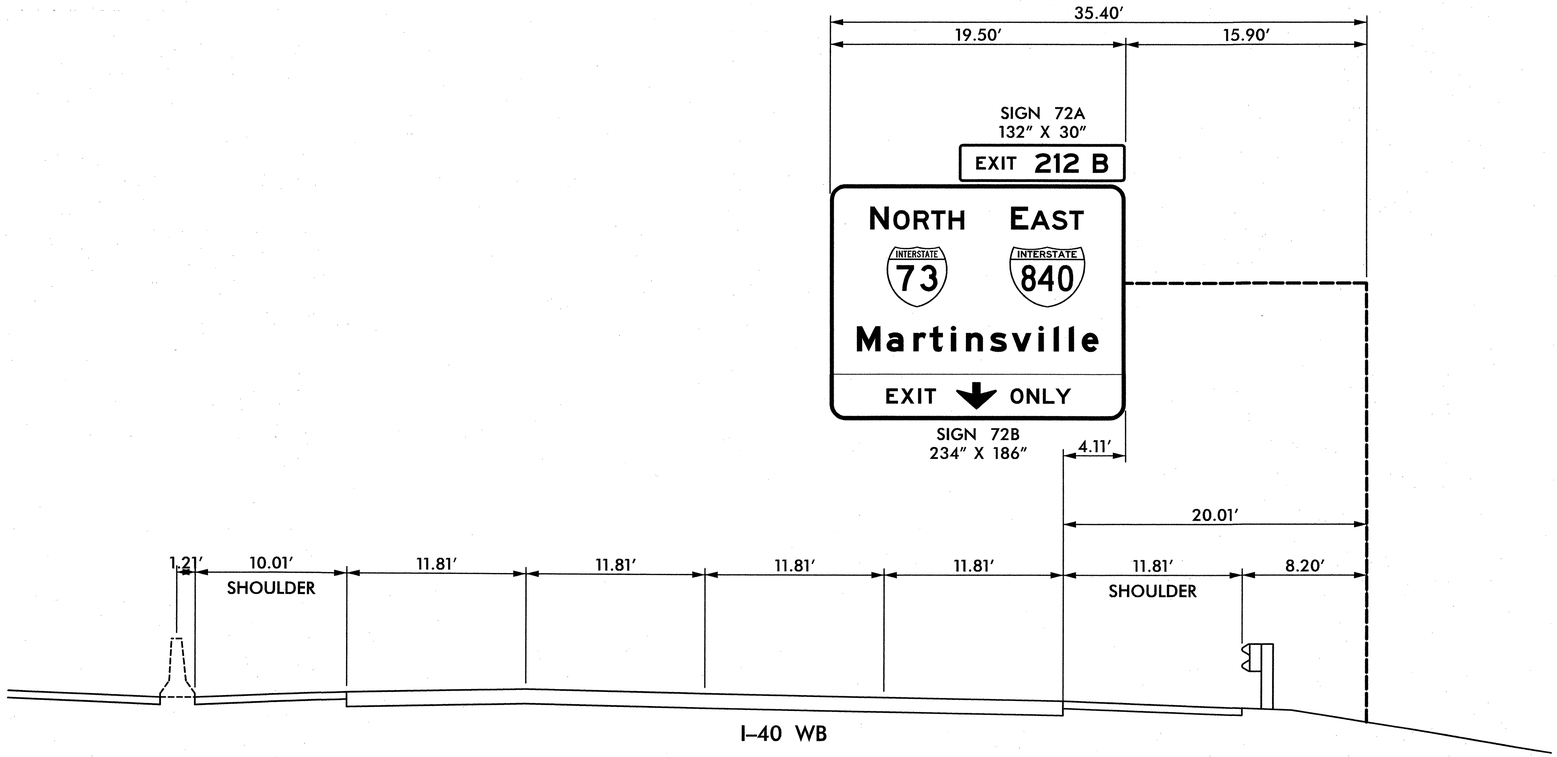

NOTES:

SEE STANDARD 904–3(B)(3) FOR REQUIREMENTS OF NEW STRUCTURAL MEMBERS, MOUNTING HARDWARE FOR NEW SIGNS, SHOP DRAWINGS, BRACING AND ACCESSORY HARDWARE FOR ATTACHMENTS.

CUT EXISTING WALKWAY SUPPORTS AT THE BOTTOM OF PROPOSED PANELS.

SEE NCDOT STANDARD SPECIFICATIONS, SECTION 1076–6 FOR REPAIR OF GALVANIZING.

ERECT SIGN PANELS WITH MINIMUM 18′ VERITCAL CLEARANCE.

EXISTING
OVERHEAD ASSEMBLY 'ZZ'
I-40 WB

TIP NO.	SHEET NO.
U-2524C	SIGN-3Y

APPROVED: _____

DATE: 6-3-2013

SEAL

NORTH CAROLINA PROFESSIONAL SEAL 20675 ENGINEER CHARLES A. JOHNSON III

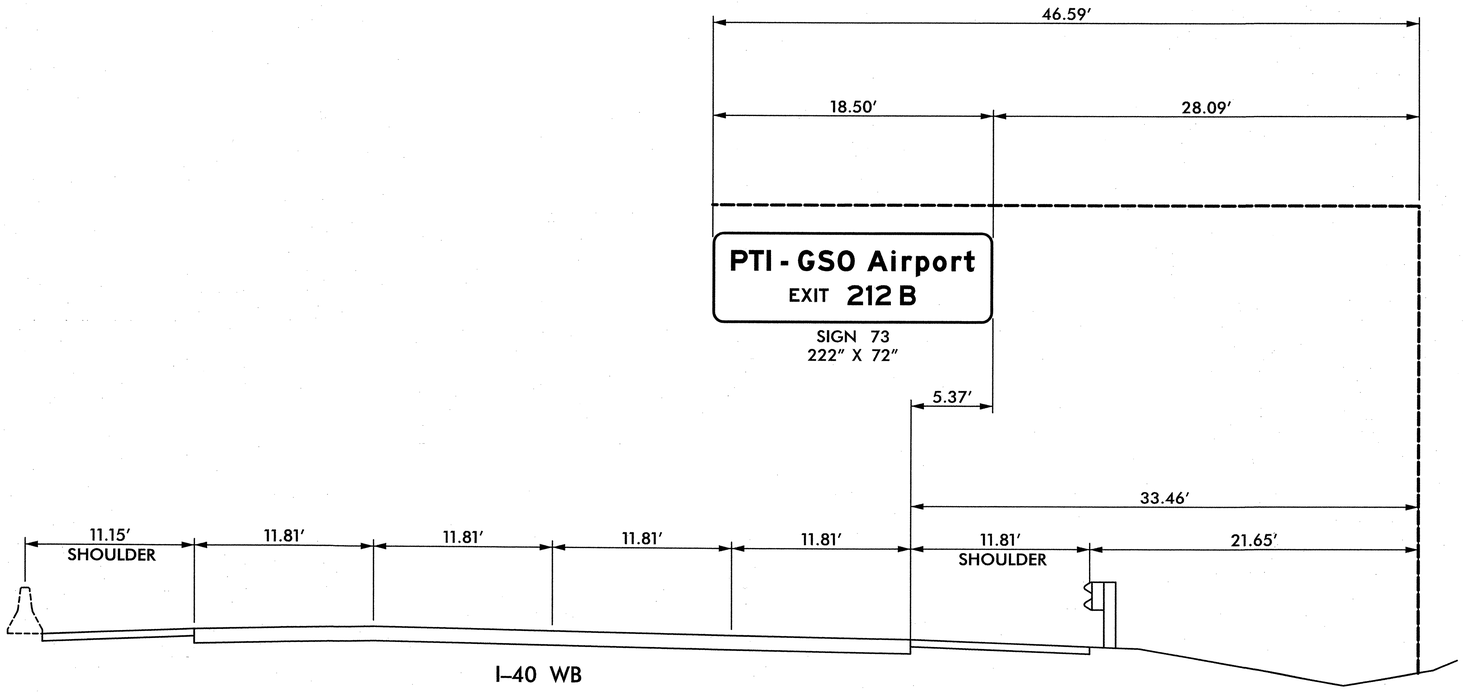

NOTES:

SEE STANDARD 904–3(B)(3) FOR REQUIREMENTS OF NEW STRUCTURAL MEMBERS, MOUNTING HARDWARE FOR NEW SIGNS, SHOP DRAWINGS, BRACING AND ACCESSORY HARDWARE FOR ATTACHMENTS.

CUT EXISTING WALKWAY SUPPORTS AT THE BOTTOM OF PROPOSED PANELS.

SEE NCDOT STANDARD SPECIFICATIONS, SECTION 1076–6 FOR REPAIR OF GALVANIZING.

ERECT SIGN PANELS WITH MINIMUM 18′ VERITCAL CLEARANCE.

EXISTING
OVERHEAD ASSEMBLY 'AAA'
I-40 WB

TIP NO.	SHEET NO.
U-2524C	SIGN-3Z

APPROVED:

DATE: 6-3-2013

SEAL

NORTH CAROLINA PROFESSIONAL SEAL 20675 ENGINEER CHARLES A. JOHNSON III

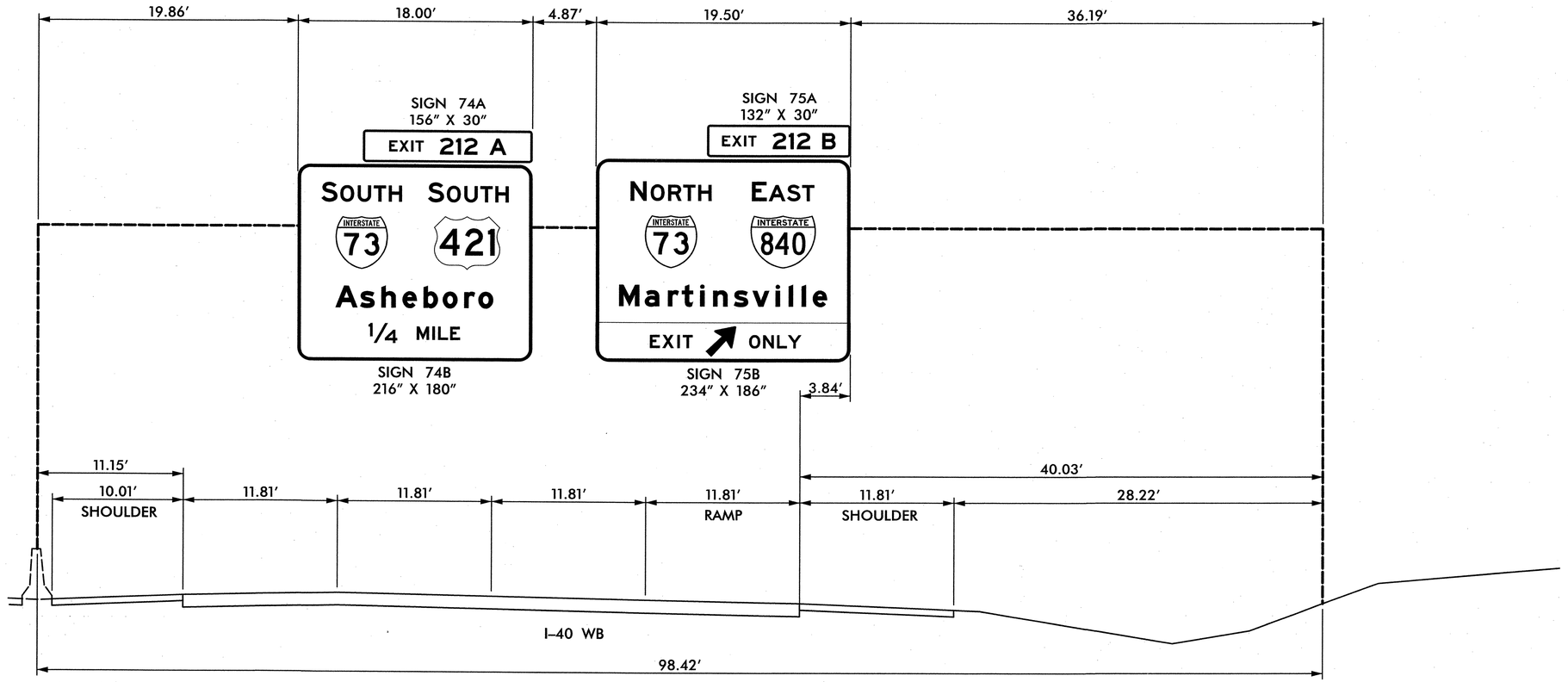

NOTES:

SEE STANDARD 904-3(B)(3) FOR REQUIREMENTS OF NEW STRUCTURAL MEMBERS, MOUNTING HARDWARE FOR NEW SIGNS, SHOP DRAWINGS, BRACING AND ACCESSORY HARDWARE FOR ATTACHMENTS.

CUT EXISTING WALKWAY SUPPORTS AT THE BOTTOM OF PROPOSED PANELS.

SEE NCDOT STANDARD SPECIFICATIONS, SECTION 1076-6 FOR REPAIR OF GALVANIZING.

ERECT SIGN PANELS WITH MINIMUM 18′ VERITCAL CLEARANCE.

EXISTING
OVERHEAD ASSEMBLY 'BBB'
I-40 WB

TIP NO.	SHEET NO.
U-2524C	SIGN-3AA

APPROVED: _____

DATE: 6-3-2013

SEAL

NORTH CAROLINA PROFESSIONAL SEAL 20675 ENGINEER CHARLES A. JOHNSON III

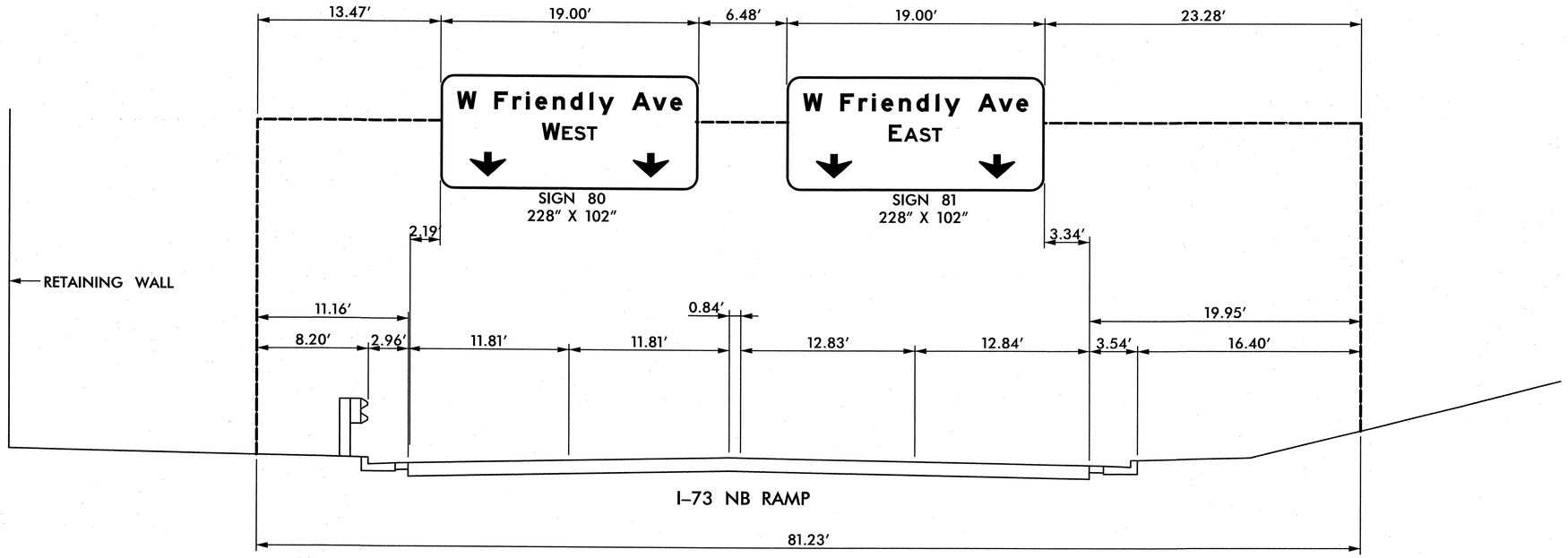

NOTES:

SEE STANDARD 904-3(B)(3) FOR REQUIREMENTS OF NEW STRUCTURAL MEMBERS, MOUNTING HARDWARE FOR NEW SIGNS, SHOP DRAWINGS, BRACING AND ACCESSORY HARDWARE FOR ATTACHMENTS.

CUT EXISTING WALKWAY SUPPORTS AT THE BOTTOM OF PROPOSED PANELS.

SEE NCDOT STANDARD SPECIFICATIONS, SECTION 1076-6 FOR REPAIR OF GALVANIZING.

ERECT SIGN PANELS WITH MINIMUM 18′ VERITCAL CLEARANCE.

EXISTING
OVERHEAD ASSEMBLY 'CCC'
I-73 NB RAMP AT W FRIENDLY AVE

TIP NO.	SHEET NO.
U-2524C	SIGN-3BB

APPROVED:

DATE: 6-3-2013

SEAL

NORTH CAROLINA PROFESSIONAL SEAL 20675 ENGINEER CHARLES A. JOHNSON III

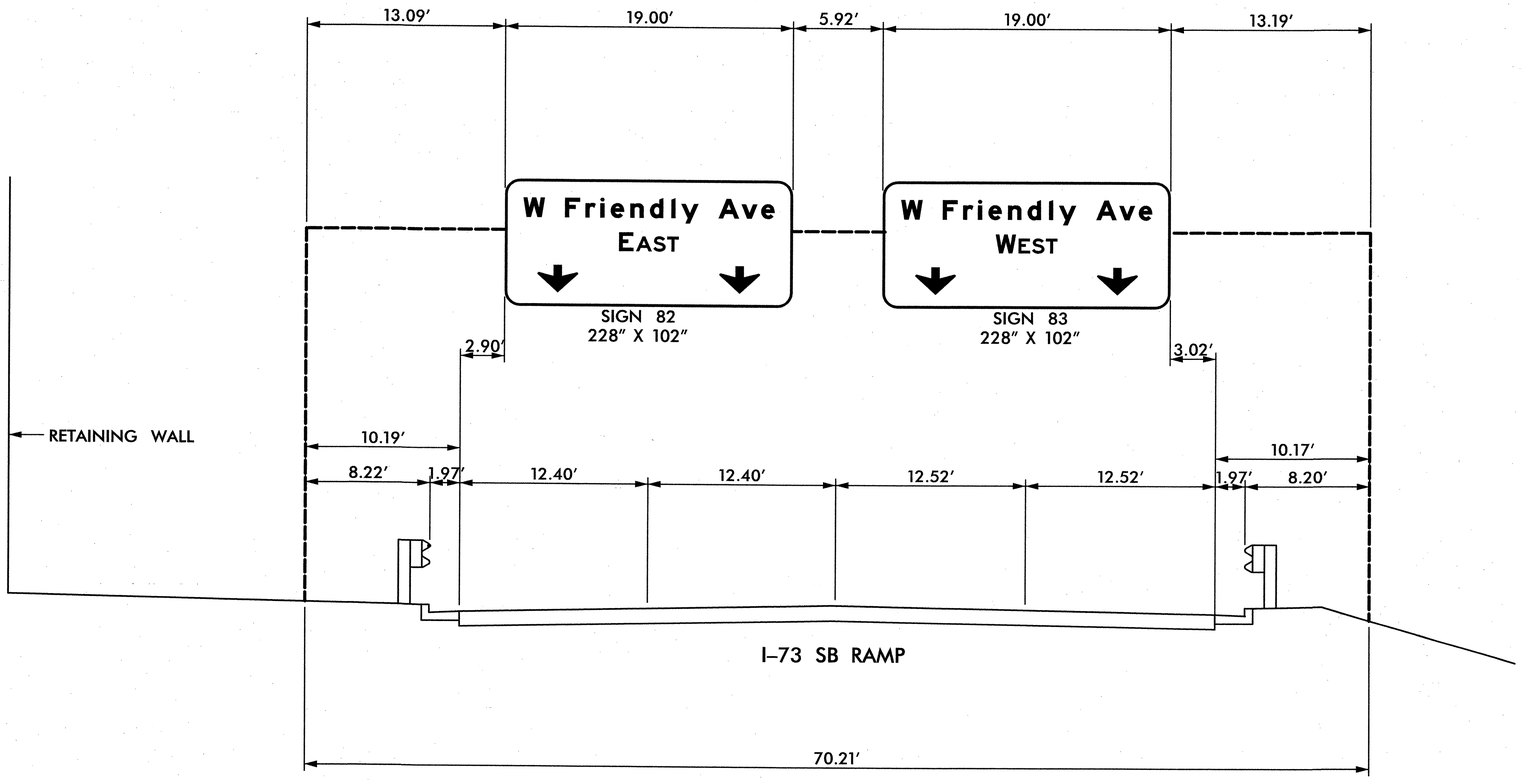

NOTES:

SEE STANDARD 904–3(B)(3) FOR REQUIREMENTS OF NEW STRUCTURAL MEMBERS, MOUNTING HARDWARE FOR NEW SIGNS, SHOP DRAWINGS, BRACING AND ACCESSORY HARDWARE FOR ATTACHMENTS.

CUT EXISTING WALKWAY SUPPORTS AT THE BOTTOM OF PROPOSED PANELS.

SEE NCDOT STANDARD SPECIFICATIONS, SECTION 1076–6 FOR REPAIR OF GALVANIZING.

ERECT SIGN PANELS WITH MINIMUM 18′ VERITCAL CLEARANCE.

EXISTING
OVERHEAD ASSEMBLY 'DDD'
I-73 SB RAMP AT W FRIENDLY AVE

TIP NO.	SHEET NO.
U-2524C	SIGN-3CC

APPROVED: _____

DATE: 6-3-2013

SEAL

NORTH CAROLINA PROFESSIONAL SEAL 20675 ENGINEER CHARLES A. JOHNSON III

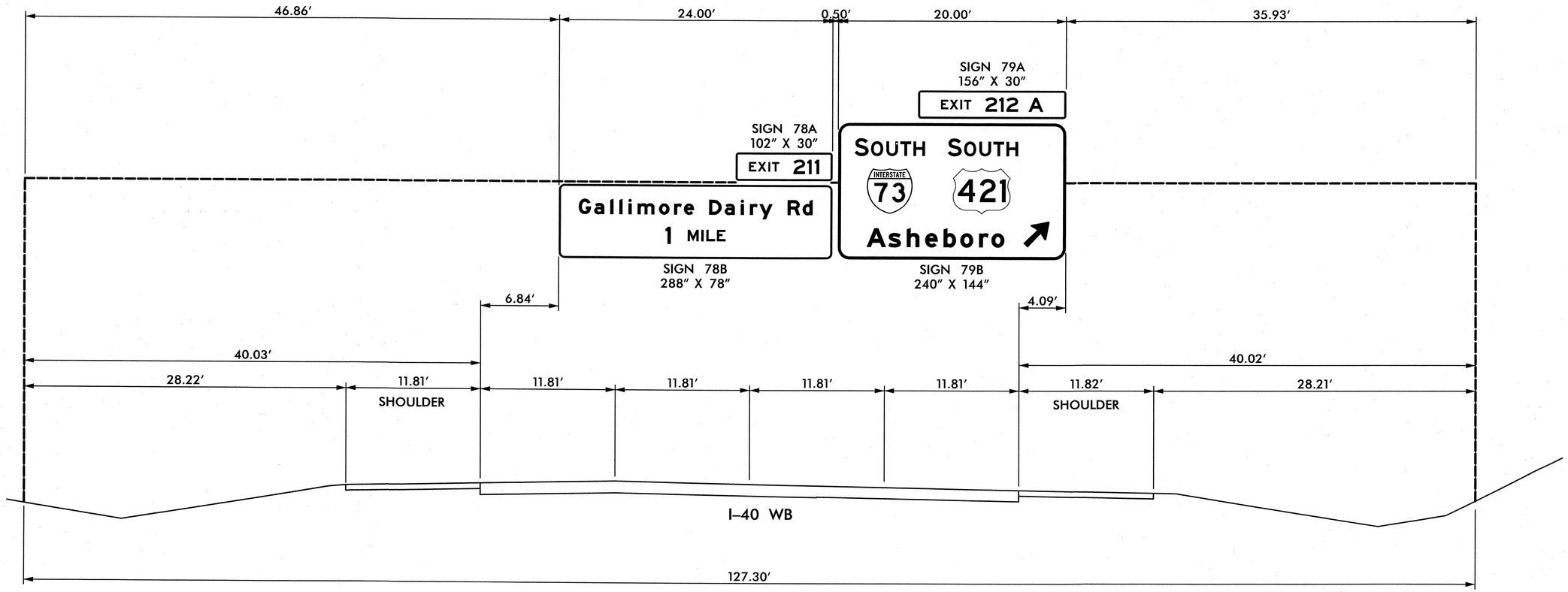

NOTES:

SEE STANDARD 904–3(B)(3) FOR REQUIREMENTS OF NEW STRUCTURAL MEMBERS, MOUNTING HARDWARE FOR NEW SIGNS, SHOP DRAWINGS, BRACING AND ACCESSORY HARDWARE FOR ATTACHMENTS.

CUT EXISTING WALKWAY SUPPORTS AT THE BOTTOM OF PROPOSED PANELS.

SEE NCDOT STANDARD SPECIFICATIONS, SECTION 1076–6 FOR REPAIR OF GALVANIZING.

ERECT SIGN PANELS WITH MINIMUM 18′ VERITCAL CLEARANCE.

EXISTING
OVERHEAD ASSEMBLY 'EEE'
I-40 WB

TIP NO.	SHEET NO.
U-2524C	SIGN-3DD

APPROVED: _____

DATE: 7-16-2013

SEAL

NORTH CAROLINA PROFESSIONAL SEAL 20675 ENGINEER CHARLES A. JOHNSON III

EXISTING WIND LOAD AREA
FROM PROJECT U-2524AB REV 02/2007
639" X 303"

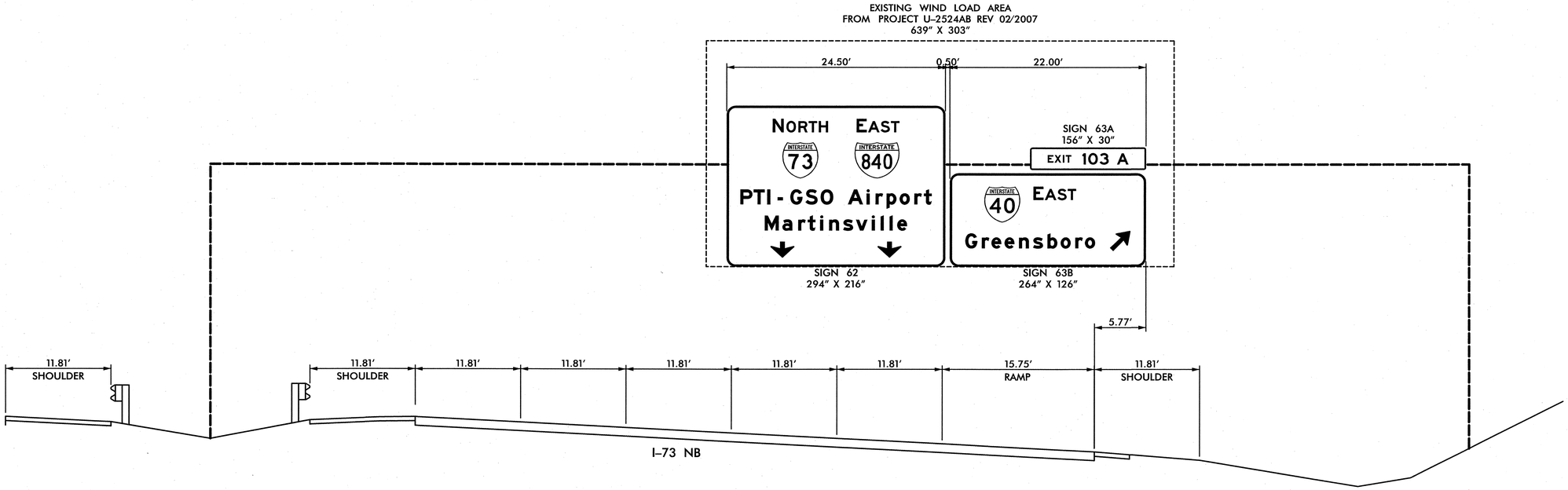

NOTES:

SEE STANDARD 904-3(B)(3) FOR REQUIREMENTS OF NEW STRUCTURAL MEMBERS, MOUNTING HARDWARE FOR NEW SIGNS, SHOP DRAWINGS, BRACING AND ACCESSORY HARDWARE FOR ATTACHMENTS.

CUT EXISTING WALKWAY SUPPORTS AT THE BOTTOM OF PROPOSED PANELS.

SEE NCDOT STANDARD SPECIFICATIONS, SECTION 1076-6 FOR REPAIR OF GALVANIZING.

ERECT SIGN PANELS WITH MINIMUM 18' VERITCAL CLEARANCE.

EXISTING OVERHEAD ASSEMBLY 'FFF' I-73 NB

TIP NO.	SHEET NO.
U-2524C	SIGN-3EE

APPROVED:

DATE: 6-3-2013

SEAL

NORTH CAROLINA PROFESSIONAL SEAL 20675 ENGINEER CHARLES A. JOHNSON III

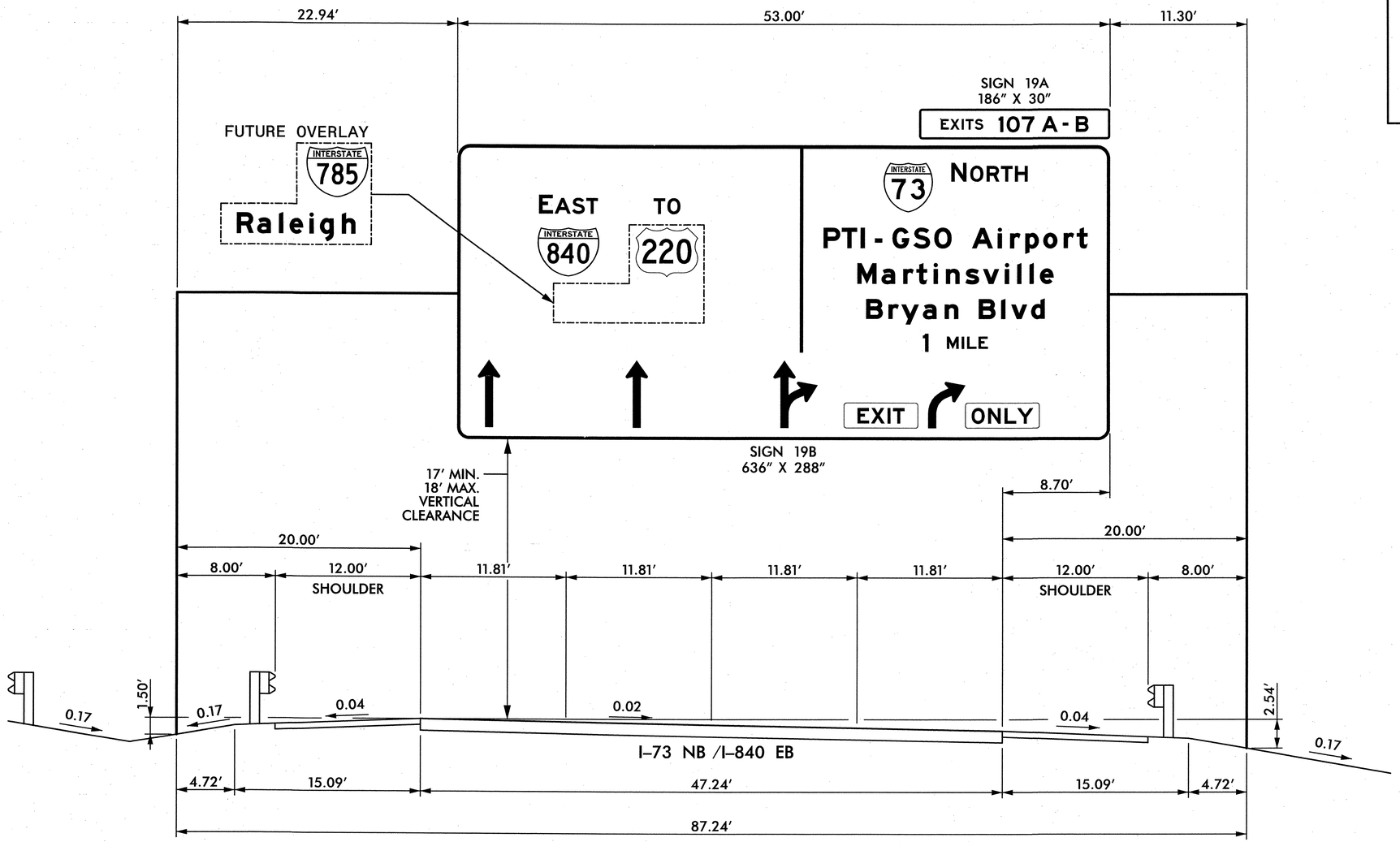

NOTES:

1. IF THE CONTRACTOR BIDS ALUMINUM SIGN STRUCTURE, EACH SHALL BE PROVIDED WITH AN APPROVED HIGHWAY TRUSS DAMPER DEVICE IN ACCORDANCE WITH AASHTO SPECIFICATIONS.
2. MOUNT SIGNS VERTICALLY CENTERED ON HORIZONTAL MEMBER OF STRUCTURE.
3. FIELD VERIFICATION SHALL BE REQUIRED FOR ALL FOOTING ELEVATIONS, PER THE LATEST NCDOT STANDARD SPECIFICATIONS FOR ROADS AND STRUCTURES. PROVIDE FIELD VERIFICATION TO THE SIGNING SECTION.
4. THE TOP OF THE FOOTING SHALL EXTEND AT LEAST 6 INCHES AND NOT MORE THAN 24 INCHES ABOVE THE HIGHEST POINT OF THE GROUND SURFACE AT THE FOOTING.
5. SIGN HANGERS AND ATTACHMENT HARDWARE SHALL BE PROVIDED AND INSTALLED ON THE ASSEMBLY TO ACCOMMODATE ALL SIGNS SHOWN IN THIS PLAN SHEET.
6. DESIGN AND CONSTRUCTION REQUIREMENTS FOR SIGN STRUCTURES SHALL ACCOMMODATE WIND VELOCITY OF 90 M.P.H.

OVERHEAD ASSEMBLY 'A'
I-73 NB / I-840 EB
50′ SOUTH OF
EXISTING STRUCTURE

TIP NO.	SHEET NO.
U-2524C	SIGN-3FF

APPROVED: _____

DATE: 6-3-2013

SEAL

NORTH CAROLINA PROFESSIONAL SEAL 20675 ENGINEER CHARLES A. JOHNSON III

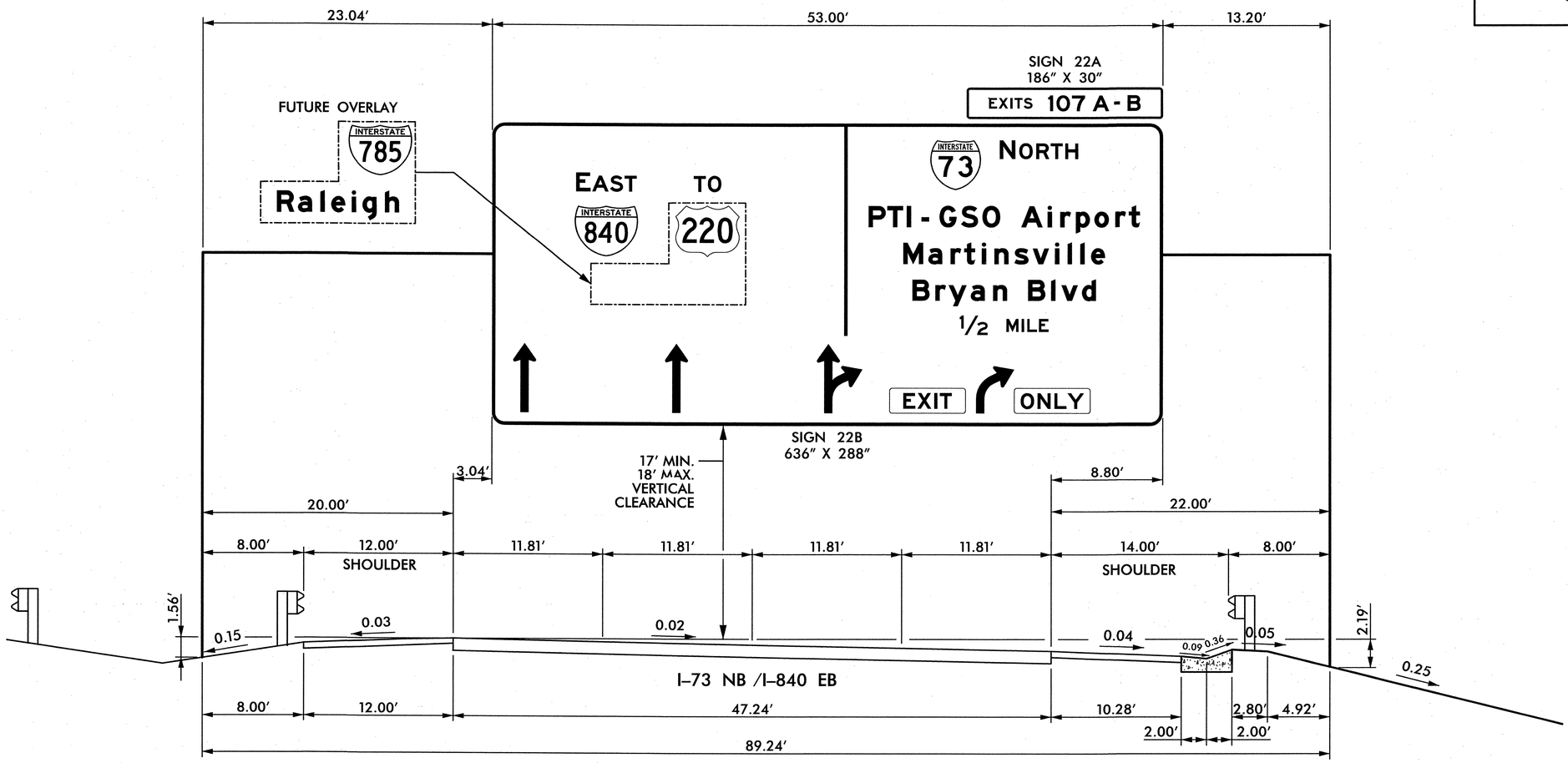

NOTES:

1. IF THE CONTRACTOR BIDS ALUMINUM SIGN STRUCTURE, EACH SHALL BE PROVIDED WITH AN APPROVED HIGHWAY TRUSS DAMPER DEVICE IN ACCORDANCE WITH AASHTO SPECIFICATIONS.
2. MOUNT SIGNS VERTICALLY CENTERED ON HORIZONTAL MEMBER OF STRUCTURE.
3. FIELD VERIFICATION SHALL BE REQUIRED FOR ALL FOOTING ELEVATIONS, PER THE LATEST NCDOT STANDARD SPECIFICATIONS FOR ROADS AND STRUCTURES. PROVIDE FIELD VERIFICATION TO THE SIGNING SECTION.
4. THE TOP OF THE FOOTING SHALL EXTEND AT LEAST 6 INCHES AND NOT MORE THAN 24 INCHES ABOVE THE HIGHEST POINT OF THE GROUND SURFACE AT THE FOOTING.
5. SIGN HANGERS AND ATTACHMENT HARDWARE SHALL BE PROVIDED AND INSTALLED ON THE ASSEMBLY TO ACCOMMODATE ALL SIGNS SHOWN IN THIS PLAN SHEET.
6. DESIGN AND CONSTRUCTION REQUIREMENTS FOR SIGN STRUCTURES SHALL ACCOMMODATE WIND VELOCITY OF 90 M.P.H.

OVERHEAD ASSEMBLY 'B'
STA. 184+50 -L-

TIP NO.	SHEET NO.
U-2524C	SIGN-3GG

APPROVED: [signature]

DATE: 6-3-2013

SEAL

NORTH CAROLINA PROFESSIONAL SEAL 20675 ENGINEER CHARLES A. JOHNSON III

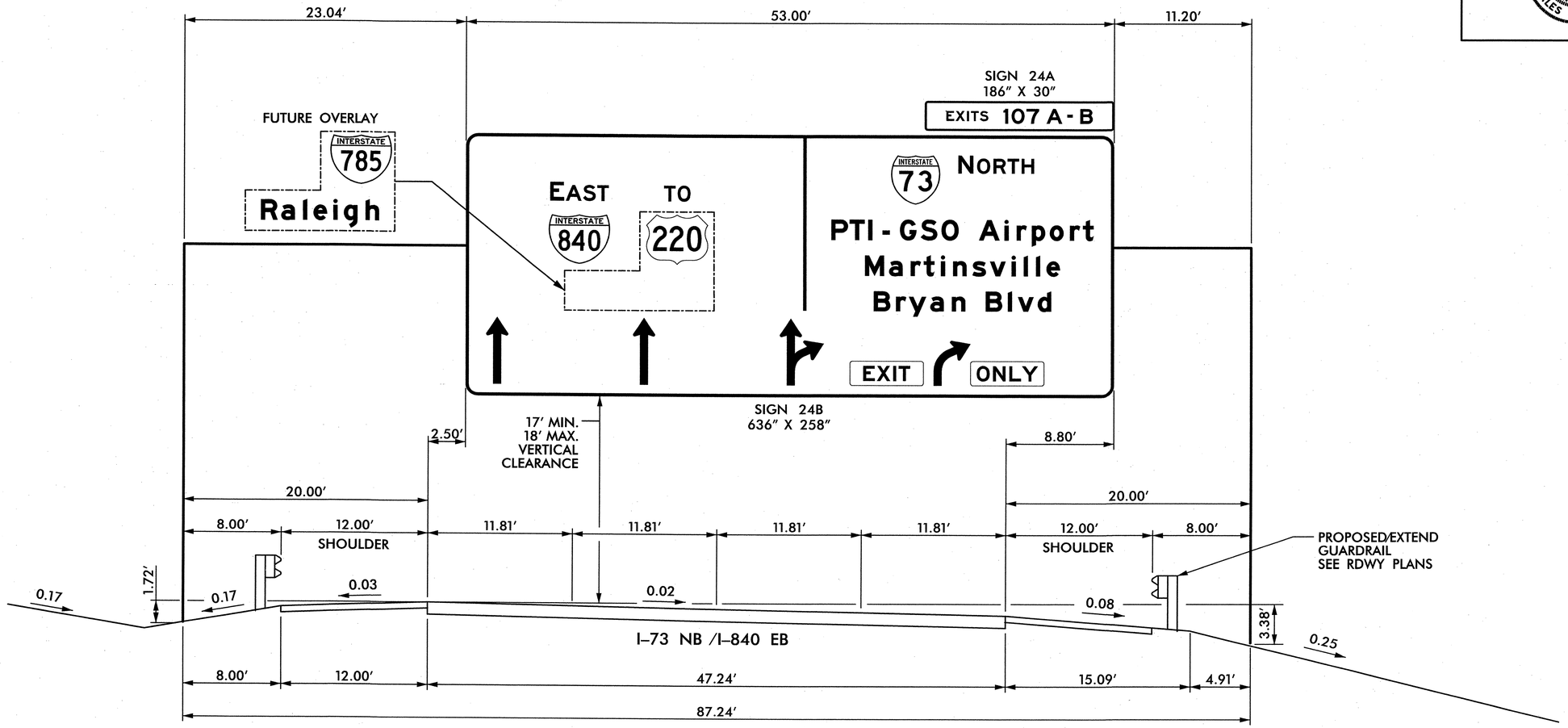

NOTES:

1. IF THE CONTRACTOR BIDS ALUMINUM SIGN STRUCTURE, EACH SHALL BE PROVIDED WITH AN APPROVED HIGHWAY TRUSS DAMPER DEVICE IN ACCORDANCE WITH AASHTO SPECIFICATIONS.
2. MOUNT SIGNS VERTICALLY CENTERED ON HORIZONTAL MEMBER OF STRUCTURE.
3. FIELD VERIFICATION SHALL BE REQUIRED FOR ALL FOOTING ELEVATIONS, PER THE LATEST NCDOT STANDARD SPECIFICATIONS FOR ROADS AND STRUCTURES. PROVIDE FIELD VERIFICATION TO THE SIGNING SECTION.
4. THE TOP OF THE FOOTING SHALL EXTEND AT LEAST 6 INCHES AND NOT MORE THAN 24 INCHES ABOVE THE HIGHEST POINT OF THE GROUND SURFACE AT THE FOOTING.
5. SIGN HANGERS AND ATTACHMENT HARDWARE SHALL BE PROVIDED AND INSTALLED ON THE ASSEMBLY TO ACCOMMODATE ALL SIGNS SHOWN IN THIS PLAN SHEET.
6. DESIGN AND CONSTRUCTION REQUIREMENTS FOR SIGN STRUCTURES SHALL ACCOMMODATE WIND VELOCITY OF 90 M.P.H.

OVERHEAD ASSEMBLY 'C'
STA. 212+00 -L-

TIP NO.	SHEET NO.
U-2524Q	SIGN-3HH

APPROVED: Charles A. Johnson, III

DATE: 6-3-2013

SEAL

NORTH CAROLINA PROFESSIONAL SEAL 20675 ENGINEER CHARLES A. JOHNSON III

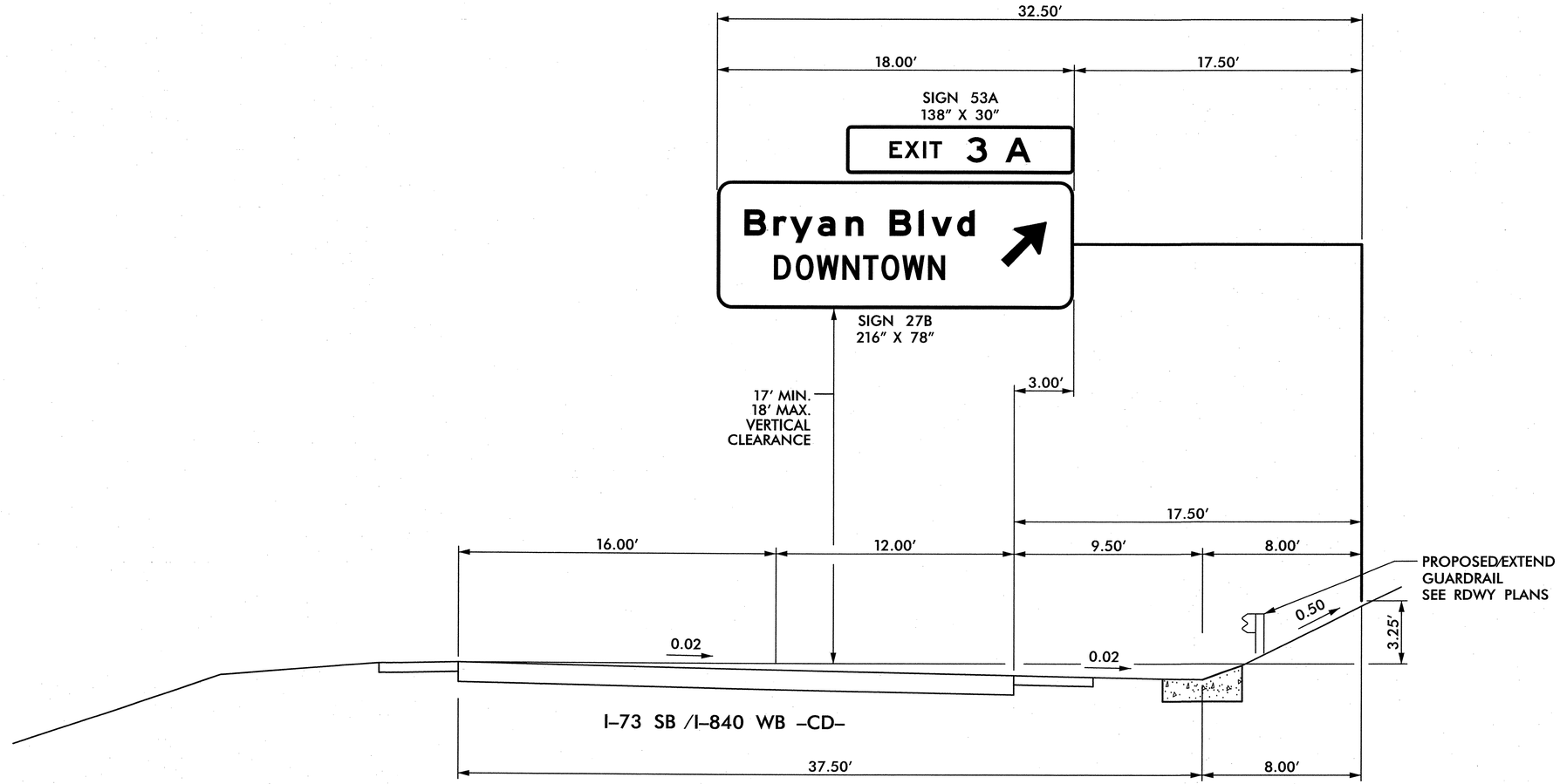

NOTES:

1. IF THE CONTRACTOR BIDS ALUMINUM SIGN STRUCTURE, EACH SHALL BE PROVIDED WITH AN APPROVED HIGHWAY TRUSS DAMPER DEVICE IN ACCORDANCE WITH AASHTO SPECIFICATIONS.
2. MOUNT SIGNS VERTICALLY CENTERED ON HORIZONTAL MEMBER OF STRUCTURE.
3. FIELD VERIFICATION SHALL BE REQUIRED FOR ALL FOOTING ELEVATIONS, PER THE LATEST NCDOT STANDARD SPECIFICATIONS FOR ROADS AND STRUCTURES. PROVIDE FIELD VERIFICATION TO THE SIGNING SECTION.
4. THE TOP OF THE FOOTING SHALL EXTEND AT LEAST 6 INCHES AND NOT MORE THAN 24 INCHES ABOVE THE HIGHEST POINT OF THE GROUND SURFACE AT THE FOOTING.
5. SIGN HANGERS AND ATTACHMENT HARDWARE SHALL BE PROVIDED AND INSTALLED ON THE ASSEMBLY TO ACCOMMODATE ALL SIGNS SHOWN IN THIS PLAN SHEET.
6. DESIGN AND CONSTRUCTION REQUIREMENTS FOR SIGN STRUCTURES SHALL ACCOMMODATE WIND VELOCITY OF 90 M.P.H.

OVERHEAD ASSEMBLY 'D'
STA. 64+75 -CD-

TIP NO.	SHEET NO.
U-2524C	SIGN-3II

APPROVED: Charles A. Johnson III

DATE: 6-3-2013

SEAL

NORTH CAROLINA PROFESSIONAL SEAL 20675 ENGINEER CHARLES A. JOHNSON III

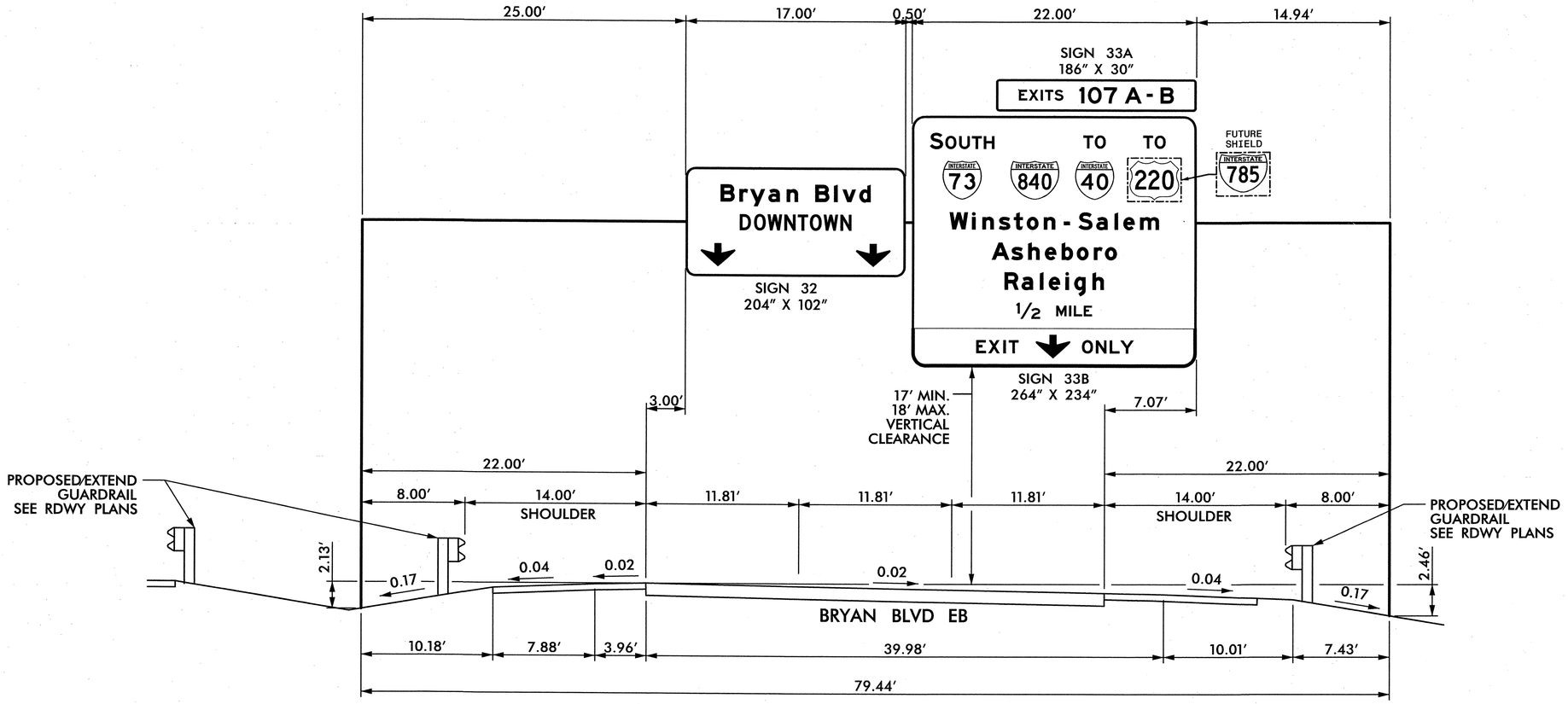

NOTES:

1. IF THE CONTRACTOR BIDS ALUMINUM SIGN STRUCTURE, EACH SHALL BE PROVIDED WITH AN APPROVED HIGHWAY TRUSS DAMPER DEVICE IN ACCORDANCE WITH AASHTO SPECIFICATIONS.
2. MOUNT SIGNS VERTICALLY CENTERED ON HORIZONTAL MEMBER OF STRUCTURE.
3. FIELD VERIFICATION SHALL BE REQUIRED FOR ALL FOOTING ELEVATIONS, PER THE LATEST NCDOT STANDARD SPECIFICATIONS FOR ROADS AND STRUCTURES. PROVIDE FIELD VERIFICATION TO THE SIGNING SECTION.
4. THE TOP OF THE FOOTING SHALL EXTEND AT LEAST 6 INCHES AND NOT MORE THAN 24 INCHES ABOVE THE HIGHEST POINT OF THE GROUND SURFACE AT THE FOOTING.
5. SIGN HANGERS AND ATTACHMENT HARDWARE SHALL BE PROVIDED AND INSTALLED ON THE ASSEMBLY TO ACCOMMODATE ALL SIGNS SHOWN IN THIS PLAN SHEET.
6. DESIGN AND CONSTRUCTION REQUIREMENTS FOR SIGN STRUCTURES SHALL ACCOMMODATE WIND VELOCITY OF 90 M.P.H.

OVERHEAD ASSEMBLY 'E'
STA. 42+75 -Y7BB-

TIP NO.	SHEET NO.
U-2524C	SIGN-3JJ

APPROVED:

DATE: 6-3-2013

SEAL

NORTH CAROLINA PROFESSIONAL SEAL 20675 ENGINEER CHARLES A. JOHNSON III

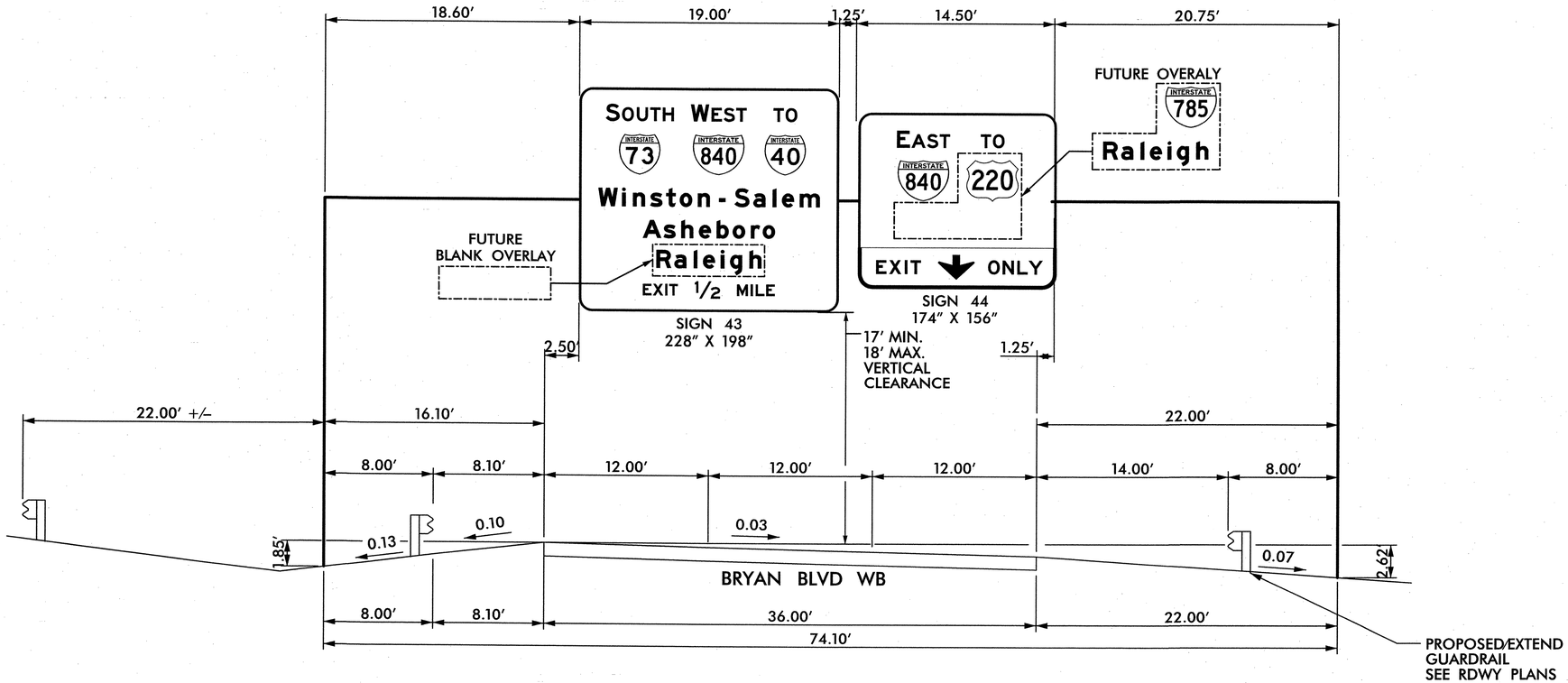

NOTES:

1. IF THE CONTRACTOR BIDS ALUMINUM SIGN STRUCTURE, EACH SHALL BE PROVIDED WITH AN APPROVED HIGHWAY TRUSS DAMPER DEVICE IN ACCORDANCE WITH AASHTO SPECIFICATIONS.
2. MOUNT SIGNS VERTICALLY CENTERED ON HORIZONTAL MEMBER OF STRUCTURE.
3. FIELD VERIFICATION SHALL BE REQUIRED FOR ALL FOOTING ELEVATIONS, PER THE LATEST NCDOT STANDARD SPECIFICATIONS FOR ROADS AND STRUCTURES. PROVIDE FIELD VERIFICATION TO THE SIGNING SECTION.
4. THE TOP OF THE FOOTING SHALL EXTEND AT LEAST 6 INCHES AND NOT MORE THAN 24 INCHES ABOVE THE HIGHEST POINT OF THE GROUND SURFACE AT THE FOOTING.
5. SIGN HANGERS AND ATTACHMENT HARDWARE SHALL BE PROVIDED AND INSTALLED ON THE ASSEMBLY TO ACCOMMODATE ALL SIGNS SHOWN IN THIS PLAN SHEET.
6. DESIGN AND CONSTRUCTION REQUIREMENTS FOR SIGN STRUCTURES SHALL ACCOMMODATE WIND VELOCITY OF 90 M.P.H.

OVERHEAD ASSEMBLY 'F'
1340′ EAST OF EXISTING
OVERHEAD ASSEMBLY 'SS'

TIP NO.	SHEET NO.
U-2524C	SIGN-3KK

APPROVED: _____

DATE: 6-3-2013

SEAL

NORTH CAROLINA PROFESSIONAL SEAL 20675 ENGINEER CHARLES A. JOHNSON III

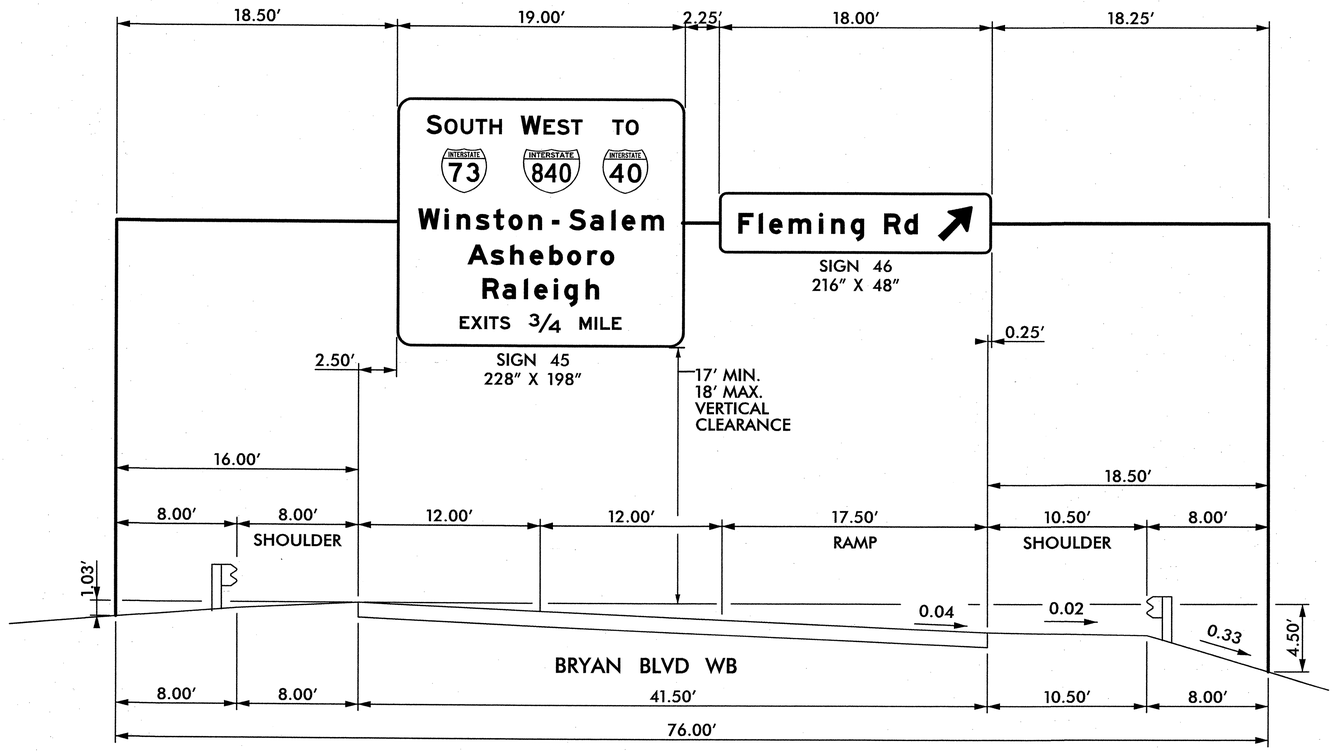

NOTES:

1. IF THE CONTRACTOR BIDS ALUMINUM SIGN STRUCTURE, EACH SHALL BE PROVIDED WITH AN APPROVED HIGHWAY TRUSS DAMPER DEVICE IN ACCORDANCE WITH AASHTO SPECIFICATIONS.
2. MOUNT SIGNS VERTICALLY CENTERED ON HORIZONTAL MEMBER OF STRUCTURE.
3. FIELD VERIFICATION SHALL BE REQUIRED FOR ALL FOOTING ELEVATIONS, PER THE LATEST NCDOT STANDARD SPECIFICATIONS FOR ROADS AND STRUCTURES. PROVIDE FIELD VERIFICATION TO THE SIGNING SECTION.
4. THE TOP OF THE FOOTING SHALL EXTEND AT LEAST 6 INCHES AND NOT MORE THAN 24 INCHES ABOVE THE HIGHEST POINT OF THE GROUND SURFACE AT THE FOOTING.
5. SIGN HANGERS AND ATTACHMENT HARDWARE SHALL BE PROVIDED AND INSTALLED ON THE ASSEMBLY TO ACCOMMODATE ALL SIGNS SHOWN IN THIS PLAN SHEET.
6. DESIGN AND CONSTRUCTION REQUIREMENTS FOR SIGN STRUCTURES SHALL ACCOMMODATE WIND VELOCITY OF 90 M.P.H.

OVERHEAD ASSEMBLY 'G'
3320′ EAST OF
OVERHEAD ASSEMBLY 'F'

TIP NO.	SHEET NO.
U-2524C	SIGN-3LL

APPROVED:

DATE: 6-3-2013

SEAL

NORTH CAROLINA PROFESSIONAL SEAL 20675 ENGINEER CHARLES A. JOHNSON III

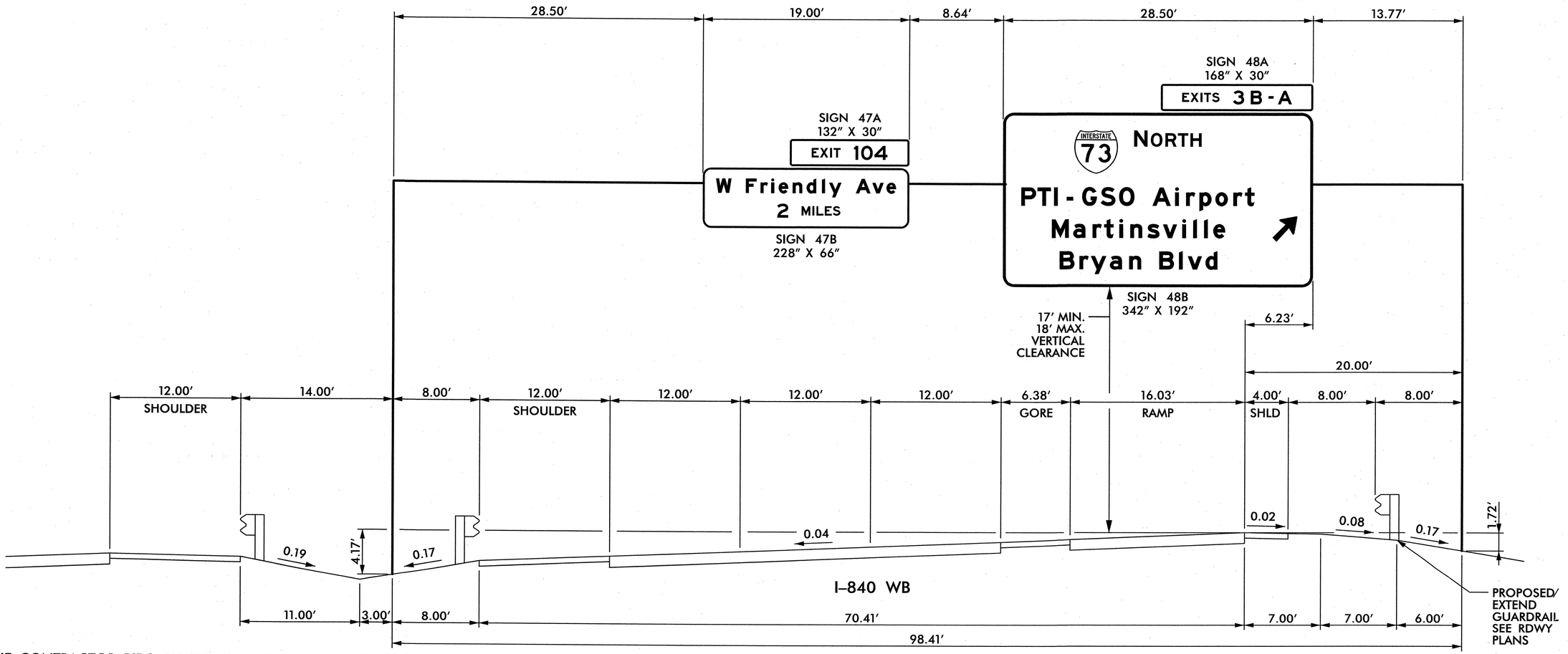

NOTES:

1. IF THE CONTRACTOR BIDS ALUMINUM SIGN STRUCTURE, EACH SHALL BE PROVIDED WITH AN APPROVED HIGHWAY TRUSS DAMPER DEVICE IN ACCORDANCE WITH AASHTO SPECIFICATIONS.
2. MOUNT SIGNS VERTICALLY CENTERED ON HORIZONTAL MEMBER OF STRUCTURE.
3. FIELD VERIFICATION SHALL BE REQUIRED FOR ALL FOOTING ELEVATIONS, PER THE LATEST NCDOT STANDARD SPECIFICATIONS FOR ROADS AND STRUCTURES. PROVIDE FIELD VERIFICATION TO THE SIGNING SECTION.
4. THE TOP OF THE FOOTING SHALL EXTEND AT LEAST 6 INCHES AND NOT MORE THAN 24 INCHES ABOVE THE HIGHEST POINT OF THE GROUND SURFACE AT THE FOOTING.
5. SIGN HANGERS AND ATTACHMENT HARDWARE SHALL BE PROVIDED AND INSTALLED ON THE ASSEMBLY TO ACCOMMODATE ALL SIGNS SHOWN IN THIS PLAN SHEET.
6. DESIGN AND CONSTRUCTION REQUIREMENTS FOR SIGN STRUCTURES SHALL ACCOMMODATE WIND VELOCITY OF 90 M.P.H.

OVERHEAD ASSEMBLY 'H'
STA. 268+50 -L-

TIP NO.	SHEET NO.
U-2524G	SIGN-3MM

APPROVED: _____

DATE: 6-3-2013

SEAL

NORTH CAROLINA PROFESSIONAL SEAL 20675 ENGINEER CHARLES A. JOHNSON III

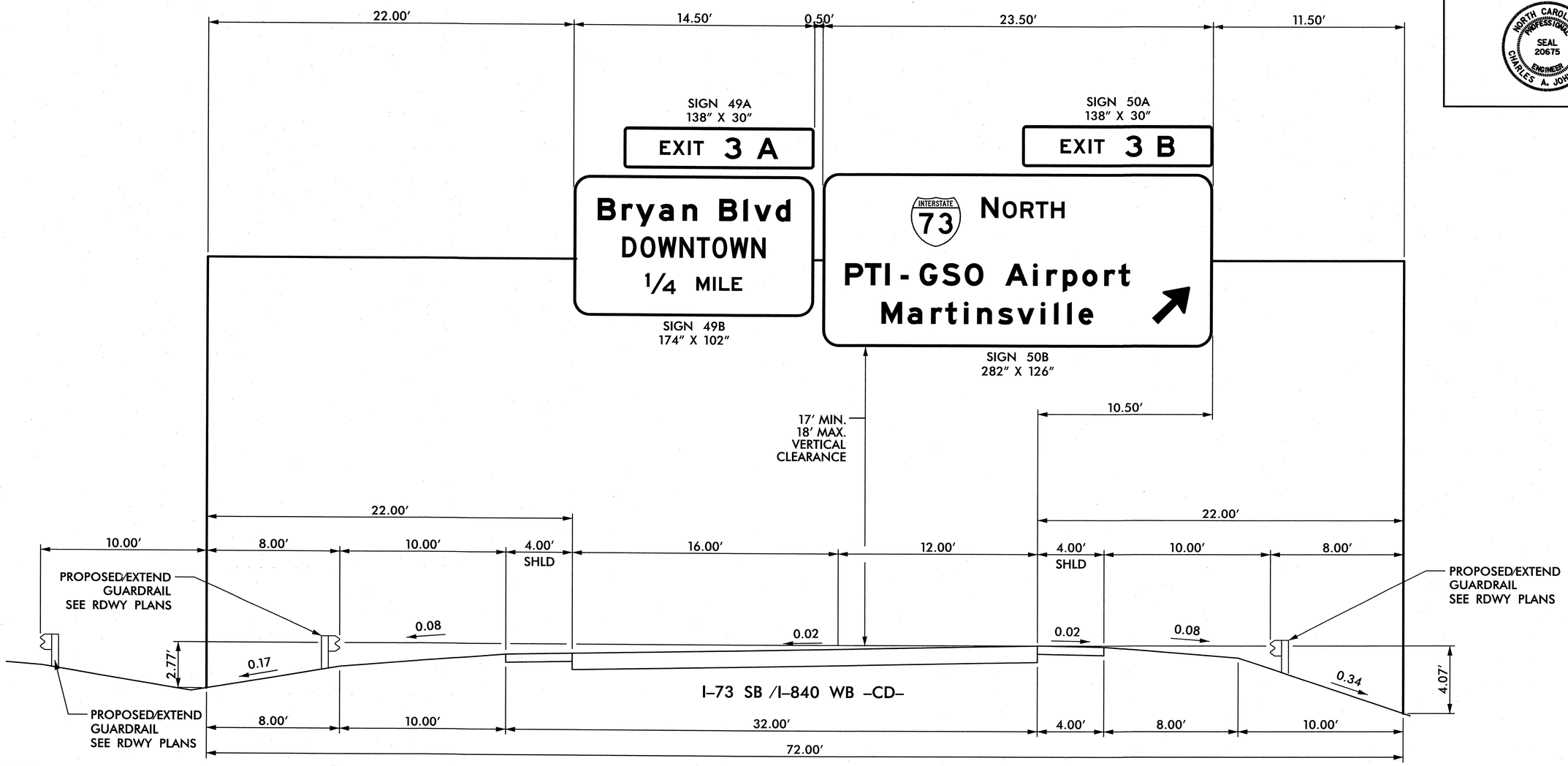

NOTES:

1. IF THE CONTRACTOR BIDS ALUMINUM SIGN STRUCTURE, EACH SHALL BE PROVIDED WITH AN APPROVED HIGHWAY TRUSS DAMPER DEVICE IN ACCORDANCE WITH AASHTO SPECIFICATIONS.
2. MOUNT SIGNS VERTICALLY CENTERED ON HORIZONTAL MEMBER OF STRUCTURE.
3. FIELD VERIFICATION SHALL BE REQUIRED FOR ALL FOOTING ELEVATIONS, PER THE LATEST NCDOT STANDARD SPECIFICATIONS FOR ROADS AND STRUCTURES. PROVIDE FIELD VERIFICATION TO THE SIGNING SECTION.
4. THE TOP OF THE FOOTING SHALL EXTEND AT LEAST 6 INCHES AND NOT MORE THAN 24 INCHES ABOVE THE HIGHEST POINT OF THE GROUND SURFACE AT THE FOOTING.
5. SIGN HANGERS AND ATTACHMENT HARDWARE SHALL BE PROVIDED AND INSTALLED ON THE ASSEMBLY TO ACCOMMODATE ALL SIGNS SHOWN IN THIS PLAN SHEET.
6. DESIGN AND CONSTRUCTION REQUIREMENTS FOR SIGN STRUCTURES SHALL ACCOMMODATE WIND VELOCITY OF 90 M.P.H.

OVERHEAD ASSEMBLY 'I'
STA. 259+00 -L-

TIP NO.	SHEET NO.
U-2524C	SIGN-3NN

APPROVED:

DATE: 6-3-2013

SEAL

NORTH CAROLINA PROFESSIONAL SEAL 20675 ENGINEER CHARLES A. JOHNSON III

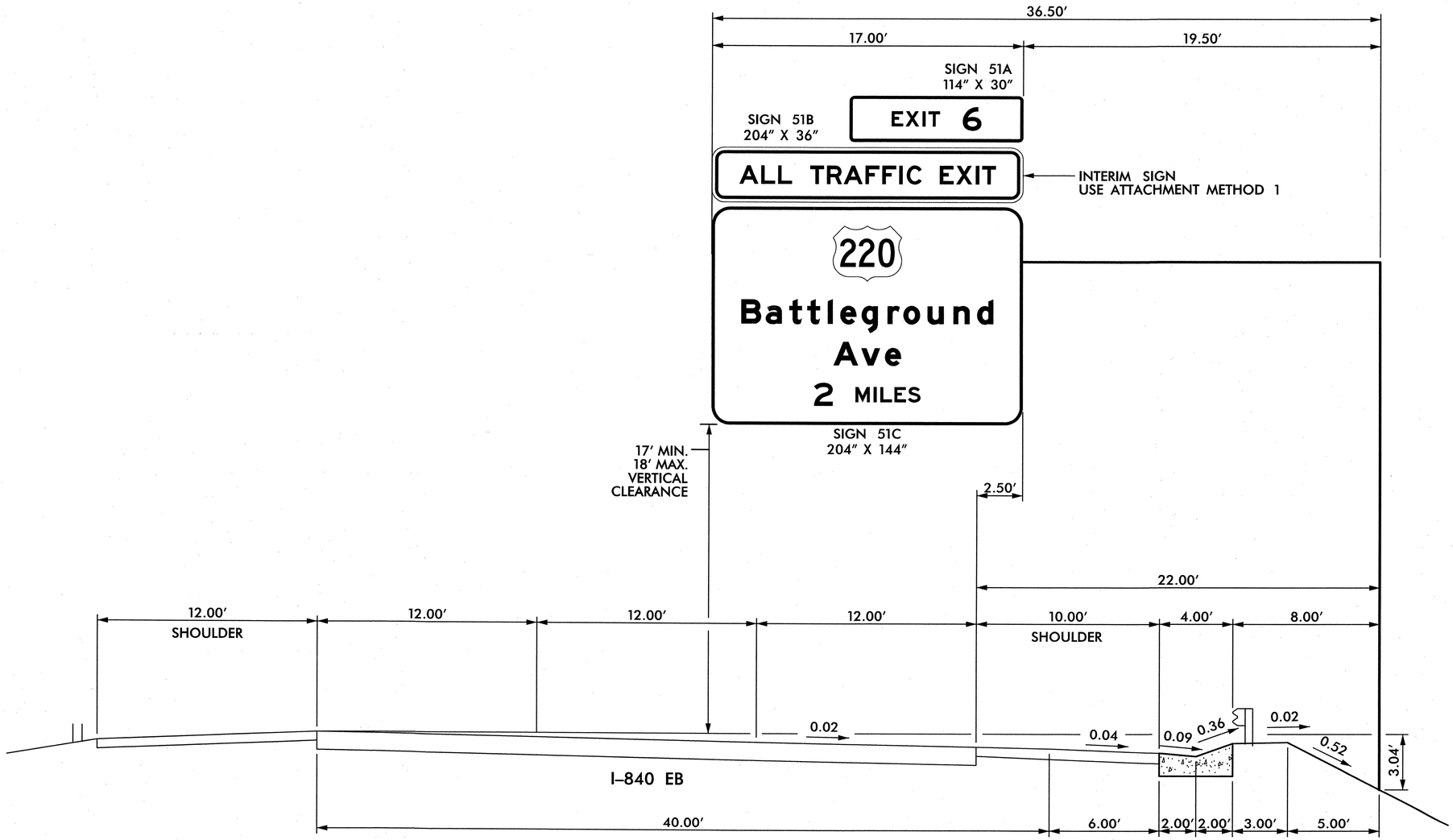

NOTES:

1. IF THE CONTRACTOR BIDS ALUMINUM SIGN STRUCTURE, EACH SHALL BE PROVIDED WITH AN APPROVED HIGHWAY TRUSS DAMPER DEVICE IN ACCORDANCE WITH AASHTO SPECIFICATIONS.
2. MOUNT SIGNS VERTICALLY CENTERED ON HORIZONTAL MEMBER OF STRUCTURE.
3. FIELD VERIFICATION SHALL BE REQUIRED FOR ALL FOOTING ELEVATIONS, PER THE LATEST NCDOT STANDARD SPECIFICATIONS FOR ROADS AND STRUCTURES. PROVIDE FIELD VERIFICATION TO THE SIGNING SECTION.
4. THE TOP OF THE FOOTING SHALL EXTEND AT LEAST 6 INCHES AND NOT MORE THAN 24 INCHES ABOVE THE HIGHEST POINT OF THE GROUND SURFACE AT THE FOOTING.
5. SIGN HANGERS AND ATTACHMENT HARDWARE SHALL BE PROVIDED AND INSTALLED ON THE ASSEMBLY TO ACCOMMODATE ALL SIGNS SHOWN IN THIS PLAN SHEET.
6. DESIGN AND CONSTRUCTION REQUIREMENTS FOR SIGN STRUCTURES SHALL ACCOMMODATE WIND VELOCITY OF 90 M.P.H.

OVERHEAD ASSEMBLY 'J'
STA. 289+50 -L-

TIP NO.	SHEET NO.
U-2524C	SIGN-300

APPROVED:

DATE: 6-3-2013

SEAL

NORTH CAROLINA PROFESSIONAL SEAL 20675 ENGINEER CHARLES A. JOHNSON III

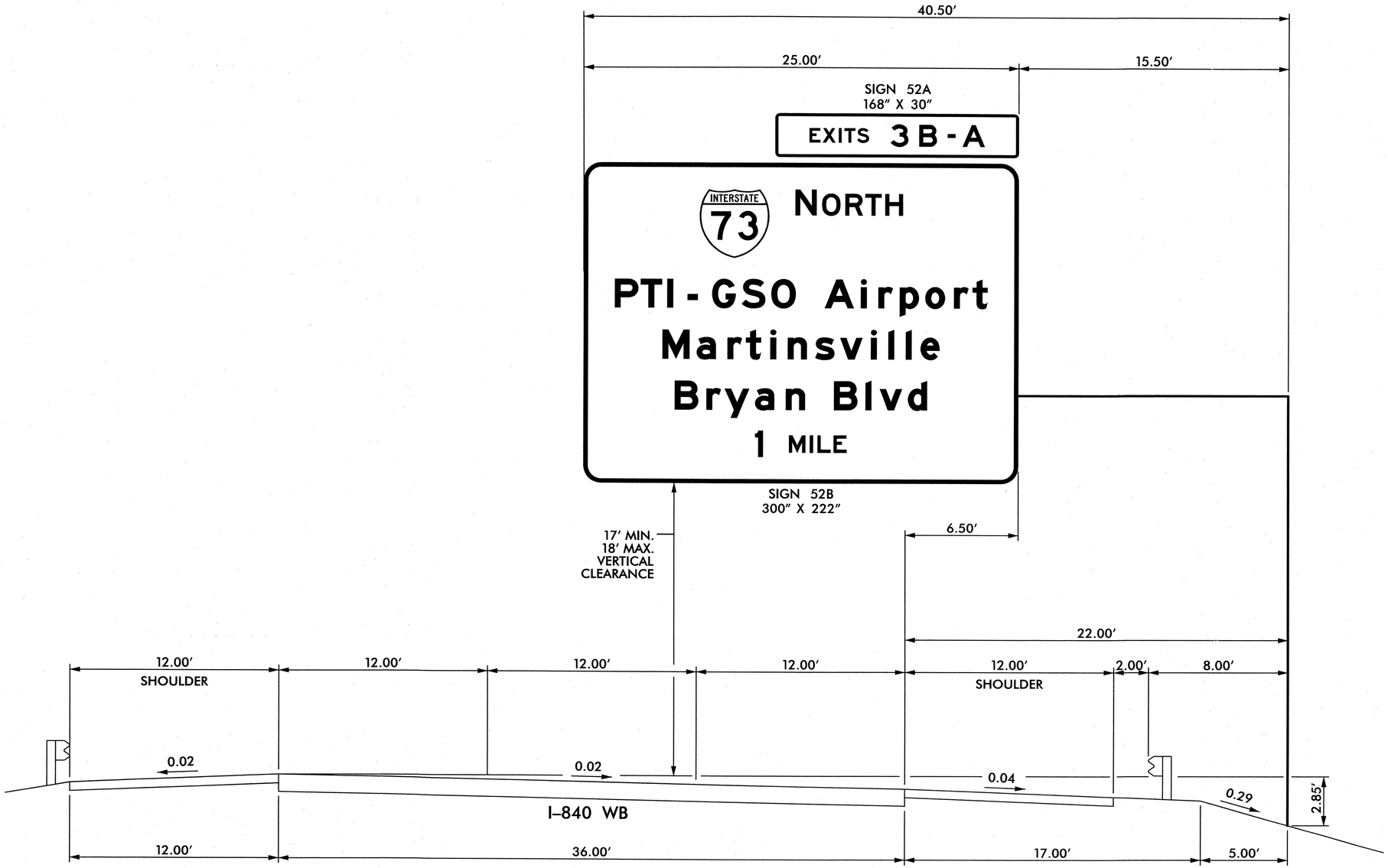

NOTES:

1. IF THE CONTRACTOR BIDS ALUMINUM SIGN STRUCTURE, EACH SHALL BE PROVIDED WITH AN APPROVED HIGHWAY TRUSS DAMPER DEVICE IN ACCORDANCE WITH AASHTO SPECIFICATIONS.
2. MOUNT SIGNS VERTICALLY CENTERED ON HORIZONTAL MEMBER OF STRUCTURE.
3. FIELD VERIFICATION SHALL BE REQUIRED FOR ALL FOOTING ELEVATIONS, PER THE LATEST NCDOT STANDARD SPECIFICATIONS FOR ROADS AND STRUCTURES. PROVIDE FIELD VERIFICATION TO THE SIGNING SECTION.
4. THE TOP OF THE FOOTING SHALL EXTEND AT LEAST 6 INCHES AND NOT MORE THAN 24 INCHES ABOVE THE HIGHEST POINT OF THE GROUND SURFACE AT THE FOOTING.
5. SIGN HANGERS AND ATTACHMENT HARDWARE SHALL BE PROVIDED AND INSTALLED ON THE ASSEMBLY TO ACCOMMODATE ALL SIGNS SHOWN IN THIS PLAN SHEET.
6. DESIGN AND CONSTRUCTION REQUIREMENTS FOR SIGN STRUCTURES SHALL ACCOMMODATE WIND VELOCITY OF 90 M.P.H.

OVERHEAD ASSEMBLY 'K'
STA. 322+00 -L-

TIP NO.	SHEET NO.
U-2524C	SIGN-3PP

APPROVED: _____

DATE: 6-3-2013

SEAL

NORTH CAROLINA PROFESSIONAL SEAL 20675 ENGINEER CHARLES A. JOHNSON III

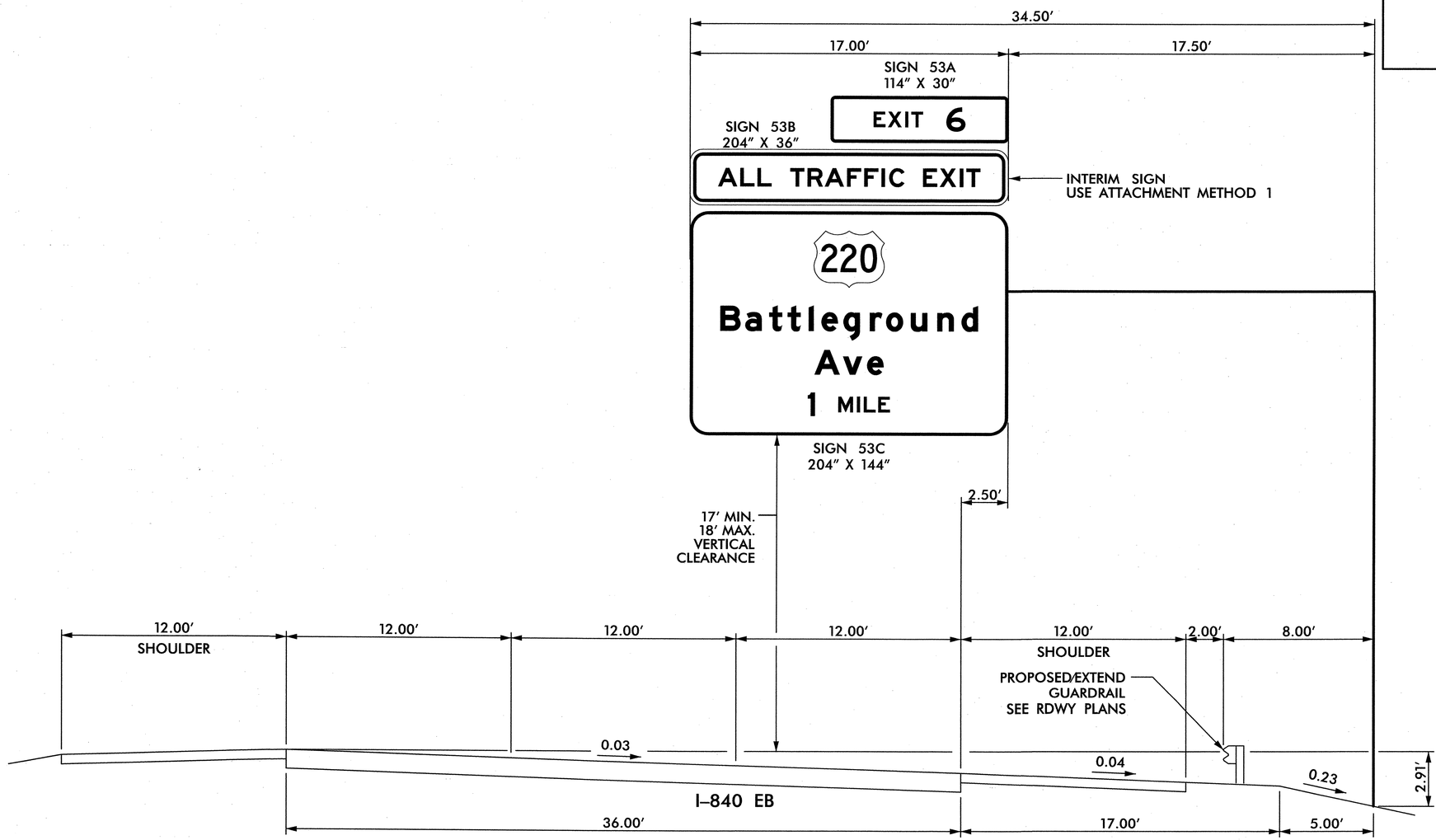

NOTES:

1. IF THE CONTRACTOR BIDS ALUMINUM SIGN STRUCTURE, EACH SHALL BE PROVIDED WITH AN APPROVED HIGHWAY TRUSS DAMPER DEVICE IN ACCORDANCE WITH AASHTO SPECIFICATIONS.
2. MOUNT SIGNS VERTICALLY CENTERED ON HORIZONTAL MEMBER OF STRUCTURE.
3. FIELD VERIFICATION SHALL BE REQUIRED FOR ALL FOOTING ELEVATIONS, PER THE LATEST NCDOT STANDARD SPECIFICATIONS FOR ROADS AND STRUCTURES. PROVIDE FIELD VERIFICATION TO THE SIGNING SECTION.
4. THE TOP OF THE FOOTING SHALL EXTEND AT LEAST 6 INCHES AND NOT MORE THAN 24 INCHES ABOVE THE HIGHEST POINT OF THE GROUND SURFACE AT THE FOOTING.
5. SIGN HANGERS AND ATTACHMENT HARDWARE SHALL BE PROVIDED AND INSTALLED ON THE ASSEMBLY TO ACCOMMODATE ALL SIGNS SHOWN IN THIS PLAN SHEET.
6. DESIGN AND CONSTRUCTION REQUIREMENTS FOR SIGN STRUCTURES SHALL ACCOMMODATE WIND VELOCITY OF 90 M.P.H.

OVERHEAD ASSEMBLY 'L'
STA. 342+50 -L-

TIP NO.	SHEET NO.
U-2524C	SIGN-3QQ

APPROVED: _____

DATE: 6-3-2013

SEAL

NORTH CAROLINA PROFESSIONAL SEAL 20675 ENGINEER CHARLES A. JOHNSON III

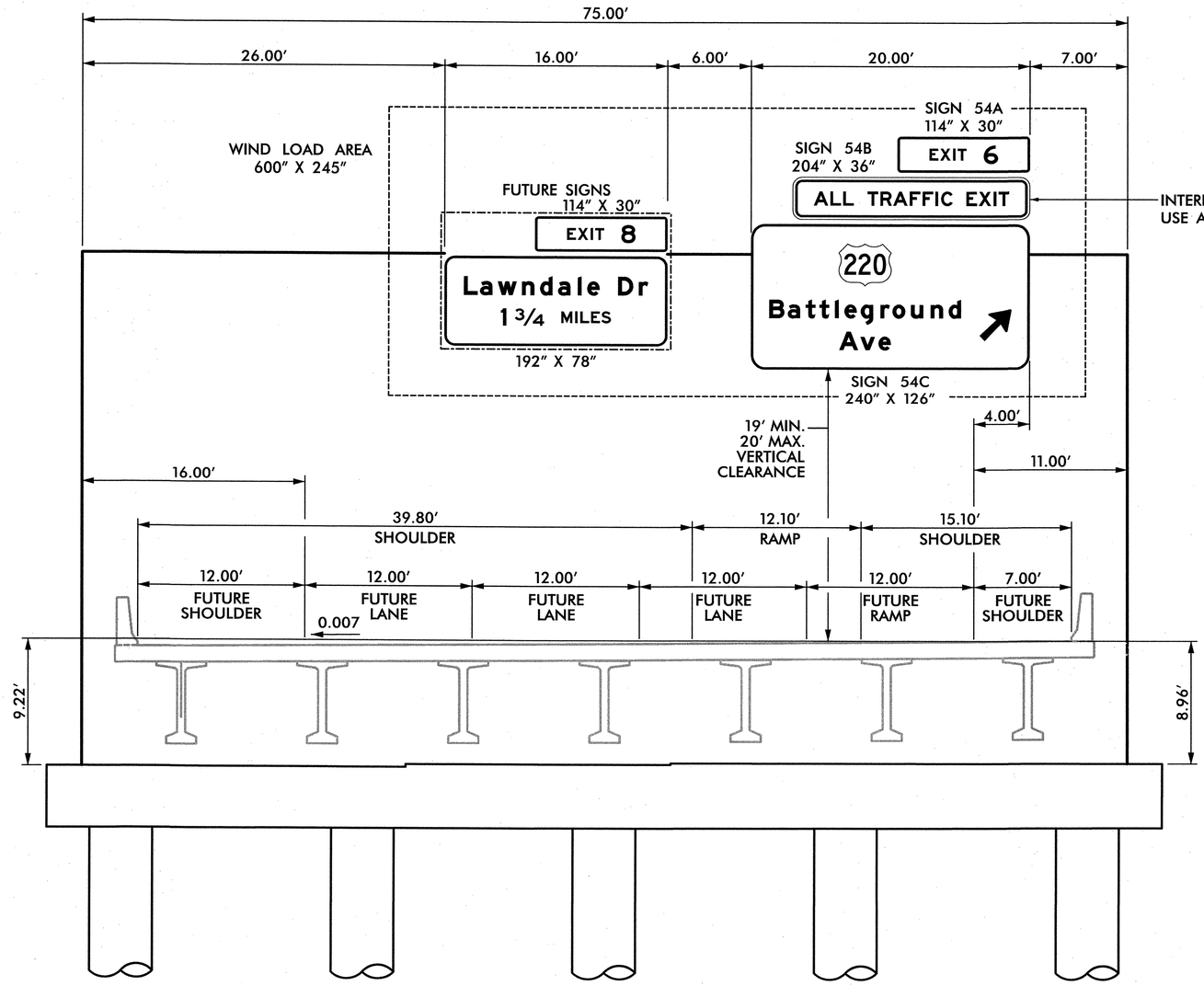

NOTES:

1. IF THE CONTRACTOR BIDS ALUMINUM SIGN STRUCTURE, EACH SHALL BE PROVIDED WITH AN APPROVED HIGHWAY TRUSS DAMPER DEVICE IN ACCORDANCE WITH AASHTO SPECIFICATIONS.
2. MOUNT SIGNS VERTICALLY CENTERED ON HORIZONTAL MEMBER OF STRUCTURE.
3. FIELD VERIFICATION SHALL BE REQUIRED FOR ALL FOOTING ELEVATIONS, PER THE LATEST NCDOT STANDARD SPECIFICATIONS FOR ROADS AND STRUCTURES. PROVIDE FIELD VERIFICATION TO THE SIGNING SECTION.
4. THE TOP OF THE FOOTING SHALL EXTEND AT LEAST 6 INCHES AND NOT MORE THAN 24 INCHES ABOVE THE HIGHEST POINT OF THE GROUND SURFACE AT THE FOOTING.
5. SIGN HANGERS AND ATTACHMENT HARDWARE SHALL BE PROVIDED AND INSTALLED ON THE ASSEMBLY TO ACCOMMODATE ALL SIGNS SHOWN IN THIS PLAN SHEET.
6. DESIGN AND CONSTRUCTION REQUIREMENTS FOR SIGN STRUCTURES SHALL ACCOMMODATE WIND VELOCITY OF 90 M.P.H.

BRIDGE MOUNTED
OVERHEAD ASSEMBLY 'M'
STA. 394+32.96 -L-

TIP NO.	SHEET NO.
U-2524C	SIGN-3RR

APPROVED: [signature]

DATE: 6-3-2013

SEAL

NORTH CAROLINA PROFESSIONAL SEAL 20675 ENGINEER CHARLES A. JOHNSON III

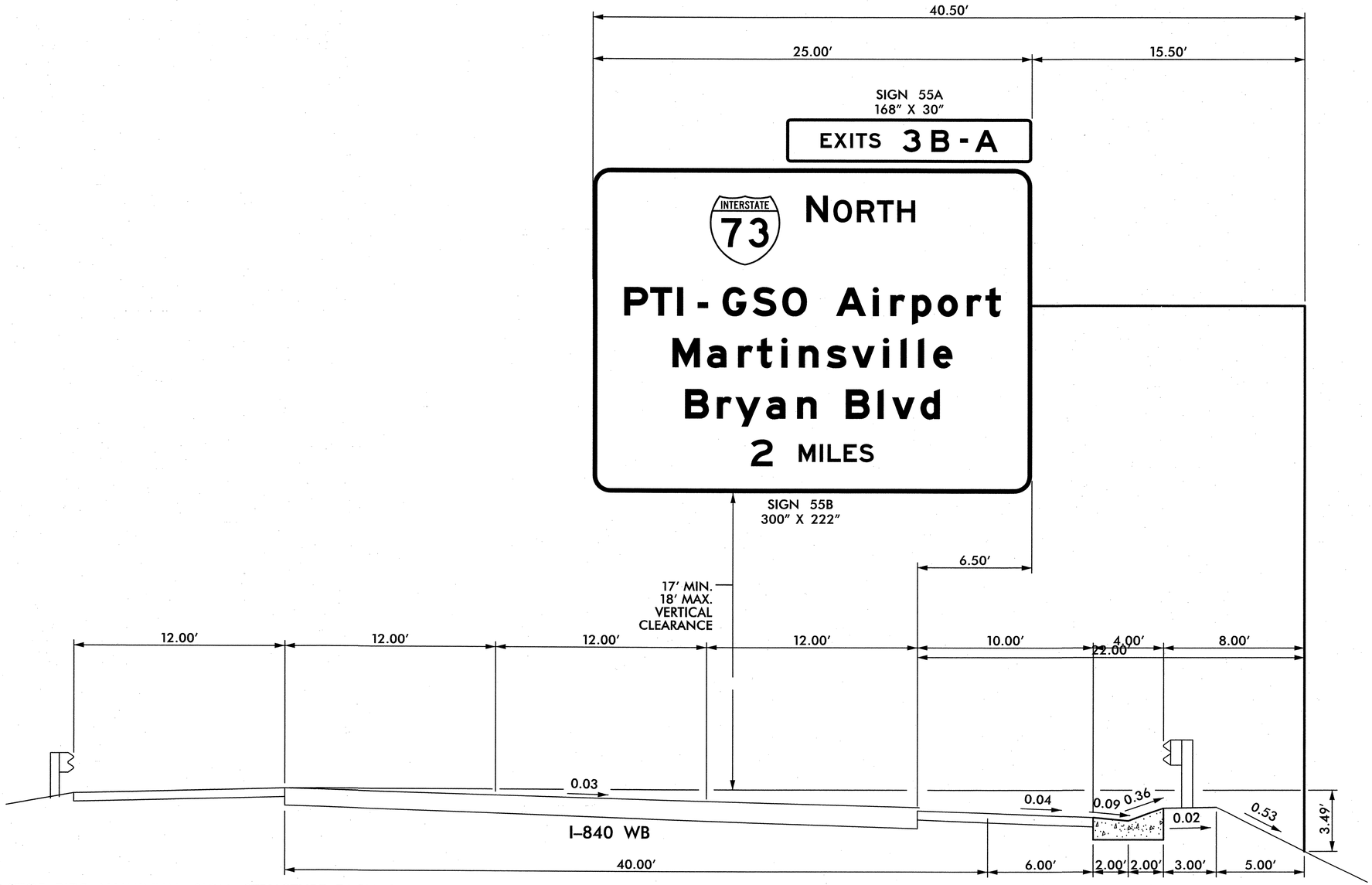

NOTES:

1. IF THE CONTRACTOR BIDS ALUMINUM SIGN STRUCTURE, EACH SHALL BE PROVIDED WITH AN APPROVED HIGHWAY TRUSS DAMPER DEVICE IN ACCORDANCE WITH AASHTO SPECIFICATIONS.
2. MOUNT SIGNS VERTICALLY CENTERED ON HORIZONTAL MEMBER OF STRUCTURE.
3. FIELD VERIFICATION SHALL BE REQUIRED FOR ALL FOOTING ELEVATIONS, PER THE LATEST NCDOT STANDARD SPECIFICATIONS FOR ROADS AND STRUCTURES. PROVIDE FIELD VERIFICATION TO THE SIGNING SECTION.
4. THE TOP OF THE FOOTING SHALL EXTEND AT LEAST 6 INCHES AND NOT MORE THAN 24 INCHES ABOVE THE HIGHEST POINT OF THE GROUND SURFACE AT THE FOOTING.
5. SIGN HANGERS AND ATTACHMENT HARDWARE SHALL BE PROVIDED AND INSTALLED ON THE ASSEMBLY TO ACCOMMODATE ALL SIGNS SHOWN IN THIS PLAN SHEET.
6. DESIGN AND CONSTRUCTION REQUIREMENTS FOR SIGN STRUCTURES SHALL ACCOMMODATE WIND VELOCITY OF 90 M.P.H.

OVERHEAD ASSEMBLY 'N'
STA. 378+00 -L-

TIP NO.	SHEET NO.
U-2524C	SIGN-3SS

APPROVED: [signature]

DATE: 6-14-2013

SEAL

NORTH CAROLINA PROFESSIONAL SEAL 20675 ENGINEER CHARLES A. JOHNSON III

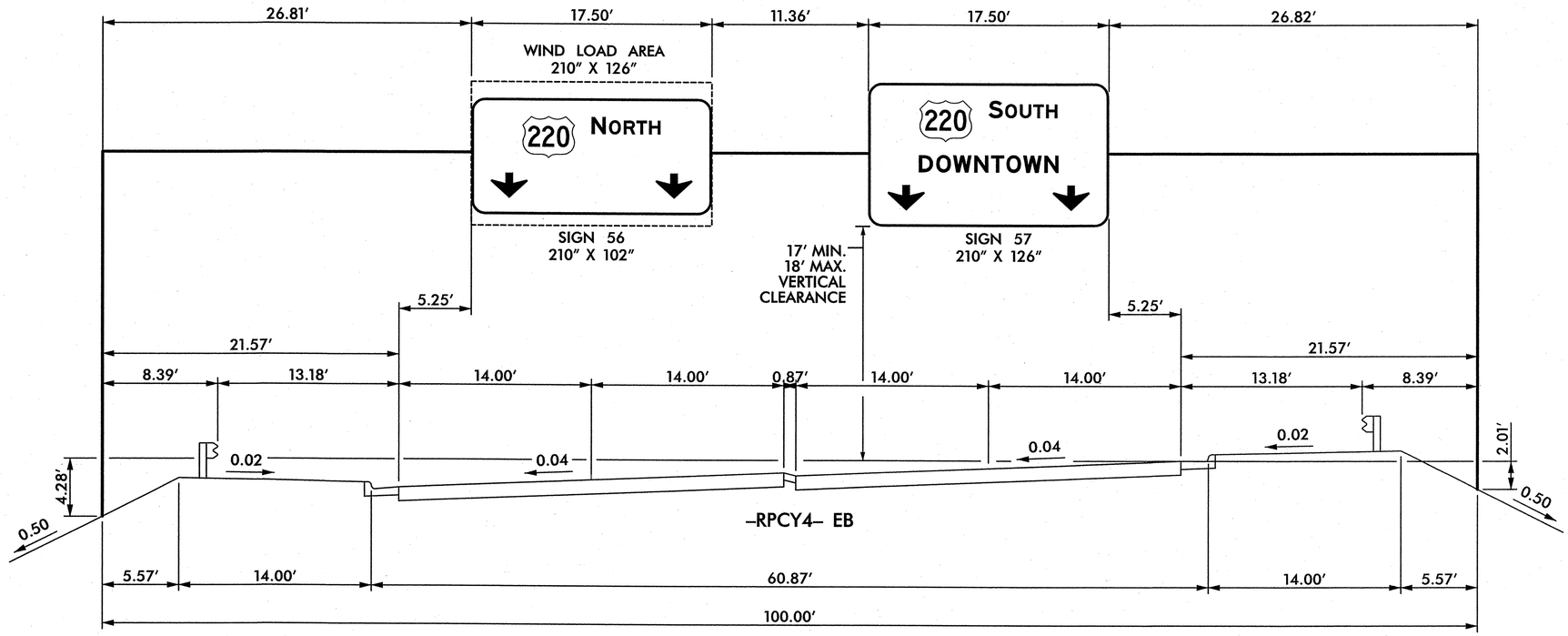

NOTES:

1. IF THE CONTRACTOR BIDS ALUMINUM SIGN STRUCTURE, EACH SHALL BE PROVIDED WITH AN APPROVED HIGHWAY TRUSS DAMPER DEVICE IN ACCORDANCE WITH AASHTO SPECIFICATIONS.
2. MOUNT SIGNS VERTICALLY CENTERED ON HORIZONTAL MEMBER OF STRUCTURE.
3. FIELD VERIFICATION SHALL BE REQUIRED FOR ALL FOOTING ELEVATIONS, PER THE LATEST NCDOT STANDARD SPECIFICATIONS FOR ROADS AND STRUCTURES. PROVIDE FIELD VERIFICATION TO THE SIGNING SECTION.
4. THE TOP OF THE FOOTING SHALL EXTEND AT LEAST 6 INCHES AND NOT MORE THAN 24 INCHES ABOVE THE HIGHEST POINT OF THE GROUND SURFACE AT THE FOOTING.
5. SIGN HANGERS AND ATTACHMENT HARDWARE SHALL BE PROVIDED AND INSTALLED ON THE ASSEMBLY TO ACCOMMODATE ALL SIGNS SHOWN IN THIS PLAN SHEET.
6. DESIGN AND CONSTRUCTION REQUIREMENTS FOR SIGN STRUCTURES SHALL ACCOMMODATE WIND VELOCITY OF 90 M.P.H.

OVERHEAD ASSEMBLY '0'
STA. 10+00 -RPCY4-

TIP NO.	SHEET NO.
U-2524C	SIGN-3TT

APPROVED: _____

DATE: 6-14-2013

SEAL

NORTH CAROLINA PROFESSIONAL SEAL 20675 ENGINEER CHARLES A. JOHNSON III

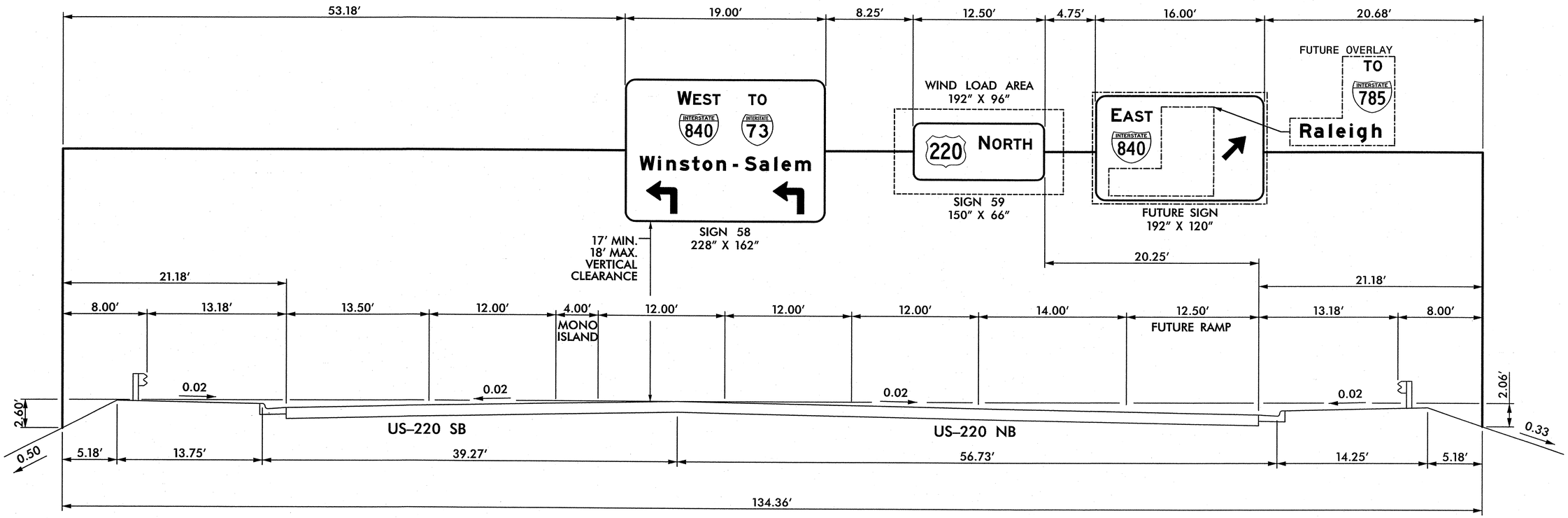

NOTES:

1. IF THE CONTRACTOR BIDS ALUMINUM SIGN STRUCTURE, EACH SHALL BE PROVIDED WITH AN APPROVED HIGHWAY TRUSS DAMPER DEVICE IN ACCORDANCE WITH AASHTO SPECIFICATIONS.
2. MOUNT SIGNS VERTICALLY CENTERED ON HORIZONTAL MEMBER OF STRUCTURE.
3. FIELD VERIFICATION SHALL BE REQUIRED FOR ALL FOOTING ELEVATIONS, PER THE LATEST NCDOT STANDARD SPECIFICATIONS FOR ROADS AND STRUCTURES. PROVIDE FIELD VERIFICATION TO THE SIGNING SECTION.
4. THE TOP OF THE FOOTING SHALL EXTEND AT LEAST 6 INCHES AND NOT MORE THAN 24 INCHES ABOVE THE HIGHEST POINT OF THE GROUND SURFACE AT THE FOOTING.
5. SIGN HANGERS AND ATTACHMENT HARDWARE SHALL BE PROVIDED AND INSTALLED ON THE ASSEMBLY TO ACCOMMODATE ALL SIGNS SHOWN IN THIS PLAN SHEET.
6. DESIGN AND CONSTRUCTION REQUIREMENTS FOR SIGN STRUCTURES SHALL ACCOMMODATE WIND VELOCITY OF 90 M.P.H.

OVERHEAD ASSEMBLY 'P'
STA. 33+50 -Y4-

TIP NO.	SHEET NO.
U-2524C	SIGN-3UU

APPROVED:

DATE: 6-3-2013

SEAL

NORTH CAROLINA PROFESSIONAL SEAL 20675 ENGINEER CHARLES A. JOHNSON III

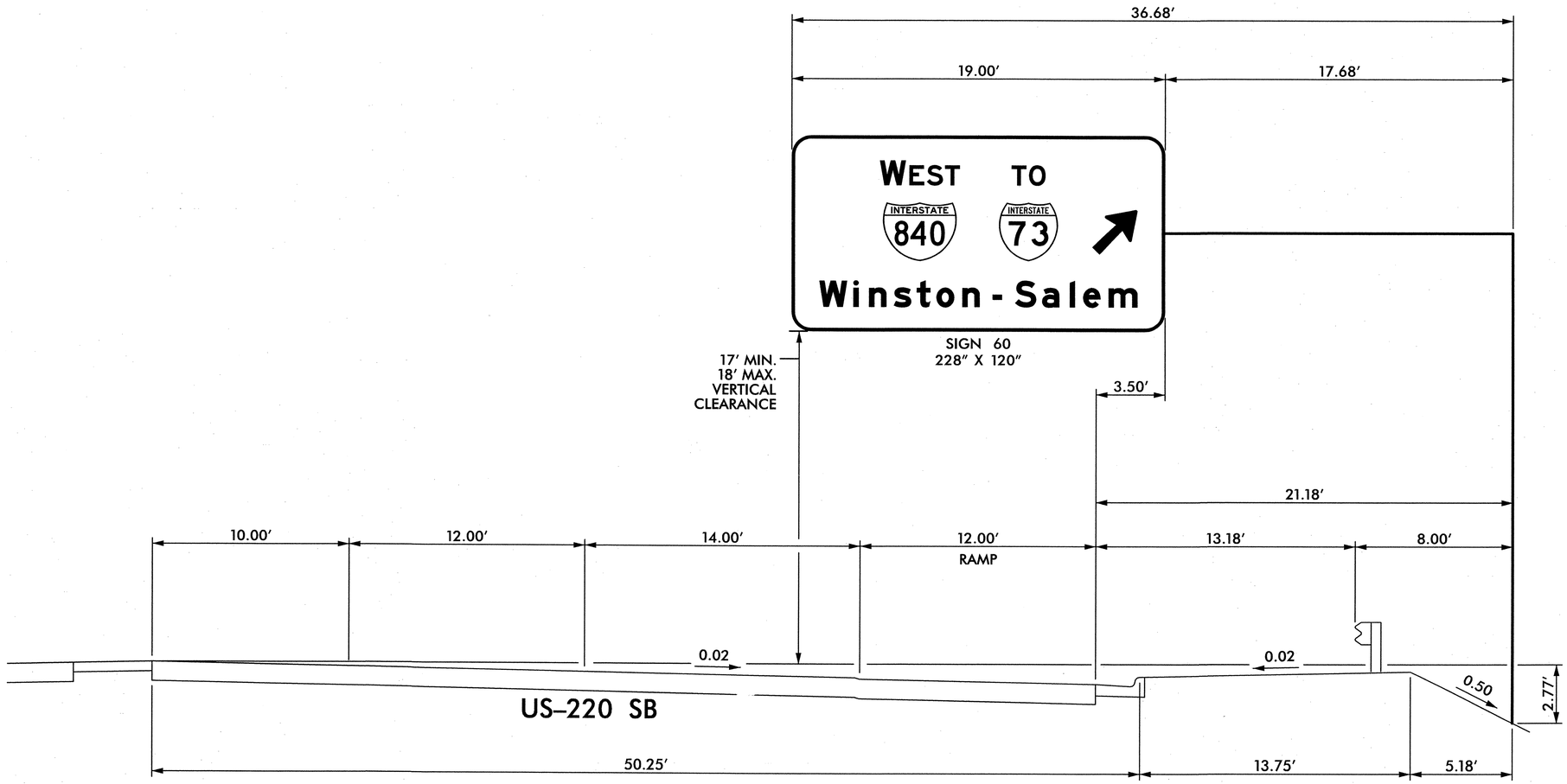

NOTES:

1. IF THE CONTRACTOR BIDS ALUMINUM SIGN STRUCTURE, EACH SHALL BE PROVIDED WITH AN APPROVED HIGHWAY TRUSS DAMPER DEVICE IN ACCORDANCE WITH AASHTO SPECIFICATIONS.
2. MOUNT SIGNS VERTICALLY CENTERED ON HORIZONTAL MEMBER OF STRUCTURE.
3. FIELD VERIFICATION SHALL BE REQUIRED FOR ALL FOOTING ELEVATIONS, PER THE LATEST NCDOT STANDARD SPECIFICATIONS FOR ROADS AND STRUCTURES. PROVIDE FIELD VERIFICATION TO THE SIGNING SECTION.
4. THE TOP OF THE FOOTING SHALL EXTEND AT LEAST 6 INCHES AND NOT MORE THAN 24 INCHES ABOVE THE HIGHEST POINT OF THE GROUND SURFACE AT THE FOOTING.
5. SIGN HANGERS AND ATTACHMENT HARDWARE SHALL BE PROVIDED AND INSTALLED ON THE ASSEMBLY TO ACCOMMODATE ALL SIGNS SHOWN IN THIS PLAN SHEET.
6. DESIGN AND CONSTRUCTION REQUIREMENTS FOR SIGN STRUCTURES SHALL ACCOMMODATE WIND VELOCITY OF 90 M.P.H.

OVERHEAD ASSEMBLY 'Q'
STA. 24+50 -Y4-

TIP NO.	SHEET NO.
U-2524C	SIGN-3VV

APPROVED: [signature]

DATE: 6-19-2013

SEAL

NORTH CAROLINA PROFESSIONAL SEAL 20675 ENGINEER CHARLES A. JOHNSON III

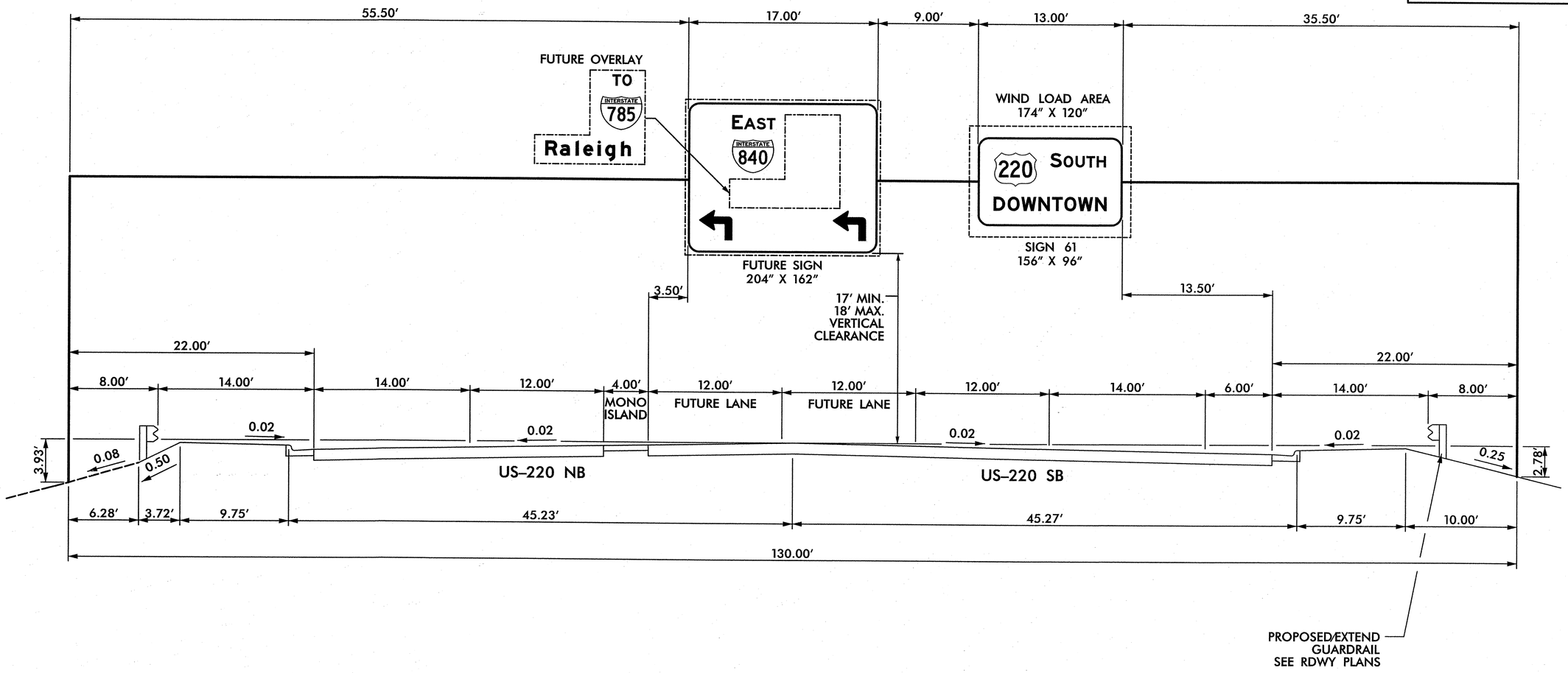

NOTES:

1. IF THE CONTRACTOR BIDS ALUMINUM SIGN STRUCTURE, EACH SHALL BE PROVIDED WITH AN APPROVED HIGHWAY TRUSS DAMPER DEVICE IN ACCORDANCE WITH AASHTO SPECIFICATIONS.
2. MOUNT SIGNS VERTICALLY CENTERED ON HORIZONTAL MEMBER OF STRUCTURE.
3. FIELD VERIFICATION SHALL BE REQUIRED FOR ALL FOOTING ELEVATIONS, PER THE LATEST NCDOT STANDARD SPECIFICATIONS FOR ROADS AND STRUCTURES. PROVIDE FIELD VERIFICATION TO THE SIGNING SECTION.
4. THE TOP OF THE FOOTING SHALL EXTEND AT LEAST 6 INCHES AND NOT MORE THAN 24 INCHES ABOVE THE HIGHEST POINT OF THE GROUND SURFACE AT THE FOOTING.
5. SIGN HANGERS AND ATTACHMENT HARDWARE SHALL BE PROVIDED AND INSTALLED ON THE ASSEMBLY TO ACCOMMODATE ALL SIGNS SHOWN IN THIS PLAN SHEET.
6. DESIGN AND CONSTRUCTION REQUIREMENTS FOR SIGN STRUCTURES SHALL ACCOMMODATE WIND VELOCITY OF 90 M.P.H.

OVERHEAD ASSEMBLY 'R'
STA. 26+50 -Y4-

TIP NO.	SHEET NO.
U-2524C	SIGN-3WW

APPROVED: _____

DATE: 6-14-2013

SEAL

NORTH CAROLINA PROFESSIONAL SEAL 20675 ENGINEER CHARLES A. JOHNSON III

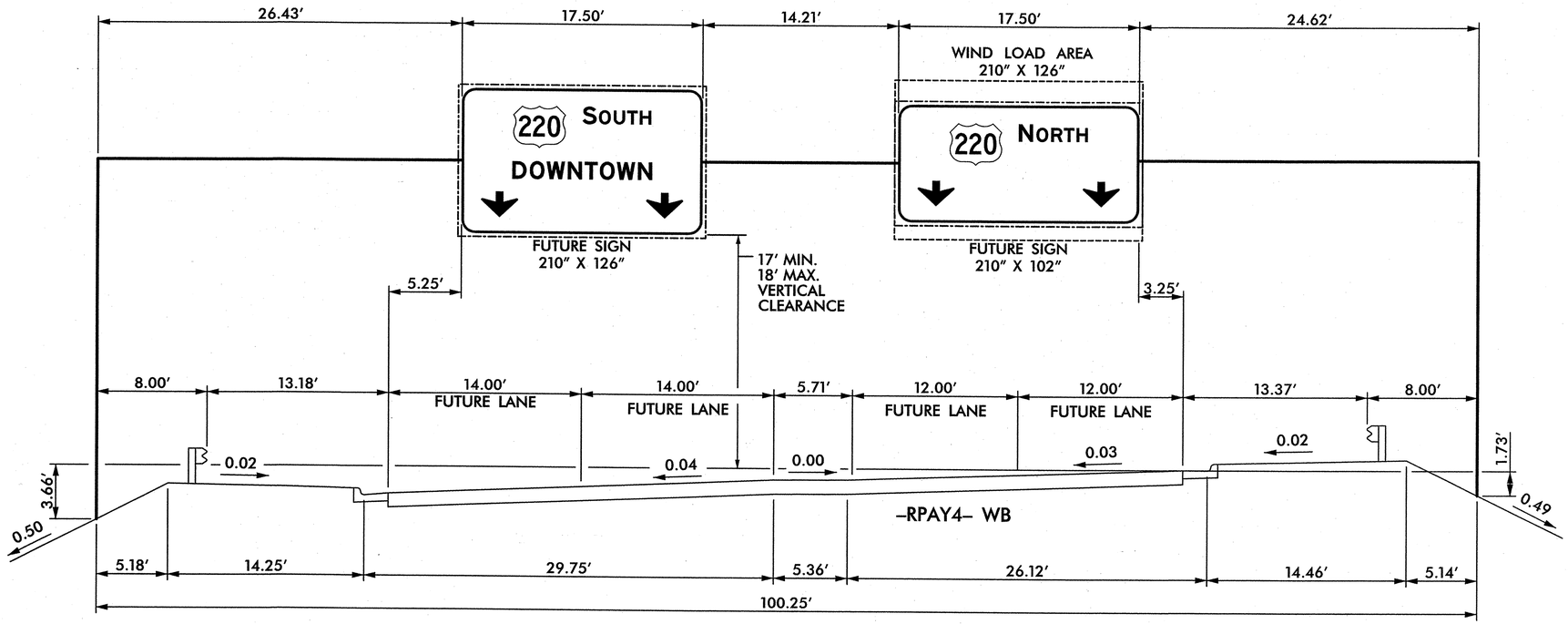

NOTES:

1. IF THE CONTRACTOR BIDS ALUMINUM SIGN STRUCTURE, EACH SHALL BE PROVIDED WITH AN APPROVED HIGHWAY TRUSS DAMPER DEVICE IN ACCORDANCE WITH AASHTO SPECIFICATIONS.
2. MOUNT SIGNS VERTICALLY CENTERED ON HORIZONTAL MEMBER OF STRUCTURE.
3. FIELD VERIFICATION SHALL BE REQUIRED FOR ALL FOOTING ELEVATIONS, PER THE LATEST NCDOT STANDARD SPECIFICATIONS FOR ROADS AND STRUCTURES. PROVIDE FIELD VERIFICATION TO THE SIGNING SECTION.
4. THE TOP OF THE FOOTING SHALL EXTEND AT LEAST 6 INCHES AND NOT MORE THAN 24 INCHES ABOVE THE HIGHEST POINT OF THE GROUND SURFACE AT THE FOOTING.
5. SIGN HANGERS AND ATTACHMENT HARDWARE SHALL BE PROVIDED AND INSTALLED ON THE ASSEMBLY TO ACCOMMODATE ALL SIGNS SHOWN IN THIS PLAN SHEET.
6. DESIGN AND CONSTRUCTION REQUIREMENTS FOR SIGN STRUCTURES SHALL ACCOMMODATE WIND VELOCITY OF 90 M.P.H.

OVERHEAD ASSEMBLY 'S'
STA. 16+50 -RPAY4-

TIP NO.	SHEET NO.
U-2524C	SIGN-3XX

APPROVED: _____

DATE: 6-3-2013

SEAL

NORTH CAROLINA PROFESSIONAL SEAL 20675 ENGINEER CHARLES A. JOHNSON III

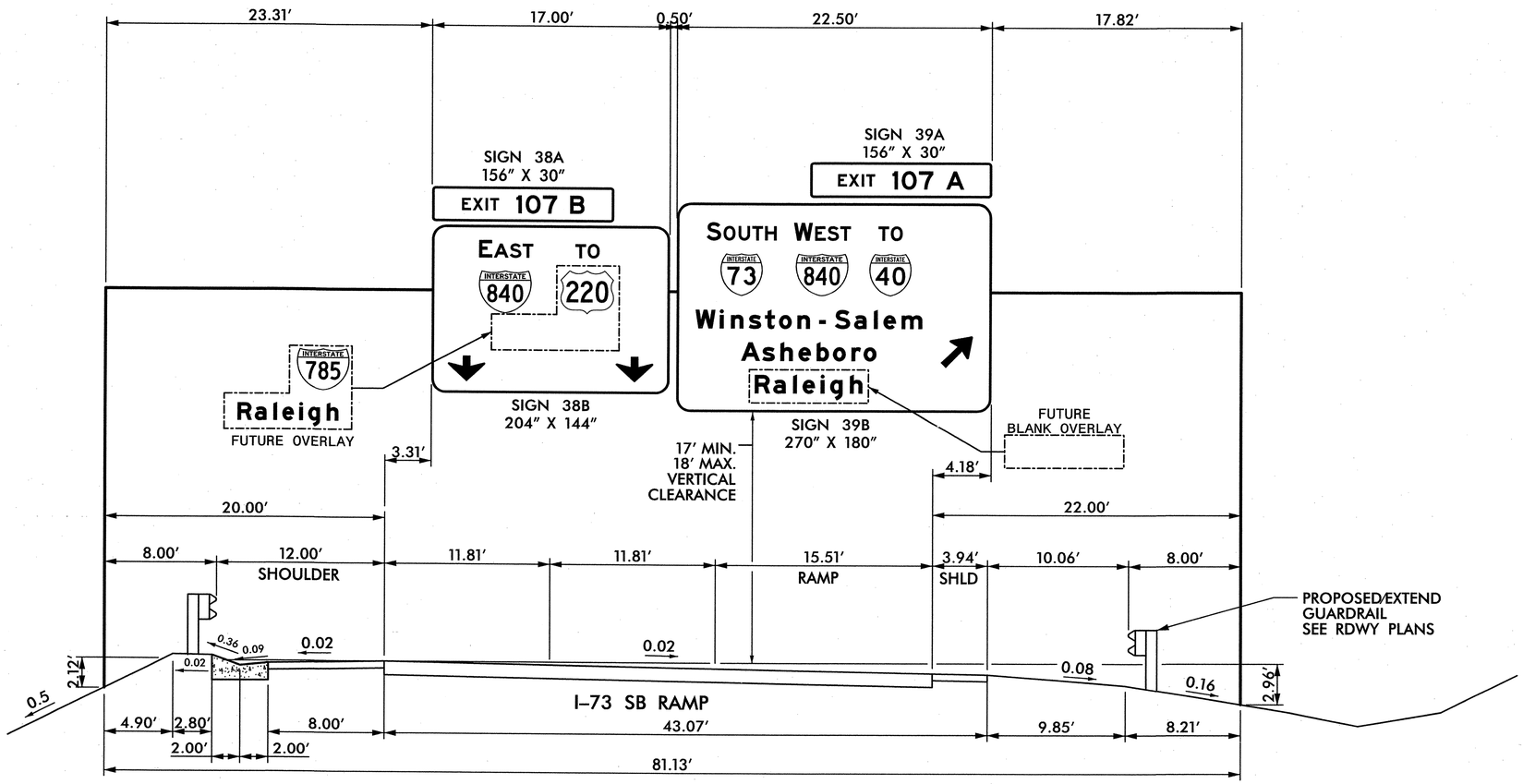

NOTES:

1. IF THE CONTRACTOR BIDS ALUMINUM SIGN STRUCTURE, EACH SHALL BE PROVIDED WITH AN APPROVED HIGHWAY TRUSS DAMPER DEVICE IN ACCORDANCE WITH AASHTO SPECIFICATIONS.
2. MOUNT SIGNS VERTICALLY CENTERED ON HORIZONTAL MEMBER OF STRUCTURE.
3. FIELD VERIFICATION SHALL BE REQUIRED FOR ALL FOOTING ELEVATIONS, PER THE LATEST NCDOT STANDARD SPECIFICATIONS FOR ROADS AND STRUCTURES. PROVIDE FIELD VERIFICATION TO THE SIGNING SECTION.
4. THE TOP OF THE FOOTING SHALL EXTEND AT LEAST 6 INCHES AND NOT MORE THAN 24 INCHES ABOVE THE HIGHEST POINT OF THE GROUND SURFACE AT THE FOOTING.
5. SIGN HANGERS AND ATTACHMENT HARDWARE SHALL BE PROVIDED AND INSTALLED ON THE ASSEMBLY TO ACCOMMODATE ALL SIGNS SHOWN IN THIS PLAN SHEET.
6. DESIGN AND CONSTRUCTION REQUIREMENTS FOR SIGN STRUCTURES SHALL ACCOMMODATE WIND VELOCITY OF 90 M.P.H.

OVERHEAD ASSEMBLY 'T'
STA. 77+23 -RPBD-

TIP NO.	SHEET NO.
U-2524C	SIGN-3YY

APPROVED:

DATE: 6-3-2013

SEAL

NORTH CAROLINA PROFESSIONAL SEAL 20675 ENGINEER CHARLES A. JOHNSON III

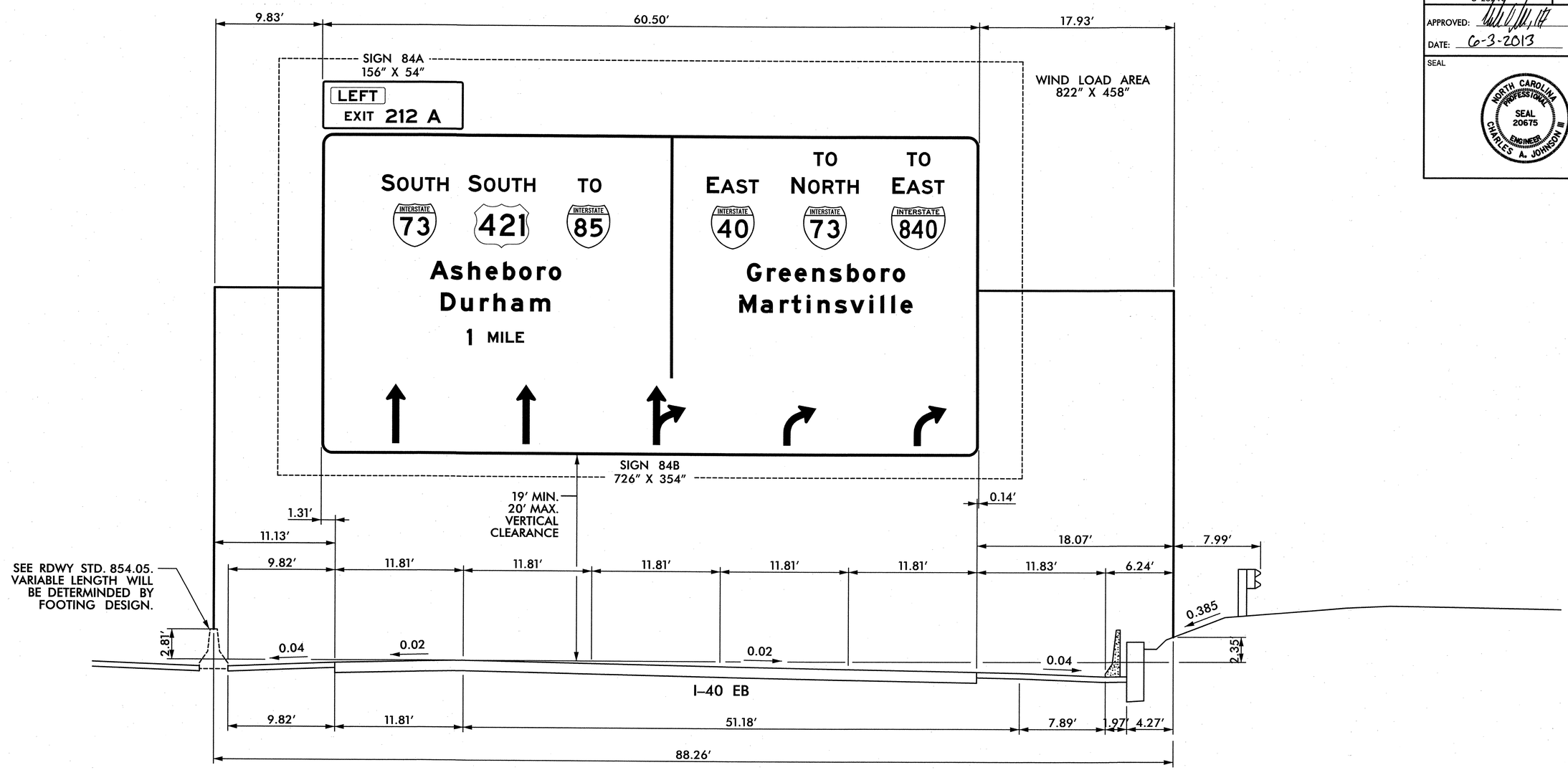

NOTES:

1. IF THE CONTRACTOR BIDS ALUMINUM SIGN STRUCTURE, EACH SHALL BE PROVIDED WITH AN APPROVED HIGHWAY TRUSS DAMPER DEVICE IN ACCORDANCE WITH AASHTO SPECIFICATIONS.
2. MOUNT SIGNS VERTICALLY CENTERED ON HORIZONTAL MEMBER OF STRUCTURE.
3. FIELD VERIFICATION SHALL BE REQUIRED FOR ALL FOOTING ELEVATIONS, PER THE LATEST NCDOT STANDARD SPECIFICATIONS FOR ROADS AND STRUCTURES. PROVIDE FIELD VERIFICATION TO THE SIGNING SECTION.
4. THE TOP OF THE FOOTING SHALL EXTEND AT LEAST 6 INCHES AND NOT MORE THAN 24 INCHES ABOVE THE HIGHEST POINT OF THE GROUND SURFACE AT THE FOOTING.
5. SIGN HANGERS AND ATTACHMENT HARDWARE SHALL BE PROVIDED AND INSTALLED ON THE ASSEMBLY TO ACCOMMODATE ALL SIGNS SHOWN IN THIS PLAN SHEET.
6. DESIGN AND CONSTRUCTION REQUIREMENTS FOR SIGN STRUCTURES SHALL ACCOMMODATE WIND VELOCITY OF 90 M.P.H.

OVERHEAD ASSEMBLY 'U'
I-40 EB
50′ EAST OF EXISTING STRUCTURE

TIP NO.	SHEET NO.
U-2524C	SIGN-3ZZ

APPROVED: [signature]

DATE: 6-3-2013

SEAL

NORTH CAROLINA PROFESSIONAL SEAL 20675 ENGINEER CHARLES A. JOHNSON III

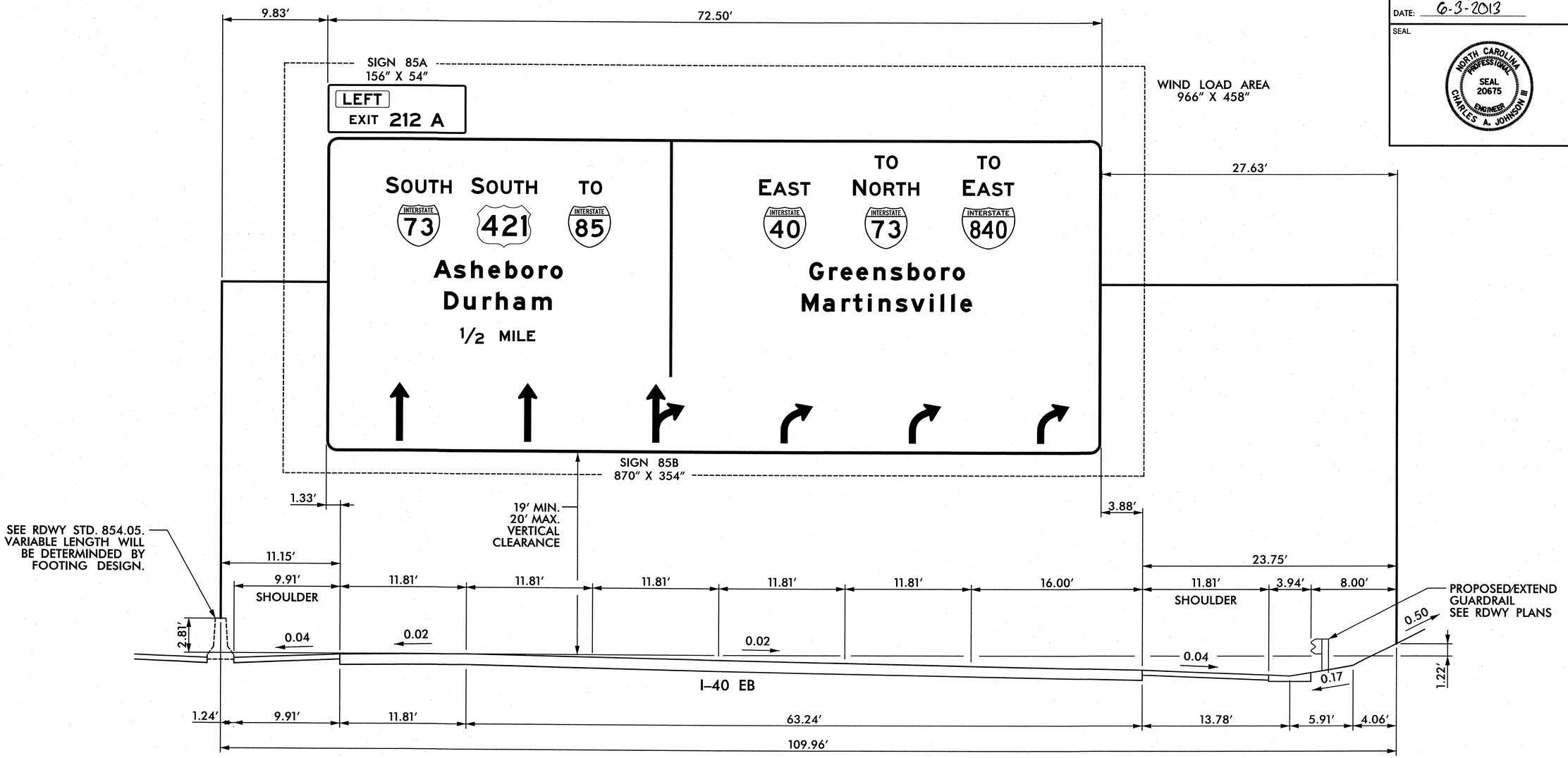

NOTES:

1. IF THE CONTRACTOR BIDS ALUMINUM SIGN STRUCTURE, EACH SHALL BE PROVIDED WITH AN APPROVED HIGHWAY TRUSS DAMPER DEVICE IN ACCORDANCE WITH AASHTO SPECIFICATIONS.
2. MOUNT SIGNS VERTICALLY CENTERED ON HORIZONTAL MEMBER OF STRUCTURE.
3. FIELD VERIFICATION SHALL BE REQUIRED FOR ALL FOOTING ELEVATIONS, PER THE LATEST NCDOT STANDARD SPECIFICATIONS FOR ROADS AND STRUCTURES. PROVIDE FIELD VERIFICATION TO THE SIGNING SECTION.
4. THE TOP OF THE FOOTING SHALL EXTEND AT LEAST 6 INCHES AND NOT MORE THAN 24 INCHES ABOVE THE HIGHEST POINT OF THE GROUND SURFACE AT THE FOOTING.
5. SIGN HANGERS AND ATTACHMENT HARDWARE SHALL BE PROVIDED AND INSTALLED ON THE ASSEMBLY TO ACCOMMODATE ALL SIGNS SHOWN IN THIS PLAN SHEET.
6. DESIGN AND CONSTRUCTION REQUIREMENTS FOR SIGN STRUCTURES SHALL ACCOMMODATE WIND VELOCITY OF 90 M.P.H.

OVERHEAD ASSEMBLY 'V'
I-40 EB
50′ EAST OF EXISTING STRUCTURE

TIP NO.	SHEET NO.
U-2524C	SIGN-3AAA

APPROVED: [signature]

DATE: 6-14-2013

SEAL

NORTH CAROLINA PROFESSIONAL SEAL 20675 ENGINEER CHARLES A. JOHNSON III

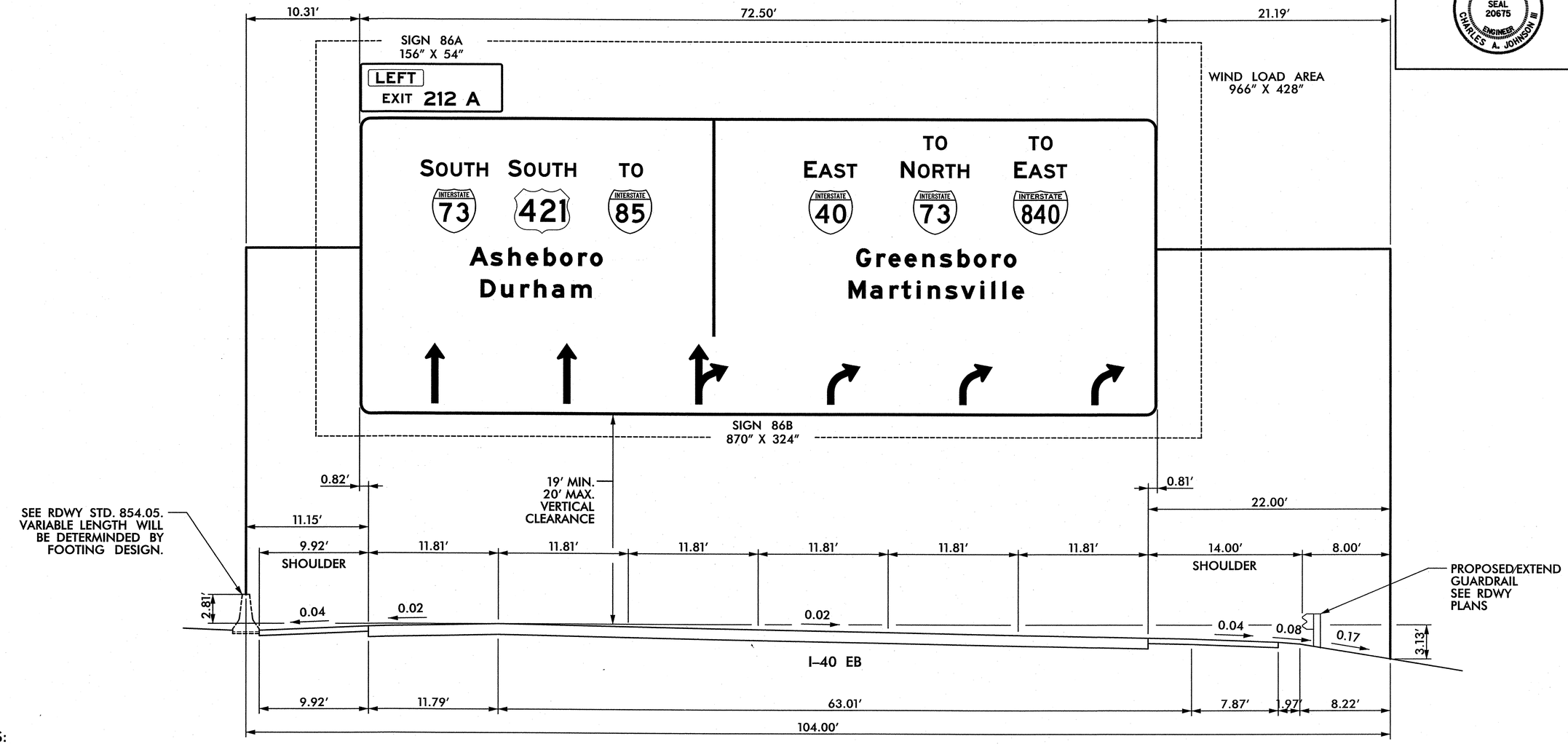

NOTES:

1. IF THE CONTRACTOR BIDS ALUMINUM SIGN STRUCTURE, EACH SHALL BE PROVIDED WITH AN APPROVED HIGHWAY TRUSS DAMPER DEVICE IN ACCORDANCE WITH AASHTO SPECIFICATIONS.
2. MOUNT SIGNS VERTICALLY CENTERED ON HORIZONTAL MEMBER OF STRUCTURE.
3. FIELD VERIFICATION SHALL BE REQUIRED FOR ALL FOOTING ELEVATIONS, PER THE LATEST NCDOT STANDARD SPECIFICATIONS FOR ROADS AND STRUCTURES. PROVIDE FIELD VERIFICATION TO THE SIGNING SECTION.
4. THE TOP OF THE FOOTING SHALL EXTEND AT LEAST 6 INCHES AND NOT MORE THAN 24 INCHES ABOVE THE HIGHEST POINT OF THE GROUND SURFACE AT THE FOOTING.
5. SIGN HANGERS AND ATTACHMENT HARDWARE SHALL BE PROVIDED AND INSTALLED ON THE ASSEMBLY TO ACCOMMODATE ALL SIGNS SHOWN IN THIS PLAN SHEET.
6. DESIGN AND CONSTRUCTION REQUIREMENTS FOR SIGN STRUCTURES SHALL ACCOMMODATE WIND VELOCITY OF 90 M.P.H.

OVERHEAD ASSEMBLY 'W'
I-40 EB
40′ EAST OF EXISTING STRUCTURE

TIP NO.	SHEET NO.
U-2524C	SIGN-4

APPROVED: _____

DATE: 6-3-2013

SEAL

NORTH CAROLINA PROFESSIONAL SEAL 20675 ENGINEER CHARLES A. JOHNSON III

SIGN NUMBER: 1A,3A,10A,21A,23A,47A
TYPE: B (OVHD)
QUANTITY: 6
SIGN WIDTH: 11'-0"
HEIGHT: 2'-6"
TOTAL AREA: 27.5 Sq.Ft.
BORDER TYPE: FLUSH
RECESS: 0"
WIDTH: 2"
RADII: 3"
NO. Z BARS: 2
LENGTH: 124.0

BACKG COLOR: Green
COPY COLOR: White

SYMBOL	X	Y	WID	HT

MAT'L: 0.125" ALUMINUM

NOTES:

1. Legend and border shall be direct applied Grade A reflective sheeting.
2. Background shall be Grade C reflective sheeting.

DESIGN BY: TRT
PROJECT ID: U-2524C
CHECKED BY: ADK/CAJ
DIV: 07
DATE: May 2013



Spacing Factor is 1 unless specified otherwise
Spacing Factor for "EXIT" is 1.2

LETTER POSITIONS

Letter spacings are to start of next letter

| | | | |

TIP NO.	SHEET NO.
U-2524C	SIGN-4A

APPROVED: Kirk A. Ade, III

DATE: 6-14-2013

SEAL

NORTH CAROLINA PROFESSIONAL SEAL 20675 ENGINEER CHARLES A. JOHNSON III

SIGN NUMBER: 4
TYPE: A (OVHD)
QUANTITY: 1
SIGN WIDTH: 26′-6″
HEIGHT: 17′-0″
TOTAL AREA: 450.5 Sq.Ft.
BORDER TYPE: FLUSH
RECESS: 0″
WIDTH: 3″
RADII: 12″
NO. Z BARS: 6
LENGTH: 310.0

BACKG COLOR: Green
COPY COLOR: White

SYMBOL	X	Y	WID	HT
M1_1	48.8	97.3	48	48
M1_4	136	97.2	60	48
M1_1	235.1	97.2	48	48

MAT'L: 0.125″ ALUMINUM

NOTES:

1. Legend and border shall be direct applied Grade A reflective sheeting.
2. Shields shall be Grade A reflective sheeting on 0.032″ aluminum and demountable.
3. Background shall be Grade C reflective sheeting.

DESIGN BY: ADK CHECKED BY: TRT/CAJ
PROJECT ID: U-2524C DIV: 07 DATE: Jun 2013

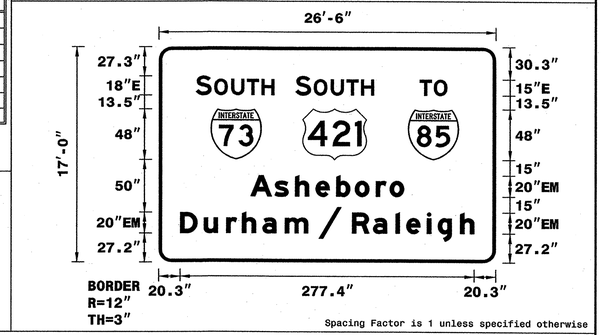

Spacing Factor is 1 unless specified otherwise

LETTER POSITIONS

Letter spacings are to start of next letter

																														Series/Size Text Length
		S		O	U	T	H																							E 2000
	34.9	14.6	2.8	16	14.7	13.8	12.2	209.1																						74
		S		O	U	T	H																							E 2000
	128.9	14.6	2.8	16.1	14.7	13.8	12.2	115																						74
		T	O																											E 2000
	246.1	13.3	12.6	45.9																										26
		A	s	h	e	b	o	r	o																					EM 2000
	86.5	22.8	19.4	19.4	19.4	17.6	19.8	13	13.6	86.5																				145
		D	u	r	h	a	m		/		R	a	l	e	i	g	h													EM 2000
	20.3	22.2	21.2	14.8	19.4	21.2	22	10	21.4	10	19.8	21.2	10.2	19.4	10.2	21.2	13.2	20.3												277.4

SIGN NUMBER: 5A,8A,20A
TYPE: A (OVHD)
QUANTITY: 3
SIGN WIDTH: 15′-6″
HEIGHT: 2′-6″
TOTAL AREA: 38.8 Sq.Ft.
BORDER TYPE: FLUSH
RECESS: 0″
WIDTH: 2″
RADII: 3″
NO. Z BARS: 2
LENGTH: 178.0

BACKG COLOR: Green
COPY COLOR: White

SYMBOL	X	Y	WID	HT

MAT'L: 0.125″ ALUMINUM

NOTES:

1. Legend and border shall be direct applied Grade A reflective sheeting.
2. Background shall be Grade C reflective sheeting.

DESIGN BY: TRT CHECKED BY: ADK/CAJ
PROJECT ID: U-2524C DIV: 07 DATE: May 2013

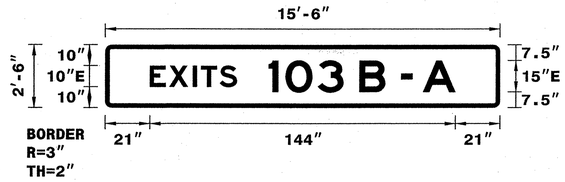

Spacing Factor is 1 unless specified otherwise
Spacing Factor for "EXITS" is 1.2

LETTER POSITIONS

Letter spacings are to start of next letter

																														Series/Size Text Length
		E	X	I	T	S																								E 2000
	21	8.9	10.7	3.5	8.6	8.1	124																							41
		1	0	3		B		-		A																				E 2000
	77	8	15.2	12.2	7.5	12.2	7.5	5.3	5	15.3	21																			88

SIGN NUMBER: 5B
TYPE: A (OVHD)
QUANTITY: 1
SIGN WIDTH: 23′-6″
HEIGHT: 17′-6″
TOTAL AREA: 411.3 Sq.Ft.
BORDER TYPE: FLUSH
RECESS: 0″
WIDTH: 3″
RADII: 12″
NO. Z BARS: 6
LENGTH: 274.0

BACKG COLOR: Green/Yellow
COPY COLOR: White/Black

SYMBOL	X	Y	WID	HT
M1_1	67.9	116.4	48	48
M1_4	147	116.4	60	48
AR_Type A	46.8	5	22.6	35.6
AR_Type A	207.2	5	22.6	35.6

MAT'L: 0.125″ ALUMINUM

NOTES:

1. Legend and border shall be direct applied Grade A reflective sheeting.
2. Shields shall be Grade A reflective sheeting on 0.032″ aluminum and demountable.
3. Background shall be Grade C reflective sheeting.
4. Bottom panel shall be yellow Grade C sheeting Legend shall be direct applied black non-reflective sheeting. Yellow panel is 282″ x 36″. (Border Type = Recessed, Recess = 2″, Width = 2″, Radii = 12″)

DESIGN BY: TRT CHECKED BY: ADK/CAJ
PROJECT ID: U-2524C DIV: 07 DATE: May 2013

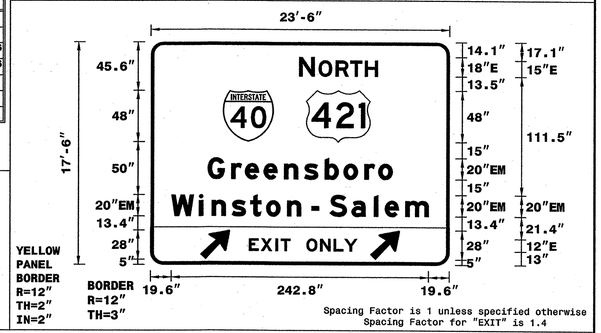

Spacing Factor is 1 unless specified otherwise
Spacing Factor for "EXIT" is 1.4

LETTER POSITIONS

Letter spacings are to start of next letter

																														Series/Size Text Length
		N		O	R	T	H																							E 2000
	139.9	14.6	3.8	16	13.8	13.8	12.2	67.9																						74.2
		G	r	e	e	n	s	b	o	r	o																			EM 2000
	53.7	22.2	13	17.6	19.4	19	19.4	17.6	19.8	13	13.6	53.7																		174.6
		W	i	n	s	t	o	n		-		S	a	l	e	m														EM 2000
	19.6	26	12	19	17.4	15	19.8	13.2	10	7	10	20.6	21.2	10.2	19.4	22	19.6													242.8
		E	X	I	T																									E 2000
	92.9	11.4	13.8	5	9	150																								39.2
		O	N	L	Y																									E 2000
	147.3	12.8	12.8	10	12.2	86.8																								47.9

SIGN NUMBER: 6A,63A
TYPE: A (OVHD)
QUANTITY: 2
SIGN WIDTH: 13′-0″
HEIGHT: 2′-6″
TOTAL AREA: 32.5 Sq.Ft.
BORDER TYPE: FLUSH
RECESS: 0″
WIDTH: 0″
RADII: 3″
NO. Z BARS: 2
LENGTH: 148.0

BACKG COLOR: Green
COPY COLOR: White

SYMBOL	X	Y	WID	HT

MAT'L: 0.125″ ALUMINUM

NOTES:

1. Legend and border shall be direct applied Grade A reflective sheeting.
2. Background shall be Grade C reflective sheeting.

DESIGN BY: TRT CHECKED BY: ADK/CAJ
PROJECT ID: U-2524C DIV: 07 DATE: May 2013

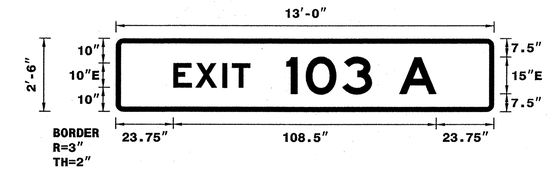

Spacing Factor is 1 unless specified otherwise
Spacing Factor for "EXIT" is 1.2

LETTER POSITIONS

Letter spacings are to start of next letter

																														Series/Size Text Length
		E	X	I	T																									E 2000
	23.8	9.2	11.1	3.8	7.5	100.6																								31.6
		1	0	3		A																								E 2000
	70.4	8	15.2	12.2	11.3	15.3	23.8																							61.9

HNTB NORTH CAROLINA, P.C.
343 E. Six Forks Road, Suite 200
Raleigh, North Carolina 27609
NC License No: C-1554

SIGN DESIGNS

TIP NO.	SHEET NO.
U-2524C	SIGN-4B

APPROVED: _____

DATE: 6-3-2013

SEAL

NORTH CAROLINA PROFESSIONAL ENGINEER SEAL 20675 CHARLES A. JOHNSON III

SIGN NUMBER: 6B
TYPE: A (OVHD)
QUANTITY: 1
SIGN WIDTH: 18′-0″
HEIGHT: 13′-0″
TOTAL AREA: 234.0 Sq.Ft.
BORDER TYPE: FLUSH
RECESS: 0″
WIDTH: 3″
RADII: 12″
NO. Z BARS: 4
LENGTH: 208.0

BACKG COLOR: Green
COPY COLOR: White

SYMBOL	X	Y	WID	HT
M1_1	46.3	89.3	48	48
ARDOWN	20.7	17.3	32	22
ARDOWN	164.7	17.3	32	22

MAT'L: 0.125″ ALUMINUM

NOTES:
1. Legend and border shall be direct applied Grade A reflective sheeting.
2. Shields shall be Grade A reflective sheeting on 0.032″ aluminum and demountable.
3. Background shall be Grade C reflective sheeting.

DESIGN BY: TRT CHECKED BY: ADK/CAJ
PROJECT ID: U-2524C DIV: 07 DATE: May 2013

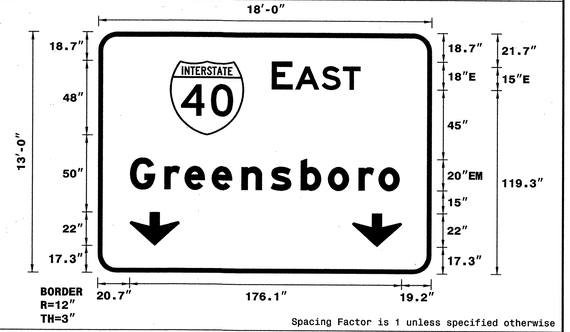

Spacing Factor is 1 unless specified otherwise

LETTER POSITIONS

Letter spacings are to start of next letter

| | | |

TIP NO.	SHEET NO.
U-2524C	SIGN-4C

APPROVED: _____

DATE: 6-3-2013

SEAL

NORTH CAROLINA PROFESSIONAL SEAL 20675 ENGINEER CHARLES A. JOHNSON III

SIGN NUMBER: 9A,19A,22A,24A,33A,37A
TYPE: A (OVHD)
QUANTITY: 6
SIGN WIDTH: 15'-6"
HEIGHT: 2'-6"
TOTAL AREA: 38.8 Sq.Ft.
BORDER TYPE: FLUSH
RECESS: 0"
WIDTH: 2"
RADII: 3"
NO. Z BARS: 2
LENGTH: 178.0

BACKG COLOR: Green
COPY COLOR: White

SYMBOL	X	Y	WID	HT

MAT'L: 0.125" ALUMINUM

NOTES:

1. Legend and border shall be direct applied Grade A reflective sheeting.
2. Background shall be Grade C reflective sheeting.

DESIGN BY: TRT CHECKED BY: ADK/CAJ
PROJECT ID: U-2524C DIV: 07 DATE: May 2013

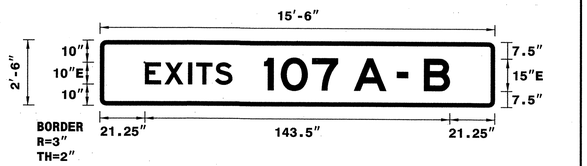

Spacing Factor is 1 unless specified otherwise
Spacing Factor for "EXITS" is 1.2

LETTER POSITIONS

Letter spacings are to start of next letter

| | | | |

TIP NO.	SHEET NO.
U-2524C	SIGN-4D

APPROVED: _____

DATE: 6-3-2013

SEAL

NORTH CAROLINA PROFESSIONAL ENGINEER SEAL 20675 CHARLES A. JOHNSON III

SIGN NUMBER: 12,17
TYPE: A (OVHD)
QUANTITY: 2
SIGN WIDTH: 19'-0"
HEIGHT: 6'-6"
TOTAL AREA: 123.5 Sq.Ft.
BORDER TYPE: FLUSH
RECESS: 0"
WIDTH: 2"
RADII: 9"
NO. Z BARS: 2
LENGTH: 220.0

BACKG COLOR: Green
COPY COLOR: White

SYMBOL	X	Y	WID	HT
ARDOWN	26	12	32	22
ARDOWN	170	12	32	22

MAT'L: 0.125" ALUMINUM

NOTES:
1. Legend and border shall be direct applied Grade A reflective sheeting.
2. Background shall be Grade C reflective sheeting.

DESIGN BY: TRT CHECKED BY: ADK/CAJ
PROJECT ID: U-2524C DIV: 07 DATE: May 2013

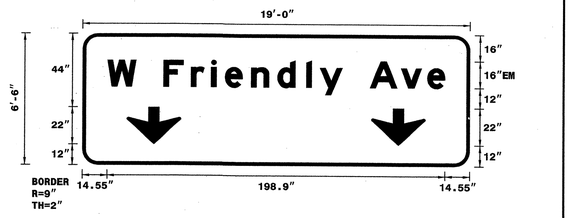

Spacing Factor is 1 unless specified otherwise

LETTER POSITIONS

Letter spacings are to start of next letter

| | | | | | | | | | | | | | | | | | | | | | | | | | | | | | | | | | | | | | | Series/Size Text Length |
|---|---|---|---|---

TIP NO.	SHEET NO.
U-2524C	SIGN-4E

APPROVED: _____

DATE: 6-3-2013

SEAL

NORTH CAROLINA PROFESSIONAL ENGINEER SEAL 20675 CHARLES A. JOHNSON III

SIGN NUMBER: 16
TYPE: A (OVHD)
QUANTITY: 1
SIGN WIDTH: 18′-0″
HEIGHT: 16′-0″
TOTAL AREA: 288.0 Sq.Ft.
BORDER TYPE: FLUSH
RECESS: 0″
WIDTH: 2″
RADII: 12″
NO. Z BARS: 6
LENGTH: 208.0

BACKG COLOR: Green
COPY COLOR: White

SYMBOL	X	Y	WID	HT
M1_1	28.3	114.7	36	36
M1_1	92.3	114.7	45	36
M1_4	154.7	114.7	45	36
Type A Adv Lt	18.3	9.7	35.5	37
Type A Adv Lt	162.3	9.7	35.5	37

MAT'L: 0.125″ ALUMINUM

NOTES:

1. Legend and border shall be direct applied Grade A reflective sheeting.
2. Shields shall be Grade A reflective sheeting on 0.032″ aluminum and demountable.
3. Background shall be Grade C reflcctive sheeting.

DESIGN BY: TRT
PROJECT ID: U-2524C
CHECKED BY: ADK/CAJ
DIV: 07
DATE: May 2013

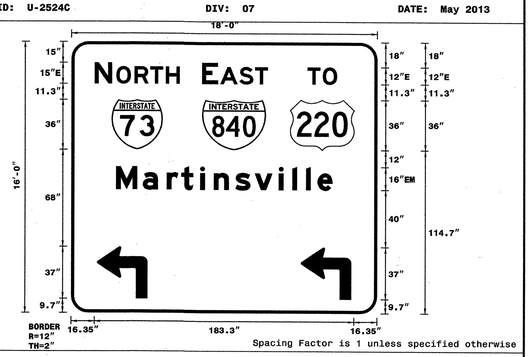

Spacing Factor is 1 unless specified otherwise

LETTER POSITIONS

Letter spacings are to start of next letter

| | | |

TIP NO.	SHEET NO.
U-2524C	SIGN-4F

APPROVED: [signature]

DATE: 6-3-2013

SEAL

NORTH CAROLINA PROFESSIONAL SEAL 20675 ENGINEER CHARLES A. JOHNSON III

SIGN NUMBER: 19B

TYPE: A (OVHD)

QUANTITY: 1

SIGN WIDTH: 53′-0″

HEIGHT: 24′-0″

TOTAL AREA: 1272.0 Sq.Ft.

BORDER TYPE: FLUSH

RECESS: 0″

WIDTH: 3″

RADII: 12″

NO. Z BARS: 6

LENGTH: 628.0

BACKG COLOR: Green

COPY COLOR: White

SYMBOL	X	Y	WID	HT
M1_1	415.4	224.3	48	48
M1_1	78.2	160.9	60	48
M1_4	174.2	160.9	60	48
Through	20.1	12	21.6	66
Through	164.1	12	21.6	66
Option Right	308.1	12	43.1	66
Right	459.1	12	36.2	45
EXIT (E11-1a) SPECIAL	377.1	12	72	24
ONLY (E11-1b) SPECIAL	495.3	12	72	24

MAT'L: 0.125″ ALUMINUM

NOTES:

1. Legend and border shall be direct applied Grade A reflective sheeting.
2. Shields shall be Grade A reflective sheeting on 0.032″ aluminum and demountable.
3. Background shall be Grade C reflective sheeting.
4. EXIT and ONLY panels shall be yellow Grade C sheeting on 0.032″ aluminum and demountable. Legend shall be direct applied black non-reflective sheeting.

DESIGN BY: TRT CHECKED BY: ADK/CAJ

PROJECT ID: U-2524C DIV: 07 DATE: May 2013

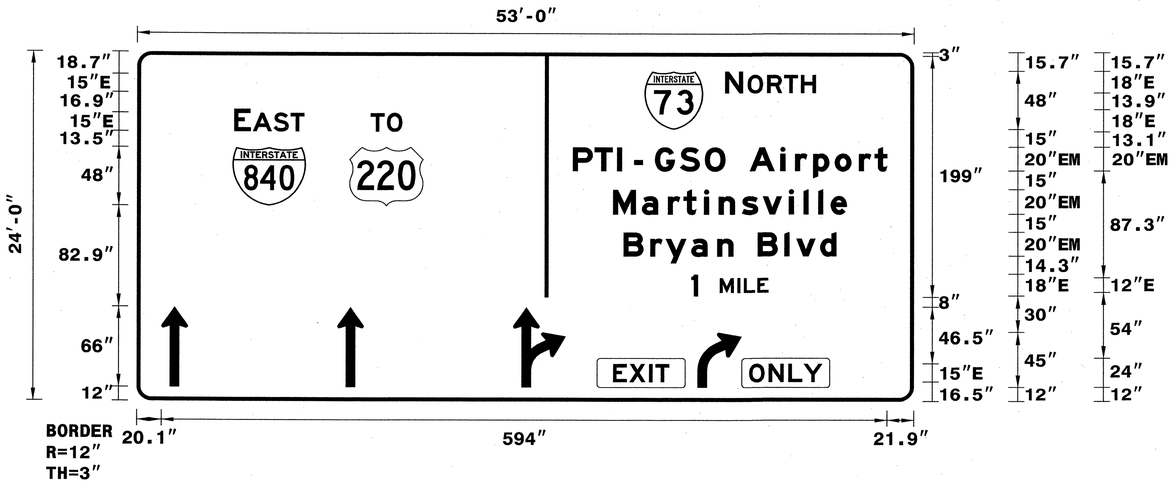

Spacing Factor is 1 unless specified otherwise

LETTER POSITIONS

Letter spacings are to start of next letter

Series/Size
Text Length

	N		O	R	T	H																					E 2000
481.4	14.6	3.8	16	13.8	13.8	12.2	81.1																				74.2
	E		A	S	T																						E 2000
79.5	13.5	1.9	17	13.8	11.3	499.1																					57.4
	T	O																									E 2000
191.2	13.4	12.6	418.8																								26
	P	T	I		-		G	S	O		A	i	r	p	o	r	t										EM 2000
356.9	17.8	18.4	4	10	7	10	20.4	20.4	16.8	20	25	12	14.8	17.6	19.8	12.8	10.4	21.9									257.2
	M	a	r	t	i	n	s	v	i	l	l	e															EM 2000
389.9	23.6	21.2	12.8	16.8	12	19	17.2	21.2	12	12	10.2	13.2	54.9														191.2
	B	r	y	a	n		B	l	v	d																	EM 2000
398.5	21.8	12.6	21	21.2	13.2	20	21.8	9.8	19.4	13.2	63.5																174
	1		M	I	L	E																					E 2000
454.0	5.4	18	14.4	5.3	11	9	119.1																				63.1

HNTB NORTH CAROLINA, P.C.
343 E. Six Forks Road, Suite 200
Raleigh, North Carolina 27609
NC License No: C-1554

SIGN DESIGNS

TIP NO.	SHEET NO.
U-2524C	SIGN-4G

APPROVED: _____

DATE: 6-3-2013

SEAL

NORTH CAROLINA PROFESSIONAL SEAL 20675 ENGINEER CHARLES A. JOHNSON III

SIGN NUMBER: 22B
TYPE: A (OVHD)
QUANTITY: 1

BACKG COLOR: Green
COPY COLOR: White

SIGN WIDTH: 53′-0″
HEIGHT: 24′-0″
TOTAL AREA: 1272.0 Sq.Ft.

BORDER TYPE: FLUSH
RECESS: 0″
WIDTH: 3″
RADII: 12″

NO. Z BARS: 6
LENGTH: 628.0

SYMBOL	X	Y	WID	HT
M1_1	415.4	224.3	48	48
M1_1	78.2	160.9	60	48
M1_4	174.2	160.9	60	48
Through	20.1	12	21.6	66
Through	164.1	12	21.6	66
Option Right	308.1	12	43.1	66
Right	459.1	12	36.2	45
EXIT (E11-1a) SPECIAL	377.1	12	72	24
ONLY (E11-1b) SPECIAL	495.3	12	72	24

MAT'L: 0.125″ ALUMINUM

NOTES:
1. Legend and border shall be direct applied Grade A reflective sheeting.
2. Shields shall be Grade A reflective sheeting on 0.032″ aluminum and demountable.
3. Background shall be Grade C reflective sheeting.
4. EXIT and ONLY panels shall be yellow Grade C sheeting on 0.032″ aluminum and demountable. Legend shall be direct applied black non-reflective sheeting.

DESIGN BY: TRT
CHECKED BY: ADK/CAJ
PROJECT ID: U-2524C
DIV: 07
DATE: May 2013

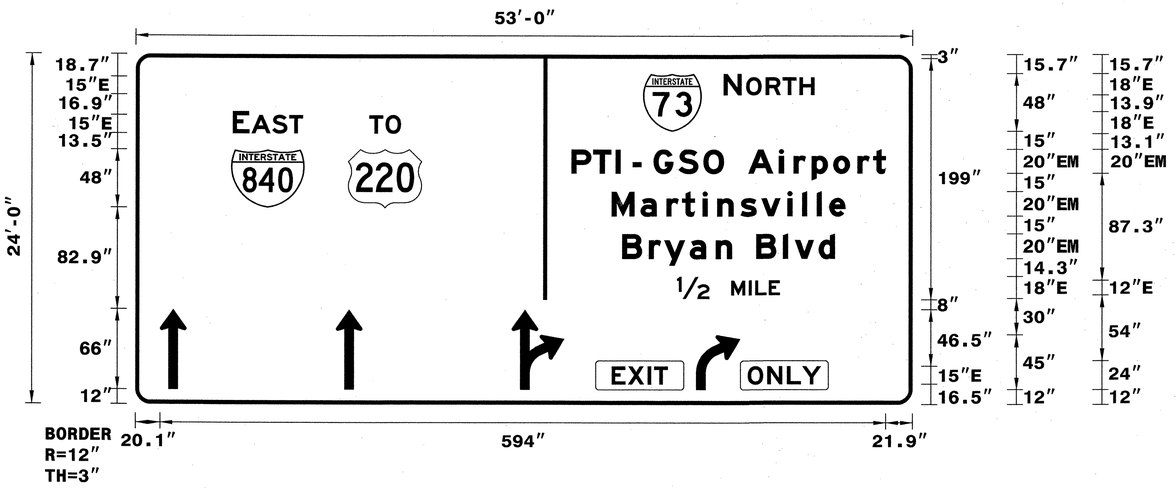

Spacing Factor is 1 unless specified otherwise

LETTER POSITIONS

Letter spacings are to start of next letter

																											Series/Size Text Length
		N		O	R	T	H																				E 2000
	481.4	14.6	3.8	16	13.8	13.8	12.2	81.1																			74.2
		E		A	S	T																					E 2000
	79.5	13.5	1.9	17	13.8	11.3	499.1																				57.4
		T	O																								E 2000
	191.2	13.4	12.6	418.8																							26
		P	T	I		-		G	S	O		A	i	r	p	o	r	t									EM 2000
	356.9	17.8	18.4	4	10	7	10	20.4	20.4	16.8	20	25	12	14.8	17.6	19.8	12.8	10.4	21.9								257.2
		M	a	r	t	i	n	s	v	i	l	l	e														EM 2000
	389.9	23.6	21.2	12.8	16.8	12	19	17.2	21.2	12	12	10.2	13.2	54.9													191.2
		B	r	y	a	n		B	l	v	d																EM 2000
	398.5	21.8	12.6	21	21.2	13.2	20	21.8	9.8	19.4	13.2	63.5															174
		1/2		M	I	L	E																				E 2000
	443.5	26.4	18	14.4	5.3	11	9	108.4																			63.1

HNTB NORTH CAROLINA, P.C.
343 E. Six Forks Road, Suite 200
Raleigh, North Carolina 27609
NC License No: C-1554

SIGN DESIGNS

TIP NO.	SHEET NO.
U-2524C	SIGN-4H

APPROVED: _____

DATE: 6-3-2013

SEAL

NORTH CAROLINA PROFESSIONAL SEAL 20675 ENGINEER CHARLES A. JOHNSON III

SIGN NUMBER: 24B
TYPE: A (OVHD)
QUANTITY: 1

SIGN WIDTH: 53′-0″
HEIGHT: 21′-6″
TOTAL AREA: 1139.5 Sq.Ft.

BORDER TYPE: FLUSH
RECESS: 0″
WIDTH: 3″
RADII: 12″

NO. Z BARS: 6
LENGTH: 628.0

BACKG COLOR: Green
COPY COLOR: White

SYMBOL	X	Y	WID	HT
M1_1	417.2	190.5	48	48
M1_1	81.4	131.3	60	48
M1_4	177.4	131.3	60	48
Through	20.1	12	21.6	66
Through	164.1	12	21.6	66
Option Right	308.1	12	43.2	66
Right	459.1	12	36.2	45
EXIT (E11-1a) SPECIAL	395.1	12	72	24
ONLY (E11-1b) SPECIAL	476.8	12	72	24

MAT′L: 0.125″ ALUMINUM

NOTES:
1. Legend and border shall be direct applied Grade A reflective sheeting.
2. Shields shall be Grade A reflective sheeting on 0.032″ aluminum and demountable.
3. Background shall be Grade C reflective sheeting.
4. EXIT and ONLY panels shall be yellow Grade C sheeting on 0.032″ aluminum and demountable. Legend shall be direct applied black non-reflective sheeting.

DESIGN BY: TRT
CHECKED BY: ADK/CAJ
PROJECT ID: U-2524C
DIV: 07
DATE: May 2013

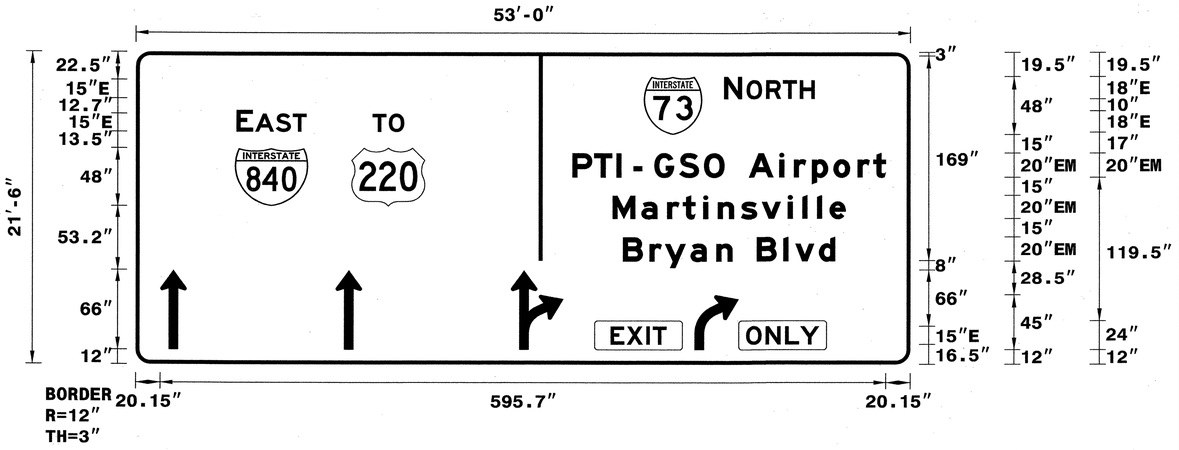

Spacing Factor is 1 unless specified otherwise

LETTER POSITIONS

Letter spacings are to start of next letter

																											Series/Size Text Length
		N		O	R	T	H																				E 2000
	483.2	14.6	3.8	16.1	13.8	13.8	12.2	78.6																			74.2
		E		A	S	T																					E 2000
	82.7	13.5	1.9	17	13.8	11.3	495.9																				57.4
		T	O																								E 2000
	194.4	13.4	12.6	415.6																							26
		P	T	I		-		G	S	O		A	i	r	p	o	r	t									EM 2000
	358.7	17.8	18.4	4	10	7	10	20.4	20.4	16.8	20	25	12	14.8	17.6	19.8	12.8	10.4	20.1								257.2
		M	a	r	t	i	n	s	v	i	l	l	e														EM 2000
	391.7	23.6	21.2	12.8	16.8	12	19	17.2	21.2	12	12	10.2	13.2	53.1													191.2
		B	r	y	a	n		B	l	v	d																EM 2000
	400.3	21.8	12.6	21	21.2	13.2	20	21.8	9.8	19.4	13.2	61.7															174

HNTB NORTH CAROLINA, P.C.
343 E. Six Forks Road, Suite 200
Raleigh, North Carolina 27609
NC License No: C-1554

SIGN DESIGNS

TIP NO.	SHEET NO.
U-2524C	SIGN-41

APPROVED:

DATE: 6-3-2013

SEAL

NORTH CAROLINA PROFESSIONAL SEAL 20675 ENGINEER CHARLES A. JOHNSON III

SIGN NUMBER: 23B
TYPE: A (OVHD)
QUANTITY: 1

SIGN WIDTH: 19′-0″
HEIGHT: 5′-6″
TOTAL AREA: 104.5 Sq.Ft.

BORDER TYPE: FLUSH
RECESS: 0″
WIDTH: 2″
RADII: 9″

NO. Z BARS: 2
LENGTH: 220.0

BACKG COLOR: Green
COPY COLOR: White

SYMBOL	X	Y	WID	HT

MAT'L: 0.125″ ALUMINUM

NOTES:

1. Legend and border shall be direct applied Grade A reflective sheeting.
2. Background shall be Grade C reflective sheeting.

DESIGN BY: TRT CHECKED BY: ADK/CAJ
PROJECT ID: U-2524C DIV: 07 DATE: May 2013

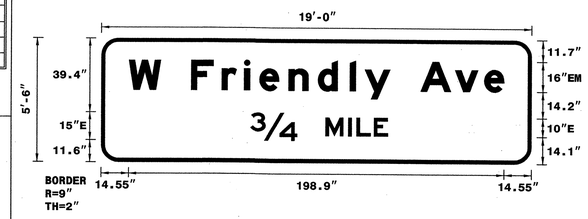

Spacing Factor is 1 unless specified otherwise

LETTER POSITIONS

Letter spacings are to start of next letter

| | | | |

TIP NO.	SHEET NO.
U-2524C	SIGN-4J

APPROVED: _____

DATE: 6-3-2013

SEAL

NORTH CAROLINA PROFESSIONAL SEAL 20675 ENGINEER CHARLES A. JOHNSON III

SIGN NUMBER: 26B,27B
TYPE: A (OVHD)
QUANTITY: 2
SIGN WIDTH: 18′-0″
HEIGHT: 6′-6″
TOTAL AREA: 117.0 Sq.Ft.
BORDER TYPE: FLUSH
RECESS: 0″
WIDTH: 2″
RADII: 9″
NO. Z BARS: 2
LENGTH: 208.0

BACKG COLOR: Green
COPY COLOR: White

SYMBOL	X	Y	WID	HT
AR_Type A	171.9	25.2	22.4	35.3

MAT'L: 0.125″ ALUMINUM

NOTES:
1. Legend and border shall be direct applied Grade A reflective sheeting.
2. Background shall be Grade C reflective sheeting.

DESIGN BY: TRT CHECKED BY: ADK/CAJ
PROJECT ID: U-2524C DIV: 07 DATE: May 2013

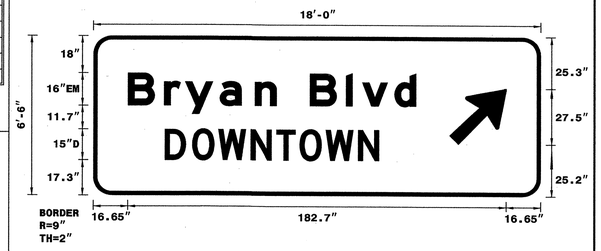

Spacing Factor is 1 unless specified otherwise

LETTER POSITIONS

Letter spacings are to start of next letter

													Series/Size Text Length
	B	r	y	a	n		B	l	v	d			EM 2000
16.7	17.4	10.1	16.8	17	10.6	16	17.4	7.8	15.5	10.6	60.1		139.2
	D	O	W	N	T	O	W	N					D 2000
35.4	13.2	12.6	1.56	12.4	11.2	12.6	15.6	10.2	78				103.5

SIGN NUMBER: 27A,49A
TYPE: B (OVHD)
QUANTITY: 2
SIGN WIDTH: 11′-6″
HEIGHT: 2′-6″
TOTAL AREA: 28.8 Sq.Ft.
BORDER TYPE: FLUSH
RECESS: 0″
WIDTH: 2″
RADII: 3″
NO. Z BARS: 2
LENGTH: 130.0

BACKG COLOR: Green
COPY COLOR: White

SYMBOL	X	Y	WID	HT

MAT'L: 0.125″ ALUMINUM

NOTES:
1. Legend and border shall be direct applied Grade A reflective sheeting.
2. Background shall be Grade C reflective sheeting.

DESIGN BY: TRT CHECKED BY: ADK/CAJ
PROJECT ID: U-2524C DIV: 07 DATE: May 2013

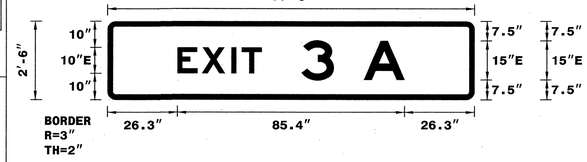

Spacing Factor is 1 unless specified otherwise
Spacing Factor for "EXIT" is 1.2

LETTER POSITIONS

Letter spacings are to start of next letter

							Series/Size Text Length
E	X	I	T				E 2000
26.3	9.2	11.1	3.8	7.5	80.1		31.6
3		A					E 2000
72.9	12.2	11.3	15.3	26.3			38.8

SIGN NUMBER: 28A,35A,40A
TYPE: A (OVHD)
QUANTITY: 3
SIGN WIDTH: 15′-6″
HEIGHT: 2′-6″
TOTAL AREA: 38.8 Sq.Ft.
BORDER TYPE: FLUSH
RECESS: 0″
WIDTH: 2″
RADII: 3″
NO. Z BARS: 2
LENGTH: 178.0

BACKG COLOR: Green
COPY COLOR: White

SYMBOL	X	Y	WID	HT

MAT'L: 0.125″ ALUMINUM

NOTES:
1. Legend and border shall be direct applied Grade A reflective sheeting.
2. Background shall be Grade C reflective sheeting.

DESIGN BY: TRT CHECKED BY: ADK/CAJ
PROJECT ID: U-2524C DIV: 07 DATE: May 2013

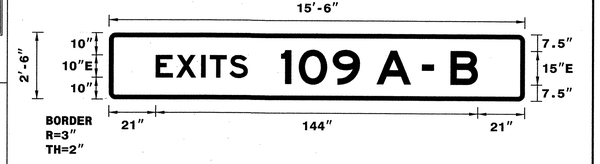

Spacing Factor is 1 unless specified otherwise
Spacing Factor for "EXITS" is 1.2

LETTER POSITIONS

Letter spacings are to start of next letter

													Series/Size Text Length
E	X	I	T	S									E 2000
21	9.2	11.1	3.8	8.8	8.1	124							41
1	0	9		A		-		B					E 2000
77	8	15.2	12.2	7.5	15.3	5	5.3	7.5	12.2	21			88

SIGN NUMBER: 28B
TYPE: A (OVHD)
QUANTITY: 1
SIGN WIDTH: 21′-6″
HEIGHT: 8′-6″
TOTAL AREA: 182.8 Sq.Ft.
BORDER TYPE: FLUSH
RECESS: 0″
WIDTH: 2″
RADII: 12″
NO. Z BARS: 3
LENGTH: 250.0

BACKG COLOR: Green
COPY COLOR: White

SYMBOL	X	Y	WID	HT

MAT'L: 0.125″ ALUMINUM

NOTES:
1. Legend and border shall be direct applied Grade A reflective sheeting.
2. Background shall be Grade C reflective sheeting.

DESIGN BY: TRT CHECKED BY: ADK/CAJ
PROJECT ID: U-2524C DIV: 07 DATE: May 2013



Spacing Factor is 1 unless specified otherwise

LETTER POSITIONS

Letter spacings are to start of next letter

| | | | | | | | | | | | | |

TIP NO.	SHEET NO.
U-2524C	SIGN-4K

APPROVED: _____

DATE: 6-3-2013

SEAL

NORTH CAROLINA PROFESSIONAL SEAL 20675 ENGINEER CHARLES A. JOHNSON III

SIGN NUMBER: 29,39B
TYPE: A (OVHD)
QUANTITY: 1
SIGN WIDTH: 22'-6"
HEIGHT: 15'-0"
TOTAL AREA: 337.5 Sq.Ft.
BORDER TYPE: FLUSH
RECESS: 0"
WIDTH: 2"
RADII: 12"
NO. Z BARS: 6
LENGTH: 262.0

BACKG COLOR: Green
COPY COLOR: White

SYMBOL	X	Y	WID	HT
M1_1	37.4	100.9	36	36
M1_1	101.9	100.9	45	36
M1_1	165	100.9	36	36
AR_Type A	226.4	39.1	22.4	35.3

MAT'L: 0.125" ALUMINUM

NOTES:

1. Legend and border shall be direct applied Grade A reflective sheeting.
2. Shields shall be Grade A reflective sheeting on 0.032" aluminum and demountable.
3. Background shall be Grade C reflective sheeting.

DESIGN BY: TRT CHECKED BY: ADK/CAJ
PROJECT ID: U-2524C DIV: 07 DATE: May 2013

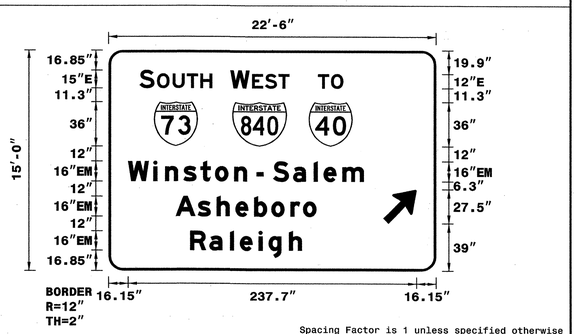

Spacing Factor is 1 unless specified otherwise

LETTER POSITIONS

Letter spacings are to start of next letter

																															Series/Size Text Length
		S		O	U	T	H																								E 2000
	25.5	12.2	2.2	12.8	11.8	11	9.7	184.7																							59.8
		W		E	S	T																										E 2000
	100.3	15.9	2.2	10.7	11	9	121																								48.8
		T	O																												E 2000
	172.7	10.7	10.1	76.6																											20.8
		W	i	n	s	t	o	n		-		S	a	l	e	m															EM 2000
	16.1	20.8	9.6	15.2	13.9	12	15.8	10.6	8	5.6	8	16.5	17	8.2	15.5	17.6	59.6														194.2
		A	s	h	e	b	o	r	o																						EM 2000
	55.3	18.2	15.5	15.5	15.5	14.1	15.8	10.4	10.9	98.7																					116
		R	a	l	e	i	g	h																							EM 2000
	67.2	15.8	17	8.2	15.5	8.2	17	10.6	10.7																						92.2

SIGN NUMBER: 30A
TYPE: A (OVHD)
QUANTITY: 1
SIGN WIDTH: 13'-0"
HEIGHT: 2'-6"
TOTAL AREA: 32.5 Sq.Ft.
BORDER TYPE: FLUSH
RECESS: 0"
WIDTH: 2"
RADII: 3"
NO. Z BARS: 2
LENGTH: 148.0

BACKG COLOR: Green
COPY COLOR: White

SYMBOL	X	Y	WID	HT

MAT'L: 0.125" ALUMINUM

NOTES:

1. Legend and border shall be direct applied Grade A reflective sheeting.
2. Background shall be Grade C reflective sheeting.

DESIGN BY: TRT CHECKED BY: ADK/CAJ
PROJECT ID: U-2524C DIV: 07 DATE: May 2013



Spacing Factor is 1 unless specified otherwise
Spacing Factor for "EXIT" is 1.2

LETTER POSITIONS

Letter spacings are to start of next letter

																															Series/Size Text Length
		E	X	I	T																										E 2000
	25.3	9.2	11.1	3.8	7.5	99																									31.6
		1	0	9		B																									E 2000
	72	8	15.2	12.2	11.3	12.2	25.3																								58.7

SIGN NUMBER: 30B
TYPE: A (OVHD)
QUANTITY: 1
SIGN WIDTH: 20'-0"
HEIGHT: 6'-6"
TOTAL AREA: 130.0 Sq.Ft.
BORDER TYPE: FLUSH
RECESS: 0"
WIDTH: 2"
RADII: 4"
NO. Z BARS: 2
LENGTH: 232.0

BACKG COLOR: Green
COPY COLOR: White

SYMBOL	X	Y	WID	HT
ARDOWN	104	12	32	22

MAT'L: 0.125" ALUMINUM

NOTES:

1. Legend and border shall be direct applied Grade A reflective sheeting.
2. Background shall be Grade C reflective sheeting.

DESIGN BY: TRT CHECKED BY: ADK/CAJ
PROJECT ID: U-2524C DIV: 07 DATE: May 2013

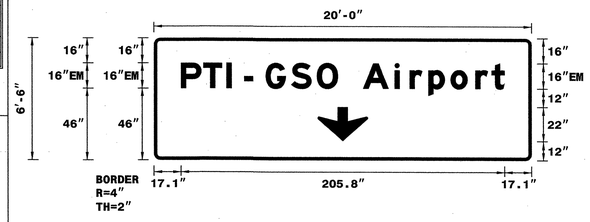

Spacing Factor is 1 unless specified otherwise

LETTER POSITIONS

Letter spacings are to start of next letter

																															Series/Size Text Length
		P	T	I		-		G	S	O		A	i	r	p	o	r	t													EM 2000
	17.1	14.2	14.7	3.2	8	5.6	8	16.3	16.3	13.4	16	20	9.6	11.8	14.1	15.8	10.2	8.3	17.1												205.8

SIGN NUMBER: 31A
TYPE: A (OVHD)
QUANTITY: 1
SIGN WIDTH: 13'-0"
HEIGHT: 2'-6"
TOTAL AREA: 32.5 Sq.Ft.
BORDER TYPE: FLUSH
RECESS: 0"
WIDTH: 2"
RADII: 3"
NO. Z BARS: 2
LENGTH: 148.0

BACKG COLOR: Green
COPY COLOR: White

SYMBOL	X	Y	WID	HT

MAT'L: 0.125" ALUMINUM

NOTES:

1. Legend and border shall be direct applied Grade A reflective sheeting.
2. Background shall be Grade C reflective sheeting.

DESIGN BY: TRT CHECKED BY: ADK/CAJ
PROJECT ID: U-2524C DIV: 07 DATE: May 2013



Spacing Factor is 1 unless specified otherwise
Spacing Factor for "EXIT" is 1.2

LETTER POSITIONS

Letter spacings are to start of next letter

																															Series/Size Text Length
		E	X	I	T																										E 2000
	23.8	9.2	11.1	3.8	7.5	100.6																									31.6
		1	0	9		A																									E 2000
	70.4	8	15.2	12.2	11.3	15.3	23.8																								61.9

HNTB NORTH CAROLINA, P.C.
343 E. Six Forks Road, Suite 200
Raleigh, North Carolina 27609
NC License No: C-1554

SIGN DESIGNS

TIP NO.	SHEET NO.
U-2524C	SIGN-4L

APPROVED: _____

DATE: 6-3-2013

SEAL

NORTH CAROLINA PROFESSIONAL SEAL 20675 ENGINEER CHARLES A. JOHNSON III

SIGN NUMBER: 31B
TYPE: A (OVHD)
QUANTITY: 1
SIGN WIDTH: 25'-0"
HEIGHT: 4'-0"
TOTAL AREA: 100.0 Sq.Ft.
BORDER TYPE: FLUSH
RECESS: 0"
WIDTH: 2"
RADII: 6"
NO. Z BARS: 2
LENGTH: 292.0

BACKG COLOR: Green
COPY COLOR: White

SYMBOL	X	Y	WID	HT
AR_Type A	255.6	10.3	22.4	35.3

MAT'L: 0.125" ALUMINUM

NOTES:
1. Legend and border shall be direct applied Grade A reflective sheeting.
2. Background shall be Grade C reflective sheeting.

DESIGN BY: TRT
PROJECT ID: U-2524C
CHECKED BY: ADK/CAJ
DIV: 07
DATE: May 2013

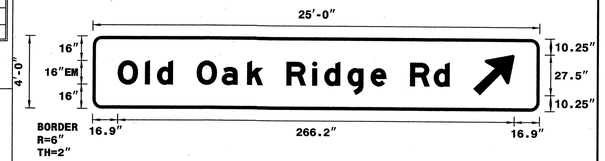

Spacing Factor is 1 unless specified otherwise

LETTER POSITIONS

Letter spacings are to start of next letter

																						Series/Size Text Length
	0	l	d		0	a	k		R	i	d	g	e		R	d						EM 2000
16.9	18.2	8.2	10.6	16	16.8	17	10.6	16	17.3	8.2	15.5	15.5	10.6	16	15.8	10.6	50.4					222.7

SIGN NUMBER: 32
TYPE: A (OVHD)
QUANTITY: 1
SIGN WIDTH: 17'-0"
HEIGHT: 8'-6"
TOTAL AREA: 144.5 Sq.Ft.
BORDER TYPE: FLUSH
RECESS: 0"
WIDTH: 2"
RADII: 9"
NO. Z BARS: 3
LENGTH: 196.0

BACKG COLOR: Green
COPY COLOR: White

SYMBOL	X	Y	WID	HT
ARDOWN	14	9.3	32	22
ARDOWN	158	9.3	32	22

MAT'L: 0.125" ALUMINUM

NOTES:
1. Legend and border shall be direct applied Grade A reflective sheeting.
2. Background shall be Grade C reflective sheeting.

DESIGN BY: TRT
PROJECT ID: U-2524C
CHECKED BY: ADK/CAJ
DIV: 07
DATE: May 2013



Spacing Factor is 1 unless specified otherwise

LETTER POSITIONS

Letter spacings are to start of next letter

																						Series/Size Text Length
	B	r	y	a	n		B	l	v	d												EM 2000
32.4	17.4	10.1	16.8	17	10.6	16	17.4	7.8	15.5	10.6	32.4											139.2
	D	O	W	N	T	O	W	N														D 2000
50.3	13.2	12.6	15.6	12.4	11.3	12.6	15.6	10.2	50.3													103.5

SIGN NUMBER: 33B
TYPE: A (OVHD)
QUANTITY: 1
SIGN WIDTH: 22'-0"
HEIGHT: 19'-6"
TOTAL AREA: 429.0 Sq.Ft.
BORDER TYPE: FLUSH
RECESS: 0"
WIDTH: 2"
RADII: 12"
NO. Z BARS: 6
LENGTH: 256.0

BACKG COLOR: Green/Yellow
COPY COLOR: White/Black

SYMBOL	X	Y	WID	HT
M1_1	28.5	155.8	36	36
M1_1	91.4	155.8	45	36
M1_1	151.4	155.8	36	36
M1_4	202.4	155.8	45	36
ARDOWN	115	8	32	22

MAT'L: 0.125" ALUMINUM

NOTES:
1. Legend and border shall be direct applied Grade C reflective sheeting.
2. Shields shall be Grade C reflective sheets on 0.032" aluminum and demountable.
3. Background shall be Grade A reflective sheeting.
4. Bottom panel shall be yellow Grade C sheeting Legend shall be direct applied black non-reflective sheeting. Yellow panel is 264" x 36". (Border Type = Recessed, Recess = 2", Width = 2", Radii = 12")

DESIGN BY: TRT
PROJECT ID: U-2524C
CHECKED BY: ADK/CAJ
DIV: 07
DATE: May 2013

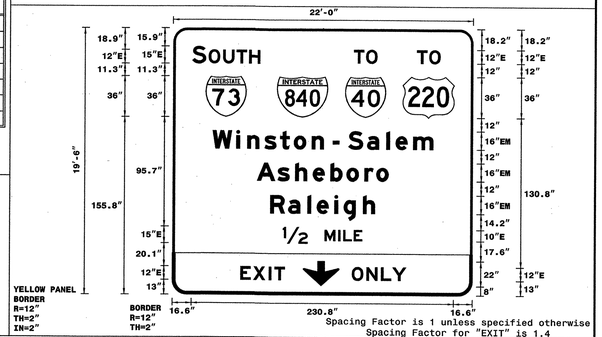

Spacing Factor is 1 unless specified otherwise
Spacing Factor for "EXIT" is 1.4

LETTER POSITIONS

Letter spacings are to start of next letter

| | | | | | | | | | | | | | | | | | | |

TIP NO.	SHEET NO.
U-2524C	SIGN-4M

APPROVED:

DATE: 6-3-2013

SEAL

NORTH CAROLINA PROFESSIONAL SEAL 20675 ENGINEER CHARLES A. JOHNSON III

SIGN NUMBER: 35B
TYPE: A (OVHD)
QUANTITY: 1
SIGN WIDTH: 21'-6"
HEIGHT: 9'-0"
TOTAL AREA: 193.5 Sq.Ft.
BORDER TYPE: FLUSH
RECESS: 0"
WIDTH: 2"
RADII: 12"
NO. Z BARS: 3
LENGTH: 250.0

BACKG COLOR: Green/Yellow
COPY COLOR: White/Black

SYMBOL	X	Y	WID	HT
AR_Type A	113	5	22.6	35.6

MAT'L: 0.125" ALUMINUM

NOTES:
1. Legend and border shall be direct applied Grade A reflective sheeting.
2. Background shall be Grade C reflective sheeting.
3. Bottom panel shall be yellow Grade C sheeting Legend shall be direct applied black non-reflective sheeting. Yellow panel is 258" x 36". (Border Type = Recessed, Recess = 2", Width = 2", Radii = 12")

DESIGN BY: TRT CHECKED BY: ADK/CAJ
PROJECT ID: U-2524C DIV: 07 DATE: May 2013

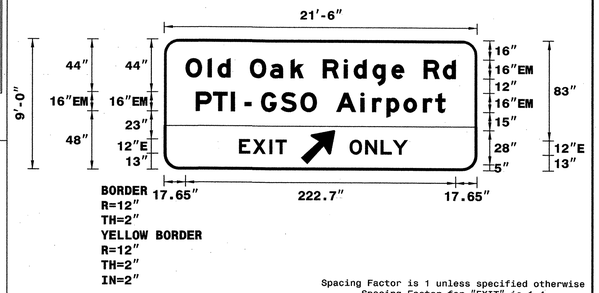

Spacing Factor is 1 unless specified otherwise
Spacing Factor for "EXIT" is 1.4

LETTER POSITIONS

Letter spacings are to start of next letter

																					Series/Size Text Length
	O	l	d		O	a	k		R	i	d	g	e		R	d					EM 2000
17.6	18.2	8.2	10.6	16	16.8	17	10.6	16	17.3	8.2	15.5	15.5	10.6	16	15.8	10.6	17.6				222.7
	P	T	I		-		G	S	O		A	i	r	p	o	r	t				EM 2000
26.1	14.2	14.7	3.2	8	5.6	8	16.3	16.3	13.4	16	20	9.6	11.8	14.1	15.8	10.2	8.3	26.1			205.8
	E	X	I	T																	E 2000
61.8	11.4	13.8	5	9	157																39.2
	O	N	L	Y																	E 2000
153	12.8	12.8	10	12.2	57.1																47.9

SIGN NUMBER: 36
TYPE: A (OVHD)
QUANTITY: 1
SIGN WIDTH: 14'-6"
HEIGHT: 6'-6"
TOTAL AREA: 94.3 Sq.Ft.
BORDER TYPE: FLUSH
RECESS: 0"
WIDTH: 2"
RADII: 9"
NO. Z BARS: 2
LENGTH: 166.0

BACKG COLOR: Green
COPY COLOR: White

SYMBOL	X	Y	WID	HT

MAT'L: 0.125" ALUMINUM

NOTES:
1. Legend and border shall be direct applied Grade A reflective sheeting.
2. Background shall be Grade C reflective sheeting.

DESIGN BY: TRT CHECKED BY: ADK/CAJ
PROJECT ID: U-2524C DIV: 07 DATE: May 2013

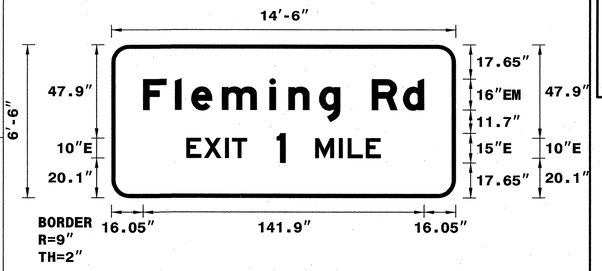

Spacing Factor is 1 unless specified otherwise

LETTER POSITIONS

Letter spacings are to start of next letter

																					Series/Size Text Length
	F	l	e	m	i	n	g		R	d											EM 2000
16	16.2	8.2	15.5	24	9.6	15.5	10.6	16	15.8	10.6	16										141.9
	E	X	I	T		1		M	I	L	E										E 2000
37.9	8.9	10.7	3.5	7.5	15	4.5	15	12	4.4	9.2	7.5	37.9									98.2

SIGN NUMBER: 37B
TYPE: A (OVHD)
QUANTITY: 1
SIGN WIDTH: 28'-0"
HEIGHT: 21'-0"
TOTAL AREA: 588.0 Sq.Ft.
BORDER TYPE: FLUSH
RECESS: 0"
WIDTH: 3"
RADII: 12"
NO. Z BARS: 6
LENGTH: 328.0

BACKG COLOR: Green/Yellow
COPY COLOR: White/Black

SYMBOL	X	Y	WID	HT
M1_1	36	154.5	48	48
M1_1	111	154.5	60	48
M1_1	185	154.5	48	48
M1_4	253	154.5	60	48
AR_Type A	152	5	22.6	35.6

MAT'L: 0.125" ALUMINUM

NOTES:
1. Legend and border shall be direct applied Grade A reflective sheeting.
2. Shields shall be Grade A reflective sheeting on 0.032" aluminum and demountable.
3. Background shall be Grade C reflective sheeting.
4. Bottom panel shall be yellow Grade C sheeting Legend shall be direct applied black non-reflective sheeting. Yellow panel is 336" x 36". (Border Type = Recessed, Recess = 2", Width = 2", Radii = 12")

DESIGN BY: TRT CHECKED BY: ADK/CAJ
PROJECT ID: U-2524C DIV: 07 DATE: May 2013

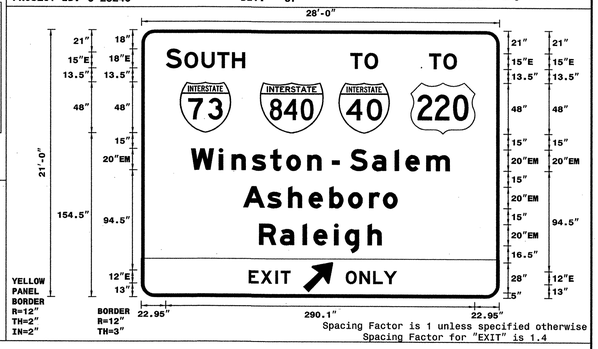

Spacing Factor is 1 unless specified otherwise
Spacing Factor for "EXIT" is 1.4

LETTER POSITIONS

Letter spacings are to start of next letter

																					Series/Size Text Length
	S		O	U	T	H															E 2000
23	14.6	2.8	16	14.7	13.8	12.2	239														74.1
	T	O																			E 2000
196.1	13.4	12.6	114																		26
	T	O																			E 2000
270.1	13.4	12.6	40																		26
	W	i	n	s	t	o	n		-		S	a	l	e	m						EM 2000
46.6	26	12	19	17.4	15	19.8	13.2	10	7	10	20.6	21.2	10.2	19.4	22	46.6					242.8
	A	s	h	e	b	o	r	o													EM 2000
95.5	22.8	19.4	19.4	19.4	17.6	19.8	13	13.6	95.5												145
	R	a	l	e	i	g	h														EM 2000
110.4	19.8	21.2	10.2	19.4	10.2	21.2	13.2	110.4													115.2
	E	X	I	T																	E 2000
100.8	11.4	13.8	5	9	196																39.2
	O	N	L	Y																	E 2000
192	12.8	12.8	10	12.2	96.1																47.9

SIGN NUMBER: 38B
TYPE: A (OVHD)
QUANTITY: 1
SIGN WIDTH: 17'-0"
HEIGHT: 12'-0"
TOTAL AREA: 204.0 Sq.Ft.
BORDER TYPE: FLUSH
RECESS: 0"
WIDTH: 2"
RADII: 12"
NO. Z BARS: 3
LENGTH: 196.0

BACKG COLOR: Green
COPY COLOR: White

SYMBOL	X	Y	WID	HT
M1_1	40.3	69.1	45	36
M1_4	118.7	69.1	45	36
ARDOWN	14	10.3	32	22
ARDOWN	158	10.3	32	22

MAT'L: 0.125" ALUMINUM

NOTES:
1. Legend and border shall be direct applied Grade A reflective sheeting.
2. Shields shall be Grade A reflective sheeting on 0.032" aluminum and demountable.
3. Background shall be Grade C reflective sheeting.

DESIGN BY: TRT CHECKED BY: ADK/CAJ
PROJECT ID: U-2524C DIV: 07 DATE: May 2013

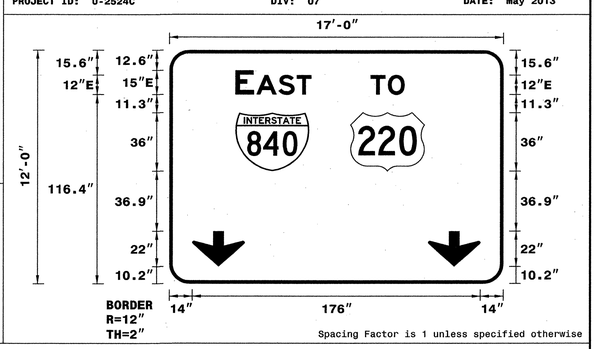

Spacing Factor is 1 unless specified otherwise

LETTER POSITIONS

Letter spacings are to start of next letter

																					Series/Size Text Length
	E		A	S	T																E 2000
40.3	11.3	1.5	13.6	11	9	117.3															46.4
	T	O																			E 2000
130.8	10.7	10.1	68.4																		20.8

HNTB NORTH CAROLINA, P.C.
343 E. Six Forks Road, Suite 200
Raleigh, North Carolina 27609
NC License No: C-1554

SIGN DESIGNS

TIP NO.	SHEET NO.
U-2524C	SIGN-4N

APPROVED: _____

DATE: 6-3-2013

SEAL

NORTH CAROLINA PROFESSIONAL SEAL 20675 ENGINEER CHARLES A. JOHNSON III

SIGN NUMBER: 40B
TYPE: A (OVHD)
QUANTITY: 1
SIGN WIDTH: 21'-6"
HEIGHT: 11'-0"
TOTAL AREA: 236.5 Sq.Ft.
BORDER TYPE: FLUSH
RECESS: 0"
WIDTH: 2"
RADII: 12"
NO. Z BARS: 3
LENGTH: 250.0

BACKG COLOR: Green/Yellow
COPY COLOR: White/Black

SYMBOL	X	Y	WID	HT
ARDOWN	112	8	32	22

MAT'L: 0.125" ALUMINUM

NOTES:
1. Legend and border shall be direct applied Grade A reflective sheeting.
2. Background shall be Grade C reflective sheeting.
3. Bottom panel shall be yellow Grade C sheeting Legend shall be direct applied black non-reflective sheeting. Yellow panel is 258" x 36". (Border Type = Recessed, Recess = 2", Width = 2", Radii = 12")

DESIGN BY: TRT CHECKED BY: ADK/CAJ
PROJECT ID: U-2524C DIV: 07 DATE: May 2013

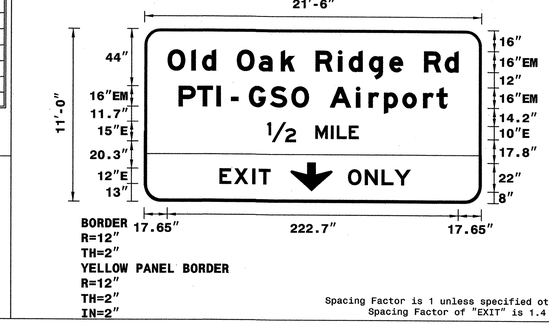

Spacing Factor is 1 unless specified otherwise
Spacing Factor of "EXIT" is 1.4

LETTER POSITIONS

Letter spacings are to start of next letter

| | | |

TIP NO.	SHEET NO.
U-2524C	SIGN-4O

APPROVED:

DATE: 6-3-2013

SEAL

NORTH CAROLINA PROFESSIONAL SEAL 20675 ENGINEER CHARLES A. JOHNSON III

SIGN NUMBER: 44
TYPE: A (OVHD)
QUANTITY: 1
SIGN WIDTH: 14′-6″
HEIGHT: 13′-0″
TOTAL AREA: 188.5 Sq.Ft.
BORDER TYPE: FLUSH
RECESS: 0″
WIDTH: 2″
RADII: 12″
NO. Z BARS: 4
LENGTH: 166.0

BACKG COLOR: Green/Yellow
COPY COLOR: White/Black

SYMBOL	X	Y	WID	HT
M1_1	34.5	78.2	45	36
M1_4	95.2	78.2	45	36
ARDOWN	70	8	32	22

MAT'L: 0.125″ ALUMINUM

NOTES:
1. Legend and border shall be direct applied Grade C reflective sheeting.
2. Shields shall be Grade A reflective sheeting on 0.032″ aluminum and demountable.
3. Background shall be Grade C reflective sheeting.
4. Bottom panel shall be yellow Grade C sheeting Legend shall be direct applied black non-reflective sheeting. Yellow panel is 174″ x 36″. (Border Type = Recessed, Recess = 2″, Width = 2″, Radii = 12″)

DESIGN BY: TRT CHECKED BY: ADK/CAJ
PROJECT ID: U-2524C DIV: 07 DATE: May 2013

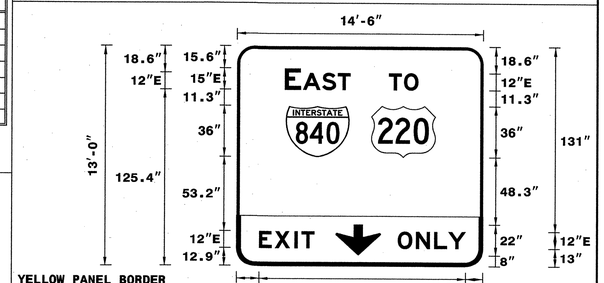

Spacing Factor is 1 unless specified otherwise
Spacing Factor for "EXIT" is 1.4

LETTER POSITIONS

Letter spacings are to start of next letter

| | | |

TIP NO.	SHEET NO.
U-2524C	SIGN-4P

APPROVED: _____

DATE: 6-3-2013

SEAL

NORTH CAROLINA PROFESSIONAL SEAL 20675 ENGINEER CHARLES A. JOHNSON III

SIGN NUMBER: 48A,52A,55A
TYPE: A (OVHD)
QUANTITY: 3
SIGN WIDTH: 14′-0″
HEIGHT: 2′-6″
TOTAL AREA: 35.0 Sq.Ft.
BORDER TYPE: FLUSH
RECESS: 0″
WIDTH: 2″
RADII: 3″
NO. Z BARS: 2
LENGTH: 160.0

BACKG COLOR: Green
COPY COLOR: White

SYMBOL	X	Y	WID	HT

MAT'L: 0.125″ ALUMINUM

NOTES:

1. Legend and border shall be direct applied Grade A reflective sheeting.
2. Background shall be Grade C reflective sheeting.

DESIGN BY: TRT
PROJECT ID: U-2524C
CHECKED BY: ADK/CAJ
DIV: 07
DATE: May 2013

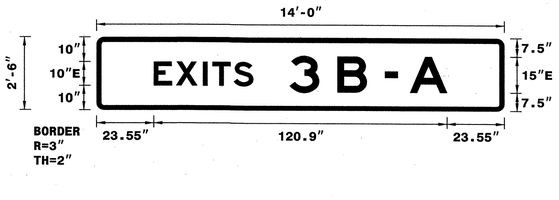

Spacing Factor is 1 unless specified otherwise
Spacing Factor for "EXITS" is 1.2

LETTER POSITIONS

Letter spacings are to start of next letter

																																				Series/Size Text Length
		E	X	I	T	S																																E 2000
	23.6	9.2	11.1	3.8	8.8	8.1	103.4																															41
		3		B		-		A																															E 2000
	79.6	12.2	7.5	12.2	7.5	5.3	5	15.3	23.6																														64.9

SIGN NUMBER: 48B
TYPE: A (OVHD)
QUANTITY: 1
SIGN WIDTH: 28′-6″
HEIGHT: 16′-0″
TOTAL AREA: 456.0 Sq.Ft.
BORDER TYPE: FLUSH
RECESS: 0″
WIDTH: 3″
RADII: 12″
NO. Z BARS: 6
LENGTH: 334.0

BACKG COLOR: Green
COPY COLOR: White

SYMBOL	X	Y	WID	HT
M1_1	78.6	124.5	48	48
AR_Type A	297.4	50.8	22.4	35.3

MAT'L: 0.125″ ALUMINUM

NOTES:

1. Legend and border shall be direct applied Grade A reflective sheeting.
2. Shields shall be Grade A reflective sheeting on 0.032″ aluminum and demountable.
3. Background shall be Grade C reflective sheeting.

DESIGN BY: TRT
PROJECT ID: U-2524C
CHECKED BY: ADK/CAJ
DIV: 07
DATE: May 2013



Spacing Factor is 1 unless specified otherwise

LETTER POSITIONS

Letter spacings are to start of next letter

																																				Series/Size Text Length
		N		O	R	T	H																															E 2000
	144.7	14.6	3.8	16	13.8	13.8	12.2	123.1																															74.2
		P	T	I		-		G	S	O		A	i	r	p	o	r	t																			EM 2000
	20.2	17.8	18.4	4	10	7	10	20.4	20.4	16.8	20	25	12	14.8	17.6	19.8	12.8	10.4	64.6																			257.2
		M	a	r	t	i	n	s	v	i	l	l	e																									EM 2000
	54.1	23.6	21.2	12.8	16.8	12	19	17.2	21.2	12	12	10.2	13.2	96.7																									191.2
		B	r	y	a	n		B	l	v	d																											EM 2000
	62.7	21.8	12.6	21	21.2	13.2	20	21.8	9.8	19.4	13.2	105.3																											174

SIGN NUMBER: 49B
TYPE: A (OVHD)
QUANTITY: 1
SIGN WIDTH: 14′-6″
HEIGHT: 8′-6″
TOTAL AREA: 123.3 Sq.Ft.
BORDER TYPE: FLUSH
RECESS: 0″
WIDTH: 2″
RADII: 12″
NO. Z BARS: 3
LENGTH: 166.0

BACKG COLOR: Green
COPY COLOR: White

SYMBOL	X	Y	WID	HT

MAT'L: 0.125″ ALUMINUM

NOTES:

1. Legend and border shall be direct applied Grade A reflective sheeting.
2. Background shall be Grade C reflective sheeting.

DESIGN BY: TRT
PROJECT ID: U-2524C
CHECKED BY: ADK/CAJ
DIV: 07
DATE: May 2013

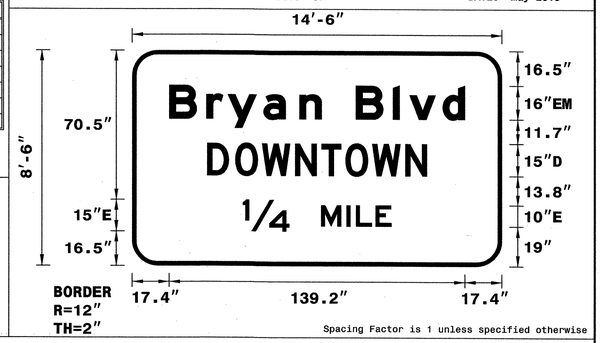

Spacing Factor is 1 unless specified otherwise

LETTER POSITIONS

Letter spacings are to start of next letter

																																				Series/Size Text Length
		B	r	y	a	n		B	l	v	d																											EM 2000
	17.4	17.4	10.1	16.8	17	10.6	16	17.4	7.8	15.5	10.6	17.4																										139.2
		D	O	W	N	T	O	W	N																													D 2000
	35.3	13.2	12.6	15.6	10.2	11.2	12.6	15.6	10.2	35.3																													103.5
		1/4		M	I	L	E																															E 2000
	52	22	15	12	4.4	9.2	7.5	52																															70.1

SIGN NUMBER: 50A
TYPE: B (OVHD)
QUANTITY: 1
SIGN WIDTH: 11′-6″
HEIGHT: 2′-6″
TOTAL AREA: 28.8 Sq.Ft.
BORDER TYPE: FLUSH
RECESS: 0″
WIDTH: 2″
RADII: 3″
NO. Z BARS: 2
LENGTH: 130.0

BACKG COLOR: Green
COPY COLOR: White

SYMBOL	X	Y	WID	HT

MAT'L: 0.125″ ALUMINUM

NOTES:

1. Legend and border shall be direct applied Grade A reflective sheeting.
2. Background shall be Grade C reflective sheeting.

DESIGN BY: TRT
PROJECT ID: U-2524C
CHECKED BY: ADK/CAJ
DIV: 07
DATE: May 2013

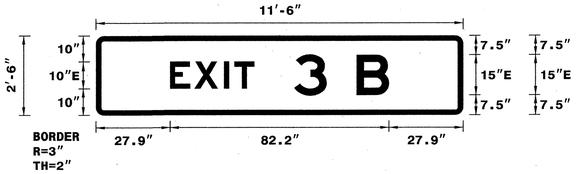

Spacing Factor is 1 unless specified otherwise
Spacing Factor for "EXIT" is 1.2

LETTER POSITIONS

Letter spacings are to start of next letter

																																				Series/Size Text Length
		E	X	I	T																																	E 2000
	27.9	9.2	11.1	3.8	7.5	78.5																																31.6
		3		B																																		E 2000
	74.5	12.2	11.3	12.2	27.9																																	35.6

HNTB NORTH CAROLINA, P.C.
343 E. Six Forks Road, Suite 200
Raleigh, North Carolina 27609
NC License No: C-1554

SIGN DESIGNS

TIP NO.	SHEET NO.
U-2524C	SIGN-4Q

APPROVED: _____

DATE: 6-3-2013

SEAL

NORTH CAROLINA PROFESSIONAL ENGINEER SEAL 20675 CHARLES A. JOHNSON III

SIGN NUMBER: 50B
TYPE: A (OVHD)
QUANTITY: 1
SIGN WIDTH: 23'-6"
HEIGHT: 10'-6"
TOTAL AREA: 246.8 Sq.Ft.
BORDER TYPE: FLUSH
RECESS: 0"
WIDTH: 2"
RADII: 12"
NO. Z BARS: 3
LENGTH: 274.0

BACKG COLOR: Green
COPY COLOR: White

SYMBOL	X	Y	WID	HT
M1_1	63.8	73	36	36
AR_Type A	238.1	17	22.4	35.3

MAT'L: 0.125" ALUMINUM

NOTES:

1. Legend and border shall be direct applied Grade A reflective sheeting.
2. Shields shall be Grade A reflective sheeting on 0.032" aluminum and demountable.
3. Background shall be Grade C reflective sheeting.

DESIGN BY: TRT CHECKED BY: ADK/CAJ
PROJECT ID: U-2524C DIV: 07 DATE: May 2013

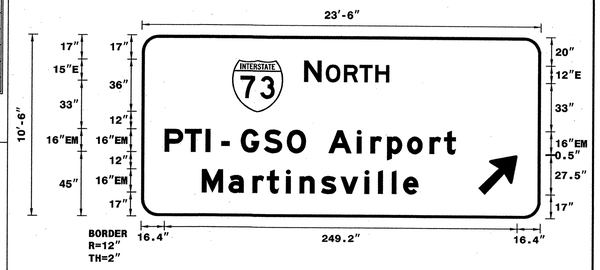

Spacing Factor is 1 unless specified otherwise

LETTER POSITIONS

Letter spacings are to start of next letter

| | | |

TIP NO.	SHEET NO.
U-2524C	SIGN-4R

APPROVED: _____

DATE: 6-3-2013

SEAL

NORTH CAROLINA PROFESSIONAL SEAL 20675 ENGINEER CHARLES A. JOHNSON III

SIGN NUMBER: 52B
TYPE: A (OVHD)
QUANTITY: 1
SIGN WIDTH: 25'-0"
HEIGHT: 18'-6"
TOTAL AREA: 462.5 Sq.Ft.
BORDER TYPE: FLUSH
RECESS: 0"
WIDTH: 3"
RADII: 12"
NO. Z BARS: 6
LENGTH: 292.0

BACKG COLOR: Green
COPY COLOR: White

SYMBOL	X	Y	WID	HT
M1_1	79.9	155.7	48	48

MAT'L: 0.125" ALUMINUM

NOTES:

1. Legend and border shall be direct applied Grade A reflective sheeting.
2. Shields shall be Grade A reflective sheeting on 0.032" aluminum and demountable.
3. Background shall be Grade C reflective sheeting.

DESIGN BY: TRT
PROJECT ID: U-2524C
CHECKED BY: ADK/CAJ
DIV: 07
DATE: May 2013



Spacing Factor is 1 unless specified otherwise

LETTER POSITIONS

Letter spacings are to start of next letter

| | | | | | | | | | | | | | | | | | | | | | | | | | | | | | | | | | | | | | | Series/Size Text Length |
|---|---|---|---|---

TIP NO.	SHEET NO.
U-2524C	SIGN- 4S

APPROVED: _____

DATE: 7-8-2013

SEAL

NORTH CAROLINA PROFESSIONAL SEAL 20675 ENGINEER CHARLES A. JOHNSON III

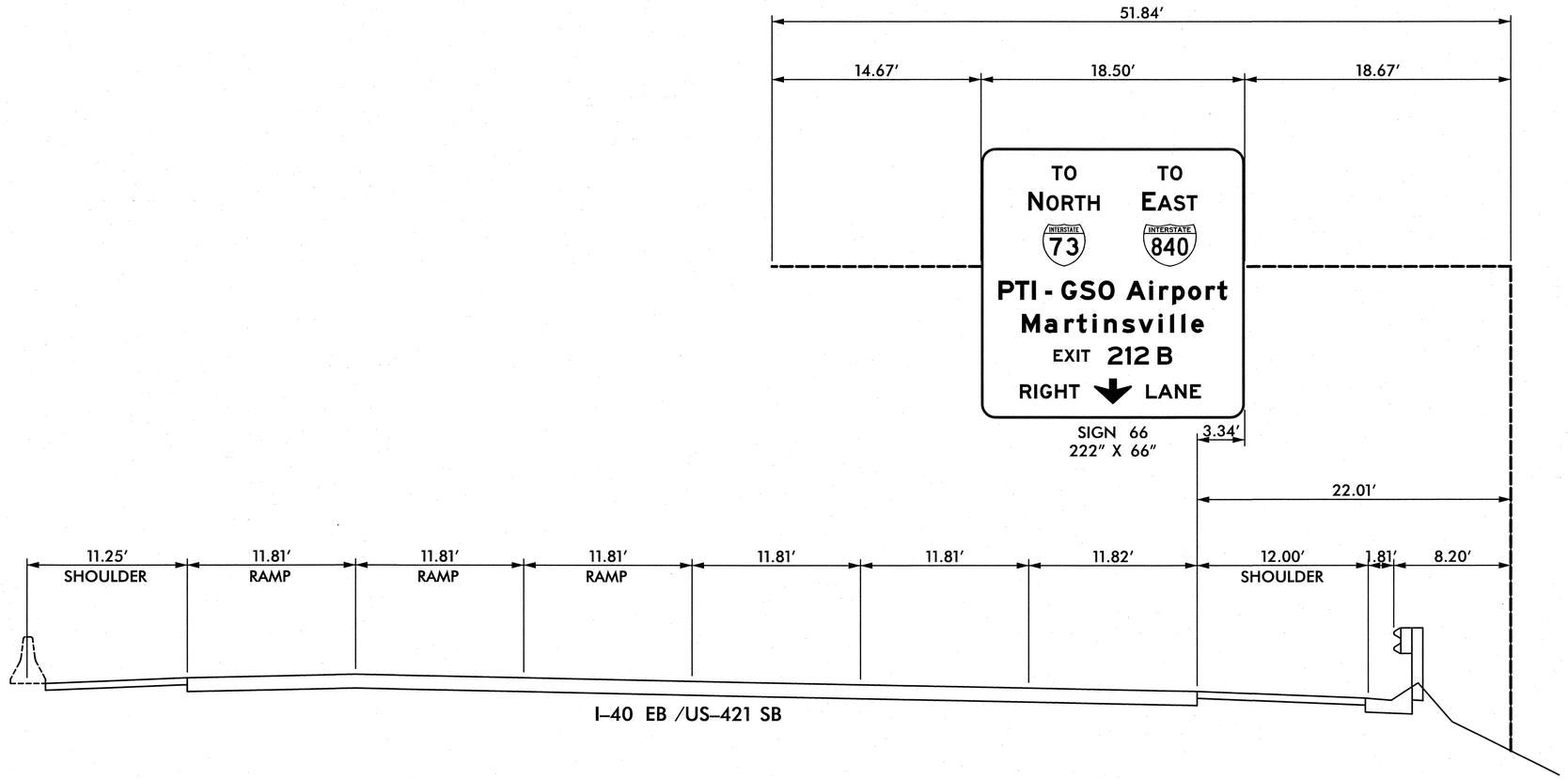

NOTES:

SEE STANDARD 904–3(B)(3) FOR REQUIREMENTS OF NEW STRUCTURAL MEMBERS, MOUNTING HARDWARE FOR NEW SIGNS, SHOP DRAWINGS, BRACING AND ACCESSORY HARDWARE FOR ATTACHMENTS.

CUT EXISTING WALKWAY SUPPORTS AT THE BOTTOM OF PROPOSED PANELS.

SEE NCDOT STANDARD SPECIFICATIONS, SECTION 1076–6 FOR REPAIR OF GALVANIZING.

ERECT SIGN PANELS WITH MINIMUM 18′ VERITCAL CLEARANCE.

EXISTING
OVERHEAD ASSEMBLY 'UU'
I-40 EB/US-421 SB

TIP NO.	SHEET NO.
U-2524C	SIGN-4T

APPROVED: _____

DATE: 6-14-2013

SEAL

NORTH CAROLINA PROFESSIONAL SEAL 20675 ENGINEER CHARLES A. JOHNSON III

SIGN NUMBER: 60
TYPE: A
QUANTITY: 1
SIGN WIDTH: 19′-0″
HEIGHT: 10′-0″
TOTAL AREA: 190.0 Sq.Ft.
BORDER TYPE: FLUSH
RECESS: 0″
WIDTH: 2″
RADII: 12″
NO. Z BARS: 3
LENGTH: 220.0

BACKG COLOR: Green
COPY COLOR: White

SYMBOL	X	Y	WID	HT
AR_Type A	183.6	47.2	22.5	35.4
M1_1	55.7	43	45	36
M1_1	126.6	43	36	36

MAT'L: 0.125″ ALUMINUM

NOTES:
1. Legend and border shall be direct applied Grade A reflective sheeting.
2. Shields shall be Grade A reflective sheeting on 0.032″ aluminum and demountable.
3. Background shall be Grade C reflective sheeting.

DESIGN BY: TRT CHECKED BY: ADK/CAJ
PROJECT ID: U-2524C DIV: 07 DATE: May 2013

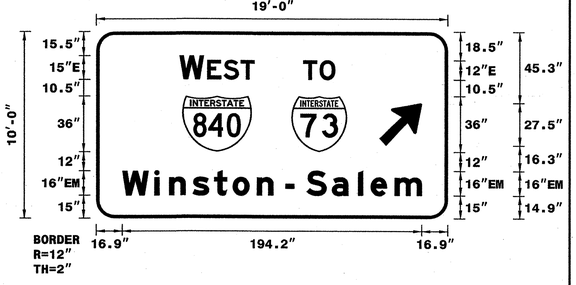

Spacing Factor is 1 unless specified otherwise

LETTER POSITIONS

Letter spacings are to start of next letter

																															Series/Size Text Length
		W		E	S	T																									E 2000
	53.8	15.9	2.2	10.7	11	9	125.4																								48.8
		T	O																												E 2000
	134.2	10.7	10.1	73																											20.8
		W	i	n	s	t	o	n		-		S	a	l	e	m															EM 2000
	16.9	20.8	9.6	15.2	13.9	12	15.8	10.6	8	5.6	8	16.5	17	8.2	15.5	17.6	16.9														194.2

SIGN NUMBER: 61
TYPE: A (OVHD)
QUANTITY: 1
SIGN WIDTH: 13′-0″
HEIGHT: 8′-0″
TOTAL AREA: 104.0 Sq.Ft.
BORDER TYPE: FLUSH
RECESS: 0″
WIDTH: 2″
RADII: 12″
NO. Z BARS: 3
LENGTH: 148.0

BACKG COLOR: Green
COPY COLOR: White

SYMBOL	X	Y	WID	HT
M1_4	18.1	43.2	45	36

MAT'L: 0.125″ ALUMINUM

NOTES:
1. Legend and border shall be direct applied Grade A reflective sheeting.
3. Shields shall be Grade A reflective sheeting on 0.032″ aluminum and demountable.
4. Background shall be Grade C reflective sheeting.

DESIGN BY: ADK CHECKED BY: TRT/CAJ
PROJECT ID: U-2524C DIV: 07 DATE: Jun 2013

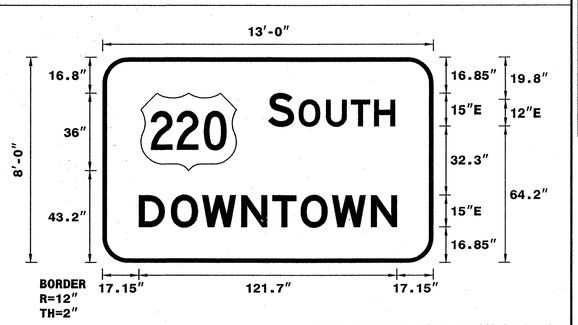

Spacing Factor is 1 unless specified otherwise

LETTER POSITIONS

Letter spacings are to start of next letter

																															Series/Size Text Length
		S		O	U	T	H																								E 2000
	78.1	12.2	2.2	12.8	11.8	11	9.7	18.1																							59.8
		D	O	W	N	T	O	W	N																						E 2000
	17.2	15.2	14.7	18.5	14.7	13.4	14.7	18.5	12.2	17.2																					121.7

SIGN NUMBER: 62
TYPE: A (OVHD)
QUANTITY: 1
SIGN WIDTH: 24′-6″
HEIGHT: 18′-0″
TOTAL AREA: 441.0 Sq.Ft.
BORDER TYPE: FLUSH
RECESS: 0″
WIDTH: 3″
RADII: 12″
NO. Z BARS: 6
LENGTH: 286.0

BACKG COLOR: Green
COPY COLOR: White

SYMBOL	X	Y	WID	HT
M1_1	75	119	48	48
M1_1	172.1	119	60	48
ARDOWN	59	12	32	22
ARDOWN	203	12	32	22

MAT'L: 0.125″ ALUMINUM

NOTES:
1. Legend and border shall be direct applied Grade A reflective sheeting.
2. Shields shall be Grade A reflective sheeting on 0.032″ aluminum and demountable.
3. Background shall be Grade C reflective sheeting.

DESIGN BY: TRT CHECKED BY: ADK/CAJ
PROJECT ID: U-2524C DIV: 07 DATE: May 2013

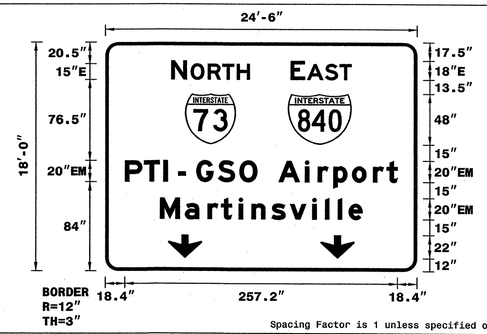

Spacing Factor is 1 unless specified otherwise

LETTER POSITIONS

Letter spacings are to start of next letter

																															Series/Size Text Length
		N		O	R	T	H																								E 2000
	61.9	14.6	3.8	16	13.8	13.8	12.2	157.9																							74.2
		E		A	S	T																									E 2000
	174.8	13.5	1.9	17	13.8	11.3	61.8																								57.4
		P	T	I		-		G	S	O		A	i	r	p	o	r	t												EM 2000
	18.4	17.8	18.4	4	10	7	10	20.4	20.4	16.8	20	25	12	14.8	17.6	19.8	12.8	10.4	18.4												257.2
		M	a	r	t	i	n	s	v	i	l	l	e																		EM 2000
	51.4	23.6	21.2	12.8	16.8	12	19	17.2	21.2	12	12	10.2	13.2	51.4																	191.2

SIGN NUMBER: 63B
TYPE: A (OVHD)
QUANTITY: 1
SIGN WIDTH: 22′-0″
HEIGHT: 10′-6″
TOTAL AREA: 231.0 Sq.Ft.
BORDER TYPE: FLUSH
RECESS: 0″
WIDTH: 3″
RADII: 12″
NO. Z BARS: 3
LENGTH: 256.0

BACKG COLOR: Green
COPY COLOR: White

SYMBOL	X	Y	WID	HT
M1_1	46.6	60	48	48
AR_Type A	215.6	21.3	22.4	35.3

MAT'L: 0.125″ ALUMINUM

NOTES:
1. Legend and border shall be direct applied Grade A reflective sheeting.
2. Shields shall be Grade A reflective sheeting on 0.032″ aluminum and demountable.
3. Background shall be Grade C reflective sheeting.

DESIGN BY: TRT CHECKED BY: ADK/CAJ
PROJECT ID: U-2524C DIV: 07 DATE: May 2013

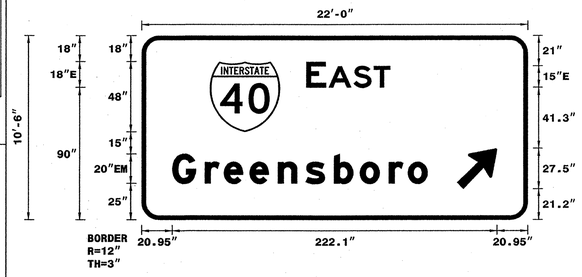

Spacing Factor is 1 unless specified otherwise

LETTER POSITIONS

Letter spacings are to start of next letter

																															Series/Size Text Length
		E		A	S	T																									E 2000
	112.6	13.5	1.9	17	13.8	11.3	94.1																								57.4
		G	r	e	e	n	s	b	o	r	o																				EM 2000
	21	22.2	13	17.6	19.4	19	19.4	17.6	19.8	13	13.6	68.4																			174.6

HNTB NORTH CAROLINA, P.C.
343 E. Six Forks Road, Suite 200
Raleigh, North Carolina 27609
NC License No: C-1554

SIGN DESIGNS

TIP NO.	SHEET NO.
U-2524C	SIGN-4U

APPROVED:

DATE: 6-3-2013

SEAL

NORTH CAROLINA PROFESSIONAL SEAL 20675 ENGINEER CHARLES A. JOHNSON III

SIGN NUMBER: 64B
TYPE: A (OVHD)
QUANTITY: 1
SIGN WIDTH: 29'-0"
HEIGHT: 15'-6"
TOTAL AREA: 449.5 Sq.Ft.
BORDER TYPE: FLUSH
RECESS: 0"
WIDTH: 3"
RADII: 12"
NO. Z BARS: 6
LENGTH: 340.0

BACKG COLOR: Green
COPY COLOR: White

SYMBOL	X	Y	WID	HT
M1_1	94.9	84.6	48	48
M1_4	192.1	84.6	60	48
ARDOWN	14	12.6	32	22
ARDOWN	158	12.6	32	22
ARDOWN	302	12.6	32	22

MAT'L: 0.125" ALUMINUM

NOTES:
1. Legend and border shall be direct applied Grade A reflective sheeting.
2. Shields shall be Grade A reflective sheeting on 0.032" aluminum and demountable.
3. Background shall be Grade C reflective sheeting.

DESIGN BY: TRT CHECKED BY: ADK/CAJ
PROJECT ID: U-2524c DIV: 07 DATE: May 2013



Spacing Factor is 1 unless specified otherwise

LETTER POSITIONS

Letter spacings are to start of next letter

																																Series/Size Text Length
		W		E	S	T																										E 2000
88.6	19.1	2.7	13.4	13.8	11.3	199																										60.2
		N		O	R	T	H																									E 2000
185	14.6	3.8	16.1	13.8	13.8	12.2	88.8																									74.2
	W	i	n	s	t	o	n		-		S	a	l	e	m																	EM 2000
58.9	26	12	19	17.4	15	19.8	13.2	10	7	10	20.6	21.2	10.2	19.4	22	58.9																242.8

SIGN NUMBER: 65
TYPE: A (OVHD)
QUANTITY: 1
SIGN WIDTH: 29'-0"
HEIGHT: 18'-0"
TOTAL AREA: 522.0 Sq.Ft.
BORDER TYPE: FLUSH
RECESS: 0"
WIDTH: 3"
RADII: 12"
NO. Z BARS: 6
LENGTH: 340.0

BACKG COLOR: Green
COPY COLOR: White

SYMBOL	X	Y	WID	HT
M1_1	102	120.5	48	48
M1_1	199.1	120.5	60	48
ARDOWN	14	12.6	32	22
ARDOWN	158	12.6	32	22
ARDOWN	302	12.6	32	22

MAT'L: 0.125" ALUMINUM

NOTES:
1. Legend and border shall be direct applied Grade A reflective sheeting.
2. Shields shall be Grade A reflective sheeting on 0.032" aluminum and demountable.
3. Background shall be Grade C reflective sheeting.

DESIGN BY: TRT CHECKED BY: ADK/CAJ
PROJECT ID: U-2524C DIV: 07 DATE: May 2013



Spacing Factor is 1 unless specified otherwise

LETTER POSITIONS

Letter spacings are to start of next letter

																																Series/Size Text Length
	N		O	R	T	H																										E 2000
88.9	14.6	3.8	16.1	13.8	13.8	12.2	184.9																									74.2
	E		A	S	T																											E 2000
199.1	13.5	1.9	17	13.8	11.3	91.5																										57.4
	P	T	I		-		G	S	O		A	i	r	p	o	r	t														EM 2000
45.4	17.8	18.4	4	10	7	10	20.4	20.4	16.8	20	25	12	14.8	17.6	19.8	12.8	10.4	45.4														257.2
	M	a	r	t	i	n	s	v	i	l	l	e																				EM 2000
78.4	23.6	21.2	12.8	16.8	12	19	17.2	21.2	12	12	10.2	13.2	78.4																			191.2

SIGN NUMBER: 66
TYPE: A (OVHD)
QUANTITY: 1
SIGN WIDTH: 18'-6"
HEIGHT: 19'-0"
TOTAL AREA: 351.5 Sq.Ft.
BORDER TYPE: FLUSH
RECESS: 0"
WIDTH: 2"
RADII: 12"
NO. Z BARS: 6
LENGTH: 214.0

BACKG COLOR: Green
COPY COLOR: White

SYMBOL	X	Y	WID	HT
M1_1	51.8	128.7	36	36
M1_1	136.8	128.7	45	36
ARDOWN	95	12	32	22

MAT'L: 0.125" ALUMINUM

NOTES:
1. Legend and border shall be direct applied Grade A reflective sheeting.
2. Shields shall be Grade A reflective sheeting on 0.032" aluminum and demountable.
3. Background shall be Grade C reflective sheeting.

DESIGN BY: TRT CHECKED BY: ADK/CAJ
PROJECT ID: U-2524c DIV: 07 DATE: May 2013

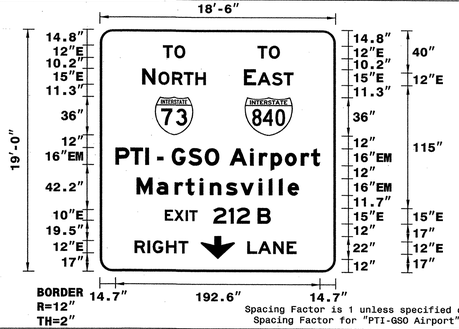

Spacing Factor is 1 unless specified otherwise
Spacing Factor for "PTI-GSO Airport" is 0.8

LETTER POSITIONS

Letter spacings are to start of next letter

																																Series/Size Text Length
	T	O																														E 2000
59.4	10.7	10.1	141.8																													20.8
	T	O																														E 2000
148.6	10.7	10.1	52.7																													20.8
	N		O	R	T	H																										E 2000
39.8	12.2	3.1	12.8	11	11	9.7	122.2																									59.9
	E		A	S	T																											E 2000
135.8	11.3	1.5	13.6	11	9	39.8																										46.4
	P	T	I		-		G	S	O		A	i	r	p	o	r	t															EM 2000
14.7	14	14.1	3.2	8	5.6	8	15.6	15.6	13.4	10	19.2	8.3	11.1	13.4	14.8	9.8	8.3	14.7														192.6
	M	a	r	t	i	n	s	v	i	l	l	e																				EM 2000
34.5	18.9	17	10.2	13.4	9.6	15.2	13.8	17	9.6	9.6	8.2	10.6	34.5																			153
	E	X	I	T		2	1	2		B																						E 2000
61.2	8.9	10.7	3.5	7.5	15	14.7	7.5	12.2	7.5	12.2	61.2																					99.6
	R	I	G	H	T																											E 2000
32.7	12.1	4.9	12.5	11.8	9	139																										50.3
	L	A	N	E																												E 2000
139	10	14.3	12.8	9	36.9																											46.1

SIGN NUMBER: 67A,69A,72A,75A,77A
TYPE: B (OVHD)
QUANTITY: 5
SIGN WIDTH: 11'-0"
HEIGHT: 2'-6"
TOTAL AREA: 27.5 Sq.Ft.
BORDER TYPE: FLUSH
RECESS: 0"
WIDTH: 2"
RADII: 3"
NO. Z BARS: 2
LENGTH: 124.0

BACKG COLOR: Green
COPY COLOR: White

SYMBOL	X	Y	WID	HT

MAT'L: 0.125" ALUMINUM

NOTES:
1. Legend and border shall be direct applied Grade A reflective sheeting.
2. Background shall be Grade C reflective sheeting.

DESIGN BY: TRT CHECKED BY: ADK/CAJ
PROJECT ID: U-2524C DIV: 07 DATE: May 2013



Spacing Factor is 1 unless specified otherwise
Spacing Factor for "EXIT" is 1.2

LETTER POSITIONS

Letter spacings are to start of next letter

																																Series/Size Text Length
	E	X	I	T																												E 2000
13.8	9.2	11.1	3.8	7.5	86.6																											31.6
	2	1	2		B																											E 2000
60.4	14.7	7.5	12.2	11.2	12.2	13.8																										57.8

HNTB NORTH CAROLINA, P.C.
343 E. Six Forks Road, Suite 200
Raleigh, North Carolina 27609
NC License No: C-1554

SIGN DESIGNS

TIP NO.	SHEET NO.
U-2524C	SIGN-4V

APPROVED:

DATE: 6-3-2013

SEAL

NORTH CAROLINA PROFESSIONAL SEAL 20675 ENGINEER CHARLES A. JOHNSON III

SIGN NUMBER: 67B,69B
TYPE: A (OVHD)
QUANTITY: 2
SIGN WIDTH: 22'-6"
HEIGHT: 18'-0"
TOTAL AREA: 405.0 Sq.Ft.
BORDER TYPE: FLUSH
RECESS: 0"
WIDTH: 3"
RADII: 12"
NO. Z BARS: 6
LENGTH: 262.0

BACKG COLOR: Green/Yellow
COPY COLOR: White/Black

SYMBOL	X	Y	WID	HT
M1_1	63	118	48	48
M1_1	160.1	118	60	48
ARDOWN	118	8	32	22

MAT'L: 0.125" ALUMINUM

NOTES:

1. Legend and border shall be direct applied Grade A reflective sheeting.
2. Shields shall be Grade A reflective sheeting on 0.032" aluminum and demountable.
3. Background shall be Grade C reflective sheeting.
4. Bottom panel shall be yellow Grade C sheeting Legend shall be direct applied black non-reflective sheeting. Yellow panel is 270" x 36". (Border Type = Recessed, Recess = 2", Width = 2", Radii = 12")

DESIGN BY: TRT CHECKED BY: ADK/CAJ
PROJECT ID: U-2524C DIV: 07 DATE: May 2013

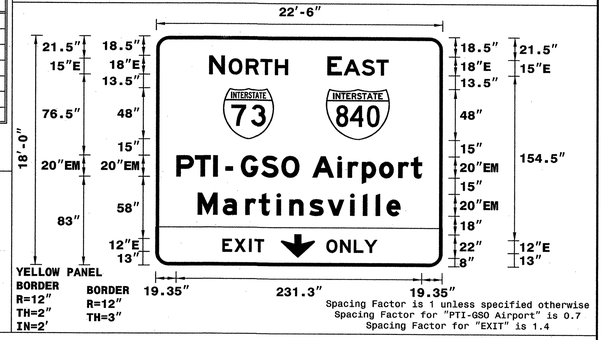

Spacing Factor is 1 unless specified otherwise
Spacing Factor for "PTI-GSO Airport" is 0.7
Spacing Factor for "EXIT" is 1.4

LETTER POSITIONS

Letter spacings are to start of next letter

																																Series/Size Text Length
		N		O	R	T	H																									E 2000
	49.9	14.6	3.8	16	13.8	13.8	12.2	145.9																								74.2
		E		A	S	T																										E 2000
	161.4	13.5	1.9	17	13.8	11.3	51.2																									57.4
		P	T	I		-		G	S	O		A	i	r	p	o	r	t													EM 2000
	19.3	17.3	17.3	4	7.5	7	7.5	19.1	19.1	16.8	12.5	23.6	9.6	13.4	16.3	17.9	12	10.4	19.3													231.3
		M	a	r	t	i	n	s	v	i	l	l	e																			EM 2000
	39.4	23.6	21.2	12.8	16.8	12	19	17.2	21.2	12	12	10.2	13.2	39.4																		191.2
		E	X	I	T																											E 2000
	62.8	11.4	13.8	5	9	168																										39.2
		O	N	L	Y																											E 2000
	161	12.8	12.8	10	12.2	61.1																										47.9

SIGN NUMBER: 68
TYPE: A (OVHD)
QUANTITY: 1
SIGN WIDTH: 13'-6"
HEIGHT: 7'-0"
TOTAL AREA: 94.5 Sq.Ft.
BORDER TYPE: FLUSH
RECESS: 0"
WIDTH: 2"
RADII: 9"
NO. Z BARS: 2
LENGTH: 154.0

BACKG COLOR: Green
COPY COLOR: White

SYMBOL	X	Y	WID	HT
M1_1	19.3	18	48	48

MAT'L: 0.125" ALUMINUM

NOTES:

1. Legend and border shall be direct applied Grade A reflective sheeting.
2. Shields shall be Grade A reflective sheeting on 0.032" aluminum and demountable.
3. Background shall be Grade C reflective sheeting.

DESIGN BY: TRT CHECKED BY: ADK/CAJ
PROJECT ID: U-2524C DIV: 07 DATE: May 2013

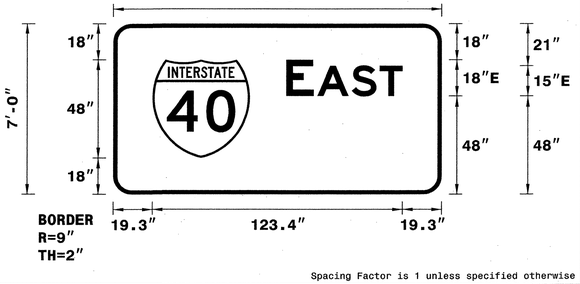

Spacing Factor is 1 unless specified otherwise

LETTER POSITIONS

Letter spacings are to start of next letter

																																Series/Size Text Length
		E		A	S	T																										E 2000
	85.3	13.5	1.9	17	13.8	11.3	19.3																									57.4

SIGN NUMBER: 70A
TYPE: A (OVHD)
QUANTITY: 1
SIGN WIDTH: 15'-6"
HEIGHT: 2'-6"
TOTAL AREA: 38.8 Sq.Ft.
BORDER TYPE: FLUSH
RECESS: 0"
WIDTH: 2"
RADII: 3"
NO. Z BARS: 2
LENGTH: 178.0

BACKG COLOR: Green
COPY COLOR: White

SYMBOL	X	Y	WID	HT

MAT'L: 0.125" ALUMINUM

NOTES:

1. Legend and border shall be direct applied Grade A reflective sheeting.
2. Background shall be Grade C reflective sheeting.

DESIGN BY: TRT CHECKED BY: ADK/CAJ
PROJECT ID: U-2524C DIV: 07 DATE: May 2013

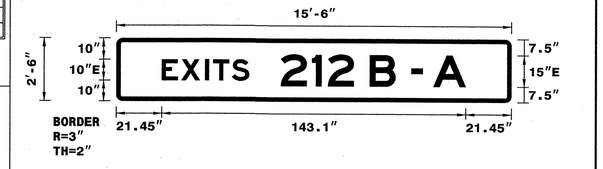

Spacing Factor is 1 unless specified otherwise
Spacing Factor for "EXIT" is 1.2

LETTER POSITIONS

Letter spacings are to start of next letter

																																Series/Size Text Length
		E	X	I	T	S																										E 2000
	21.5	9.2	11.1	3.8	8.8	8.1	123.5																									41
		2	1	2		B		-		A																						E 2000
	77.5	14.7	7.5	12.2	7.5	12.2	7.5	5.3	5	15.3	21.5																					87.1

SIGN NUMBER: 70B
TYPE: A (OVHD)
QUANTITY: 1
SIGN WIDTH: 20'-6"
HEIGHT: 18'-0"
TOTAL AREA: 369.0 Sq.Ft.
BORDER TYPE: FLUSH
RECESS: 0"
WIDTH: 3"
RADII: 12"
NO. Z BARS: 6
LENGTH: 238.0

BACKG COLOR: Green
COPY COLOR: White

SYMBOL	X	Y	WID	HT
M1_1	57	119.4	48	48
M1_1	129	119.4	60	48

MAT'L: 0.125" ALUMINUM

NOTES:

1. Legend and border shall be direct applied Grade A reflective sheeting.
2. Shields shall be Grade A reflective sheeting on 0.032" aluminum and demountable.
3. Background shall be Grade C reflective sheeting.

DESIGN BY: TRT CHECKED BY: ADK/CAJ
PROJECT ID: U-2524C DIV: 07 DATE: May 2013

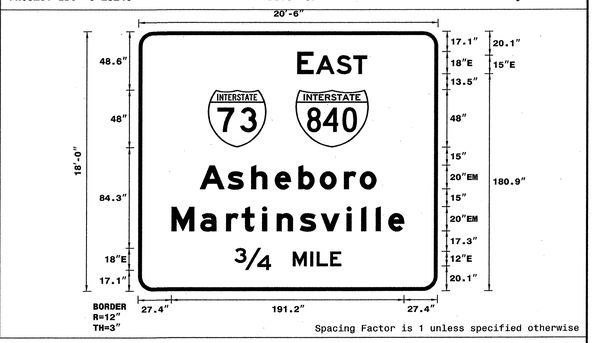

Spacing Factor is 1 unless specified otherwise

LETTER POSITIONS

Letter spacings are to start of next letter

																																Series/Size Text Length
		E		A	S	T																										E 2000
	130.3	13.5	1.9	16.9	13.8	11.3	58.3																									57.4
		A	s	h	e	b	o	r	o																							EM 2000
	50.5	22.8	19.4	19.4	19.4	17.6	19.8	13	13.6	50.5																						145
		M	a	r	t	i	n	s	v	i	l	l	e																			EM 2000
	27.4	23.6	21.2	12.8	16.8	12	19	17.2	21.2	12	12	10.2	13.2	27.4																		191.2
		3/4		M	I	L	E																									E 2000
	79.2	30	18	14.4	5.3	11	9	79.2																								87.7

HNTB NORTH CAROLINA, P.C.
343 E. Six Forks Road, Suite 200
Raleigh, North Carolina 27609
NC License No: C-1554

SIGN DESIGNS

TIP NO.	SHEET NO.
U-2524C	SIGN-4W

APPROVED: _____

DATE: 6-3-2013

SEAL

NORTH CAROLINA PROFESSIONAL SEAL 20675 ENGINEER CHARLES A. JOHNSON III

SIGN NUMBER: 71A,76A
TYPE: B (OVHD)
QUANTITY: 2
SIGN WIDTH: 8'-6"
HEIGHT: 2'-6"
TOTAL AREA: 21.3 Sq.Ft.
BORDER TYPE: FLUSH
RECESS: 0"
WIDTH: 2"
RADII: 3"
NO. Z BARS: 2
LENGTH: 94.0

BACKG COLOR: Green
COPY COLOR: White

SYMBOL	X	Y	WID	HT

MAT'L: 0.125" ALUMINUM

NOTES:

1. Legend and border shall be direct applied Grade A reflective sheeting.
2. Background shall be Grade C reflective sheeting.

DESIGN BY: TRT CHECKED BY: ADK/CAJ
PROJECT ID: U-2524C DIV: 07 DATE: May 2013

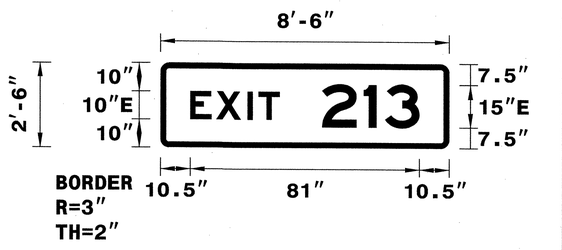

Spacing Factor is 1 unless specified otherwise
Spacing Factor for "EXIT" is 1.2

LETTER POSITIONS

Letter spacings are to start of next letter

																																	Series/Size Text Length
		E	X	I	T																													E 2000
	10.5	9.2	11.1	3.8	7.5	59.9																												31.6
		2	1	3																														E 2000
	57.1	14.7	7.5	12.2	10.5																													34.4

SIGN NUMBER: 71B
TYPE: A (OVHD)
QUANTITY: 1
SIGN WIDTH: 23'-6"
HEIGHT: 6'-0"
TOTAL AREA: 141.0 Sq.Ft.
BORDER TYPE: FLUSH
RECESS: 0"
WIDTH: 2"
RADII: 4"
NO. Z BARS: 2
LENGTH: 274.0

BACKG COLOR: Green/Yellow
COPY COLOR: White/Black

SYMBOL	X	Y	WID	HT
AR_Type A	125	5	22.6	35.6

MAT'L: 0.125" ALUMINUM

NOTES:

1. Legend and border shall be direct applied Grade A reflective sheeting.
2. Background shall be Grade C reflective sheeting.
3. Bottom panel shall be yellow Grade C sheeting Legend shall be direct applied black non-reflective sheeting. Yellow panel is 282" x 36". (Border Type = Recessed, Recess = 2", Width = 2", Radii = 12")

DESIGN BY: TRT CHECKED BY: ADK/CAJ
PROJECT ID: U-2524C DIV: 07 DATE: May 2013

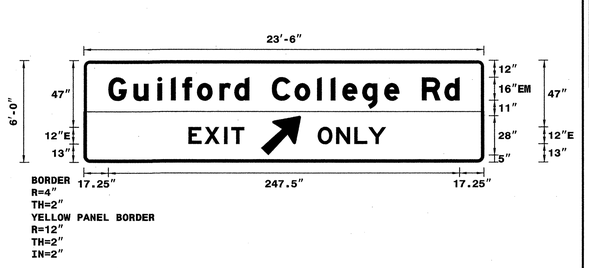

Spacing Factor is 1 unless specified otherwise

LETTER POSITIONS

Letter spacings are to start of next letter

																																		Series/Size Text Length
		G	u	i	l	f	o	r	d		C	o	l	l	e	g	e		R	d														EM 2000
	17.2	17.8	17	9.6	8	10.2	15.8	10.4	10.6	16	16	15.8	9.6	8.2	14.1	15.5	10.6	16	15.8	10.6	17.2														247.5
		E	X	I	T																														E 2000
	73.8	11.4	13.8	5	9	169																													39.2
		O	N	L	Y																														E 2000
	165	12.8	12.8	10	12.2	69.1																													47.9

SIGN NUMBER: 72B
TYPE: A (OVHD)
QUANTITY: 1
SIGN WIDTH: 19'-6"
HEIGHT: 15'-6"
TOTAL AREA: 302.3 Sq.Ft.
BORDER TYPE: FLUSH
RECESS: 0"
WIDTH: 3"
RADII: 12"
NO. Z BARS: 6
LENGTH: 226.0

BACKG COLOR: Green/Yellow
COPY COLOR: White/Black

SYMBOL	X	Y	WID	HT
M1_1	45	83	48	48
M1_1	142.1	83	60	48
ARDOWN	100	8	32	22

MAT'L: 0.125" ALUMINUM

NOTES:

1. Legend and border shall be direct applied Grade A reflective sheeting.
2. Shields shall be Grade A reflective sheeting on 0.032" aluminum and demountable.
3. Background shall be Grade C reflective sheeting.
4. Bottom panel shall be yellow Grade C sheeting Legend shall be direct applied black non-reflective sheeting. Yellow panel is 234" x 36". (Border Type = Recessed, Recess = 2", Width = 2", Radii = 12")

DESIGN BY: TRT CHECKED BY: TRT/CAJ
PROJECT ID: U-2524C DIV: 07 DATE: May 2013

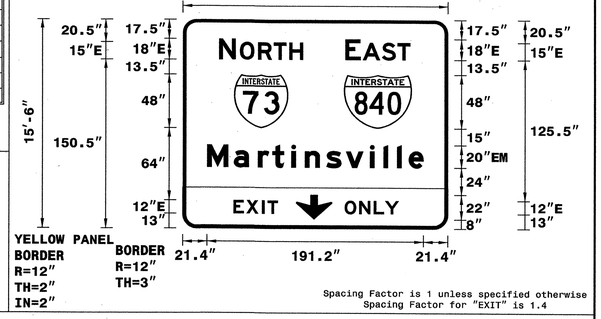

Spacing Factor is 1 unless specified otherwise
Spacing Factor for "EXIT" is 1.4

LETTER POSITIONS

Letter spacings are to start of next letter

																																		Series/Size Text Length
		N		O	R	T	H																												E 2000
	31.9	14.6	3.8	16.1	13.8	13.8	12.2	127.9																												74.2
		E		A	S	T																														E 2000
	143.4	13.5	1.9	17	13.8	11.3	33.2																													57.4
		M	a	r	t	i	n	s	v	i	l	l	e																						EM 2000
	21.4	23.6	21.2	12.8	16.8	12	19	17.2	21.2	12	12	10.2	13.2	21.4																						191.2
		E	X	I	T																														E 2000
	44.8	11.4	13.8	5	9	150																													39.2
		O	N	L	Y																														E 2000
	143	12.8	12.8	10	12.2	43.1																													47.9

SIGN NUMBER: 73
TYPE: A (OVHD)
QUANTITY: 1
SIGN WIDTH: 18'-6"
HEIGHT: 6'-0"
TOTAL AREA: 111.0 Sq.Ft.
BORDER TYPE: FLUSH
RECESS: 0"
WIDTH: 2"
RADII: 9"
NO. Z BARS: 2
LENGTH: 214.0

BACKG COLOR: Green
COPY COLOR: White

SYMBOL	X	Y	WID	HT

MAT'L: 0.125" ALUMINUM

NOTES:

1. Legend and border shall be direct applied Grade A reflective sheeting.
2. Background shall be Grade C reflective sheeting.

DESIGN BY: TRT CHECKED BY: ADK/CAJ
PROJECT ID: U-2524C DIV: 07 DATE: May 2013



Spacing Factor is 1 unless specified otherwise
Spacing Factor for "PTI-GSO Airport" is 0.8

LETTER POSITIONS

Letter spacings are to start of next letter

																																		Series/Size Text Length
		P	T	I		-		G	S	O		A	i	r	p	o	r	t																EM 2000
	14.7	14	14.1	3.2	8	5.6	8	15.6	15.6	13.4	10	19.2	8.3	11.1	13.4	14.8	9.8	8.3	14.7																192.6
		E	X	I	T		2	1	2		B																								E 2000
	61.2	8.9	10.7	3.5	7.5	15	14.7	7.5	12.2	7.5	12.2	61.2																							99.6

HNTB NORTH CAROLINA, P.C.
343 E. Six Forks Road, Suite 200
Raleigh, North Carolina 27609
NC License No: C-1554

SIGN DESIGNS

TIP NO.	SHEET NO.
U-2524C	SIGN-4X

APPROVED:

DATE: 6-3-2013

SEAL

NORTH CAROLINA PROFESSIONAL SEAL 20675 ENGINEER CHARLES A. JOHNSON III

SIGN NUMBER: 74A,79A
TYPE: A (OVHD)
QUANTITY: 2

SIGN WIDTH: 13′-0″
HEIGHT: 2′-6″
TOTAL AREA: 32.5 Sq.Ft.

BORDER TYPE: FLUSH
RECESS: 0″
WIDTH: 2″
RADII: 3″

NO. Z BARS: 2
LENGTH: 148.0

BACKG COLOR: Green
COPY COLOR: White

SYMBOL	X	Y	WID	HT

MAT'L: 0.125″ ALUMINUM

NOTES:

1. Legend and border shall be direct applied Grade A reflective sheeting.
2. Background shall be Grade C reflective sheeting.

DESIGN BY: TRT
PROJECT ID: U-2524C
CHECKED BY: ADK/CAJ
DIV: 07
DATE: May 2013

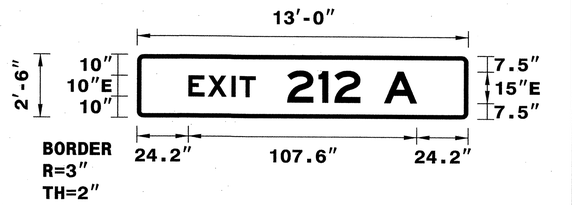

Spacing Factor is 1 unless specified otherwise
Spacing Factor for "EXIT" is 1.2

LETTER POSITIONS

Letter spacings are to start of next letter

| | | | | | | | | | | | | | | | | | | | | | | | | | | | | | | | | | | | | | | Series/Size Text Length |
|---|---|---|---|---

TIP NO.	SHEET NO.
U-2524C	SIGN-4Y

APPROVED:

DATE: 6-3-2013

SEAL

NORTH CAROLINA PROFESSIONAL SEAL 20675 ENGINEER CHARLES A. JOHNSON III

SIGN NUMBER: 77B
TYPE: A (OVHD)
QUANTITY: 1

SIGN WIDTH: 25′-0″
HEIGHT: 18′-6″
TOTAL AREA: 462.5 Sq.Ft.

BORDER TYPE: FLUSH
RECESS: 0″
WIDTH: 3″
RADII: 12″

NO. Z BARS: 6
LENGTH: 292.0

BACKG COLOR: Green/Yellow
COPY COLOR: White/Black

SYMBOL	X	Y	WID	HT
M1_1	84	123	48	48
M1_1	169.1	123	60	48
AR_Type A	134	5	22.6	35.6

MAT'L: 0.125″ ALUMINUM

NOTES:

1. Legend and border shall be direct applied Grade A reflective sheeting.
2. Shields shall be Grade A reflective sheeting on 0.032″ aluminum and demountable.
3. Background shall be Grade C reflective sheeting.
4. Yellow panel shall be yellow Grade C sheeting. Legend shall be direct applied black non-reflective sheeting. Yellow panel is 300″ x 36″. (Border Type = Recessed, Recess = 2″, Width = 2″, Radii = 12″)

DESIGN BY: TRT CHECKED BY: ADK/CAJ
PROJECT ID: U-2524C DIV: 07 DATE: May 2013



Spacing Factor is 1 unless specified otherwise
Spacing Factor for "EXIT" is 1.4

LETTER POSITIONS

Letter spacings are to start of next letter

																																Series/Size Text Length
		N		O	R	T	H																									
	70.9	14.6	3.8	16	13.8	13.8	12.2	54.9																								E 2000 74.2
		E		A	S	T																										
	170.4	13.5	1.9	17	13.8	11.3	72.2																									E 2000 57.4
		P	T	I		-		G	S	O		A	i	r	p	o	r	t													
	21.4	17.8	18.4	4	10	7	10	20.4	20.4	16.8	20	25	12	14.8	17.6	19.8	12.8	10.4	21.4													EM 2000 257.2
		M	a	r	t	i	n	s	v	i	l	l	e																			
	54.4	23.6	21.2	12.8	16.8	12	19	17.2	21.2	12	12	10.2	13.2	54.4																		EM 2000 191.2
		E	X	I	T																											
	82.8	11.4	13.8	5	9	178																										E 2000 39.2
		O	N	L	Y																											
	174	12.8	12.8	10	12.2	78.1																										E 2000 47.9

SIGN NUMBER: 78A
TYPE: B (OVHD)
QUANTITY: 1

SIGN WIDTH: 8′-6″
HEIGHT: 2′-6″
TOTAL AREA: 21.3 Sq.Ft.

BORDER TYPE: FLUSH
RECESS: 0″
WIDTH: 2″
RADII: 3″

NO. Z BARS: 2
LENGTH: 94.0

BACKG COLOR: Green
COPY COLOR: White

SYMBOL	X	Y	WID	HT

MAT'L: 0.125″ ALUMINUM

NOTES:

1. Legend and border shall be direct applied Grade A reflective sheeting.
2. Background shall be Grade C reflective sheeting.

DESIGN BY: TRT CHECKED BY: ADK/CAJ
PROJECT ID: U-2524C DIV: 07 DATE: May 2013



Spacing Factor is 1 unless specified otherwise
Spacing Factor for "EXIT" is 1.2

LETTER POSITIONS

Letter spacings are to start of next letter

																																Series/Size Text Length
		E	X	I	T																											
	14.1	9.2	11.1	3.8	7.5	56.3																										E 2000 31.6
		2	1	1																												
	60.7	14.7	8	4.5	14.1																											E 2000 27.2

SIGN NUMBER: 78B
TYPE: A (OVHD)
QUANTITY: 1

SIGN WIDTH: 24′-0″
HEIGHT: 6′-6″
TOTAL AREA: 156.0 Sq.Ft.

BORDER TYPE: FLUSH
RECESS: 0″
WIDTH: 2″
RADII: 6″

NO. Z BARS: 2
LENGTH: 280.0

BACKG COLOR: Green
COPY COLOR: White

SYMBOL	X	Y	WID	HT

MAT'L: 0.125″ ALUMINUM

NOTES:

1. Legend and border shall be direct applied Grade A reflective sheeting.
2. Background shall be Grade C reflective sheeting.

DESIGN BY: TRT CHECKED BY: ADK/CAJ
PROJECT ID: U-2524C DIV: 07 DATE: May 2013

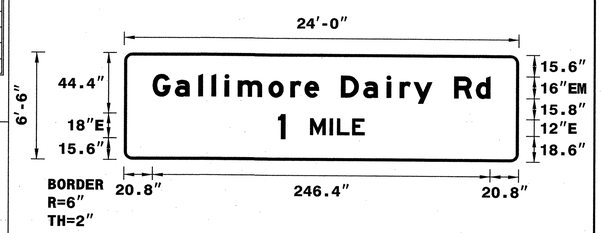

Spacing Factor is 1 unless specified otherwise

LETTER POSITIONS

Letter spacings are to start of next letter

																																Series/Size Text Length
		G	a	l	l	i	m	o	r	e		D	a	i	r	y		R	d													
	20.8	16.3	17	9.6	9.6	9.6	22.6	15.8	10.4	10.6	16	16.3	17	9.6	10.1	13.6	16	15.8	10.6	20.8												EM 2000 246.4
		1		M	I	L	E																									E 2000
	112.4	5.4	18	14.4	5.3	11	9	112.4																								63.1

SIGN NUMBER: 79B
TYPE: A (OVHD)
QUANTITY: 1

SIGN WIDTH: 20′-0″
HEIGHT: 12′-0″
TOTAL AREA: 240.0 Sq.Ft.

BORDER TYPE: FLUSH
RECESS: 0″
WIDTH: 3″
RADII: 12″

NO. Z BARS: 3
LENGTH: 232.0

BACKG COLOR: Green
COPY COLOR: White

SYMBOL	X	Y	WID	HT
M1_1	30.3	48	48	48
M1_4	121.3	48	60	48
AR_Type A	195.3	13	22.4	35.3

MAT'L: 0.125″ ALUMINUM

NOTES:

1. Legend and border shall be direct applied Grade A reflective sheeting.
2. Shields shall be Grade A reflective sheeting on 0.032″ aluminum and demountable.
3. Background shall be Grade C reflective sheeting.

DESIGN BY: TRT CHECKED BY: ADK/CAJ
PROJECT ID: U-2524C DIV: 07 DATE: May 2013



Spacing Factor is 1 unless specified otherwise

LETTER POSITIONS

Letter spacings are to start of next letter

																																Series/Size Text Length
		S		O	U	T	H																									
	17.3	14.6	2.8	16.1	14.7	13.8	12.2	148.7																								E 2000 74
		S		O	U	T	H																									E 2000
	115.3	14.6	2.8	16	14.7	13.8	12.2	50.7																								74
		A	s	h	e	b	o	r	o																							EM 2000
	30.3	22.8	19.4	19.4	19.4	17.6	19.8	13	13.6	64.7																						145

HNTB

HNTB NORTH CAROLINA, P.C.
343 E. Six Forks Road, Suite 200
Raleigh, North Carolina 27609
NC License No: C-1554

SIGN DESIGNS

TIP NO.	SHEET NO.
U-2524C	SIGN-4Z

APPROVED:

DATE: 6-3-2013

SEAL

NORTH CAROLINA PROFESSIONAL SEAL 20675 ENGINEER CHARLES A. JOHNSON III

SIGN NUMBER: 84B
TYPE: A (OVHD)
QUANTITY: 1

SIGN WIDTH: 60′-6″
HEIGHT: 29′-6″
TOTAL AREA: 1784.8 Sq.Ft.

BORDER TYPE: FLUSH
RECESS: 0″
WIDTH: 3″
RADII: 12″

NO. Z BARS: 7
LENGTH: 718.0

BACKG COLOR: Green
COPY COLOR: White

SYMBOL	X	Y	WID	HT
M1_1	78.6	229.5	48	48
M1_4	168.6	229.5	60	48
M1_1	270.6	229.5	48	48
M1_1	429.9	229.5	48	48
M1_1	531.7	229.5	48	48
M1_1	628.8	229.5	60	48
Through	71.2	12	21.6	66
Through	215.2	12	21.6	66
Option Right	359.2	12	43.1	66
Right	510.1	12	36.2	45
Right	654.1	12	36.2	45

MAT′L: 0.0125″ ALUMINUM

NOTES:
1. Legend and border shall be direct applied Grade A reflective sheeting.
2. Shields shall be Grade A reflective sheeting on 0.032″ aluminum and demountable.
3. Background shall be Grade C reflective sheeting.

DESIGN BY: TRT
PROJECT ID: U-2524C
CHECKED BY: ADK/CAJ
DIV: 07
DATE: May 2013

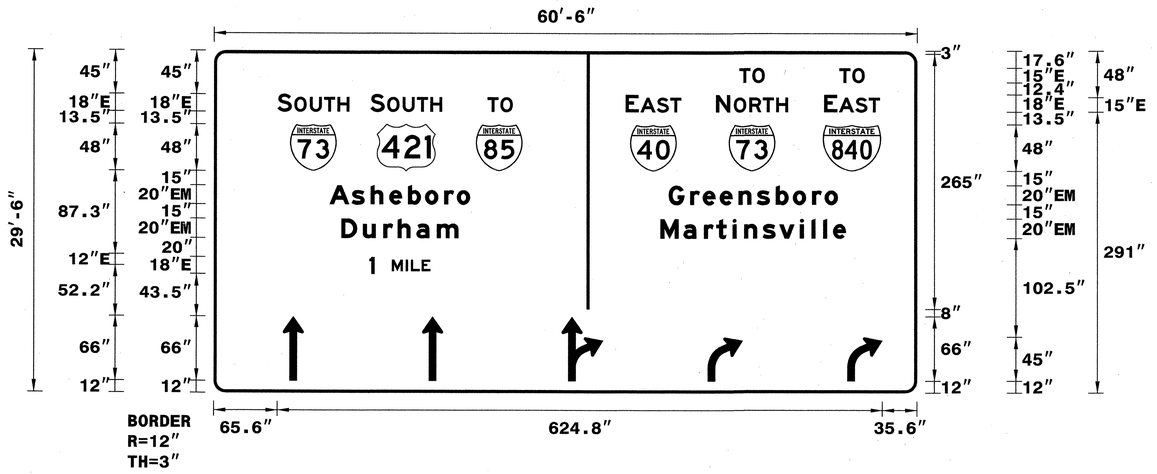

Spacing Factor is 1 unless specified otherwise

LETTER POSITIONS

Letter spacings are to start of next letter

											Series/Size Text Length
	T	O									E 2000
542.7	13.4	12.6	157.3								26
	T	O									E 2000
645.8	13.4	12.6	54.2								26
	S		O	U	T	H					E 2000
65.6	14.6	2.8	16	14.7	13.8	12.2	586.4				74
	S		O	U	T	H					E 2000
161.6	14.6	2.8	16	14.7	13.8	12.2	490.4				74
	T	O									E 2000
282.6	13.4	12.6	417.5								26
	E		A	S	T						E 2000
425.2	13.5	1.9	17	13.8	11.3	243.4					57.4
	N		O	R	T	H					E 2000
518.6	14.6	3.8	16	13.8	13.8	12.2	133.2				74.2

														Series/Size Text Length
	E		A	S	T									E 2000
630.1	13.5	1.9	16.9	13.8	11.3	38.5								57.4
	A	s	h	e	b	o	r	o						EM 2000
119.6	22.8	19.4	19.4	19.4	17.6	19.8	13	13.6	461.4					145
	G	r	e	e	n	s	b	o	r	o				EM 2000
469.7	22.2	13	17.6	19.4	19	19.4	17.6	19.8	13	13.6	81.7			174.6
	D	u	r	h	a	m								EM 2000
131.7	22.2	21.2	14.8	19.4	21.2	22	473.5							120.8
	M	a	r	t	i	n	s	v	i	l	l	e		EM 2000
461.4	23.6	21.2	12.8	16.8	12	19	17.2	21.2	12	12	10.2	13.2	73.4	191.2
	1		M	I	L	E								E 2000
160.5	5.4	18	14.4	5.3	11	9	502.4							63.1

HNTB NORTH CAROLINA, P.C.
343 E. Six Forks Road, Suite 200
Raleigh, North Carolina 27609
NC License No: C-1554

SIGN DESIGNS

TIP NO.	SHEET NO.
U-2524C	SIGN-4AA

APPROVED: _____

DATE: 6-3-2013

SEAL

NORTH CAROLINA PROFESSIONAL SEAL 20675 ENGINEER CHARLES A. JOHNSON III

SIGN NUMBER: 85B
TYPE: A (OVHD)
QUANTITY: 1

SIGN WIDTH: 72′-6″
HEIGHT: 29′-6″
TOTAL AREA: 2138.8 Sq.Ft.

BORDER TYPE: FLUSH
RECESS: 0″
WIDTH: 3″
RADII: 12″

NO. Z BARS: 7
LENGTH: 862.0

BACKG COLOR: Green
COPY COLOR: White

SYMBOL	X	Y	WID	HT
M1_1	78.6	229.5	48	48
M1_4	168.6	229.5	60	48
M1_1	270.6	229.5	48	48
M1_1	489.9	229.5	48	48
M1_1	603.7	229.5	48	48
M1_1	712.8	229.5	60	48
Through	71.2	12	21.6	66
Through	215.2	12	21.6	66
Option Right	359.2	12	43.1	66
Right	510.1	12	36.2	45
Right	654.1	12	36.2	45
Right	798.1	12	36.2	45

MAT'L: 0.125″ ALUMINUM

NOTES:
1. Legend and border shall be direct applied Grade A reflective sheeting.
2. Shields shall be Grade A reflective sheeting on 0.032″ aluminum and demountable.
3. Background shall be Grade C reflective sheeting.

DESIGN BY: TRT
PROJECT ID: U-2524C
CHECKED BY: ADK/CAJ
DIV: 07
DATE: May 2013

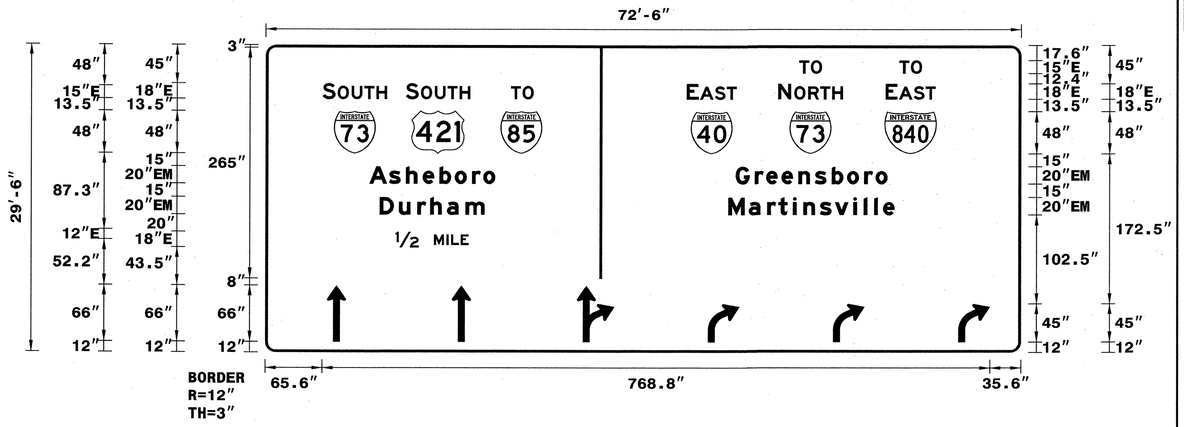

Spacing Factor is 1 unless specified otherwise

LETTER POSITIONS

Letter spacings are to start of next letter

											Series/Size Text Length
	T	O									E 2000
614.7	13.4	12.6	229.3								26
	T	O									E 2000
729.8	13.4	12.6	114.2								26
	S		O	U	T	H					E 2000
65.6	14.6	2.8	16	14.7	13.8	12.2	730.4				74
	S		O	U	T	H					E 2000
161.6	14.6	2.8	16	14.7	13.8	12.2	634.4				74
	T	O									E 2000
282.6	13.4	12.6	561.4								26
	E		A	S	T						E 2000
485.2	13.5	1.9	17	13.8	11.3	327.4					57.4
	N		O	R	T	H					E 2000
590.6	14.6	3.8	16	13.8	13.8	12.2	205.2				74.2

															Series/Size Text Length
	E		A	S	T										E 2000
714.1	13.5	1.9	17	13.8	11.3	98.5									57.4
	A	s	h	e	b	o	r	o							EM 2000
119.6	22.8	19.4	19.4	19.4	17.6	19.8	13	13.6	605.4						145
	G	r	e	e	n	s	b	o	r	o					EM 2000
541.7	22.2	13	17.6	19.4	19	19.4	17.6	19.8	13	13.6	153.7				174.6
	D	u	r	h	a	m									EM 2000
131.7	22.2	21.2	14.8	19.4	21.2	22	617.5								120.8
	M	a	r	t	i	n	s	v	i	l	l	e			EM 2000
533.4	23.6	21.2	12.8	16.8	12	19	17.2	21.2	12	12	10.2	13.2	145.4		191.2
	1/2		M	I	L	E									E 2000
150.1	26.4	18	14.4	5.3	11	9	635.9								84.1

HNTB NORTH CAROLINA, P.C.
343 E. Six Forks Road, Suite 200
Raleigh, North Carolina 27609
NC License No: C-1554

SIGN DESIGNS

TIP NO.	SHEET NO.
U-2524C	SIGN-4BB

APPROVED:

DATE: 6-3-2013

SEAL

NORTH CAROLINA PROFESSIONAL SEAL 20675 ENGINEER CHARLES A. JOHNSON III

SIGN NUMBER: 86B
TYPE: A (OVHD)
QUANTITY: 1

SIGN WIDTH: 72′-6″
HEIGHT: 27′-0″
TOTAL AREA: 1957.5 Sq.Ft.

BORDER TYPE: FLUSH
RECESS: 0″
WIDTH: 3″
RADII: 12″

NO. Z BARS: 7
LENGTH: 862.0

BACKG COLOR: Green
COPY COLOR: White

SYMBOL	X	Y	WID	HT
M1_1	79	198	48	48
M1_4	169	198	60	48
M1_1	271	198	48	48
M1_1	489.9	198	48	48
M1_1	603.7	198	48	48
M1_1	712.8	198	60	48
Through	71.2	12	21.6	66
Through	215.2	12	21.6	66
Option Right	359.2	12	43.2	66
Right	510.1	12	36.2	45
Right	654.1	12	36.2	45
Right	798.1	12	36.2	45

MAT'L: 0.125″ ALUMINUM

NOTES:
1. Legend and border shall be direct applied Grade A reflective sheeting.
2. Shields shall be Grade A reflective sheeting on 0.032″ aluminum and demountable.
3. Background shall be Grade C reflective sheeting.

DESIGN BY: TRT
CHECKED BY: ADK/CAJ
PROJECT ID: U-2524C
DIV: 07
DATE: May 2013

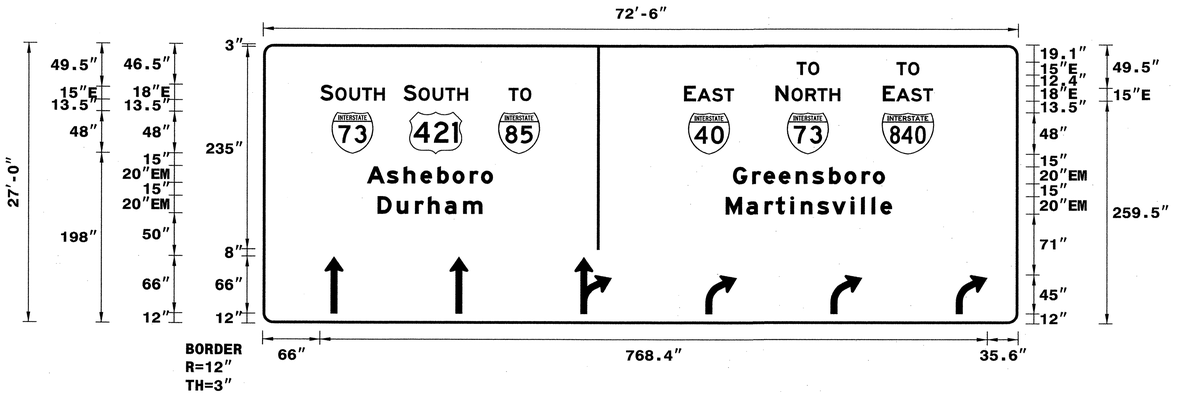

Spacing Factor is 1 unless specified otherwise

LETTER POSITIONS

Letter spacings are to start of next letter

											Series/Size Text Length
		T	O								E 2000
	614.7	13.4	12.6	229.3							26
		T	O								E 2000
	729.8	13.4	12.6	114.2							26
		S		O	U	T	H				E 2000
	66	14.6	2.8	16.1	14.7	13.8	12.2	730			74
		S		O	U	T	H				E 2000
	162	14.6	2.8	16	14.7	13.8	12.2	634			74
		T	O								E 2000
	283	13.4	12.6	561							26
		E		A	S	T					E 2000
	485.2	13.5	1.9	17	13.8	11.3	327.4				57.4

															Series/Size Text Length
		N		O	R	T	H								E 2000
	590.6	14.6	3.8	16	13.8	13.8	12.2	205.2							74.2
	E		A	S	T										E 2000
714.1	13.5	1.9	16.9	13.8	11.3	98.5									57.4
	A	s	h	e	b	o	r	o							EM 2000
120	22.8	19.4	19.4	19.4	17.6	19.8	13	13.6	605						145
	G	r	e	e	n	s	b	o	r	o					EM 2000
541.7	22.2	13	17.6	19.4	19	19.4	17.6	19.8	13	13.6	153.7				174.6
	D	u	r	h	a	m									EM 2000
132.1	22.2	21.2	14.8	19.4	21.2	22	617.1								120.8
	M	a	r	t	i	n	s	v	i	l	l	e			EM 2000
533.4	23.6	21.2	12.8	16.8	12	19	17.2	21.2	12	12	10.2	13.2	145.4		191.2

HNTB NORTH CAROLINA, P.C.
343 E. Six Forks Road, Suite 200
Raleigh, North Carolina 27609
NC License No: C-1554

SIGN DESIGNS

TIP NO.	SHEET NO.
U-2524C	SIGN-4CC

APPROVED:

DATE: 6-3-2013

SEAL

NORTH CAROLINA PROFESSIONAL SEAL 20675 ENGINEER CHARLES A. JOHNSON III

SIGN NUMBER: 80,83
TYPE: A (OVHD)
QUANTITY: 2
SIGN WIDTH: 19'-0"
HEIGHT: 8'-6"
TOTAL AREA: 161.5 Sq.Ft.
BORDER TYPE: FLUSH
RECESS: 0"
WIDTH: 2"
RADII: 12"
NO. Z BARS: 3
LENGTH: 220.0

BACKG COLOR: Green
COPY COLOR: White

SYMBOL	X	Y	WID	HT
ARDOWN	26	11	32	22
ARDOWN	170	11	32	22

MAT'L: 0.125" ALUMINUM

NOTES:

1. Legend and border shall be direct applied Grade A reflective sheeting.
2. Background shall be Grade C reflective sheeting.

DESIGN BY: TRT CHECKED BY: ADK/CAJ
PROJECT ID: U-2524C DIV: 07 DATE: May 2013

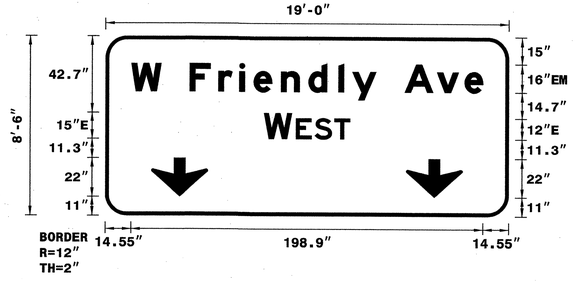

Spacing Factor is 1 unless specified otherwise

LETTER POSITIONS

Letter spacings are to start of next letter

																		Series/Size Text Length
	W		F	r	i	e	n	d	l	y		A	v	e				EM 2000
14.6	17	16	16.2	11.8	8.2	15.5	15.5	17	7.8	13.6	16	18.2	15.5	10.6	14.6			198.9
	W		E	S	T													E 2000
89.6	15.9	2.2	10.7	11	9	89.6												48.8

SIGN NUMBER: 81,82
TYPE: A (OVHD)
QUANTITY: 2
SIGN WIDTH: 19'-0"
HEIGHT: 8'-6"
TOTAL AREA: 161.5 Sq.Ft.
BORDER TYPE: FLUSH
RECESS: 0"
WIDTH: 2"
RADII: 12"
NO. Z BARS: 3
LENGTH: 220.0

BACKG COLOR: Green
COPY COLOR: White

SYMBOL	X	Y	WID	HT
ARDOWN	26	11	32	22
ARDOWN	170	11	32	22

MAT'L: 0.125" ALUMINUM

NOTES:

1. Legend and border shall be direct applied Grade A reflective sheeting.
2. Background shall be Grade C reflective sheeting.

DESIGN BY: TRT CHECKED BY: ADK/CAJ
PROJECT ID: U-2524C DIV: 07 DATE: May 2013

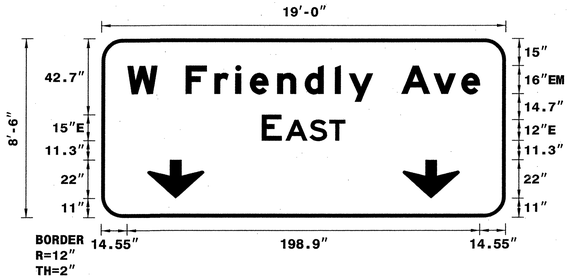

Spacing Factor is 1 unless specified otherwise

LETTER POSITIONS

Letter spacings are to start of next letter

																		Series/Size Text Length
	W		F	r	i	e	n	d	l	y		A	v	e				EM 2000
14.6	17	16	16.2	11.8	8.2	15.5	15.5	17	7.8	13.6	16	18.2	15.5	10.6	14.6			198.9
	E		A	S	T													E 2000
90.5	11.3	2.2	13.6	11	9	90.5												47.1

SIGN NUMBER: 84A,85A,86A
TYPE: A (OVHD)
QUANTITY: 3
SIGN WIDTH: 13'-0"
HEIGHT: 4'-6"
TOTAL AREA: 58.5 Sq.Ft.
BORDER TYPE: FLUSH
RECESS: 0"
WIDTH: 2"
RADII: 3"
NO. Z BARS: 2
LENGTH: 148.0

BACKG COLOR: Green
COPY COLOR: White

SYMBOL	X	Y	WID	HT
LEFT	9.2	28.5	60	18

MAT'L: 0.125" ALUMINUM

NOTES:

1. Legend and border shall be direct applied Grade A reflective sheeting.
2. Background shall be Grade C reflective sheeting.
3. "LEFT" panel shall be yellow Grade C sheeting on 0.032" aluminum and demountable. Legend shall be direct applied black non-reflective sheeting.

DESIGN BY: ADK CHECKED BY: ADK/CAJ
PROJECT ID: U-2524C DIV: 07 DATE: May 2013

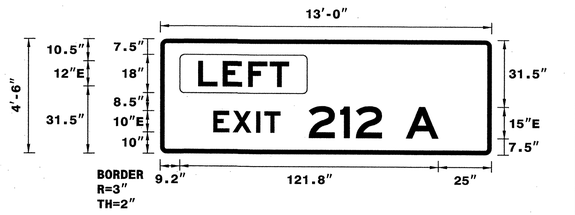

Spacing Factor is 1 unless specified otherwise
Spacing Factor for "EXIT" is 1.2
Spacing Factor for "LEFT" is 1.25

LETTER POSITIONS

Letter spacings are to start of next letter

																		Series/Size Text Length
	L	E	F	T														E 2000
17.9	11.6	12	10.2	9	95.4													42.8
	E	X	I	T														E 2000
25	9.2	11.1	3.8	7.5	99.4													31.6
	2	1	2		A													E 2000
70	14.7	7.5	12.2	11.3	15.3	25												61

SIGN NUMBER: 101
TYPE: A
QUANTITY: 1
SIGN WIDTH: 20'-6"
HEIGHT: 7'-6"
TOTAL AREA: 153.8 Sq.Ft.
BORDER TYPE: FLUSH
RECESS: 0"
WIDTH: 2"
RADII: 6"
NO. Z BARS: 3
LENGTH: 238.0

BACKG COLOR: Brown
COPY COLOR: White

SYMBOL	X	Y	WID	HT

MAT'L: 0.125" ALUMINUM

NOTES:

1. Legend and border shall be direct applied Grade C reflective sheeting.
2. Background shall be Grade C reflective sheeting.

DESIGN BY: TRT CHECKED BY: ADK/CAJ
PROJECT ID: U-2524C DIV: 07 DATE: Jun 2013

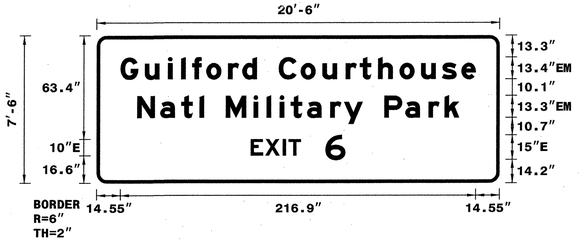

Spacing Factor is 1 unless specified otherwise

LETTER POSITIONS

Letter spacings are to start of next letter

																		Series/Size Text Length
	G	u	i	l	f	o	r	d		C	o	u	r	t	h	o	u	s	e							EM 2000
14.5	14.9	14.2	8	6.7	8.6	13.3	8.7	8.8	13.4	13.4	13.3	14.2	8.6	11.3	13	13.3	12.7	11.8	8.8	14.5							216.9
	N	a	t	l		M	i	l	i	t	a	r	y		P	a	r	k								EM 2000
24.8	14.1	12.8	11.2	2.7	13.3	16.9	8	8	6.7	10	14.1	8.4	11.3	13.3	12.8	14.1	9.9	8.8	24.8							196.5
	E	X	I	T		6																				E 2000
94.1	8.9	10.7	3.5	7.5	15	12.2	94.1																			57.8

HNTB NORTH CAROLINA, P.C.
343 E. Six Forks Road, Suite 200
Raleigh, North Carolina 27609
NC License No: C-1554

SIGN DESIGNS

TIP NO.	SHEET NO.
U-2524C	SIGN-4DD

APPROVED:

DATE: 6-3-2013

SEAL

NORTH CAROLINA PROFESSIONAL SEAL 20675 ENGINEER CHARLES A. JOHNSON III

SIGN NUMBER: 102
TYPE: B
QUANTITY: 1
SIGN WIDTH: 7'-6"
HEIGHT: 2'-0"
TOTAL AREA: 15.0 Sq.Ft.
BORDER TYPE: FLUSH
RECESS: 0"
WIDTH: 1"
RADII: 1.5"
NO. Z BARS: 3
LENGTH: 82.0

BACKG COLOR: Brown
COPY COLOR: White

SYMBOL	X	Y	WID	HT
ARUP	76.2	9	6	9

MAT'L: 0.125" ALUMINUM

NOTES:

1. Legend and border shall be direct applied Grade C reflective sheeting.
2. Background shall be Grade C reflective sheeting.

DESIGN BY: TRT
PROJECT ID: U-2524C
CHECKED BY: ADK/CAJ
DIV: 07
DATE: May 2013

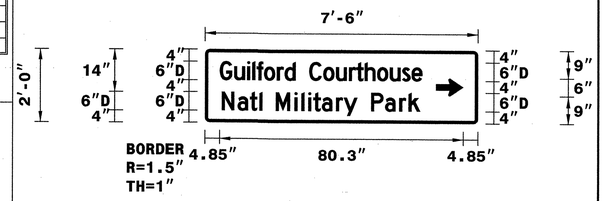

Spacing Factor is 1 unless specified otherwise

LETTER POSITIONS

Letter spacings are to start of next letter

																														Series/Size Text Length
		G	u	i	l	f	o	r	d		C	o	u	r	t	h	o	u	s	e										D 2000
	4.8	4.8	4.3	1.7	1.5	2.4	4.2	2.6	3.6	4.5	4.7	4.2	4.3	2.4	2.8	4.1	4.2	4	3.1	3.5	18.3									66.8
		N	a	t	l		M	i	l	i	t	a	r	y		P	a	r	k											D 2000
	5.5	5.2	4.1	3.1	1	4.5	6.1	2.3	2.3	1.7	2.8	4.7	2.5	4.5	4.5	4.6	4.7	3.1	3.8	19										65.5

SIGN NUMBER: 201
TYPE: A
QUANTITY: 1
SIGN WIDTH: 11'-0"
HEIGHT: 5'-0"
TOTAL AREA: 55.0 Sq.Ft.
BORDER TYPE: FLUSH
RECESS: 0"
WIDTH: 1.5"
RADII: 6"
NO. Z BARS: 2
LENGTH: 124.0

BACKG COLOR: Green
COPY COLOR: White

SYMBOL	X	Y	WID	HT
AR_Type A	95.1	6	18.7	29.5

MAT'L: 0.125" ALUMINUM

NOTES:

1. Legend and border shall be direct applied Grade C reflective sheeting.
2. Background shall be Grade C reflective sheeting.

DESIGN BY: TRT
PROJECT ID: U-2524C
CHECKED BY: ADK/CAJ
DIV: 07
DATE: May 2013



Spacing Factor is 1 unless specified otherwise
Spacing Factor for "EXIT" is 2.25

LETTER POSITIONS

Letter spacings are to start of next letter

																														Series/Size Text Length
		E	X	I	T																									E 2000
	40.9	12.8	15.8	6.8	9	46.7																								44.4
		1	0	3		B																								E 2000
	14	9.5	18.2	14.6	12	14.6	49.1																							68.9

SIGN NUMBER: 202
TYPE: A
QUANTITY: 1
SIGN WIDTH: 6'-6"
HEIGHT: 9'-6"
TOTAL AREA: 61.8 Sq.Ft.
BORDER TYPE: FLUSH
RECESS: 0"
WIDTH: 1.5"
RADII: 6"
NO. Z BARS: 3
LENGTH: 70.0

BACKG COLOR: Green
COPY COLOR: White

SYMBOL	X	Y	WID	HT
AR_Type A	27.5	6	18.7	29.5

MAT'L: 0.125" ALUMINUM

NOTES:

1. Legend and border shall be direct applied Grade C reflective sheeting.
2. Background shall be Grade C reflective sheeting.

DESIGN BY: TRT
PROJECT ID: U-2524C
CHECKED BY: ADK/CAJ
DIV: 07
DATE: May 2013

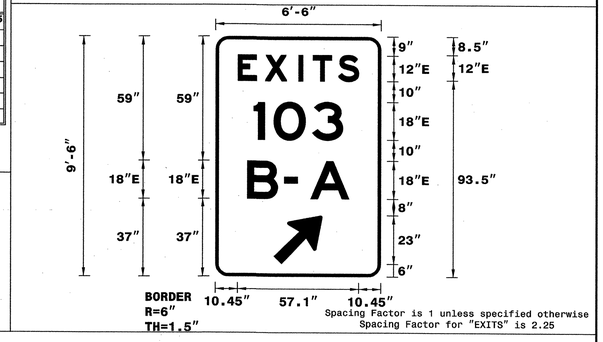

Spacing Factor is 1 unless specified otherwise
Spacing Factor for "EXITS" is 2.25

LETTER POSITIONS

Letter spacings are to start of next letter

																														Series/Size Text Length
		E	X	I	T	S																								E 2000
	10.5	12.8	15.8	6.8	12	9.7	10.5																							57.1
		E	X	I	T	S																								E 2000
	10.5	12.8	15.8	6.8	12	9.7	10.5																							57.1
		1	0	3																										E 2000
	17.9	9.5	18.2	14.6	17.9																									42.3
		B		-		A																								E 2000
	14.9	14.6	3	6.3	6	18.4	14.9																							48.2

SIGN NUMBER: 203,204
TYPE: A
QUANTITY: 2
SIGN WIDTH: 8'-0"
HEIGHT: 5'-0"
TOTAL AREA: 40.0 Sq.Ft.
BORDER TYPE: FLUSH
RECESS: 0"
WIDTH: 1.5"
RADII: 6"
NO. Z BARS: 2
LENGTH: 88.0

BACKG COLOR: Green
COPY COLOR: White

SYMBOL	X	Y	WID	HT
AR_Type A	67	6	18.7	29.5

MAT'L: 0.125" ALUMINUM

NOTES:

1. Legend and border shall be direct applied Grade C reflective sheeting.
2. Background shall be Grade C reflective sheeting.
3. Existing support spacing is 3.45'

DESIGN BY: TRT
PROJECT ID: U-2524C
CHECKED BY: ADK/CAJ
DIV: 07
DATE: May 2013



Spacing Factor is 1 unless specified otherwise
Spacing Factor for "EXIT" is 2.25

LETTER POSITIONS

Letter spacings are to start of next letter

																														Series/Size Text Length
		E	X	I	T																									E 2000
	25.8	12.8	15.8	6.8	9	25.8																								44.4
		1	0	4																										E 2000
	11.6	9.5	17.6	16.9	40.3																									44.1

HNTB NORTH CAROLINA, P.C.
343 E. Six Forks Road, Suite 200
Raleigh, North Carolina 27609
NC License No: C-1554

SIGN DESIGNS

TIP NO.	SHEET NO.
U-2524C	SIGN-4EE

APPROVED: _____

DATE: 6-3-2013

SEAL

NORTH CAROLINA PROFESSIONAL ENGINEER SEAL 20675 CHARLES A. JOHNSON III

SIGN NUMBER: 205,212
TYPE: A
QUANTITY: 2
SIGN WIDTH: 10′-6″
HEIGHT: 7′-0″
TOTAL AREA: 73.5 Sq.Ft.
BORDER TYPE: FLUSH
RECESS: 0″
WIDTH: 1.5″
RADII: 6″
NO. Z BARS: 2
LENGTH: 118.0

BACKG COLOR: Green
COPY COLOR: White

SYMBOL	X	Y	WID	HT
AR_Type A	51.5	6	18.7	29.5

MAT'L: 0.125″ ALUMINUM

NOTES:

1. Legend and border shall be direct applied Grade C reflective sheeting.
2. Background shall be Grade C reflective sheeting.

DESIGN BY: TRT
PROJECT ID: U-2524C
CHECKED BY: ADK/CAJ
DIV: 07
DATE: May 2013

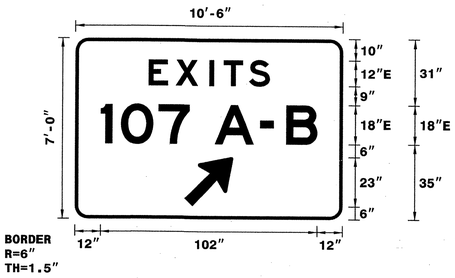

Spacing Factor is 1 unless specified otherwise
Spacing Factor for "EXITS" is 2.25

LETTER POSITIONS

Letter spacings are to start of next letter

| | | |

TIP NO.	SHEET NO.
U-2524C	SIGN-4FF

APPROVED: _____

DATE: 6-3-2013

SEAL

NORTH CAROLINA PROFESSIONAL SEAL 20675 ENGINEER CHARLES A. JOHNSON III

SIGN NUMBER: 210
TYPE: A
QUANTITY: 1
SIGN WIDTH: 10′-6″
HEIGHT: 5′-0″
TOTAL AREA: 52.5 Sq.Ft.
BORDER TYPE: FLUSH
RECESS: 0″
WIDTH: 1.5″
RADII: 6″
NO. Z BARS: 2
LENGTH: 118.0

BACKG COLOR: Green
COPY COLOR: White

SYMBOL	X	Y	WID	HT
AR_Type A	97	6	18.7	29.5

MAT'L: 0.125″ ALUMINUM

NOTES:

1. Legend and border shall be direct applied Grade C reflective sheeting.
2. Background shall be Grade C reflective sheeting.

DESIGN BY: TRT CHECKED BY: ADK/CAJ
PROJECT ID: U-2524C DIV: 07 DATE: May 2013



Spacing Factor is 1 unless specified otherwise
Spacing Factor for "EXIT" is 2.25

LETTER POSITIONS

Letter spacings are to start of next letter

								Series/Size Text Length
	E	X	I	T				E 2000
40.8	12.8	15.8	6.8	9	40.8			44.4
	1	0	9		A			E 2000
12.3	9.5	18.2	14.6	12	18.4	41.1		72.7

SIGN NUMBER: 213
TYPE: A
QUANTITY: 1
SIGN WIDTH: 6′-0″
HEIGHT: 5′-0″
TOTAL AREA: 30.0 Sq.Ft.
BORDER TYPE: FLUSH
RECESS: 0″
WIDTH: 1.5″
RADII: 6″
NO. Z BARS: 2
LENGTH: 64.0

BACKG COLOR: Green
COPY COLOR: White

SYMBOL	X	Y	WID	HT
AR_Type A	24.6	6	18.7	29.4

MAT'L: 0.125″ ALUMINUM

NOTES:

1. Legend and border shall be direct applied Grade C reflective sheeting.
2. Background shall be Grade C reflective sheeting.

DESIGN BY: TRT CHECKED BY: ADK/CAJ
PROJECT ID: U-2524C DIV: 07 DATE: May 2013

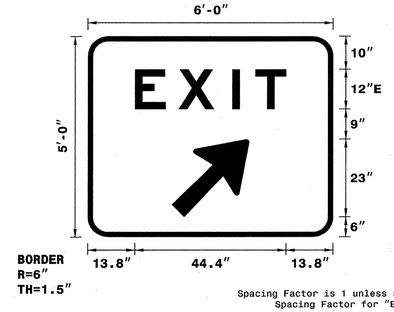

Spacing Factor is 1 unless specified otherwise
Spacing Factor for "EXIT" is 2.25

LETTER POSITIONS

Letter spacings are to start of next letter

							Series/Size Text Length
	E	X	I	T			E 2000
13.8	12.8	15.8	6.8	9	13.8		44.4

SIGN NUMBER: 214
TYPE: A
QUANTITY: 1
SIGN WIDTH: 10′-0″
HEIGHT: 5′-0″
TOTAL AREA: 50.0 Sq.Ft.
BORDER TYPE: FLUSH
RECESS: 0″
WIDTH: 1.5″
RADII: 6″
NO. Z BARS: 2
LENGTH: 112.0

BACKG COLOR: Green
COPY COLOR: White

SYMBOL	X	Y	WID	HT
AR_Type A	91	6	18.7	29.5

MAT'L: 0.125″ ALUMINUM

NOTES:

1. Legend and border shall be direct applied Grade C reflective sheeting.
2. Background shall be Grade C reflective sheeting.

DESIGN BY: TRT CHECKED BY: ADK/CAJ
PROJECT ID: U-2524C DIV: 07 DATE: May 2013

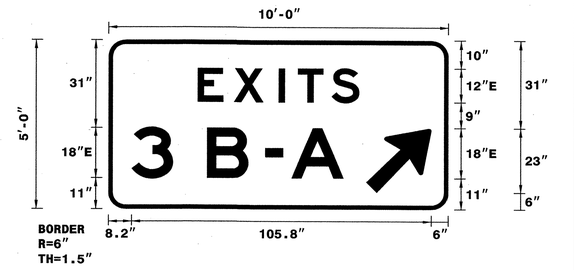

Spacing Factor is 1 unless specified otherwise
Spacing Factor for "EXITS" is 2.25

LETTER POSITIONS

Letter spacings are to start of next letter

										Series/Size Text Length
	E	X	I	T	S					E 2000
31.5	12.8	15.8	6.8	12	9.7	31.5				57.1
	3		B		-		A			E 2000
8.2	14.6	12	14.6	6	6.3	3	18.4	37		74.8

SIGN NUMBER: 215
TYPE: A
QUANTITY: 1
SIGN WIDTH: 6′-6″
HEIGHT: 5′-0″
TOTAL AREA: 32.5 Sq.Ft.
BORDER TYPE: FLUSH
RECESS: 0″
WIDTH: 1.5″
RADII: 6″
NO. Z BARS: 2
LENGTH: 70.0

BACKG COLOR: Green
COPY COLOR: White

SYMBOL	X	Y	WID	HT
AR_Type A	49	6	18.7	29.5

MAT'L: 0.125″ ALUMINUM

NOTES:

1. Legend and border shall be direct applied Grade C reflective sheeting.
2. Background shall be Grade C reflective sheeting.

DESIGN BY: TRT CHECKED BY: ADK/CAJ
PROJECT ID: U-2524C DIV: 07 DATE: May 2013

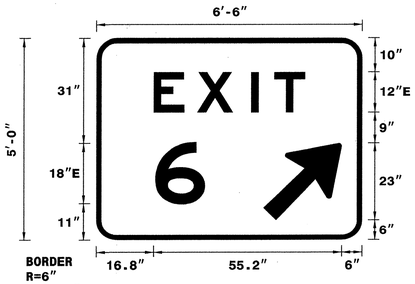

Spacing Factor is 1 unless specified otherwise
Spacing Factor for "EXIT" is 2.25

LETTER POSITIONS

Letter spacings are to start of next letter

							Series/Size Text Length
	E	X	I	T			E 2000
16.8	12.8	15.8	6.8	9	16.8		44.4
	6						E 2000
17.3	14.6	46.1					14.6

HNTB NORTH CAROLINA, P.C.
343 E. Six Forks Road, Suite 200
Raleigh, North Carolina 27609
NC License No: C-1554

SIGN DESIGNS

TIP NO.	SHEET NO.
U-2524C	SIGN-4GG

APPROVED: _____

DATE: 6-3-2013

SEAL

NORTH CAROLINA PROFESSIONAL SEAL 20675 ENGINEER CHARLES A. JOHNSON III

SIGN NUMBER: 301,302
TYPE: D
QUANTITY: 2

SIGN WIDTH: 2'-0"
HEIGHT: 1'-0"
TOTAL AREA: 2.0 Sq.Ft.

BORDER TYPE: FLUSH
RECESS: 0"
WIDTH: 0"
RADII: 1.5"

NO. Z BARS:
LENGTH:

BACKG COLOR: Green
COPY COLOR: White

SYMBOL	X	Y	WID	HT

MAT'L: 0.125" ALUMINUM

NOTES:

1. Legend and border shall be direct applied Grade C reflective sheeting.
2. Background shall be Grade C reflective sheeting.

DESIGN BY: TRT
PROJECT ID: U-2524C
CHECKED BY: ADK/CAJ
DIV: 07
DATE: May 2013

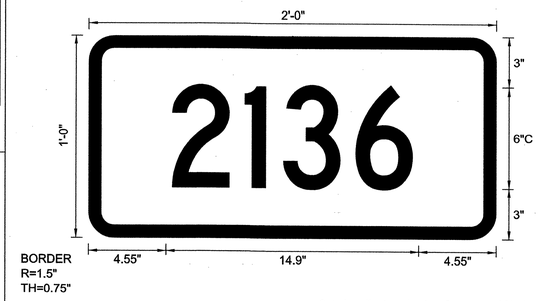

Spacing Factor is 1 unless specified otherwise

LETTER POSITIONS

Letter spacings are to start of next letter

		2	1	3	6		Series/Size Text Length
	4.9	4.3	2.3	4.3	3.4	4.9	C 2000 14.2

SIGN NUMBER: 303,304
TYPE: D
QUANTITY: 2

SIGN WIDTH: 2'-0"
HEIGHT: 1'-0"
TOTAL AREA: 2.0 Sq.Ft.

BORDER TYPE: FLUSH
RECESS: 0"
WIDTH: 0"
RADII: 1.5"

NO. Z BARS:
LENGTH:

BACKG COLOR: Green
COPY COLOR: White

SYMBOL	X	Y	WID	HT

MAT'L: 0.125" ALUMINUM

NOTES:

1. Legend and border shall be direct applied Grade C reflective sheeting.
2. Background shall be Grade C reflective sheeting.

DESIGN BY: TRT
PROJECT ID: U-2524C
CHECKED BY: ADK/CAJ
DIV: 07
DATE: May 2013

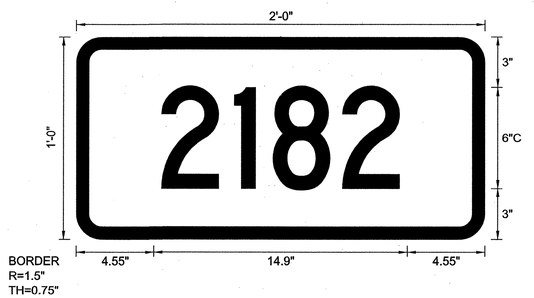

Spacing Factor is 1 unless specified otherwise

LETTER POSITIONS

Letter spacings are to start of next letter

		2	1	8	2		Series/Size Text Length
	5	4.3	2.3	4.1	3.4	5	C 2000 14

SIGN NUMBER: 701
TYPE: A
QUANTITY: 1

SIGN WIDTH: 15'-0"
HEIGHT: 8'-6"
TOTAL AREA: 127.5 Sq.Ft.

BORDER TYPE: FLUSH
RECESS: 0"
WIDTH: 2"
RADII: 12"

NO. Z BARS: 3
LENGTH: 172.0

BACKG COLOR: Green
COPY COLOR: White

SYMBOL	X	Y	WID	HT
M1_1	27	11.2	48	48
M1_1	106.1	11.2	60	48

MAT'L: 0.125" ALUMINUM

NOTES:

1. Legend and border shall be direct applied Grade C reflective sheeting.
2. Shields shall be Grade C reflective sheeting on 0.032" aluminum and demountable.
3. Background shall be Grade C reflective sheeting.
4. Existing support spacing is 9.75'

DESIGN BY: TRT
PROJECT ID: U-2524C
CHECKED BY: ADK/CAJ
DIV: 07
DATE: May 2013

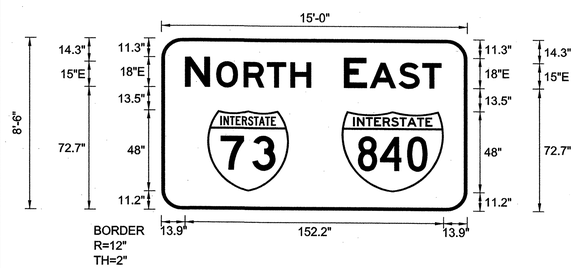

Spacing Factor is 1 unless specified otherwise

LETTER POSITIONS

Letter spacings are to start of next letter

		N		O	R	T	H		Series/Size Text Length
	13.9	14.6	3.8	16.1	13.8	13.8	12.2	91.9	E 2000 74.2
		E		A	S	T			
	107.4	13.5	1.9	16.9	13.8	11.3	15.2		E 2000 57.4

SIGN NUMBER: 702
TYPE: A
QUANTITY: 1

SIGN WIDTH: 15'-0"
HEIGHT: 8'-6"
TOTAL AREA: 127.5 Sq.Ft.

BORDER TYPE: FLUSH
RECESS: 0"
WIDTH: 2"
RADII: 12"

NO. Z BARS: 3
LENGTH: 172.0

BACKG COLOR: Green
COPY COLOR: White

SYMBOL	X	Y	WID	HT
M1_1	26.9	11.3	48	48
M1_1	106	11.3	60	48

MAT'L: 0.125" ALUMINUM

NOTES:

1. Legend and border shall be direct applied Grade C reflective sheeting.
2. Shields shall be Grade C reflective sheeting on 0.032" aluminum and demountable.
3. Background shall be Grade C reflective sheeting.
4. Exiting support spacing is 8.80'

DESIGN BY: TRT
PROJECT ID: U-2524C
CHECKED BY: ADK/CAJ
DIV: 07
DATE: May 2013



Spacing Factor is 1 unless specified otherwise

LETTER POSITIONS

Letter spacings are to start of next letter

		S		O	U	T	H		Series/Size Text Length
	13.9	14.6	2.8	16	14.7	13.8	12.2	92.1	E 2000 74
		W		E	S	T			
	105.9	19.1	2.7	13.4	13.8	11.3	13.9		E 2000 60.2

HNTB NORTH CAROLINA, P.C.
343 E. Six Forks Road, Suite 200
Raleigh, North Carolina 27609
NC License No: C-1554

SIGN DESIGNS

TIP NO.	SHEET NO.
U-2524C	SIGN-4HH

APPROVED:

DATE: 7-8-2013

SEAL

NORTH CAROLINA PROFESSIONAL SEAL 20675 ENGINEER CHARLES A. JOHNSON III

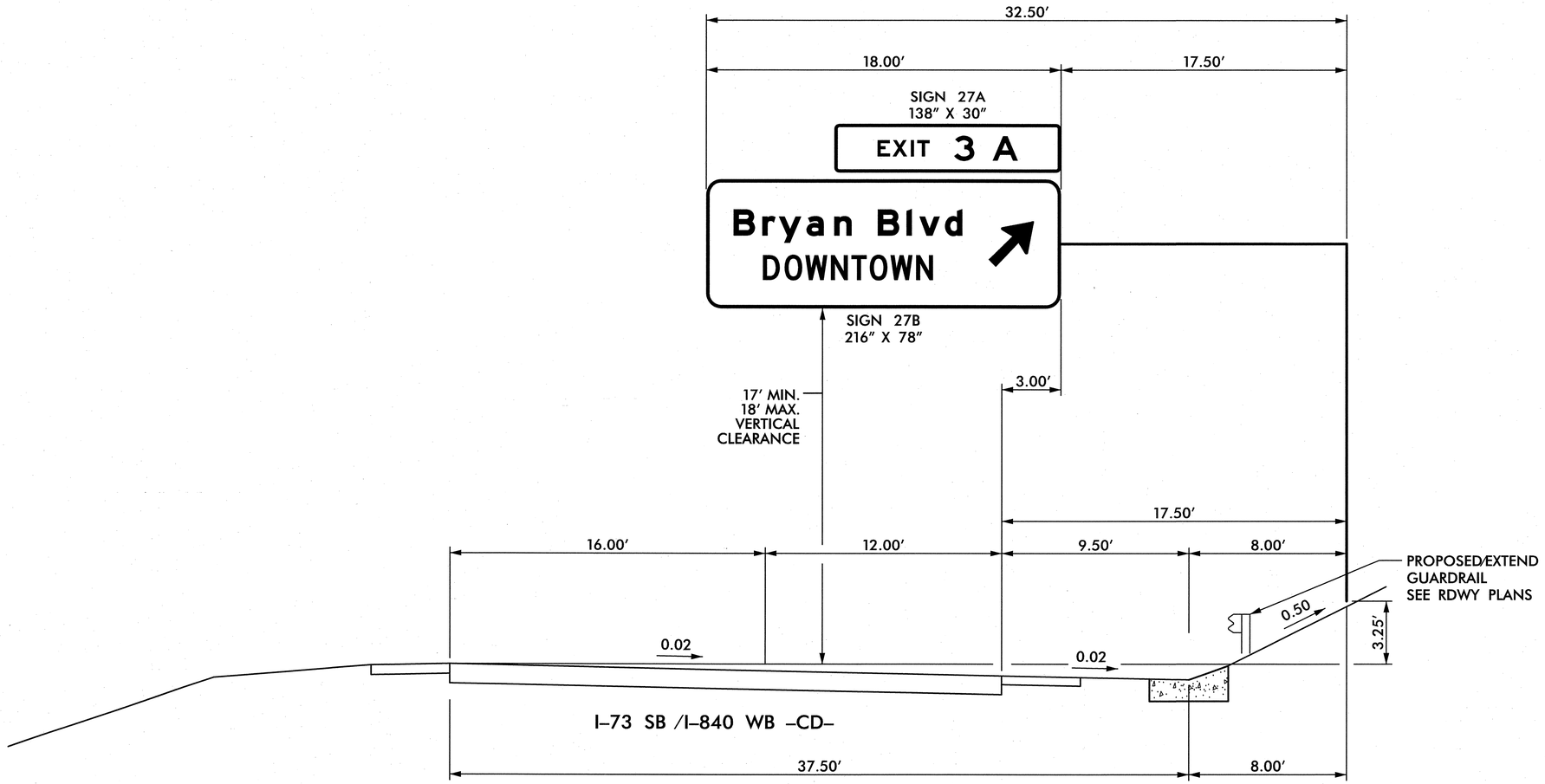

NOTES:

1. IF THE CONTRACTOR BIDS ALUMINUM SIGN STRUCTURE, EACH SHALL BE PROVIDED WITH AN APPROVED HIGHWAY TRUSS DAMPER DEVICE IN ACCORDANCE WITH AASHTO SPECIFICATIONS.
2. MOUNT SIGNS VERTICALLY CENTERED ON HORIZONTAL MEMBER OF STRUCTURE.
3. FIELD VERIFICATION SHALL BE REQUIRED FOR ALL FOOTING ELEVATIONS, PER THE LATEST NCDOT STANDARD SPECIFICATIONS FOR ROADS AND STRUCTURES. PROVIDE FIELD VERIFICATION TO THE SIGNING SECTION.
4. THE TOP OF THE FOOTING SHALL EXTEND AT LEAST 6 INCHES AND NOT MORE THAN 24 INCHES ABOVE THE HIGHEST POINT OF THE GROUND SURFACE AT THE FOOTING.
5. SIGN HANGERS AND ATTACHMENT HARDWARE SHALL BE PROVIDED AND INSTALLED ON THE ASSEMBLY TO ACCOMMODATE ALL SIGNS SHOWN IN THIS PLAN SHEET.
6. DESIGN AND CONSTRUCTION REQUIREMENTS FOR SIGN STRUCTURES SHALL ACCOMMODATE WIND VELOCITY OF 90 M.P.H.

OVERHEAD ASSEMBLY 'D'
STA. 64+75 -CD-

TIP NO.	SHEET NO.
U-2524C	SIGN-411

APPROVED: [signature]

DATE: 7-8-2013

SEAL

NORTH CAROLINA PROFESSIONAL SEAL 20675 ENGINEER CHARLES A. JOHNSON III

(401) QUANTITY REQ'D 4



48" X 48"
W4-1 (R)

TWO "U" POSTS PER SIGN

(406) QUANTITY REQ'D 7



48" X 48"
W4-2(R)

TWO "U" POSTS PER SIGN

(411) QUANTITY REQ'D 2



36" X 36"
S4-5

ONE "U" POST PER SIGN
BACKGROUND SHEETING SHALL BE
FLUORESCENT YELLOW GRADE B SHEETING

(416) QUANTITY REQ'D 4



36" X 36"
W11-2

ONE "U" POST PER SIGN
BACKGROUND SHEETING SHALL BE
FLUORESCENT YELLOW GRADE B SHEETING

(421) QUANTITY REQ'D 5



36" X 36"
R5-1

ONE "U" POST PER SIGN

(425) QUANTITY REQ'D 2



36" X 36"
R3-4

MOUNT ON BACK OF SIGN 423 IN 2 INSTALLATIONS

(402) QUANTITY REQ'D 2



36" X 48"
W13-2

TWO "U" POSTS PER SIGN

(407) QUANTITY REQ'D 2



48" X 48"
W9-1(L)

TWO "U" POSTS PER SIGN

(412) QUANTITY REQ'D 3



24" X 8"
S4-3P

MOUNT BELOW SIGN 413 IN 2 INSTALLATIONS
MOUNT ABOVE SIGN 414 IN 1 INSTALLATION
BACKGROUND SHEETING SHALL BE FLUORESCENT
YELLOW GRADE B SHEETING

(417) QUANTITY REQ'D 4



24" X 12"
W16-7P

MOUNT BELOW SIGN 416 IN 4 INSTALLATIONS
BACKGROUND SHEETING SHALL BE FLUORESCENT
YELLOW GRADE B SHEETING

(422) QUANTITY REQ'D 4



36" X 24"
R5-1a

ONE "U" POST PER SIGN

(426) QUANTITY REQ'D 1



36" X 36"
R1-1

ONE "U" POST PER SIGN

(403) QUANTITY REQ'D 2



36" X 48"
W13-3

TWO "U" POSTS PER SIGN

(408) QUANTITY REQ'D 2



48" X 48"
W4-2(L)

TWO "U" POSTS PER SIGN

(413) QUANTITY REQ'D 2



36" X 36"
S1-1

ONE "U" POST PER SIGN
BACKGROUND SHEETING SHALL BE
FLUORESCENT YELLOW GRADE B SHEETING

(418) QUANTITY REQ'D 1



36" X 36"
W12-1

ONE "U" POST PER SIGN

(423) QUANTITY REQ'D 2



24" X 30"
R4-7

ONE "U" POST PER SIGN

(427) QUANTITY REQ'D 1

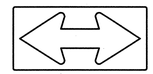

48" X 24"
W1-7

TWO "U" POST PER SIGN

(404) QUANTITY REQ'D 1



48" X 48"
W4-3

TWO "U" POSTS PER SIGN

(409) QUANTITY REQ'D 6



48" X 60"
R2-1

TWO "U" POSTS PER SIGN

(414) QUANTITY REQ'D 1



24" X 30"
R2-1

ONE "U" POST PER SIGN

(419) QUANTITY REQ'D 3



36" X 36"
W3-3

ONE "U" POST PER SIGN

(424) QUANTITY REQ'D 2



18" X 18"
OM1-3

MOUNT BELOW SIGN 423 IN 2 INSTALLATIONS

(428) QUANTITY REQ'D 2



30" X 36"
R2-1

ONE "U" POST PER SIGN

(405) QUANTITY REQ'D 6



48" X 48"
W9-1(R)

TWO "U" POST PER SIGN

(410) QUANTITY REQ'D 1



36" X 36"
W14-2

ONE "U" POST PER SIGN

(415) QUANTITY REQ'D 3



24" X 30"
R2-1

ONE "U" POST PER SIGN

(420) QUANTITY REQ'D 1



36" X 36" X 36"
R1-2

ONE "U" POST PER SIGN

HNTB NORTH CAROLINA, P.C.
343 E. Six Forks Road, Suite 200
Raleigh, North Carolina 27609
NC License No: C-1554

TYPE "E" SIGNS

TIP NO.	SHEET NO.
U-2524C	SIGN-4JJ

APPROVED: _____

DATE: 7-8-2013

SEAL

NORTH CAROLINA PROFESSIONAL SEAL 20675 ENGINEER CHARLES A. JOHNSON III

(429) QUANTITY REQ'D 52



30" X 36"
W1-8 (R)

INSTALL ON TWO "U" POSTS PER SIGN SPACED APPROX 24 INCHES APART ON SUPPORT CENTERS

INSTALL 28 INCH HORIZONTAL CROSS BRACING LEAVING A 1 INCH MARGIN FROM LEFT AND RIGHT EDGES OF SIGN

INSTALLATION HEIGHT: BOTTOM OF SIGN SHALL BE 4 FEET ABOVE THE EDGE OF TRAVEL LANE ELEVATION (LEFT EDGELINE OF RAMP)

ALL OTHER PORTIONS OF ROADWAY STANDARD DRAWING 904.50 APPLY

(430) QUANTITY REQ'D 1



36" X 36"
W1-2 (L)

ONE "U" POST PER SIGN

(431) QUANTITY REQ'D 2



54" X 18"
R6-1 (R)

TWO "U" POSTS PER SIGN

(432) QUANTITY REQ'D 6



30" X 36"
W1-8 (L)

INSTALL ON TWO "U" POSTS PER SIGN SPACED APPROX 24 INCHES APART ON SUPPORT CENTERS

ONE BARRIER SUPPORT (LARGE) PER SIGN FOR 1 INSTALLATION

INSTALL 28 INCH HORIZONTAL CROSS BRACING LEAVING A 1 INCH MARGIN FROM LEFT AND RIGHT EDGES OF SIGN

INSTALLATION HEIGHT: BOTTOM OF SIGN SHALL BE 4 FEET ABOVE THE EDGE OF TRAVEL LANE ELEVATION (RIGHT EDGELINE OF RAMP)

ALL OTHER PORTIONS OF ROADWAY STANDARD DRAWING 904.50 APPLY

(433) QUANTITY REQ'D 1



24" X 24"
SNC4-1a

MOUNT BELOW SIGN 414 IN 1 INSTALLATION

HNTB NORTH CAROLINA, P.C.
343 E. Six Forks Road, Suite 200
Raleigh, North Carolina 27609
NC License No: C-1554

TYPE "E" SIGNS

TIP NO.	SHEET NO.
U-2524C	SIGN-4KK

APPROVED: [signature]

DATE: 6-3-2013

SEAL

NORTH CAROLINA PROFESSIONAL SEAL 20675 ENGINEER CHARLES A. JOHNSON III

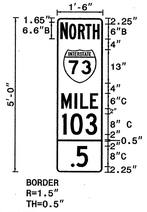

501 EAST INTERSTATE 840 1 - 36" X 18" 1 - 60" X 48" TWO "U" POSTS PER SIGN	STANDARD MILEMARKER DESIGN 1'-6"; 5'-0"; 1.65" 6.6"B; 2.25" 6"B 4" 13" 4" 6"C 2" 8" C 2" 0.5" 2" 8"C 2.25" NORTH 73 MILE 103 .5 BORDER R=1.5" TH=0.5" INSTALLATION NOTE: INSTALL ON 3 LB. U-CHANNEL POST 4' ABOVE EDGE OF TRAVEL LANE (EDGELINE) ELEVATION. INSTALL AT SHOULDER POINT OR MAX OF 15' FROM EDGE OF TRAVEL LANE, UNLESS OTHERWISE APPROVED BY ENGINEER.	NORTH 73 MILE 103 .5 18" X 60" ONE "U" POST PER SIGN	SOUTH 73 MILE 104 .5 18" X 60" ONE "U" POST PER SIGN	NORTH 73 MILE 106 18" X 54" ONE "U" POST PER SIGN	NORTH 73 MILE 107 18" X 54" ONE "U" POST PER SIGN	
502 WEST INTERSTATE 840 1 - 36" X 18" 1 - 60" X 48" TWO "U" POSTS PER SIGN		SOUTH 73 MILE 103 .5 18" X 60" ONE "U" POST PER SIGN	NORTH 73 MILE 105 18" X 54" ONE "U" POST PER SIGN	SOUTH 73 MILE 106 18" X 54" ONE "U" POST PER SIGN	SOUTH 73 MILE 107 18" X 54" ONE "U" POST PER SIGN	NORTH 73 MILE 108 18" X 54" ONE "U" POST PER SIGN
503 SOUTH 220 1 - 36" X 18" 1 - 45" X 36" ONE "U" POST PER SIGN		NORTH 73 MILE 104 18" X 54" ONE "U" POST PER SIGN	SOUTH 73 MILE 105 18" X 54" ONE "U" POST PER SIGN	NORTH 73 MILE 106 .5 18" X 60" ONE "U" POST PER SIGN	NORTH 73 MILE 107 .5 18" X 60" ONE "U" POST PER SIGN	SOUTH 73 MILE 108 18" X 54" ONE "U" POST PER SIGN
504 506 JCT INTERSTATE 840 1 - 30" X 21" 1 - 45" X 36" ONE "U" POST PER SIGN		SOUTH 73 MILE 104 18" X 54" ONE "U" POST PER SIGN	NORTH 73 MILE 105 .5 18" X 60" ONE "U" POST PER SIGN	SOUTH 73 MILE 106 .5 18" X 60" ONE "U" POST PER SIGN	SOUTH 73 MILE 107 .5 18" X 60" ONE "U" POST PER SIGN	NORTH 73 MILE 108 .5 18" X 60" ONE "U" POST PER SIGN
505 NORTH 220 1 - 36" X 18" 1 - 45" X 36" ONE "U" POST PER SIGN		NORTH 73 MILE 104 .5 18" X 60" ONE "U" POST PER SIGN	SOUTH 73 MILE 105 .5 18" X 60" ONE "U" POST PER SIGN			

HNTB

HNTB NORTH CAROLINA, P.C.
343 E. Six Forks Road, Suite 200
Raleigh, North Carolina 27609
NC License No: C-1554

TYPE "F" SIGNS AND MILEMARKERS

TIP NO.	SHEET NO.
U-2524C	SIGN-4LL

APPROVED:

DATE: 6-3-2013

SEAL

NORTH CAROLINA PROFESSIONAL SEAL 20675 ENGINEER CHARLES A. JOHNSON III

SOUTH 73 MILE 108 .5 — 18" X 60" ONE "U" POST PER SIGN	WEST 840 MILE 4 — 18" X 54" ONE "U" POST PER SIGN	EAST 840 MILE 5 — 18" X 54" ONE "U" POST PER SIGN	STANDARD MILEMARKER DESIGN 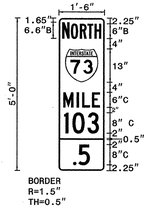 INSTALLATION NOTE: INSTALL ON 3 LB. U-CHANNEL POST 4' ABOVE EDGE OF TRAVEL LANE (EDGELINE) ELEVATION. INSTALL AT SHOULDER POINT OR MAX OF 15' FROM EDGE OF TRAVEL LANE, UNLESS OTHERWISE APPROVED BY ENGINEER.			
NORTH 73 MILE 109 — 18" X 54" ONE "U" POST PER SIGN	EAST 840 MILE 4 — 18" X 54" ONE "U" POST PER SIGN	WEST 840 MILE 5 .5 — 18" X 60" ONE "U" POST PER SIGN				
SOUTH 73 MILE 109 — 18" X 54" ONE "U" POST PER SIGN	WEST 840 MILE 4 .5 — 18" X 60" ONE "U" POST PER SIGN	EAST 840 MILE 5 .5 — 18" X 60" ONE "U" POST PER SIGN				
WEST 840 MILE 3 .5 — 18" X 60" ONE "U" POST PER SIGN	EAST 840 MILE 4 .5 — 18" X 60" ONE "U" POST PER SIGN	WEST 840 MILE 6 — 18" X 54" ONE "U" POST PER SIGN				
EAST 840 MILE 3 .5 — 18" X 60" ONE "U" POST PER SIGN	WEST 840 MILE 5 — 18" X 54" ONE "U" POST PER SIGN	EAST 840 MILE 6 — 18" X 54" ONE "U" POST PER SIGN				

HNTB NORTH CAROLINA, P.C.
343 E. Six Forks Road, Suite 200
Raleigh, North Carolina 27609
NC License No: C-1554

TYPE "F" SIGNS AND MILEMARKERS

TIP NO.	SHEET NO.
U-2524C	SIGN-4MM

APPROVED:

DATE: 6/11/12

SEAL

NORTH CAROLINA PROFESSIONAL SEAL 022959 ENGINEER RONALD W. KING

STATE OF NORTH CAROLINA
DEPT. OF TRANSPORTATION
DIVISION OF HIGHWAYS
RALEIGH, N.C.

1-12

ENGLISH STANDARD DRAWING FOR

MILEPOST AND PLACEMENT

SHEET 1 OF 1

904D40

MILEPOST PLACEMENT

ROADWAY WITH CURB

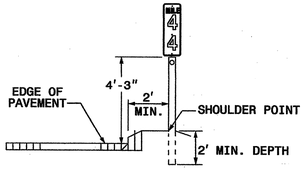

ROADWAY WITH 10' PAVED SHOULDER

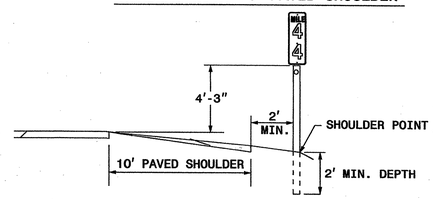

NOTES:

1. A MILEPOST SIGN SHALL CONSIST OF ONE (1) 12" X 24", 12" X 36" OR 12" X 48" SIGN PANEL. AN ENHANCE REFERENCE LOCATION SIGN SHALL CONSIST OF ONE (1) 18" X 54" SIGN PANEL. AN INTERMEDIATE ENHANCE REFERENCE LOCATION SIGN SHALL CONSIST OF ONE (1) 18" X 60" SIGN PANEL.
2. FABRICATE SIGNS FROM .080" SHEET ALUMINUM. EACH SIGN SHALL HAVE SILVER STUCK-ON MESSAGE AND BORDER ON GREEN BACKGROUND. MESSAGE, BORDER AND BACKGROUND TO BE REFLECTORIZED.
3. MILEPOST AND ENHANCE REFERENCE LOCATION SIGNS REQUIRE ONE (1) 2-LB GALVANIZED STEEL U-CHANNEL POST. THE POST'S LENGTH MUST MEET THE REQUIREMENTS SHOWN IN THESE STANDARDS.
4. POSTS SHALL BE DRIVEN. THE TOP OF POST SHALL NOT PROJECT ABOVE THE TOP OF SIGN.
5. ATTACH EACH SIGN TO THE WIDE FACE (FLANGES) OF THE POST BY MEANS OF THE FOLLOWING COMBINATION- 5/16" HEX HEAD BOLT, NYLON WASHER, SHIM, FLAT WASHER, LOCK WASHER, HEX NUT. FULL CONTACT BETWEEN THE SIGN AND THE POST SHALL BE ACHIEVED. NO BUCKLING OF THE SIGN WILL BE PERMITTED.
6. PLACE MILEPOST SIGNS AT THE SHOULDER POINT UNLESS THE ENGINEER DIRECTS OTHERWISE.

POST DETAILS

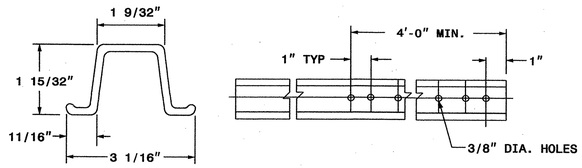

2-LB U-CHANNEL

FASTENER

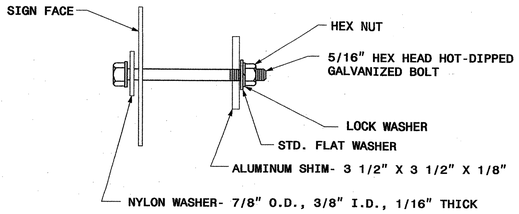

STATE OF
NORTH CAROLINA
DEPT. OF TRANSPORTATION
DIVISION OF HIGHWAYS
RALEIGH, N.C.

1-12

ENGLISH STANDARD DRAWING FOR

MILEPOST AND PLACEMENT

SHEET 1 OF 1

904D40

REVISED SIGNING ROADWAY STANDARD DRAWING

8-11-12

11-JUN-2012 10:33
S:\S&DU\Standard Group NEW\Standards and Drawings\Drawings\2012 Standard Dwgs\Division 9\0904.40_sgn_milepost_Revised.dgn
dstrokes AT TE24745

TIP NO.	SHEET NO.
U-2524C	SIGN-5

APPROVED:

DATE: 6-3-2013

SEAL

NORTH CAROLINA PROFESSIONAL SEAL 20675 ENGINEER CHARLES A. JOHNSON III

MATCHLINE "Y"
SEE SHEET SIGN-30

MATCHLINE "W"
SEE SHEET SIGN-27

MATCHLINE "A"
SEE SHEET SIGN-6

MATCHLINE "Z"
SEE SHEET SIGN-31

I-73 SB

I-40 EB

I-40 WB

I-73 NB

I-73 NB/I-840 EB

EXIT 213
Guilford College Rd
3/4 MILE
EXISTING OVERHEAD SIGN ASSEMBLY 'XX'
SEE PAY ITEM NOTES 4,7,8,9,10

EXIT 212 B
TO Bryan Blvd
PTI Airport
EXIT ONLY

76B
Guilford College Rd
3/4 MILE
282" X 66"

76A
EXIT 213
102" X 30"

77B
EXIT ONLY
NORTH EAST
PTI-GSO Airport
Martinsville
73 INTERSTATE
840 INTERSTATE
300" X 222"

77A
EXIT 212 B
132" X 30"

RAMP
25 MPH
403

EXIT
25 MPH
SEE PAY ITEM NOTE 3

EXIT
35 MPH
402

12 SIGNS
429

EXIT
103 B
201
132" X 60"
SEE PAY ITEM NOTE 11

EXIT
SEE PAY ITEM NOTE 2

END NORTH
73

SEE PAY ITEM NOTE 3

EXISTING OVERHEAD SIGN ASSEMBLY 'AA'
SEE PAY ITEM NOTES 4,7,8,9,10

W Friendly Ave
1¼ MILES
228" X 66"
EXIT 2

W Friendly Ave
1¼ MILES
132" X 30"
EXIT 104
1B
1A

12 SIGNS
429

78A
EXIT 211
102" X 30"
Gallimore Dairy Rd
1 MILE
288" X 78"
78B

156" X 30"
EXIT 212 A
79A

SOUTH SOUTH
73 INTERSTATE
421
Asheboro
240" X 144"
79B

EXIT 212 A
SOUTH SOUTH
73
421
Asheboro

EXIT 211
Gallimore Dairy Rd
1 MILE

EXISTING OVERHEAD SIGN ASSEMBLY 'EEE'
SEE PAY ITEM NOTES 4,7,8,9,10

HNTB
HNTB NORTH CAROLINA, P.C.
343 E. Six Forks Road, Suite 200
Raleigh, North Carolina 27609
NC License No: C-1554

EXISTING AND PROPOSED SIGNS
I-40 AT I-73/I-840

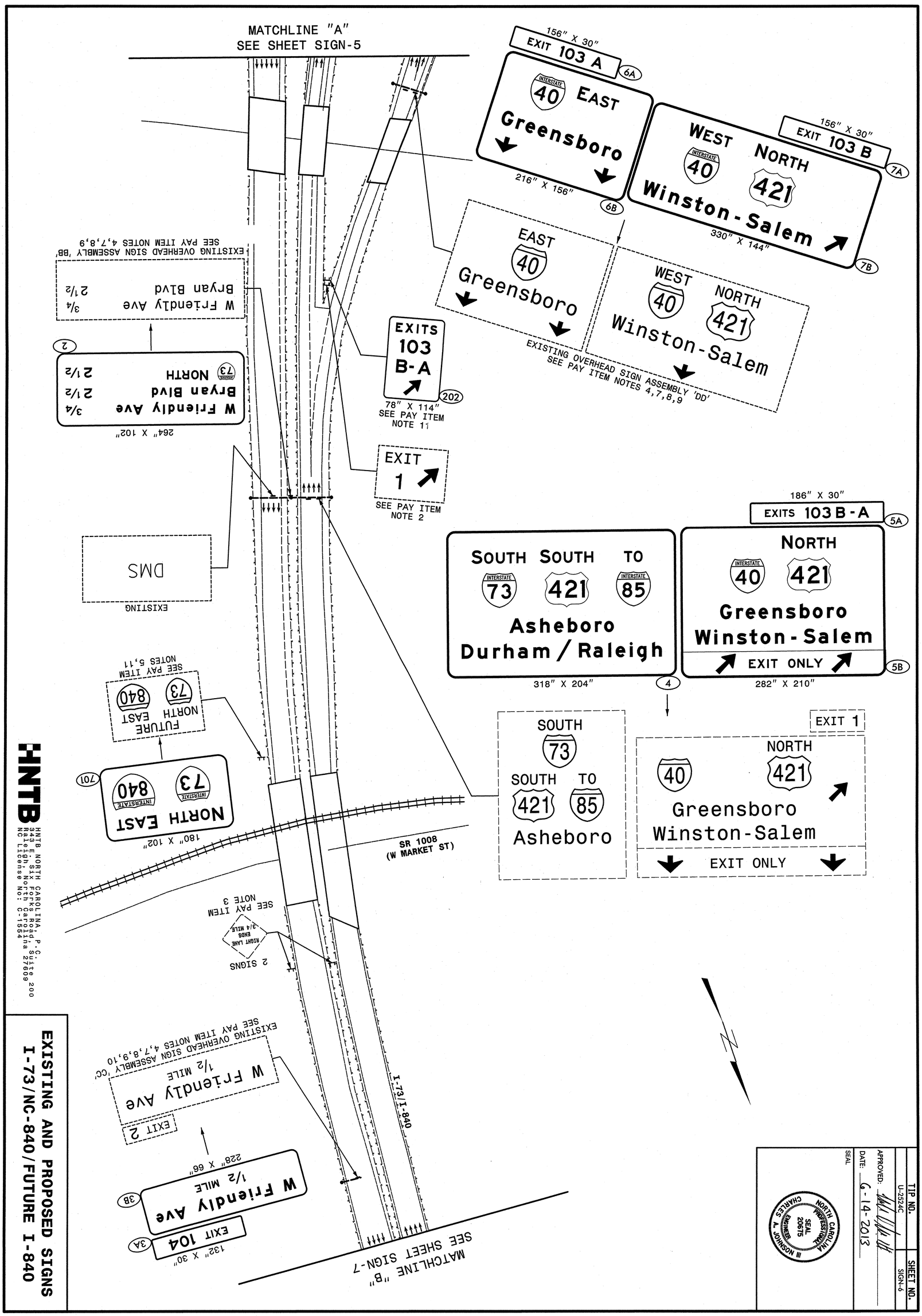
MATCHLINE "A"
SEE SHEET SIGN-5
156" X 30"
EXIT 103 A
6A
INTERSTATE 40 EAST
Greensboro
216" X 156"
6B
156" X 30"
EXIT 103 B
7A
WEST NORTH
INTERSTATE 40
421
Winston-Salem
330" X 144"
7B
EAST
40
Greensboro
WEST NORTH
40
421
Winston-Salem
EXISTING OVERHEAD SIGN ASSEMBLY 'DD'
SEE PAY ITEM NOTES 4,7,8,9
EXISTING OVERHEAD SIGN ASSEMBLY 'BB'
SEE PAY ITEM NOTES 4,7,8,9
W Friendly Ave 3/4
Bryan Blvd 2 1/2
2
W Friendly Ave 3/4
Bryan Blvd 2 1/2
73 NORTH 2 1/2
264" X 102"
EXITS
103
B-A
202
78" X 114"
SEE PAY ITEM
NOTE 11
EXIT
1
SEE PAY ITEM
NOTE 2
DMS
EXISTING
186" X 30"
EXITS 103 B-A
5A
SOUTH SOUTH TO
INTERSTATE 73
421
INTERSTATE 85
Asheboro
Durham / Raleigh
318" X 204"
4
NORTH
INTERSTATE 40
421
Greensboro
Winston-Salem
EXIT ONLY
5B
282" X 210"
SEE PAY ITEM
NOTES 5,11
FUTURE
NORTH EAST
73
840
701
NORTH EAST
INTERSTATE 73
INTERSTATE 840
180" X 102"
SOUTH
73
SOUTH TO
421
85
Asheboro
EXIT 1
NORTH
40
421
Greensboro
Winston-Salem
EXIT ONLY
SR 1008
(W MARKET ST)
SEE PAY ITEM
NOTE 3
RIGHT LANE ENDS 3/4 MILE
2 SIGNS
EXISTING OVERHEAD SIGN ASSEMBLY 'CC'
SEE PAY ITEM NOTES 4,7,8,9,10
W Friendly Ave
1/2 MILE
EXIT 2
228" X 66"
W Friendly Ave
1/2 MILE
3B
EXIT 104
3A
132" X 30"
I-73/I-840
MATCHLINE "B"
SEE SHEET SIGN-7
N
HNTB
HNTB NORTH CAROLINA, P.C.
343 E. Six Forks Road, Suite 200
Raleigh, North Carolina 27609
NC License No: C-1554
EXISTING AND PROPOSED SIGNS
I-73/NC-840/FUTURE I-840
TIP NO.
U-2524C
SHEET NO.
SIGN-6
APPROVED:
DATE: 6-14-2013
SEAL
NORTH CAROLINA PROFESSIONAL SEAL 20675 ENGINEER
CHARLES A. JOHNSON III

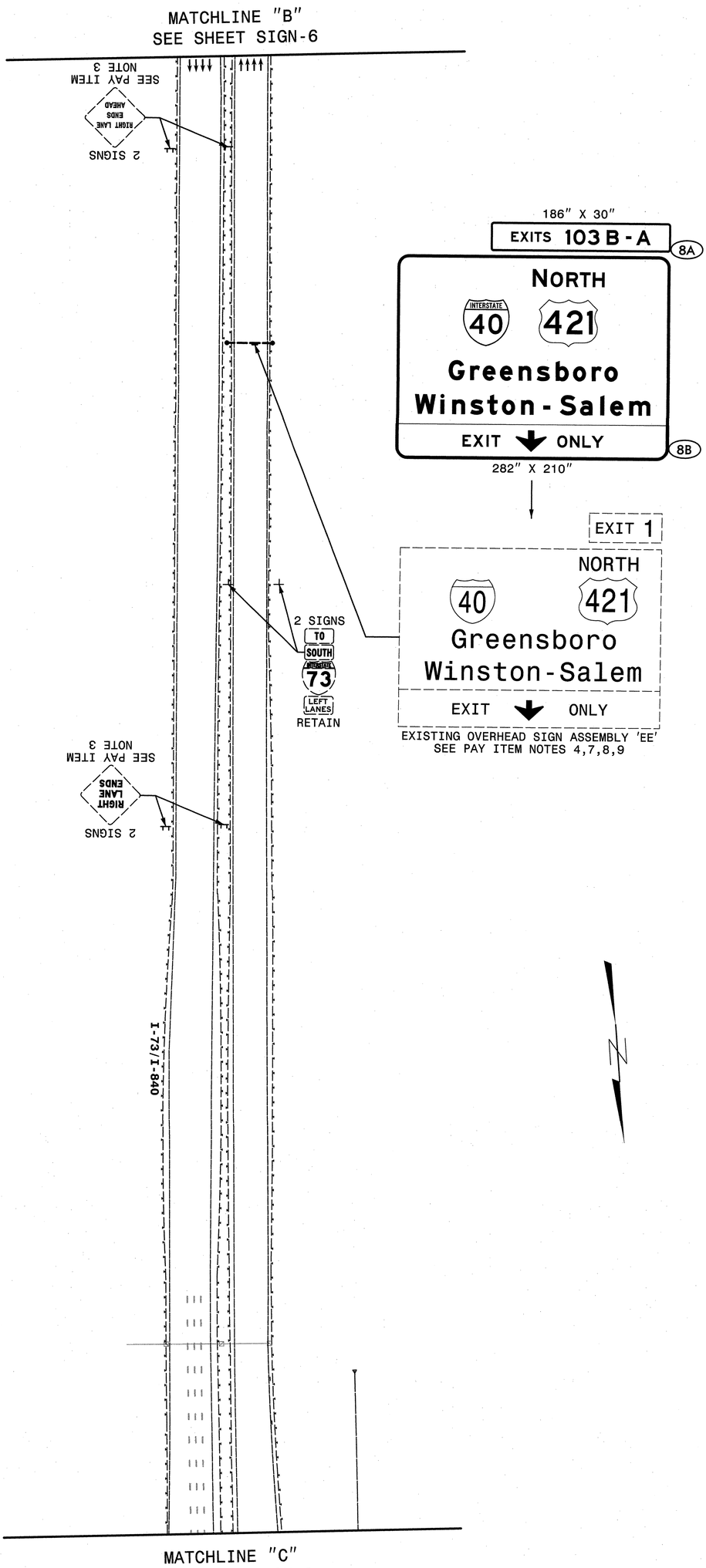

HNTB
HNTB NORTH CAROLINA, P.C.
343 E. Six Forks Road, Suite 200
Raleigh, North Carolina 27609
NC License No: C-1554

EXISTING AND PROPOSED SIGNS
I-73/I-840

CHARLES A. JOHNSON III SEAL 20675 NORTH CAROLINA PROFESSIONAL ENGINEER

SEAL

APPROVED: _____

DATE: 6-3-2013

TIP NO.	SHEET NO.
U-2524C	SIGN-7

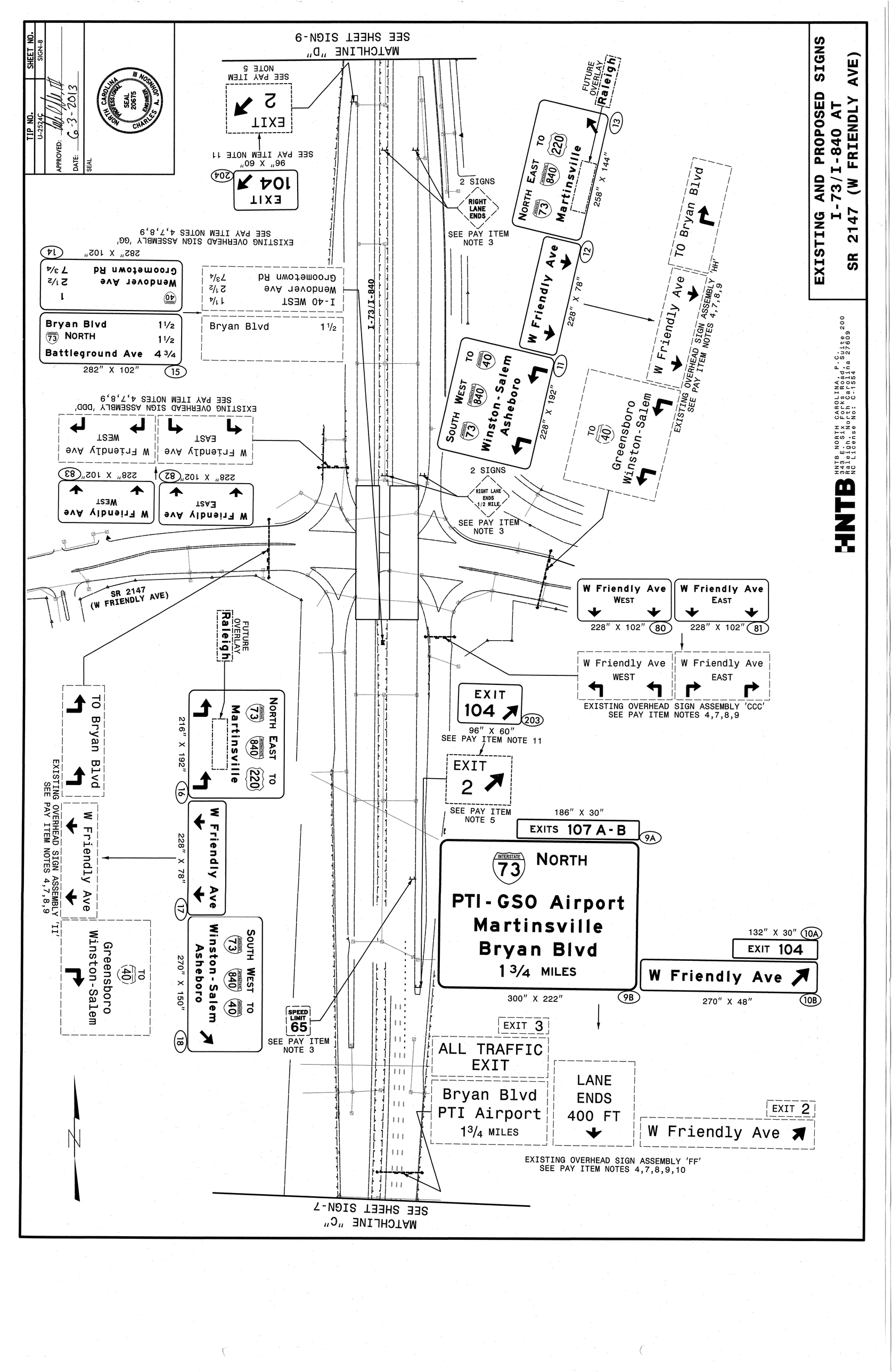
EXISTING AND PROPOSED SIGNS
I-73/I-840 AT
SR 2147 (W FRIENDLY AVE)
SHEET NO. SIGN-8
TIP NO. U-2524C
APPROVED:
DATE: 6-3-2013
SEAL
NORTH CAROLINA PROFESSIONAL SEAL 20675 ENGINEER CHARLES A. JOHNSON III
HNTB NORTH CAROLINA, P.C.
343 E. Six Forks Road, Suite 200
Raleigh, North Carolina 27609
NC License No: C-1561
HNTB
MATCHLINE "D"
SEE SHEET SIGN-9
SEE PAY ITEM NOTE 5
EXIT 2
SEE PAY ITEM NOTE 11
96" X 60"
EXIT 104
204
EXISTING OVERHEAD SIGN ASSEMBLY 'GG'
SEE PAY ITEM NOTES 4,7,8,9
282" X 102"
14
Wendover Ave 2 1/2
Groometown Rd 7 3/4
I-40 WEST 1 1/4
Bryan Blvd 1 1/2
Bryan Blvd 1 1/2
NORTH
Battleground Ave 4 3/4
282" X 102"
15
I-73/I-840
2 SIGNS
RIGHT LANE ENDS
SEE PAY ITEM NOTE 3
FUTURE OVERLAY Raleigh
NORTH EAST TO
73 840 220
Martinsville
258" X 144"
13
W Friendly Ave
228" X 78"
12
TO Bryan Blvd
W Friendly Ave
EXISTING OVERHEAD SIGN ASSEMBLY 'HH'
SEE PAY ITEM NOTES 4,7,8,9
SOUTH WEST TO
40 840 73
Winston-Salem
Asheboro
228" X 192"
11
TO
40
Greensboro
Winston-Salem
EXISTING OVERHEAD SIGN ASSEMBLY 'DDD'
SEE PAY ITEM NOTES 4,7,8,9
W Friendly Ave EAST
W Friendly Ave WEST
228" X 102" 82
228" X 102" 83
2 SIGNS
RIGHT LANE ENDS 1/2 MILE
SEE PAY ITEM NOTE 3
SR 2147
(W FRIENDLY AVE)
W Friendly Ave WEST
228" X 102" 80
W Friendly Ave EAST
228" X 102" 81
W Friendly Ave WEST
W Friendly Ave EAST
EXISTING OVERHEAD SIGN ASSEMBLY 'CCC'
SEE PAY ITEM NOTES 4,7,8,9
EXIT 104
203
96" X 60"
SEE PAY ITEM NOTE 11
EXIT 2
SEE PAY ITEM NOTE 5
186" X 30"
EXITS 107 A-B
9A
INTERSTATE 73 NORTH
PTI-GSO Airport
Martinsville
Bryan Blvd
1 3/4 MILES
300" X 222"
9B
132" X 30"
10A
EXIT 104
W Friendly Ave
270" X 48"
10B
FUTURE OVERLAY Raleigh
TO Bryan Blvd
W Friendly Ave
EXISTING OVERHEAD SIGN ASSEMBLY 'II'
SEE PAY ITEM NOTES 4,7,8,9
Greensboro
Winston-Salem
TO
40
NORTH EAST TO
73 840 220
Martinsville
216" X 192"
16
W Friendly Ave
228" X 78"
17
SOUTH WEST TO
73 840 40
Winston-Salem
Asheboro
270" X 150"
18
SPEED LIMIT 65
SEE PAY ITEM NOTE 3
EXIT 3
ALL TRAFFIC EXIT
Bryan Blvd
PTI Airport
1 3/4 MILES
LANE ENDS 400 FT
EXIT 2
W Friendly Ave
EXISTING OVERHEAD SIGN ASSEMBLY 'FF'
SEE PAY ITEM NOTES 4,7,8,9,10
N
MATCHLINE "C"
SEE SHEET SIGN-7

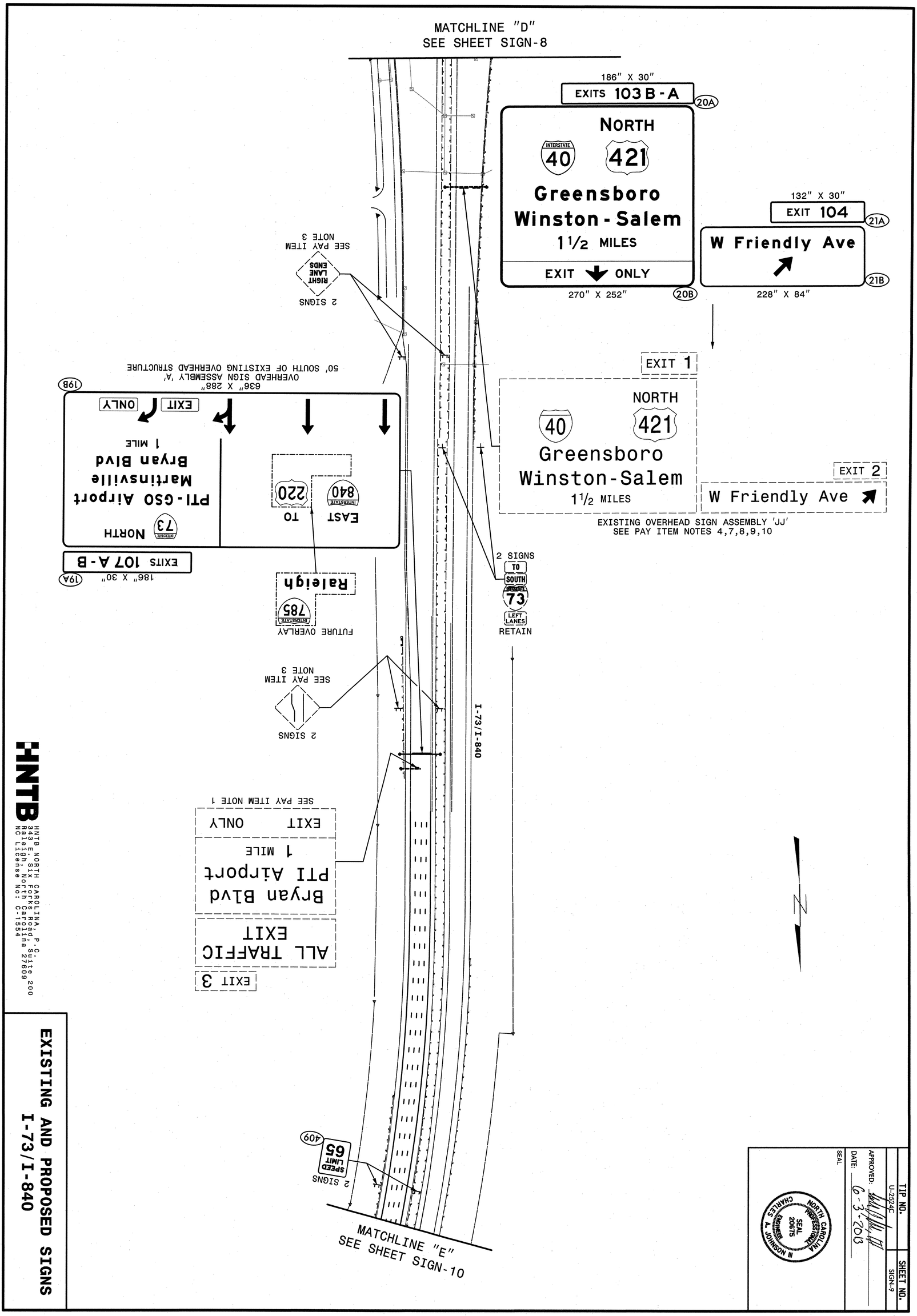

HNTB

HNTB NORTH CAROLINA, P.C.
3943 Sixforks Road, Suite 200
Raleigh, North Carolina 27609
NC License No: C-1554

EXISTING AND PROPOSED SIGNS
I-73/I-840

SEAL

CHARLES A. JOHNSON III
NORTH CAROLINA PROFESSIONAL ENGINEER
SEAL 20675

APPROVED: [signature]
DATE: 6-3-2013

TIP NO.	SHEET NO.
U-2524C	SIGN-9

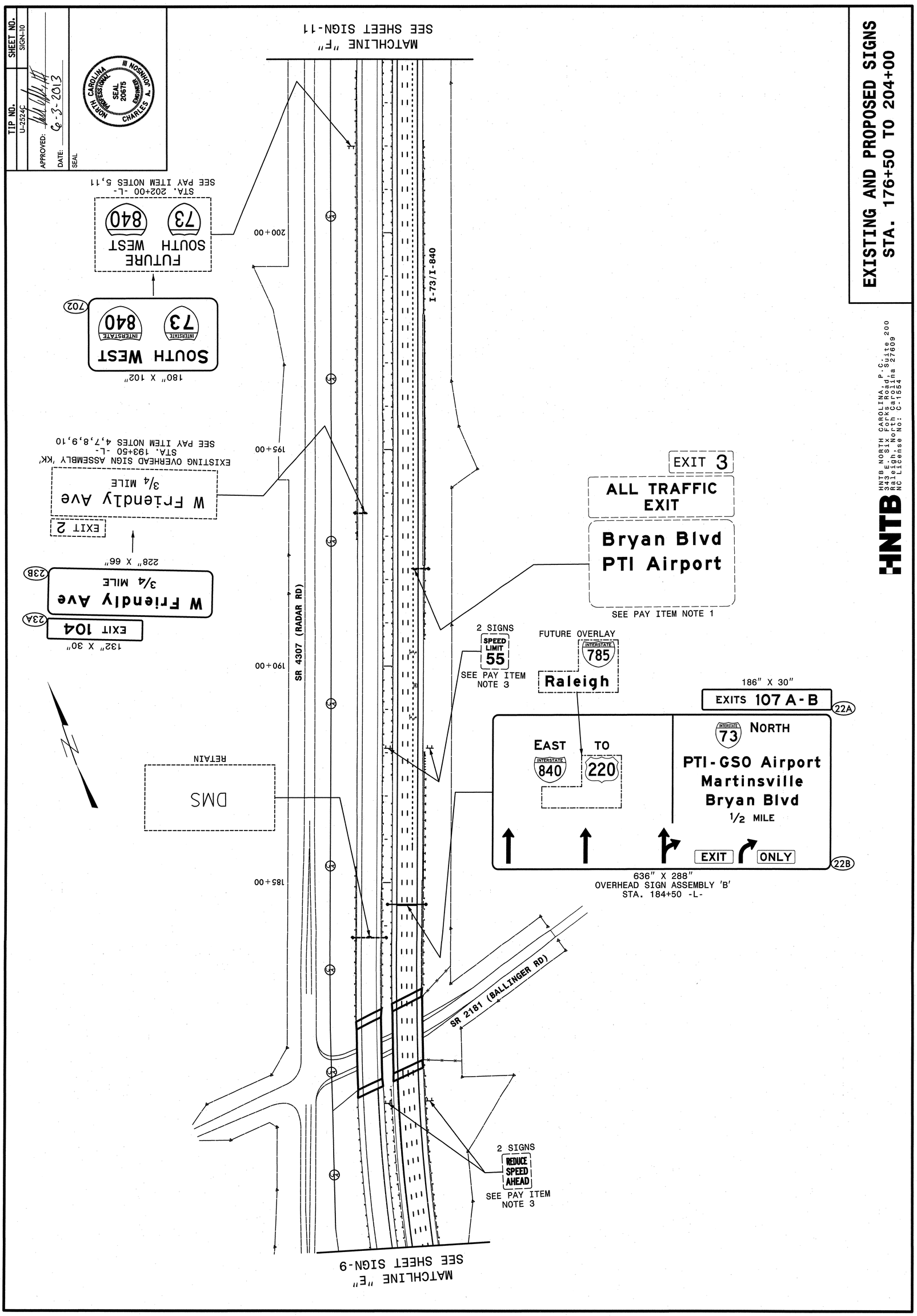
SHEET NO.
SIGN-10
TIP NO.
U-2524C
APPROVED:
DATE: 6-3-2013
SEAL
NORTH CAROLINA DEPARTMENT OF TRANSPORTATION
SEAL 20675
ENGINEER
CHARLES A. JOHNSON III
EXISTING AND PROPOSED SIGNS
STA. 176+50 TO 204+00
HNTB NORTH CAROLINA, P.C.
Corporate Center Road Suite 200
Raleigh, North Carolina 27609
NC License No: C-1554
HNTB
MATCHLINE "F"
SEE SHEET SIGN-11
MATCHLINE "E"
SEE SHEET SIGN-9
I-73/I-840
SR 4307 (RADAR RD)
SR 2181 (BALLINGER RD)
200+00
195+00
190+00
185+00
EXIT 3
ALL TRAFFIC
EXIT
Bryan Blvd
PTI Airport
SEE PAY ITEM NOTE 1
2 SIGNS
SPEED LIMIT 55
SEE PAY ITEM NOTE 3
FUTURE OVERLAY
INTERSTATE 785
Raleigh
186" X 30"
EXITS 107 A-B
22A
INTERSTATE 73 NORTH
EAST
INTERSTATE 840
TO
220
PTI-GSO Airport
Martinsville
Bryan Blvd
1/2 MILE
EXIT
ONLY
22B
636" X 288"
OVERHEAD SIGN ASSEMBLY 'B'
STA. 184+50 -L-
DMS
RETAIN
2 SIGNS
REDUCE SPEED AHEAD
SEE PAY ITEM NOTE 3
180" X 102"
SOUTH WEST
INTERSTATE 73
INTERSTATE 840
702
FUTURE
SOUTH WEST
73
840
STA. 202+00 -L-
SEE PAY ITEM NOTES 5,11
228" X 66"
W Friendly Ave
3/4 MILE
238
EXIT 104
234
132" X 30"
EXISTING OVERHEAD SIGN ASSEMBLY 'KK'
STA. 193+50 -L-
SEE PAY ITEM NOTES 4,7,8,9,10
W Friendly Ave
3/4 MILE
EXIT 2

TIP NO.	SHEET NO.
U-2524C	SIGN-11

APPROVED: _____

DATE: 6-3-2013

SEAL

NORTH CAROLINA PROFESSIONAL ENGINEER SEAL 20675 CHARLES A. JOHNSON III

EXISTING AND PROPOSED SIGNS STA. 204+00 TO 228+00

HNTB NORTH CAROLINA, P.C.
343 E. Six Forks Road, Suite 200
Raleigh, North Carolina 27609
NC License No. C-1561

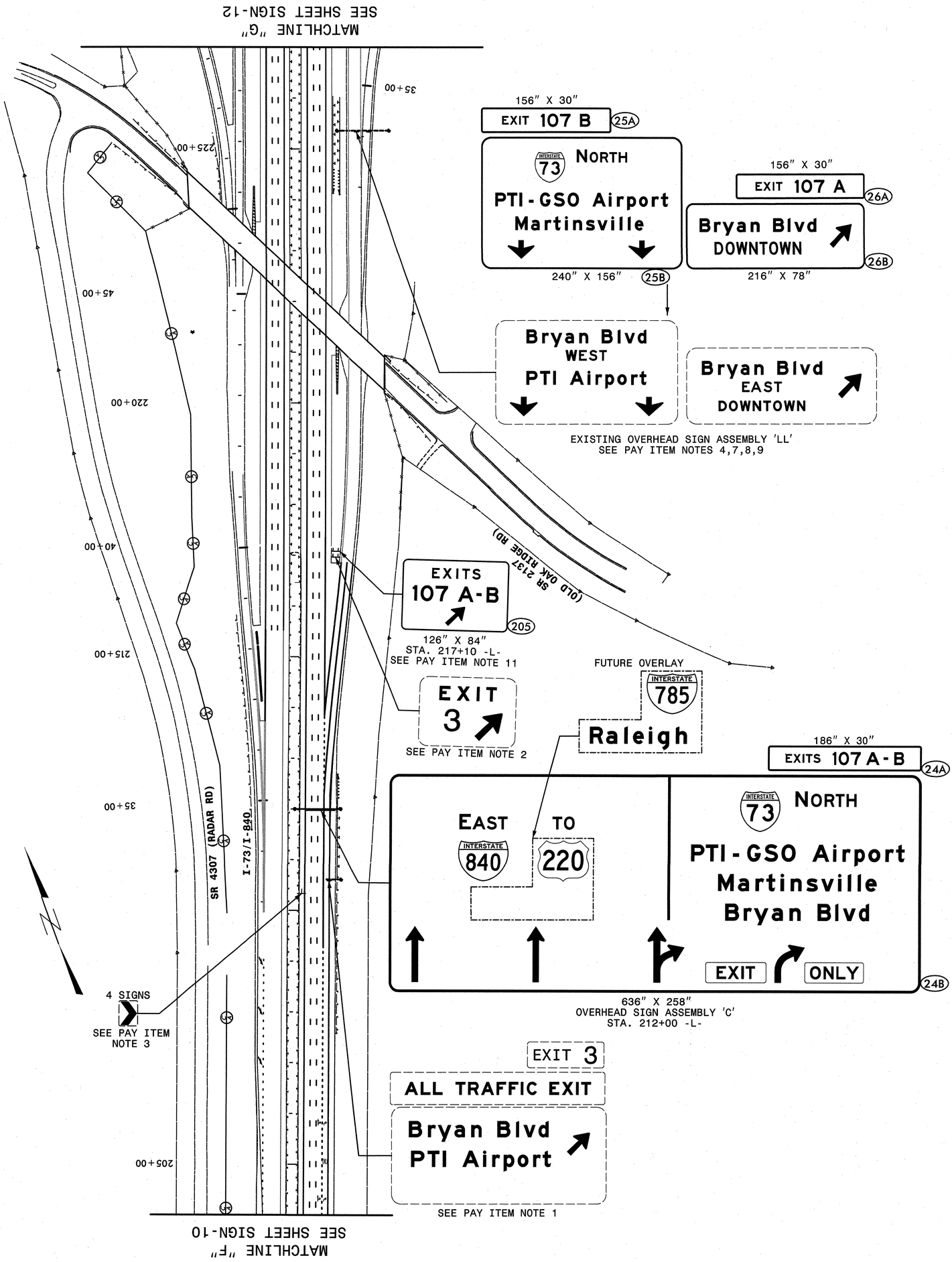

TIP NO.	SHEET NO.
U-2524C	SIGN-12

APPROVED:

DATE: 7-8-2013

SEAL

NORTH CAROLINA PROFESSIONAL SEAL 20675 ENGINEER CHARLES A. JOHNSON III

MATCHLINE "J"
SEE SHEET SIGN-15

MATCHLINE "G"
SEE SHEET SIGN-11

MATCHLINE "N"
SEE SHEET SIGN-19

MATCHLINE "K"
SEE SHEET SIGN-16

SR 2126 (BRYAN BLVD)

I-73/I-840

EXIT 3 A (208) — 90" X 60" -CD- STA. 59+30 SEE PAY ITEM NOTE 11

EXIT 3 B (207) — 90" X 60" -CD- STA. 77+80 SEE PAY ITEM NOTE 11

EXIT 107 A (209) — 126" X 60" -RPBD- STA. 69+22 SEE PAY ITEM NOTE 11

EXIT 107 A (206) — 126" X 60" -RPC- STA. 36+59 SEE PAY ITEM NOTE 11

28A — 186" X 30" — EXITS 109 A-B — Old Oak Ridge Rd PTI-GSO Airport 1 MILE

28B — 258" X 102" — Bryan Blvd WEST PTI Airport

29 — 270" X 180" — SOUTH WEST TO 73 840 40 — Winston-Salem Asheboro Raleigh — TO 40 Winston-Salem

27A — 138" X 30" — EXIT 3 A

27B — 216" X 78" — Bryan Blvd DOWNTOWN — OVERHEAD SIGN ASSEMBLY 'D' STA. 64+75 -CD-

EXISTING OVERHEAD SIGN ASSEMBLY 'MM'
SEE PAY ITEM NOTES 4,7,8,9

STA. 238+92 -L- SEE PAY ITEM NOTE 14

RAMP 25 MPH (403)

EXIT 35 MPH (402)

RETAIN EXIT (402)

TO SOUTH 73 — SEE PAY ITEM NOTE 3

FUTURE BLANK OVERLAY

4 SIGNS (429) — SEE PAY ITEM NOTE 3

12 SIGNS (429)

3 SIGNS (401) — SEE PAY ITEM NOTE 3

5 SIGNS (432) — SEE PAY ITEM NOTE 15 FOR INSTALLATION

2 SIGNS — RETAIN

EXIT — SEE PAY ITEM NOTE 2

-LPB- -LPA- -RPA- -RPBD- -RPD-

HNTB NORTH CAROLINA, P.C.
343 E. Six Forks Road, Suite 200
Raleigh, North Carolina 27609
NC License No: C-1554

EXISTING AND PROPOSED SIGNS
STA. 228+00 TO 255+00

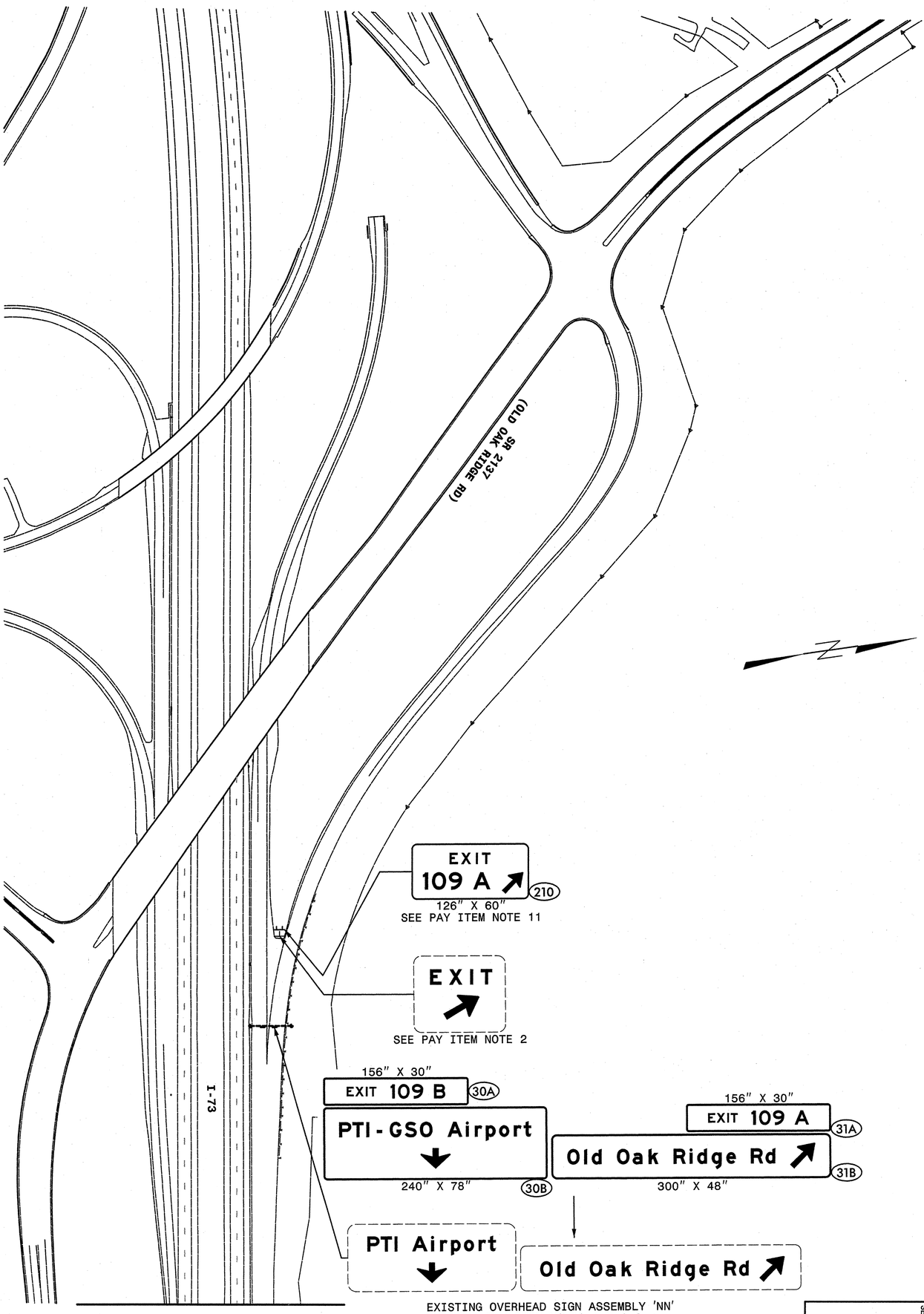

EXISTING AND PROPOSED SIGNS
OLD OAK RIDGE RD AT
SR 2126 (BRYAN BLVD)

HNTB
HNTB NORTH CAROLINA, P.C.
434 Fayetteville St. Suite 200
Raleigh, North Carolina 27609
NC License No: C-1554

SEAL

NORTH CAROLINA PROFESSIONAL ENGINEER SEAL 20675 CHARLES A. JOHNSON III

APPROVED: _____

DATE: 6-14-2013

TIP NO.	SHEET NO.
U-2524C	SIGN-13

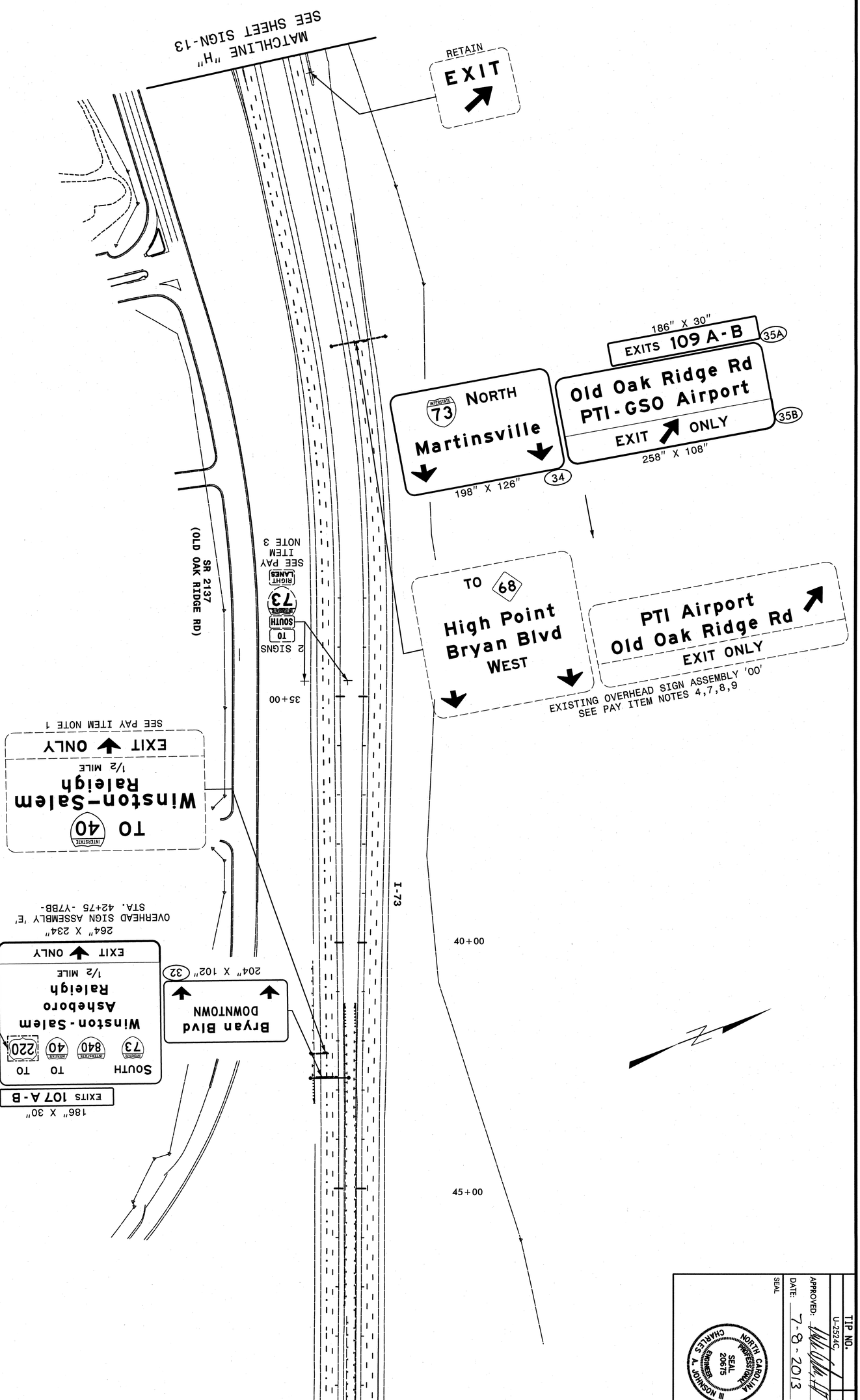

HNTB NORTH CAROLINA, P.C.
HNTB Corporation
Suite 200
Raleigh, North Carolina 27609
NC License No: C-1554

EXISTING AND PROPOSED SIGNS
SR 2126 (BRYAN BLVD)

NORTH CAROLINA PROFESSIONAL ENGINEER SEAL 20575 CHARLES A. JOHNSON III

SEAL

APPROVED:

DATE: 7-8-2013

TIP NO.	SHEET NO.
U-2524C	SIGN-14

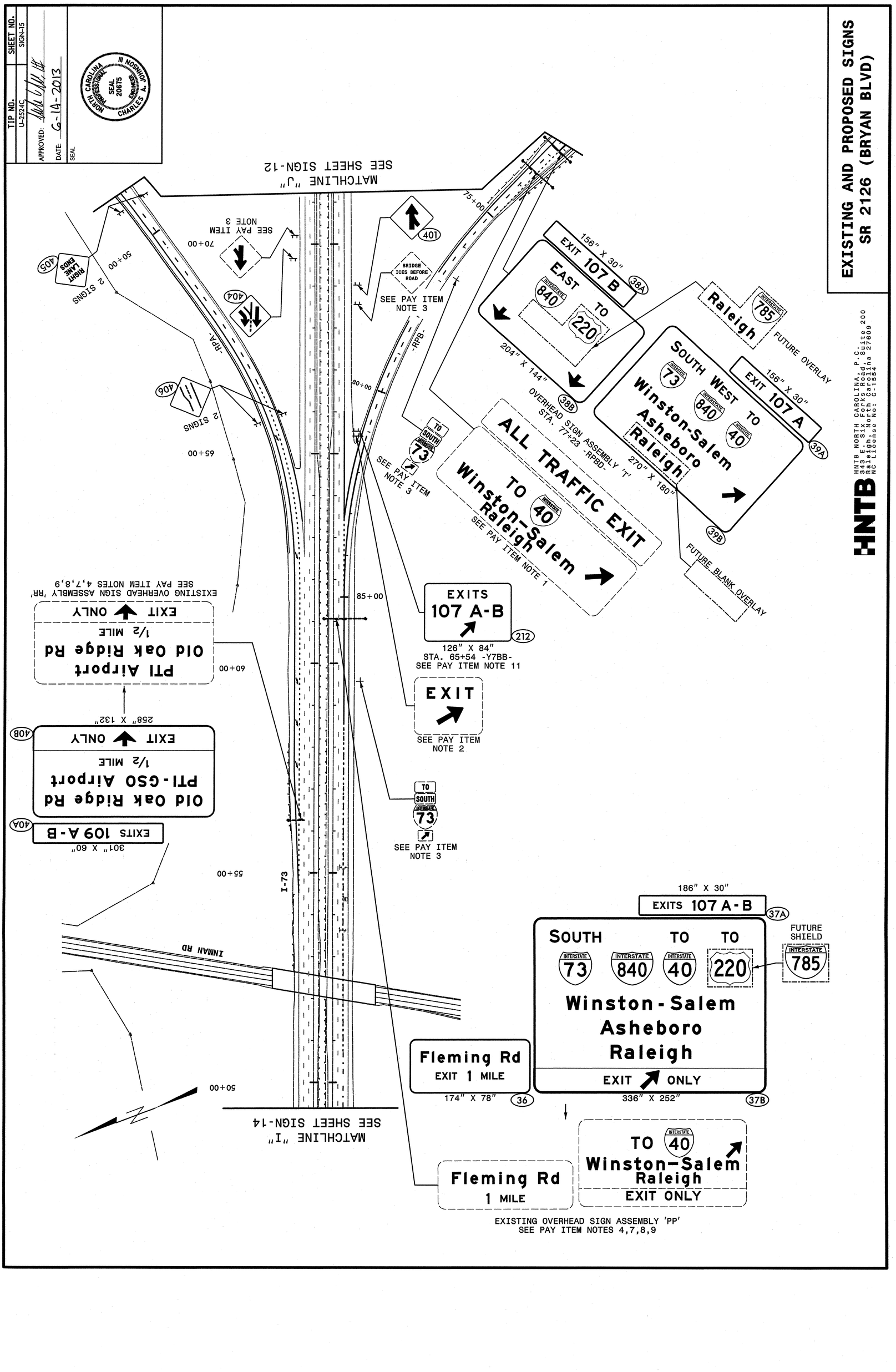
TIP NO. U-2524C
SHEET NO. SIGN-15
APPROVED:
DATE: 6-14-2013
SEAL
NORTH CAROLINA PROFESSIONAL ENGINEER SEAL 20675 CHARLES A. JOHNSON III
EXISTING AND PROPOSED SIGNS
SR 2126 (BRYAN BLVD)
HNTB
HNTB NORTH CAROLINA, P.C.
343 E. Six Forks Road, Suite 200
Raleigh, North Carolina 27609
NC License No: C-1554
SEE SHEET SIGN-12
MATCHLINE "J"
SEE SHEET SIGN-14
MATCHLINE "I"
I-73
INMAN RD
50+00
55+00
60+00
65+00
70+00
75+00
80+00
85+00
2 SIGNS
SEE PAY ITEM NOTE 3
BRIDGE ICES BEFORE ROAD
-RPA-
-RPB-
156" X 30"
EXIT 107 B
EAST
INTERSTATE 840
TO
220
38A
204" X 144"
38B
OVERHEAD SIGN ASSEMBLY 'T'
STA. 77+23 -RPBD-
SOUTH WEST TO
INTERSTATE 73
INTERSTATE 840
INTERSTATE 40
Winston-Salem
Asheboro
Raleigh
270" X 180"
39B
156" X 30"
EXIT 107 A
39A
Raleigh
INTERSTATE 785
FUTURE OVERLAY
ALL TRAFFIC EXIT
TO 40
Winston-Salem
Raleigh
SEE PAY ITEM NOTE 1
TO SOUTH INTERSTATE 73
SEE PAY ITEM NOTE 3
FUTURE BLANK OVERLAY
EXITS 107 A-B
212
126" X 84"
STA. 65+54 -Y7BB-
SEE PAY ITEM NOTE 11
EXIT
SEE PAY ITEM NOTE 2
TO SOUTH INTERSTATE 73
SEE PAY ITEM NOTE 3
EXISTING OVERHEAD SIGN ASSEMBLY 'RR'
SEE PAY ITEM NOTES 4,7,8,9
EXIT ONLY
1/2 MILE
PTI Airport
Old Oak Ridge Rd
60+00
258" X 132"
40B
EXIT ONLY
1/2 MILE
Old Oak Ridge Rd
PTI-GSO Airport
40A
EXITS 109 A-B
301" X 60"
186" X 30"
EXITS 107 A-B
37A
SOUTH TO TO
INTERSTATE 73
INTERSTATE 840
INTERSTATE 40
220
FUTURE SHIELD
INTERSTATE 785
Winston-Salem
Asheboro
Raleigh
EXIT ONLY
336" X 252"
37B
Fleming Rd
EXIT 1 MILE
174" X 78"
36
TO INTERSTATE 40
Winston-Salem
Raleigh
EXIT ONLY
Fleming Rd
1 MILE
EXISTING OVERHEAD SIGN ASSEMBLY 'PP'
SEE PAY ITEM NOTES 4,7,8,9

TIP NO.	SHEET NO.
U-2524C	SIGN-16

APPROVED:

DATE: 6-3-2013

SEAL

NORTH CAROLINA PROFESSIONAL SEAL 20675 ENGINEER CHARLES A. JOHNSON III

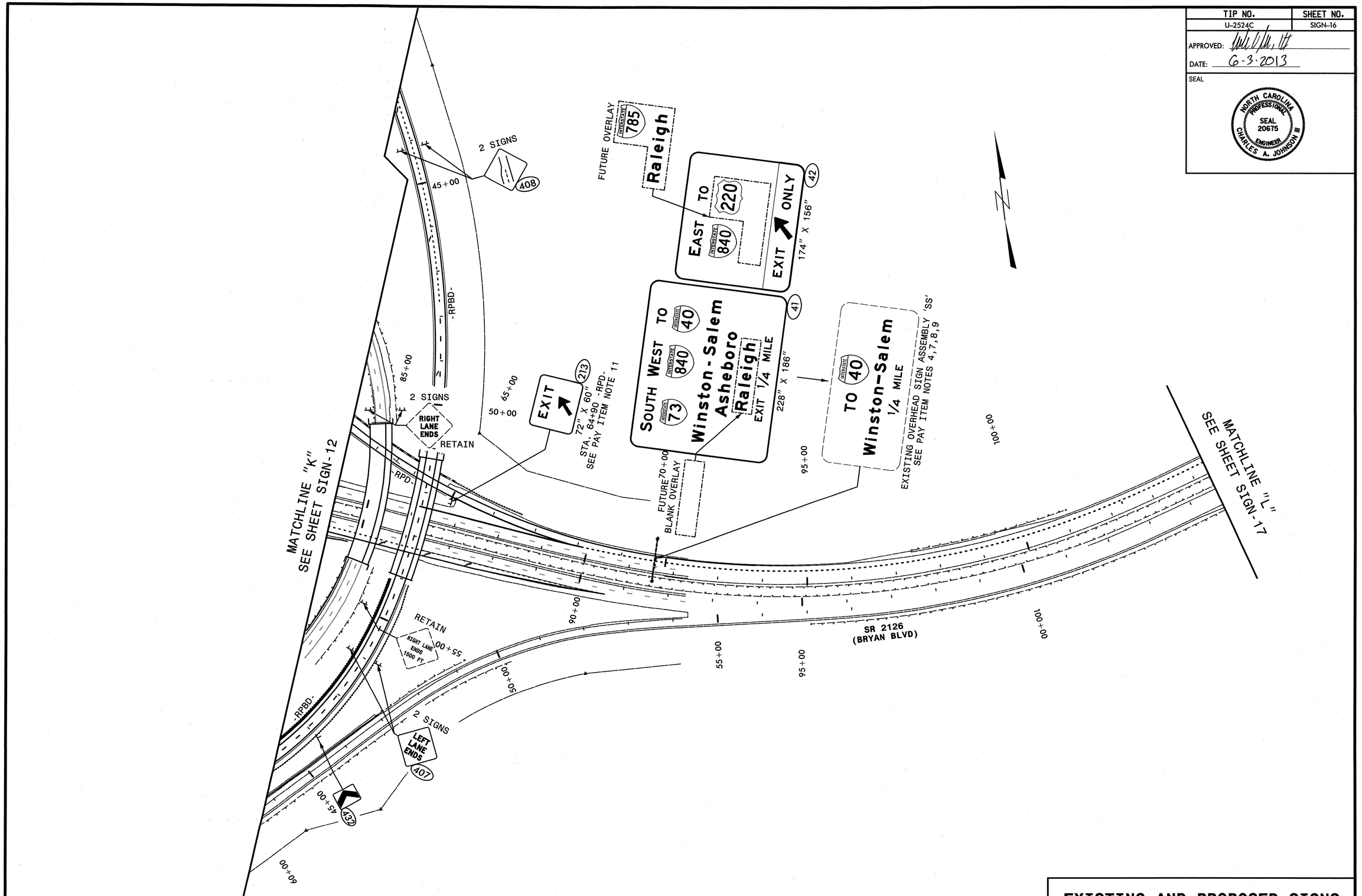

HNTB NORTH CAROLINA, P.C.
343 E. Six Forks Road, Suite 200
Raleigh, North Carolina 27609
NC License No: C-1554

EXISTING AND PROPOSED SIGNS
SR 2126 (BRYAN BLVD)

TIP NO.	SHEET NO.
U-2524C	SIGN-17

APPROVED: [signature]

DATE: 6-3-2013

SEAL

NORTH CAROLINA PROFESSIONAL SEAL 20675 ENGINEER CHARLES A. JOHNSON III

HNTB NORTH CAROLINA, P.C.
343 E. Six Forks Road, Suite 200
Raleigh, North Carolina 27609
NC License No: C-1554

PROPOSED SIGNS
SR 2126 (BRYAN BLVD)

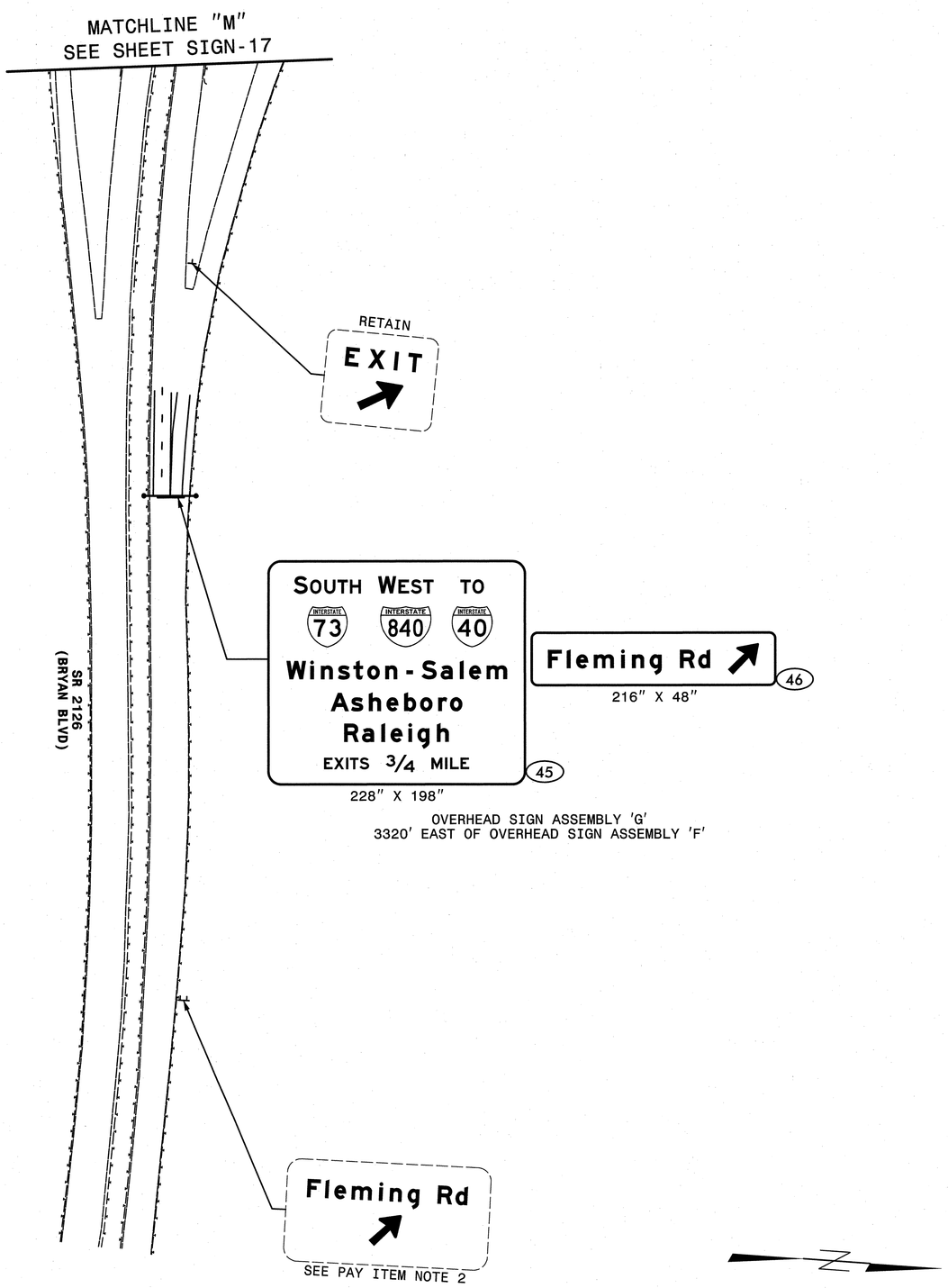

HNTB
HNTB NORTH CAROLINA, P.C.
343 E. Six Forks Road, Suite 200
Raleigh, North Carolina 27609
NC License No: C-1554

EXISTING AND PROPOSED SIGNS
SR 2126 (BRYAN BLVD)

TIP NO.	SHEET NO.
U-2524G	SIGN-18

APPROVED: _____

DATE: 7-8-2013

SEAL

CHARLES M JOHNSON III
NORTH CAROLINA PROFESSIONAL ENGINEER
SEAL 20615

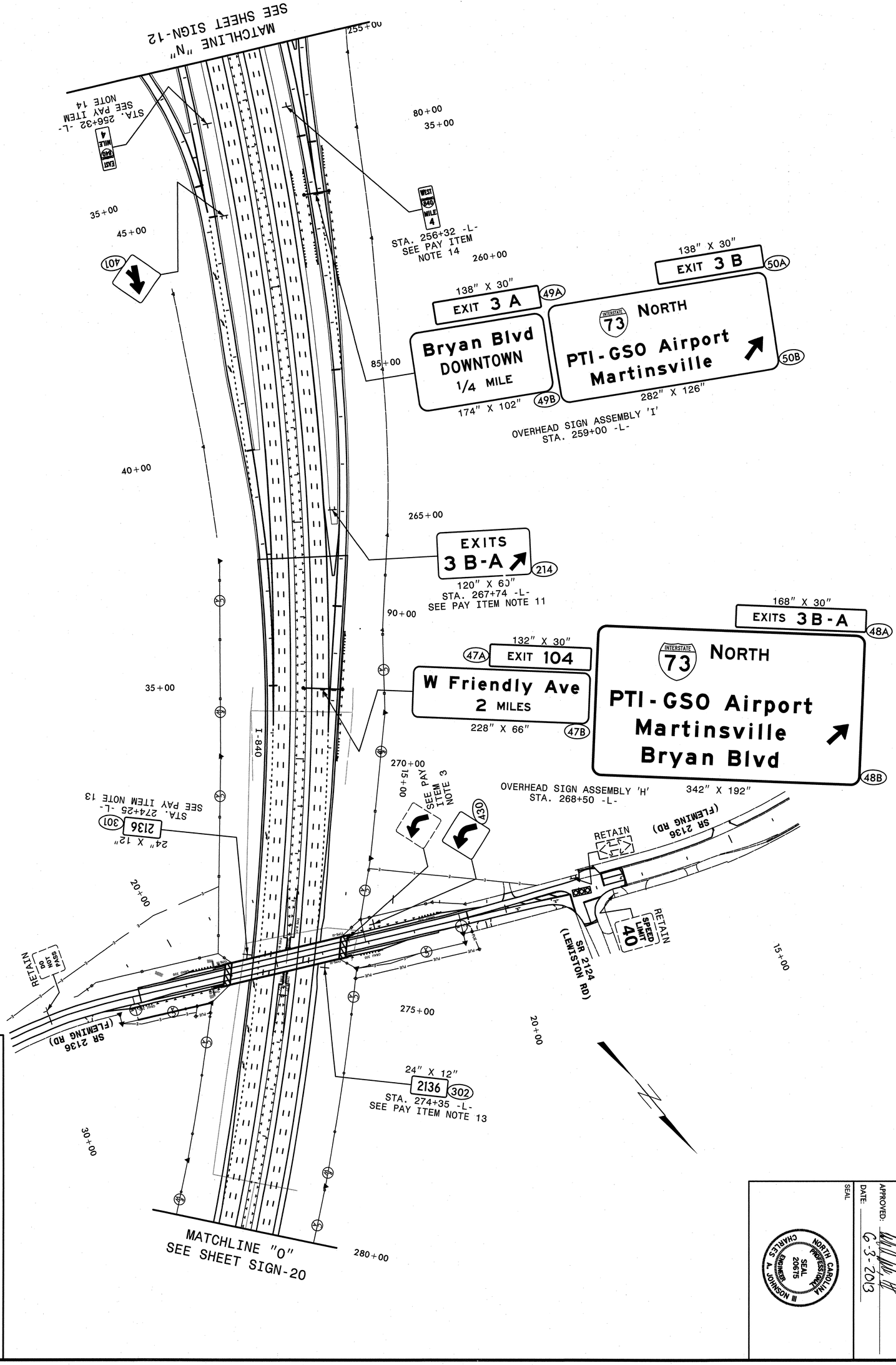

PROPOSED SIGNS
STA. 255+00 TO 280+00

HNTB
HNTB NORTH CAROLINA, P.C.
434 Fayetteville St. Mall • Suite 200
Raleigh, North Carolina 27601
NC License No: C-1554

NORTH CAROLINA PROFESSIONAL ENGINEER SEAL 20675 CHARLES A. JOHNSON III

SEAL:

DATE: 6-3-2013

APPROVED:

TIP NO.	SHEET NO.
U-2524C	SIGN-19

TIP NO.	SHEET NO.
U-2524C	SIGN-20

APPROVED:

DATE: 6-3-2013

SEAL

NORTH CAROLINA PROFESSIONAL SEAL 20675 ENGINEER CHARLES A. JOHNSON III

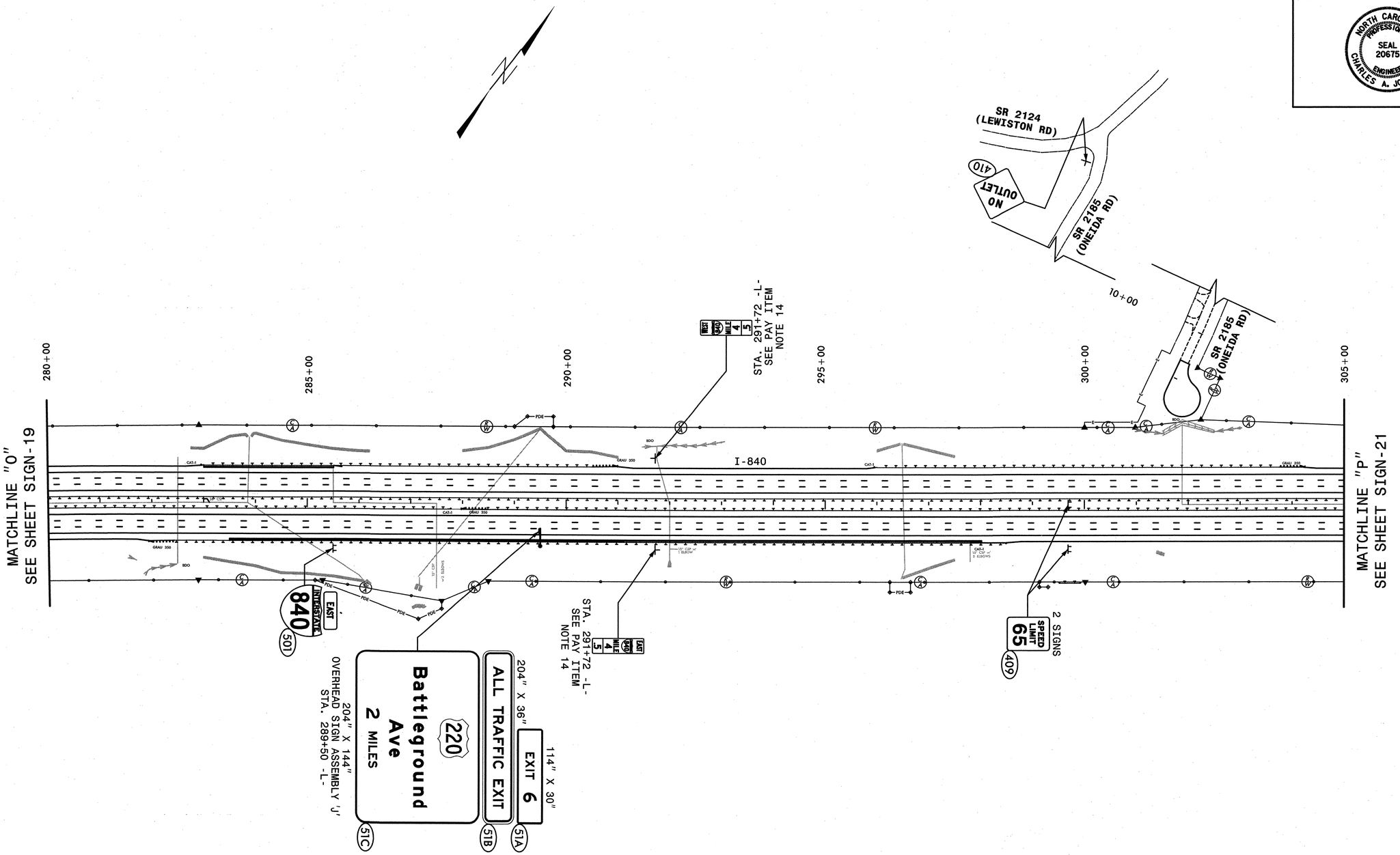

HNTB

HNTB NORTH CAROLINA, P.C.
343 E. Six Forks Road, Suite 200
Raleigh, North Carolina 27609
NC License No: C-1554

PROPOSED SIGNS
STA. 280+00 TO 305+00

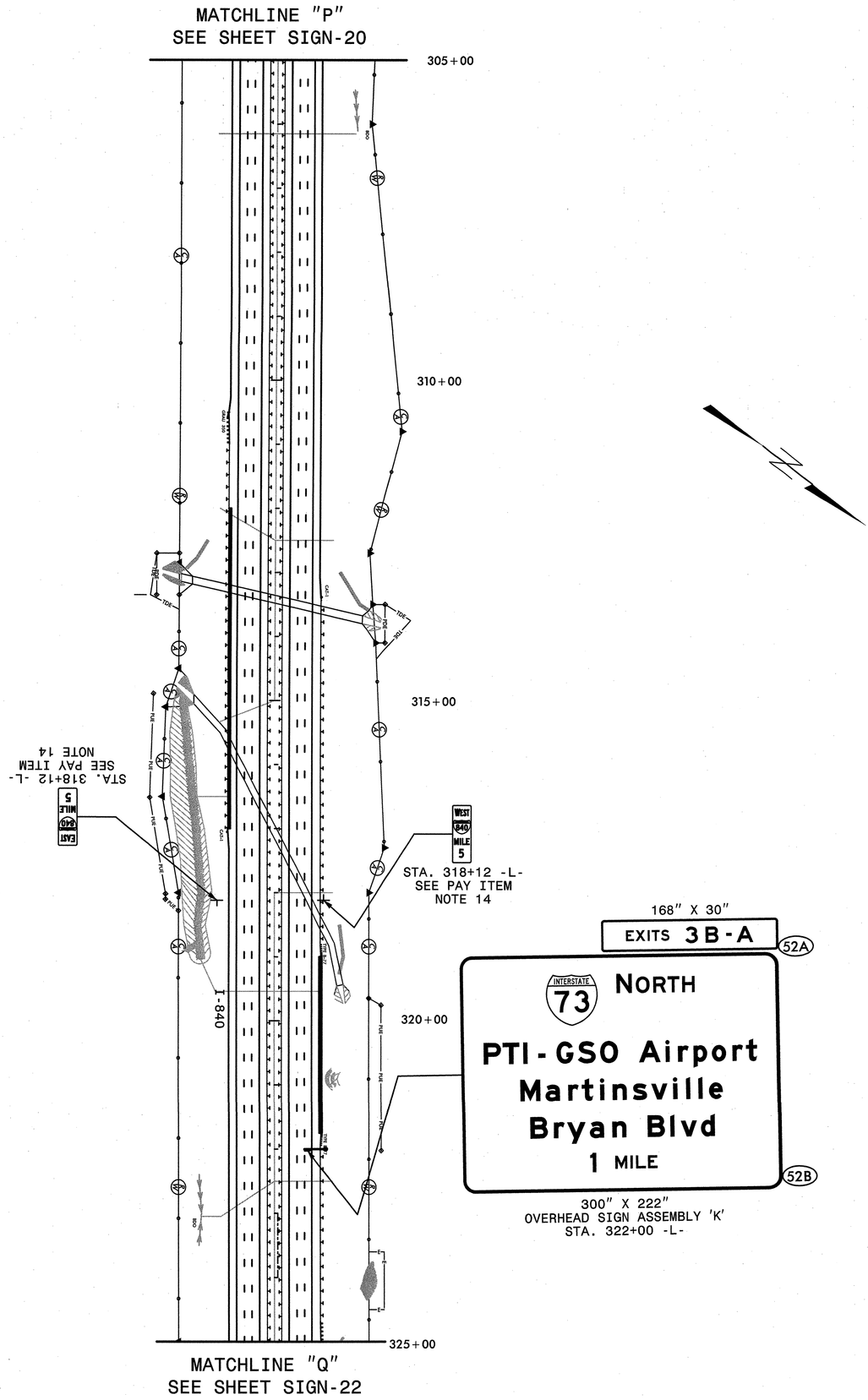

HNTB

HNTB NORTH CAROLINA, P.C.
343 E. Six Forks Road, Suite 200
Raleigh, North Carolina 27609
NC License No: C-1554

PROPOSED SIGNS
STA. 305+00 TO 325+00

TIP NO.	SHEET NO.
U-2524C	SIGN-21

APPROVED: [signature]
DATE: 6-3-2013
SEAL

NORTH CAROLINA PROFESSIONAL SEAL 20675 ENGINEER CHARLES A. JOHNSON III

TIP NO.	SHEET NO.
U-2524C	SIGN-22

APPROVED:

DATE: 7-8-2013

SEAL

NORTH CAROLINA PROFESSIONAL SEAL 20675 ENGINEER CHARLES A. JOHNSON III

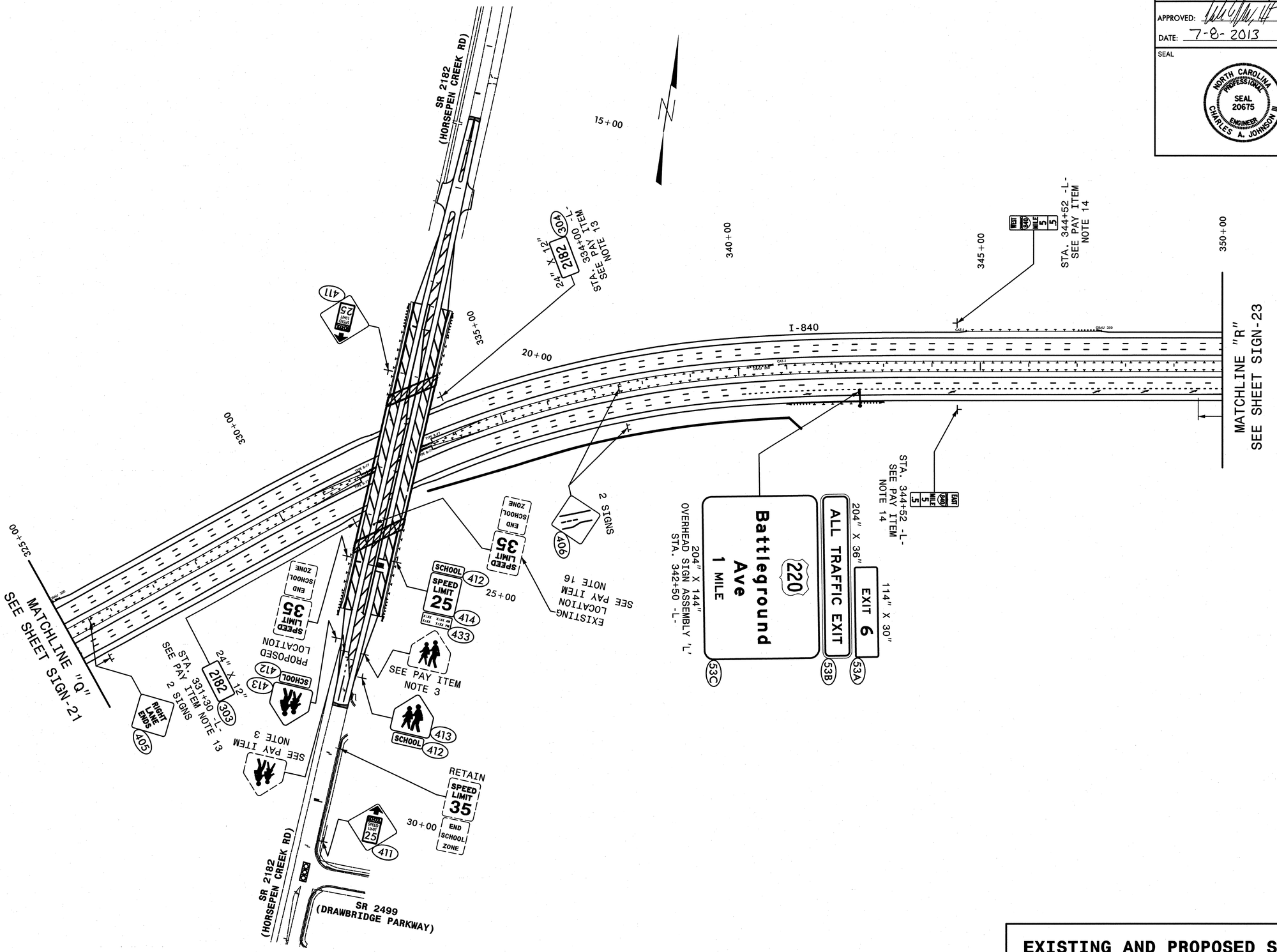

HNTB

HNTB NORTH CAROLINA, P.C.
343 E. Six Forks Road, Suite 200
Raleigh, North Carolina 27609
NC License No: C-1554

EXISTING AND PROPOSED SIGNS
STA. 325+00 TO 350+00

TIP NO.	SHEET NO.
U-2524C	SIGN-23

APPROVED:

DATE: 6-3-2013

SEAL

NORTH CAROLINA PROFESSIONAL SEAL 20675 ENGINEER CHARLES A. JOHNSON III

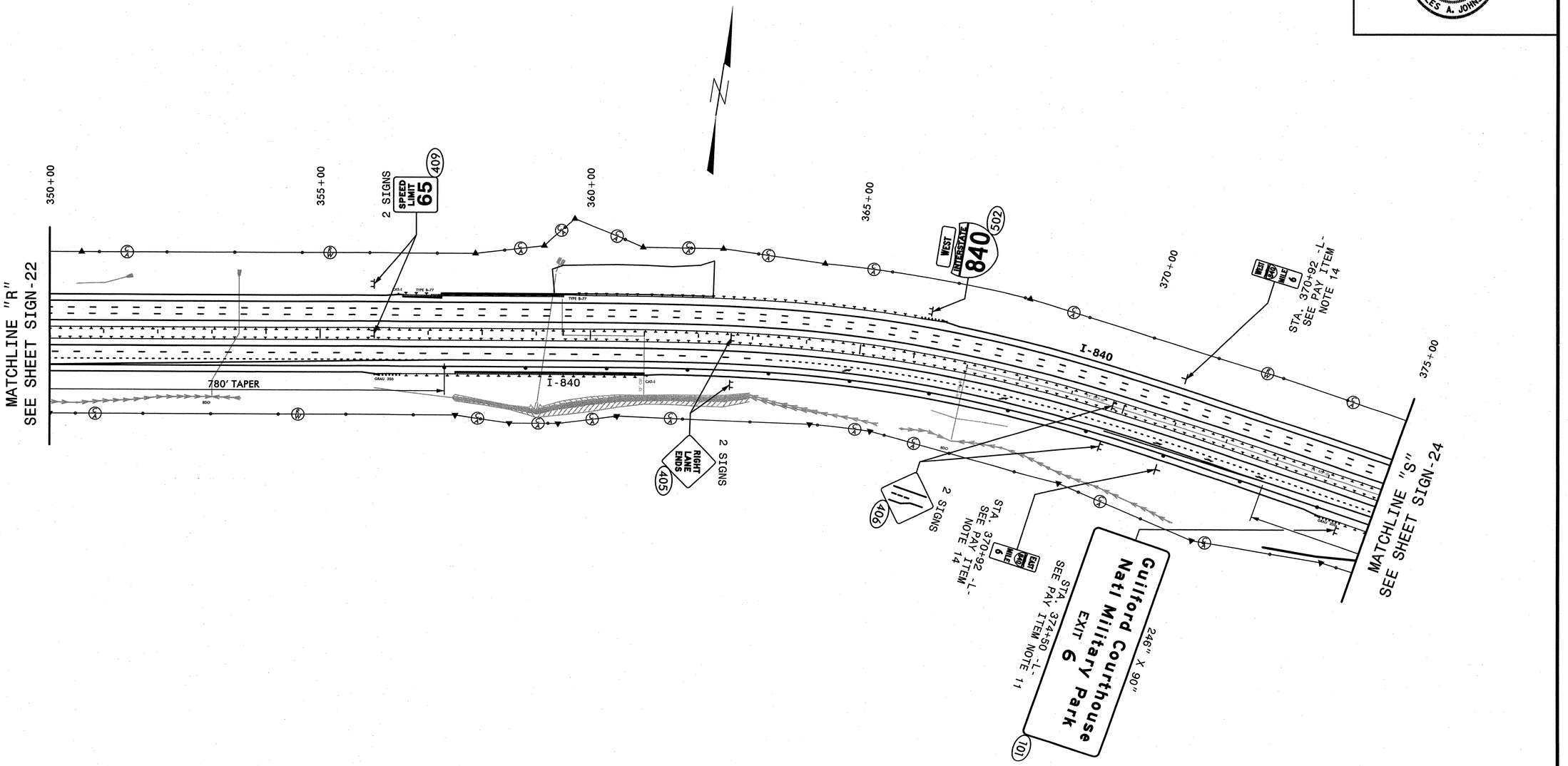

HNTB NORTH CAROLINA, P.C.
343 E. Six Forks Road, Suite 200
Raleigh, North Carolina 27609
NC License No: C-1554

PROPOSED SIGNS
STA. 350+00 TO 375+00

TIP NO.	SHEET NO.
U-2524C	SIGN-24

APPROVED:

DATE: 6-18-2013

SEAL

NORTH CAROLINA PROFESSIONAL SEAL 20675 ENGINEER CHARLES A. JOHNSON III

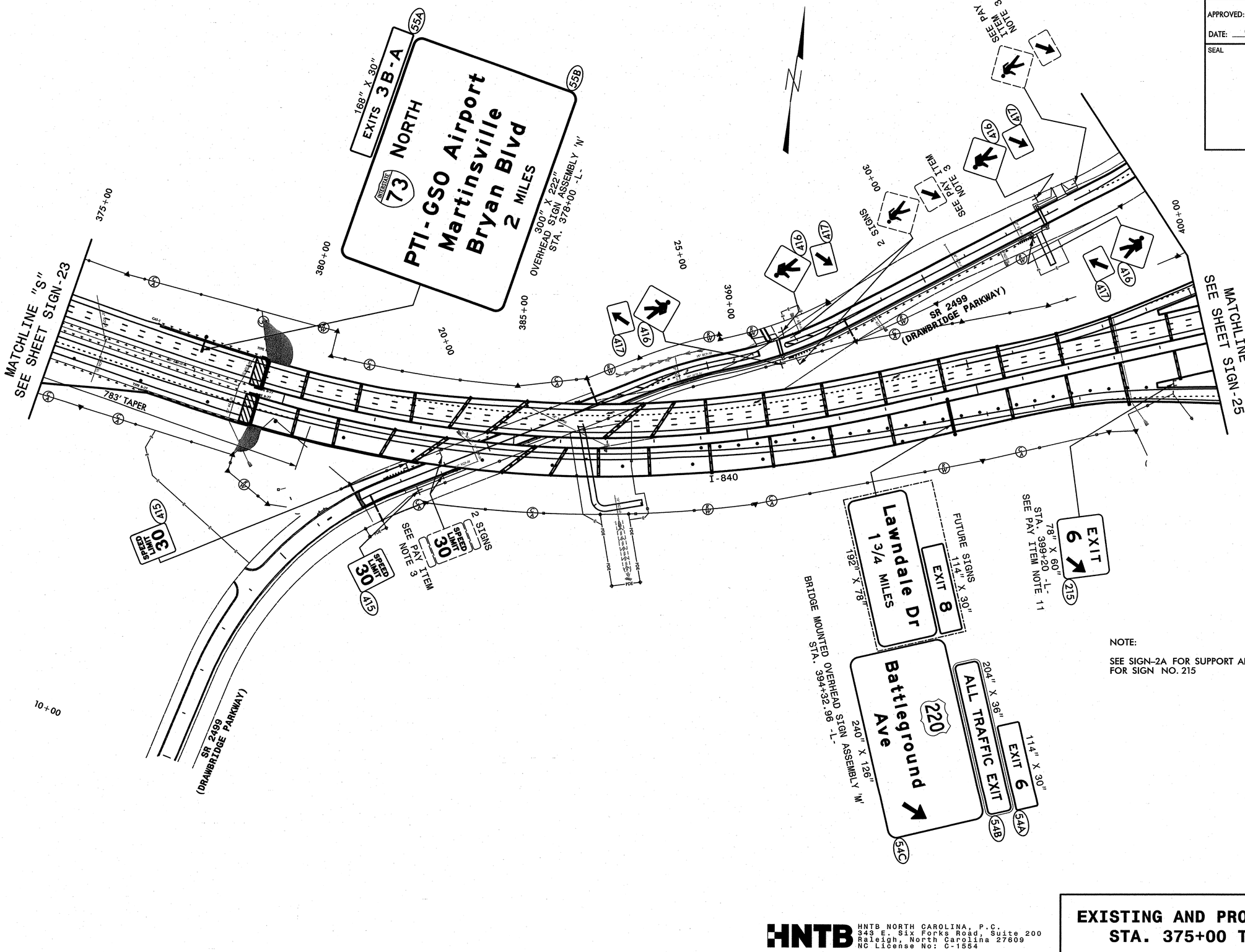

NOTE:

SEE SIGN-2A FOR SUPPORT ANCHORAGE DETAIL FOR SIGN NO. 215

HNTB NORTH CAROLINA, P.C.
343 E. Six Forks Road, Suite 200
Raleigh, North Carolina 27609
NC License No: C-1554

EXISTING AND PROPOSED SIGNS STA. 375+00 TO 400+00

TIP NO.	SHEET NO.
U-2524C	SIGN-25

APPROVED:

DATE: 6-18-2013

SEAL

NORTH CAROLINA PROFESSIONAL SEAL 20675 ENGINEER CHARLES A. JOHNSON III

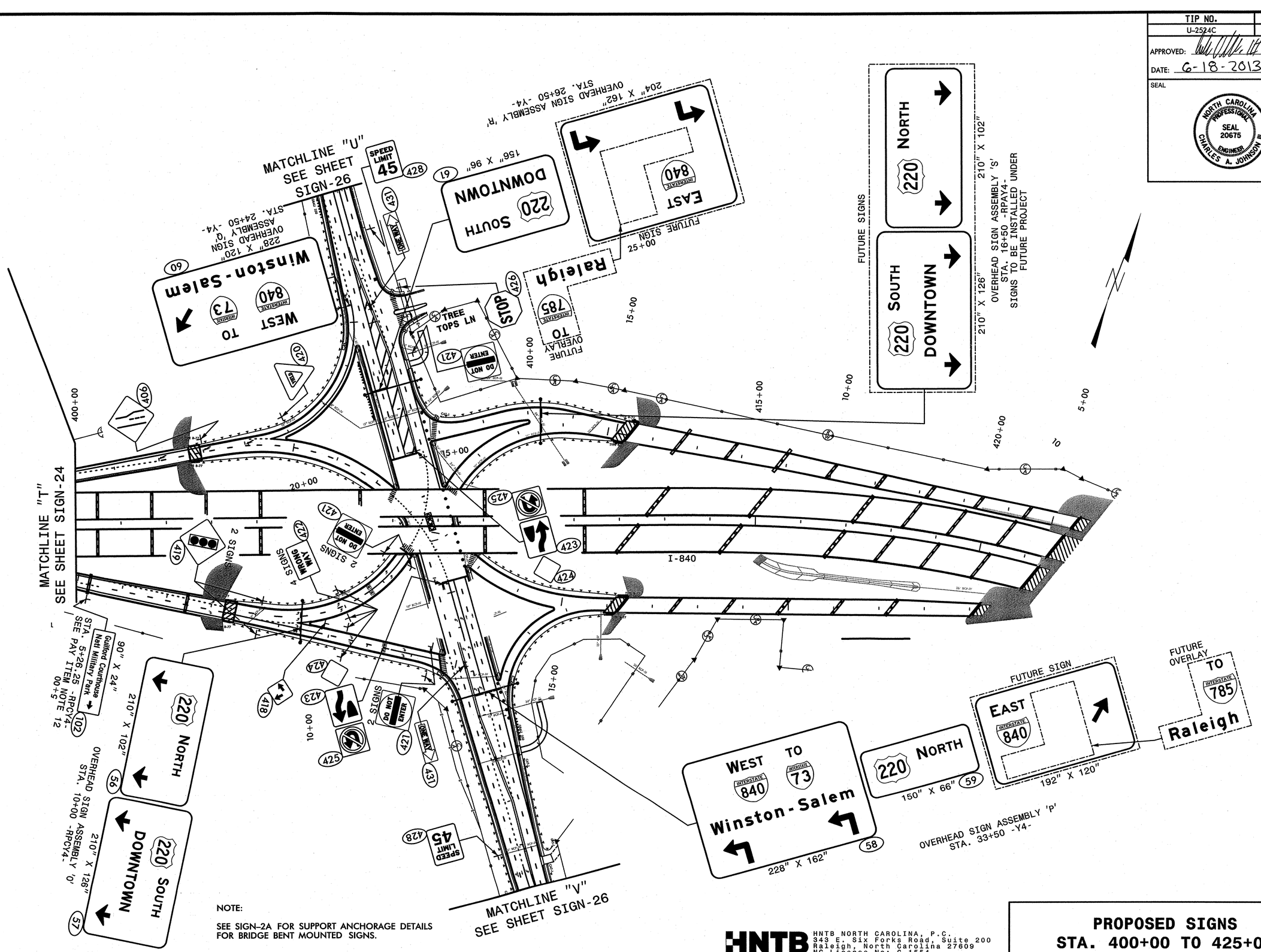

NOTE:

SEE SIGN-2A FOR SUPPORT ANCHORAGE DETAILS FOR BRIDGE BENT MOUNTED SIGNS.

HNTB NORTH CAROLINA, P.C.
343 E. Six Forks Road, Suite 200
Raleigh, North Carolina 27609
NC License No: C-1554

PROPOSED SIGNS
STA. 400+00 TO 425+00

TIP NO.	SHEET NO.
U-2524C	SIGN-26

APPROVED:

DATE: 6-3-2013

SEAL

NORTH CAROLINA PROFESSIONAL SEAL 20675 ENGINEER CHARLES A. JOHNSON III

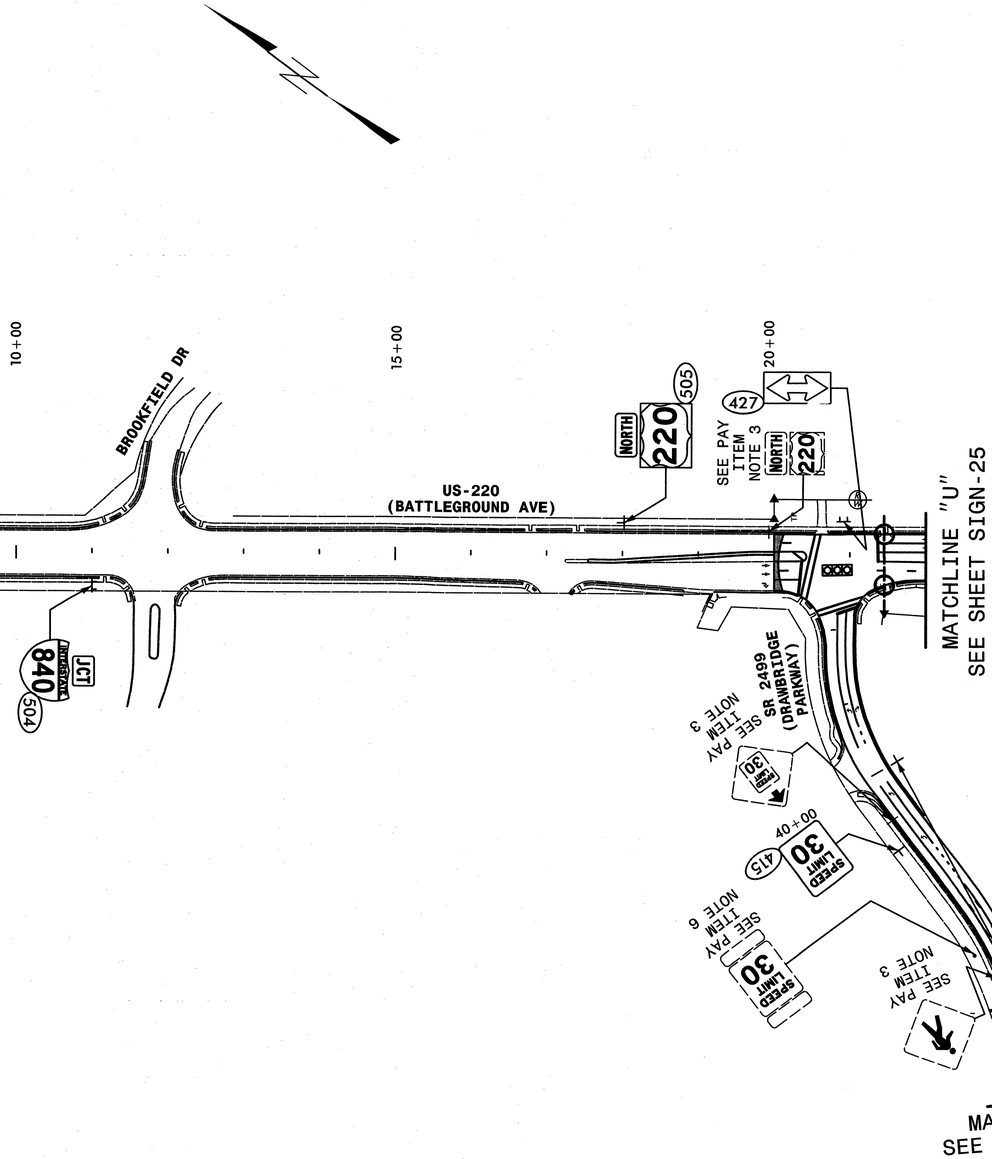

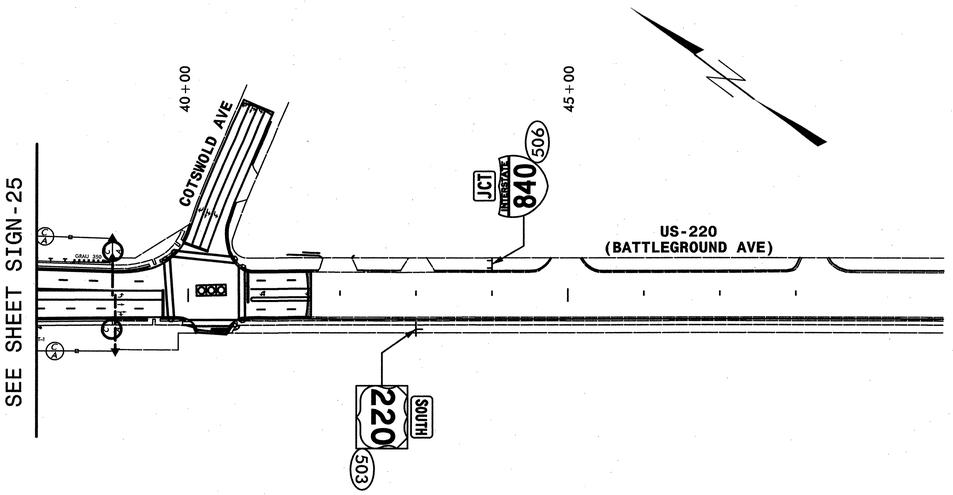

HNTB

HNTB NORTH CAROLINA, P.C.
343 E. Six Forks Road, Suite 200
Raleigh, North Carolina 27609
NC License No: C-1554

PROPOSED SIGNS

STA. 10+00 TO 19+00 -Y4-

STA. 38+00 TO 48+00 -Y4-

TIP NO.	SHEET NO.
U-2524C	SIGN-27

APPROVED: _____

DATE: 6-3-2013

SEAL

NORTH CAROLINA PROFESSIONAL ENGINEER SEAL 20675 CHARLES V. JOHNSON

EXISTING AND PROPOSED SIGNS
I-73/NC-840/FUTURE I-840

HNTB NORTH CAROLINA, P.C.
343 E. Six Forks Road, Suite 200
Raleigh, North Carolina 27609
NC License No: C-1554

HNTB

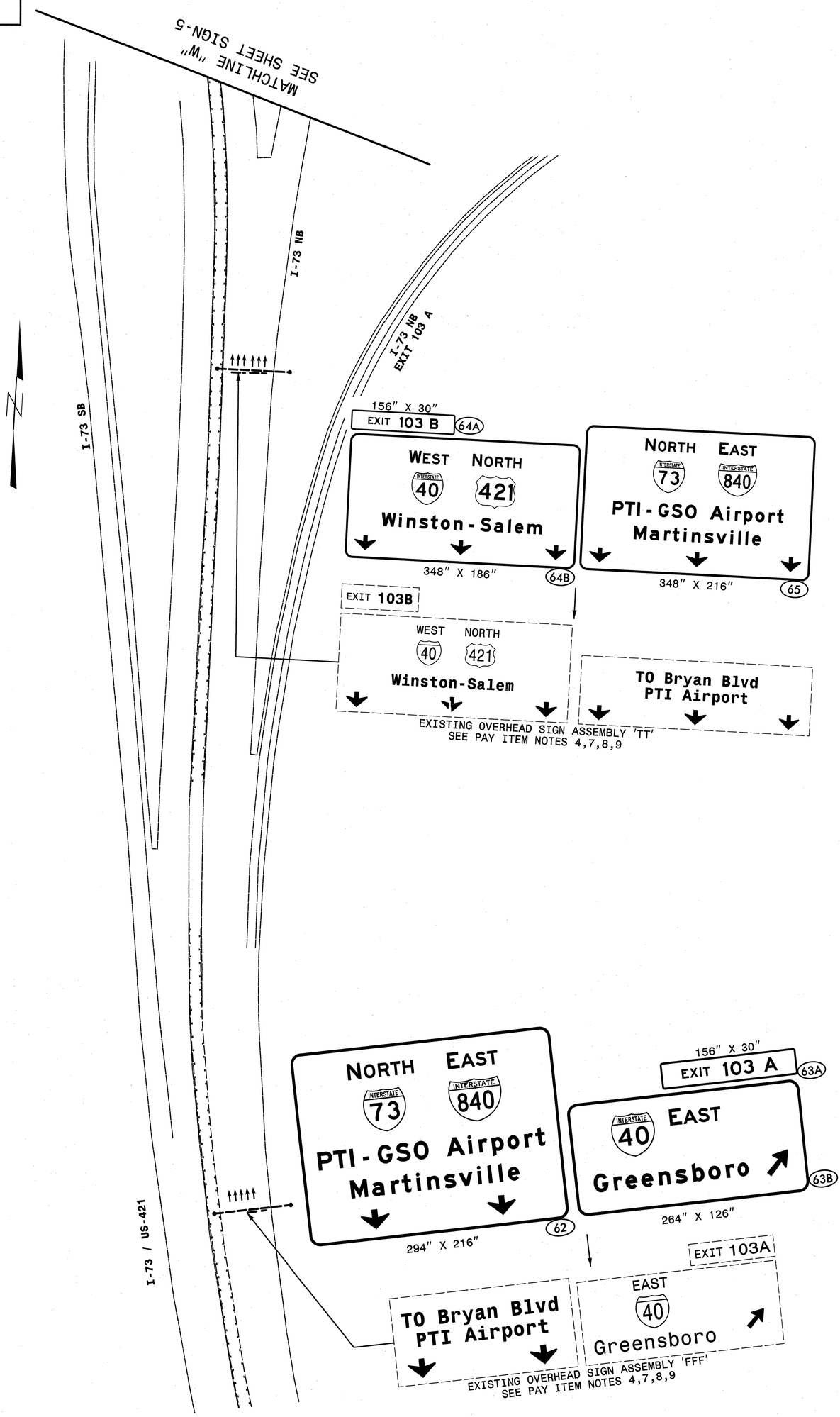

TIP NO. U-2524C | SHEET NO. SIGN-28

APPROVED: [signature] DATE: 9-3-2013

SEAL

NORTH CAROLINA PROFESSIONAL ENGINEER SEAL 20675 CHARLES JOHNSON III

EXISTING AND PROPOSED SIGNS
I-40 EASTBOUND

HNTB NORTH CAROLINA, P.C.
343 E. Six Forks Road, Suite 200
Raleigh, North Carolina 27609
NC License No: C-1554

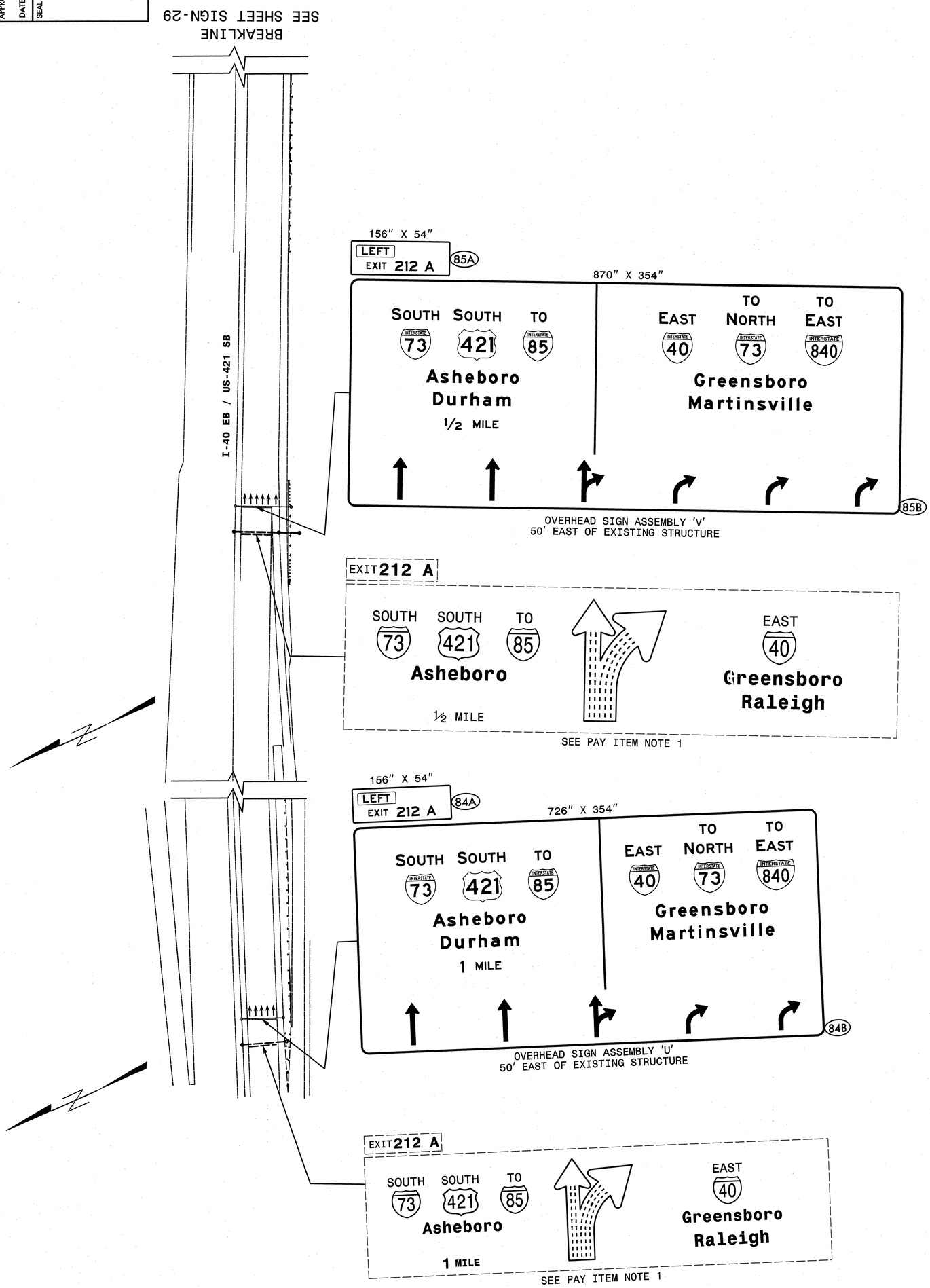

TIP NO. U-2524G

SHEET NO. SIGN-29

APPROVED: [signature]

DATE: 6-3-2013

SEAL

NORTH CAROLINA PROFESSIONAL ENGINEER SEAL 20675 CHARLES V. JOHNSON III

EXISTING AND PROPOSED SIGNS
I-40 WESTBOUND

HNTB NORTH CAROLINA, P.C.
343 E. Six Forks Road, Suite 200
Raleigh, North Carolina 27609
NC License No. C-1554

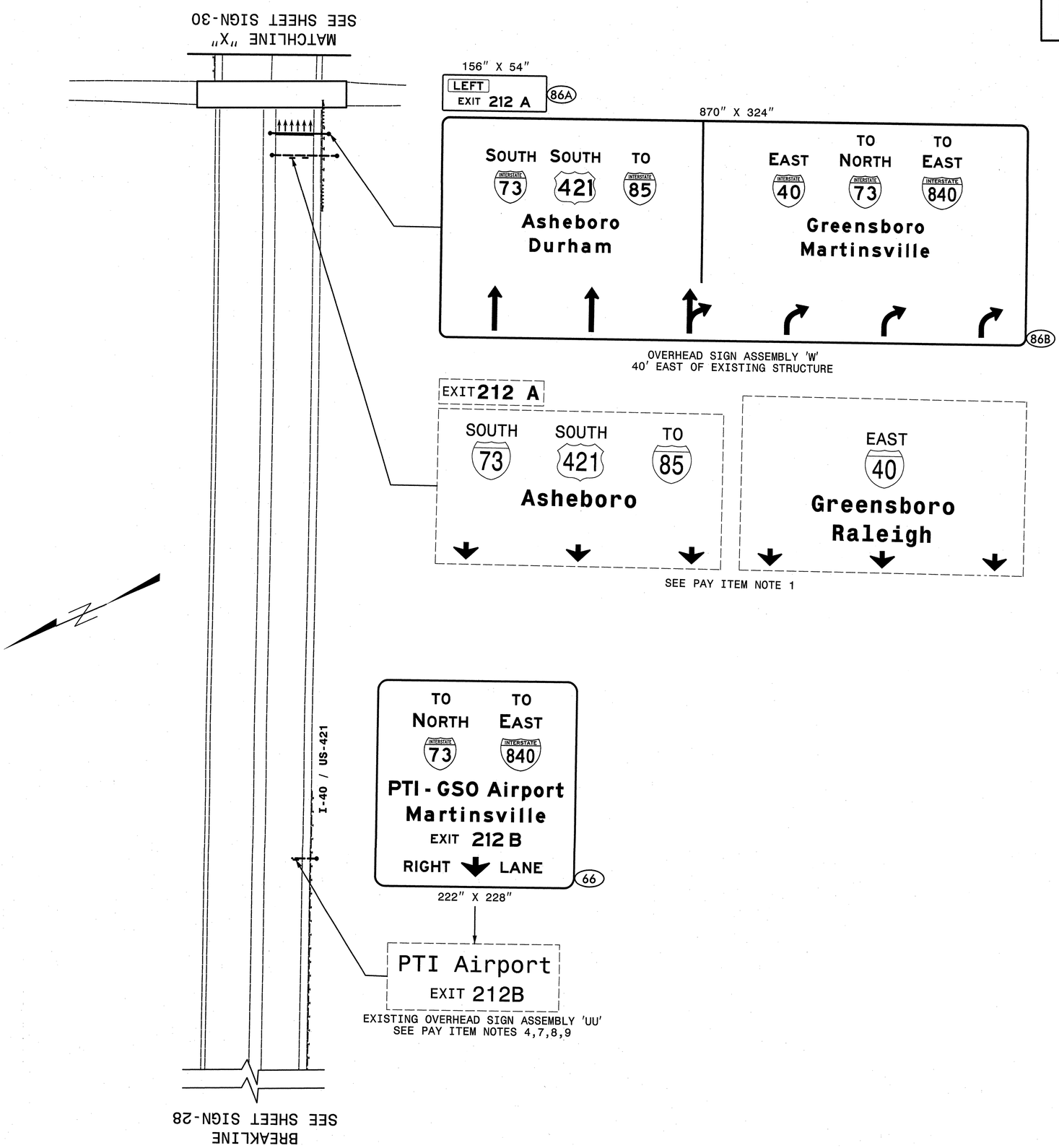

TIP NO.	SHEET NO.
U-2524C	SIGN-30

APPROVED: _____

DATE: 6-3-2013

SEAL

NORTH CAROLINA PROFESSIONAL ENGINEER SEAL 20675 CHARLES A. JOHNSON III

EXISTING AND PROPOSED SIGNS
I-40 WESTBOUND

HNTB NORTH CAROLINA, P.C.
Corporate Headquarters
434 Fayetteville Street Suite 200
Raleigh, North Carolina 27601
NC License No: C-1554

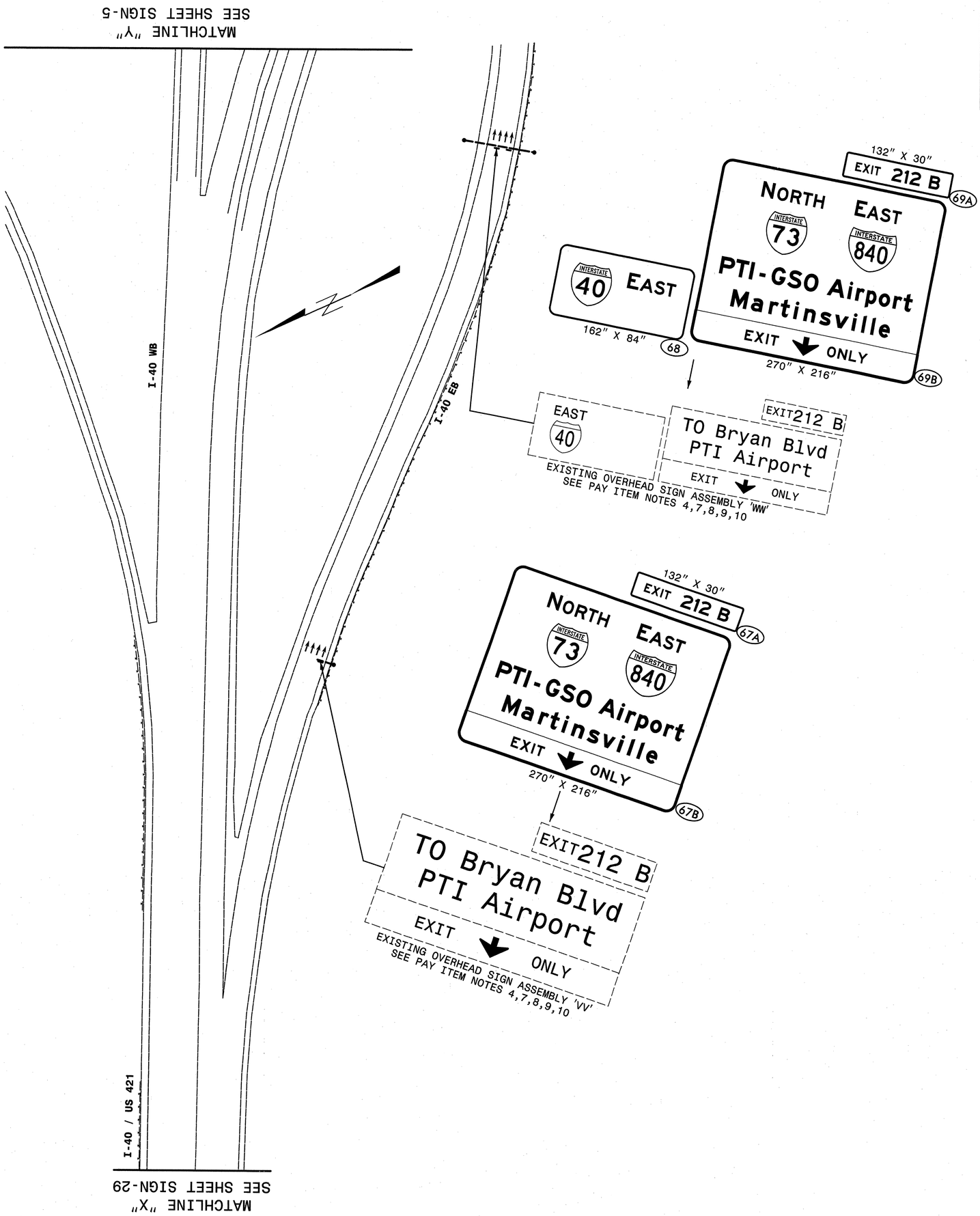

MATCHLINE "Z"
SEE SHEET SIGN-5

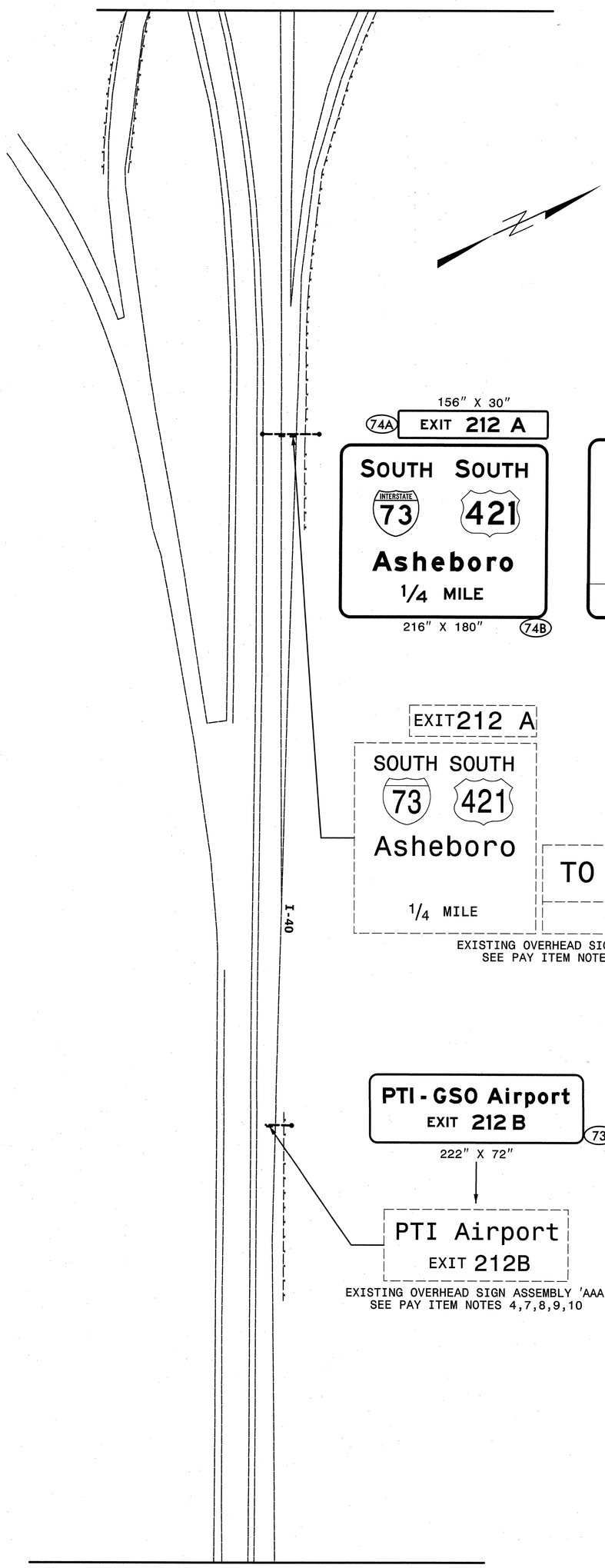

EXISTING OVERHEAD SIGN ASSEMBLY 'BBB'
SEE PAY ITEM NOTES 4,7,8,9,10

EXISTING OVERHEAD SIGN ASSEMBLY 'AAA'
SEE PAY ITEM NOTES 4,7,8,9,10

MATCHLINE "AA"
SEE SHEET SIGN-32

EXISTING AND PROPOSED SIGNS
I-40 EASTBOUND

HNTB
HNTB NORTH CAROLINA, P.C.
343 E. Six Forks Road, Suite 200
Raleigh, North Carolina 27609
NC License No: C-1554

SEAL
NORTH CAROLINA PROFESSIONAL ENGINEER SEAL 20675 CHARLES A. JOHNSON III

APPROVED:
DATE: 6-3-2013

TIP NO. U-2524C
SHEET NO. SIGN-31

MATCHLINE "AA"
SEE SHEET SIGN-31

SR 1546
(GUILFORD COLLEGE RD)

I-40

132" X 30"

EXIT 212 B (72A)

NORTH INTERSTATE 73 EAST INTERSTATE 840

Martinsville

EXIT ONLY (72B)

234" X 186"

EXIT 212B

TO Bryan Blvd

EXIT ONLY

EXISTING OVERHEAD SIGN ASSEMBLY 'ZZ'
SEE PAY ITEM NOTES 4,7,8,9,10

186" X 30"

EXITS 212 B-A (70A)

EAST INTERSTATE 73 INTERSTATE 840

Asheboro
Martinsville
3/4 MILE

246" X 216" (70B)

132" X 30"

EXIT 213 (71A)

Guilford College Rd

EXIT ONLY (71B)

282" X 72"

EXIT 213

Guilford College Rd

EXIT ONLY

EXISTING OVERHEAD SIGN ASSEMBLY 'YY'
SEE PAY ITEM NOTES 4,7,8,9,10

HNTB

HNTB NORTH CAROLINA, P.C.
343 E. Six Forks Road, Suite 200
Raleigh, North Carolina 27609
NC License No: C-1554

EXISTING AND PROPOSED SIGNS
I-40 EASTBOUND

SEAL

CHARLES A. JOHNSON III NORTH CAROLINA PROFESSIONAL ENGINEER SEAL 20675

APPROVED: [signature]

DATE: 6-3-2013

TIP NO.	SHEET NO.
U-2524C	SIGN-32