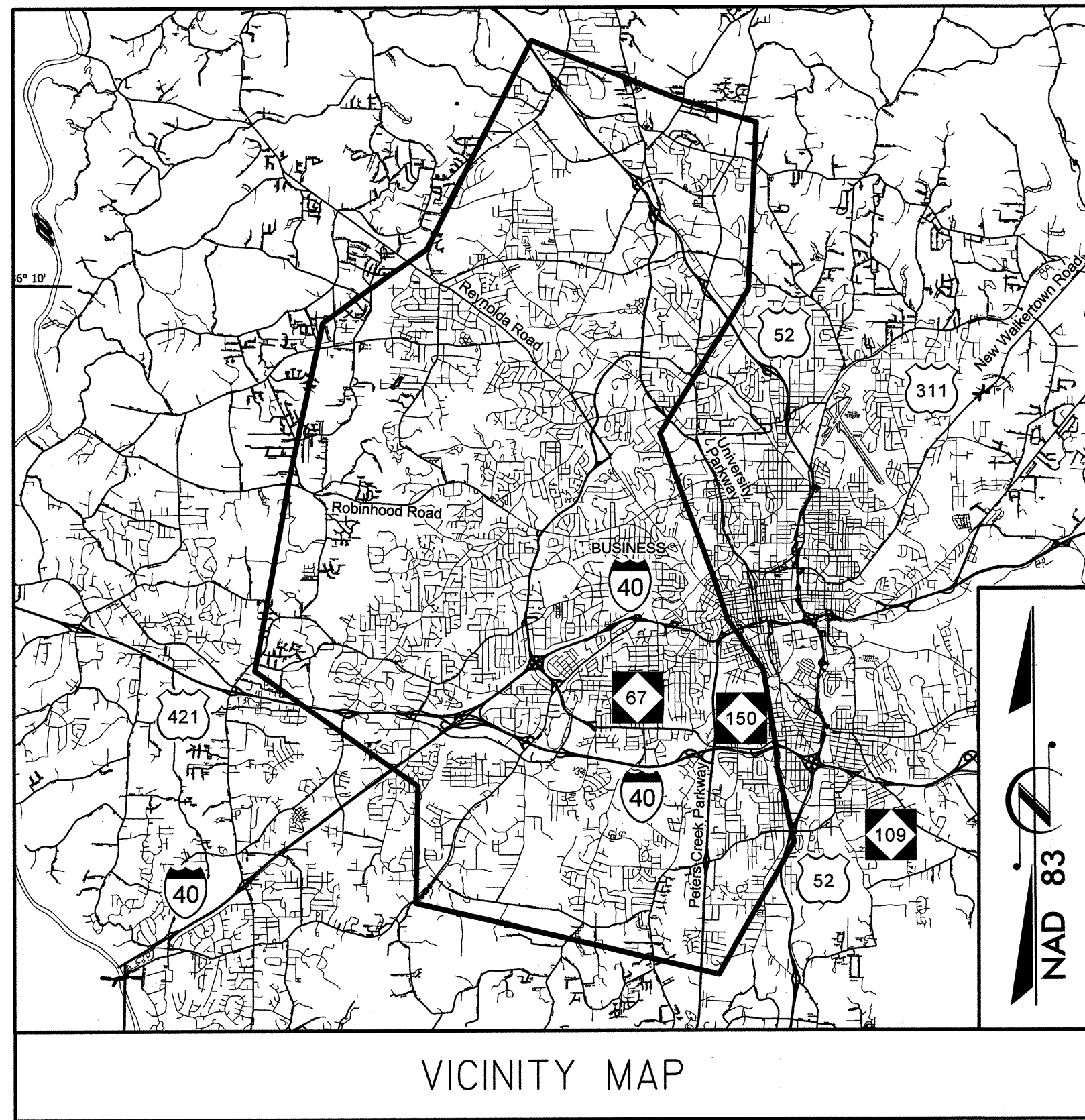


STATE	STATE PROJECT REFERENCE NO.	SHEET NO.	TOTAL SHEETS
N.C.	C-5224B	1	
STATE PROJ. NO.	F.A. PROJ. NO.	DESCRIPTION	
45437.1.1		PE	
45437.3.2	CMS-0918(94)	CONST	

CONTRACT: C203195 TIP PROJECT: C-5224B

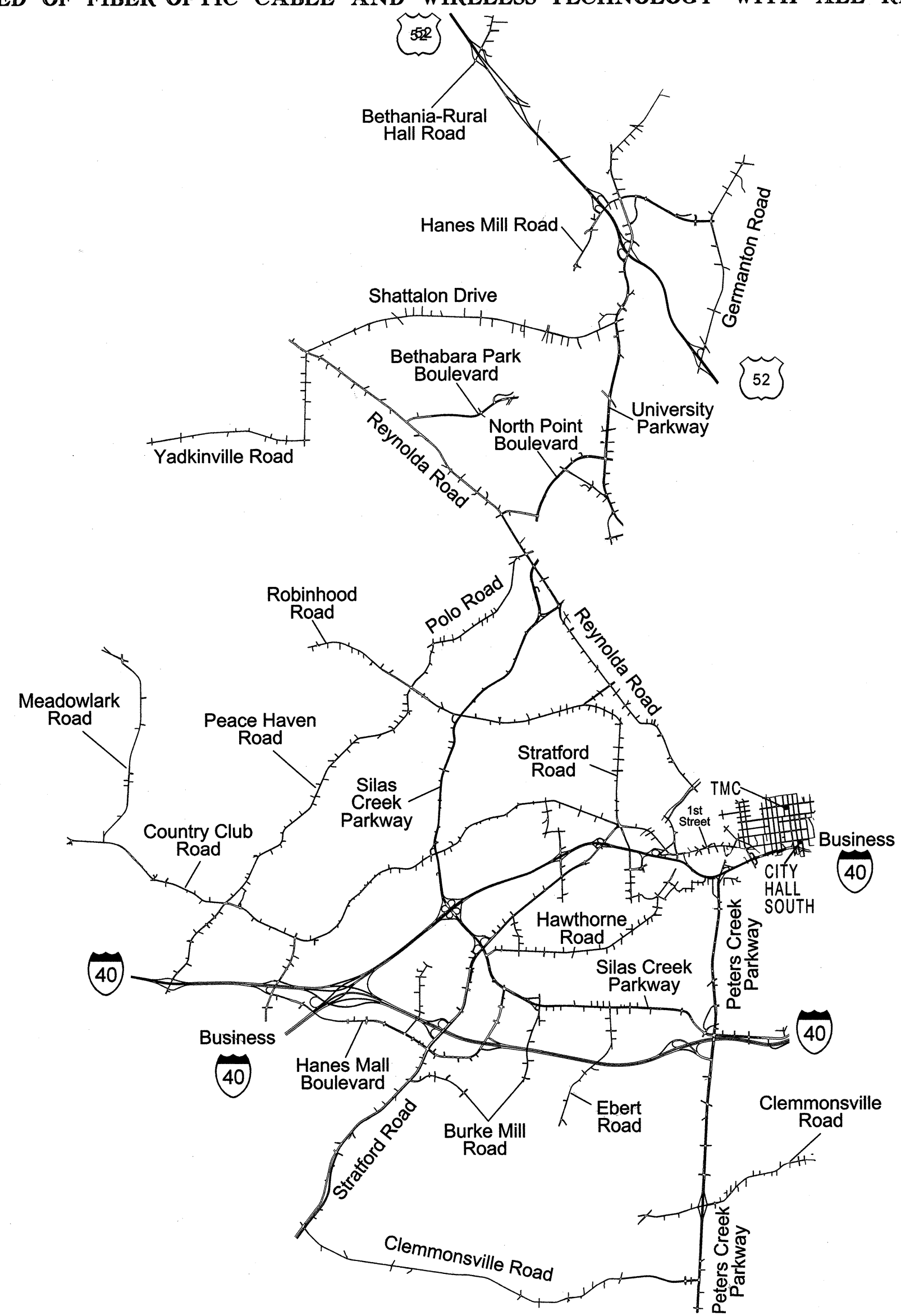


VICINITY MAP

NORTH CAROLINA
DEPARTMENT OF TRANSPORTATION


PLANS FOR PROPOSED IMPROVEMENTS
CITY OF WINSTON-SALEM
COMPUTERIZED TRAFFIC SIGNAL SYSTEM
PHASE B: WESTERN SECTION

REPLACEMENT & EXPANSION OF THE COMPUTERIZED TRAFFIC SIGNAL SYSTEM.
RELATED WORK INCLUDES:
UPGRADING LOCAL INTERSECTION CONTROLLERS, CABINETS, AND SYSTEM DETECTORS WITH LIMITED SIGNAL WIRING AND SIGNAL HEAD UPGRADES WHEN NECESSARY; EXPANSION OF CCTV MONITORING NETWORK; AND INSTALLATION OF A ETHERNET COMMUNICATIONS NETWORK COMPRISED OF FIBER-OPTIC CABLE AND WIRELESS TECHNOLOGY WITH ALL RELATED EQUIPMENT.



Phase B
Volume II of III
Fiber-Optic Splicing


2012 STANDARD SPECIFICATIONS
LETTING DATE: JULY 16, 2013
PROJECT LENGTH = 75 MILES



750 Greenfield Parkway, Garner, NC 27529
NCDOT CONTACTS:
TRANSPORTATION MOBILITY & SAFETY DIVISION
INTELLIGENT TRANSPORTATION SYSTEMS SECTION
GREG A. FULLER, PE - STATE ITS & SIGNALS ENGINEER

ATKINS

1616 EAST MILLBROOK ROAD, SUITE 310
RALEIGH, NORTH CAROLINA 27609
(919) 876-8888 NCBES #F-0326
J. TODD BROOKS, PE - ATKINS PROJECT MANAGER
LISA M. MOON, PE - ATKINS SENIOR PROJECT ENGINEER
H. ALFRED BADGETT, PE - ATKINS SENIOR PROJECT ENGINEER



H. Alfred Badgett 3/22/13
SIGNATURE DATE

INDEX OF SHEETS

Volume I

1	TITLE SHEET (COMMUNICATIONS & CCTV FIELD INFRASTRUCTURE, BUILDING MODIFICATIONS AND SPECIAL DETAILS)
2	INDEX OF SHEETS AND ROADWAY STANDARD DRAWINGS
3	SUMMARY OF QUANTITIES
4	OVERVIEW OF PHASES A & B
5 THRU 6	CENTRAL BLOCK DIAGRAM
7	WIRELESS FIELD EQUIPMENT BLOCK DIAGRAM
8 THRU 11	SYSTEM DETECTORS AND CONTROL ZONE SCHEMATIC
12 THRU 38	SUMMARY OF WORK BY CABLE LAYOUT PLANS
39	CCTV INSTALLATION SUMMARY
CL B-1A THRU CL B-1B	CABLE LAYOUT PLANS KEY SHEET
CL B-1C	LEGEND/GENERAL NOTES/ABBREVIATIONS
CL B-1D	CONSTRUCTION NOTES
CL B-001 THRU CL B-310	CABLE LAYOUT PLANS
SD-01	CCTV CAMERA INSTALLATION, WOOD POLES U/G ELEC. SERVICE
SD-02	CCTV CAMERA INSTALLATION, EXISTING MAST ARM
SD-03	CCTV RISER AND CONDUIT DETAILS, POLE-MOUNTED CABINET
SD-04	CCTV CABINET ASSEMBLY LAYOUT
SD-05	SIGNAL CABINET DETAIL, POLE-MOUNTED
SD-06	RECONFIGURED POLE-MOUNTED 336S CABINETS
SD-07	TERMINAL SPLICE CABINET DETAIL
SD-08	RISER DETAIL
SD-09	FOUNDATION MODIFICATION DETAIL
SD-10	BASE ADAPTER DETAIL
SD-11	AERIAL FIBER-OPTIC CABLE STORAGE & SPLICE ENCLOSURES
SD-12	GROUND MOUNTED ELECTRICAL SERVICE DETAIL
SD-13	TMC MODIFICATIONS
SD-14	TMC RACK LAYOUTS
SD-15	HUB CABINET DETAIL
SD-16	JUNCTION BOX PLACEMENT DETAIL
SD-17	VERTICAL ADJUSTMENT OF SMFO CABLE
SD-18	BASE-MOUNTED CABINET FOUNDATION DETAILS
SD-19	GRANITE CURB INSTALLATION
TMP-1 THRU TMP-3	TRANSPORTATION MANAGEMENT PLAN

Volume II

1	TITLE SHEET (FIBER-OPTIC SPLICING)
2	INDEX OF SHEETS AND ROADWAY STANDARD DRAWINGS
3	COMMS. CABLE SCHEMATICS SHEET LAYOUT
4 THRU 8	COMMS. CABLE SCHEMATICS
9 THRU 13	IS COMMS. CABLE SCHEMATICS
14 THRU 15	FIBER-OPTIC CABLE USAGE SUMMARY
16	FIBER-OPTIC SPLICING DETAILS KEY SHEET
FS-01 THRU FS-57	FIBER-OPTIC SPLICING DETAILS
FS-58 THRU FS-59	IS FIBER-OPTIC SPLICING DETAILS

Volume III

1	TITLE SHEET (TRAFFIC SIGNAL DESIGNS)
2	INDEX OF SHEETS AND ROADWAY STANDARD DRAWINGS
3	STATE SIGNAL PLANS INDEX SHEET
4	CITY SIGNAL PLANS INDEX SHEET
5 THRU 25	SUMMARY OF WORK BY INTERSECTION
SIG. 1 THRU SIG. 338	TRAFFIC SIGNAL PLANS



ROADWAY STANDARD DRAWINGS

THE FOLLOWING ROADWAY STANDARDS AS APPEAR IN "ROADWAY STANDARD DRAWINGS" PROJECT SERVICES UNIT - N.C. DEPARTMENT OF TRANSPORTATION - RALEIGH, N.C., DATED JANUARY 2012 ARE APPLICABLE TO THIS PROJECT AND BY REFERENCE ARE HEREBY CONSIDERED A PART OF THESE PLANS:

STD. NO.	TITLE
848.01	CONCRETE SIDEWALK
1101.02	TEMPORARY LANE CLOSURES
1101.03	TEMPORARY ROAD CLOSURES
1101.04	TEMPORARY SHOULDER CLOSURES
1101.11	TRAFFIC CONTROL DESIGN TABLES
1110.02	PORTABLE WORK ZONE SIGNS
1115.01	FLASHING ARROW BOARDS
1130.01	DRUM
1135.01	CONES
1145.01	BARRICADES - TYPE III
1150.01	FLAGGING DEVICES
1165.01	TRUCK MOUNTED ATTENUATOR - DELINEATION
1180.01	SKINNY DRUM
1700.01	ELECTRICAL SERVICE OPTIONS
1700.02	ELECTRICAL SERVICE GROUNDING
1705.01	SIGNAL HEADS - VEHICULAR SIGNAL HEADS
1705.02	SIGNAL HEADS - PEDESTRIAN ASSEMBLIES
1705.03	SIGNAL HEADS - WIRE COLOR CONVENTIONS
1715.01	UNDERGROUND CONDUIT - TRENCHING
1716.01	JUNCTION BOXES
1720.01	WOOD POLES
1721.01	GUY ASSEMBLIES
1725.01	INDUCTIVE DETECTION LOOPS
1730.01	FIBER-OPTIC CABLE - SPARE CABLE STORAGE
1736.01	SPREAD SPECTRUM RADIO
1743.01	PEDESTAL
1751.01	CONTROLLERS AND CABINETS - CABINET COMPONENT LAYOUT
1751.02	CONTROLLERS AND CABINETS - POWER, GROUND AND AUXILIARY

25-MAR-2013 10:43 C:\transportation\Traffic\Current\10022712_Winston_Salem_Sig_Sys\Special_Detail\IndexSheet.dgn

ATKINS 1616 EAST MILLBROOK ROAD, SUITE 310
 RALEIGH, NORTH CAROLINA 27609
 (919) 876-6888 NCBES #F-0326

	Prepared for the Offices of: Winston-Salem Signal System Index of Sheets and Roadway Standard Drawings Phase B		
	Division 09 Forsyth County Winston-Salem	PLAN DATE: March 2013 REVIEWED BY: MB Toth	
SCALE NTS	REVISIONS	INIT. DATE	SIGNATURE DATE

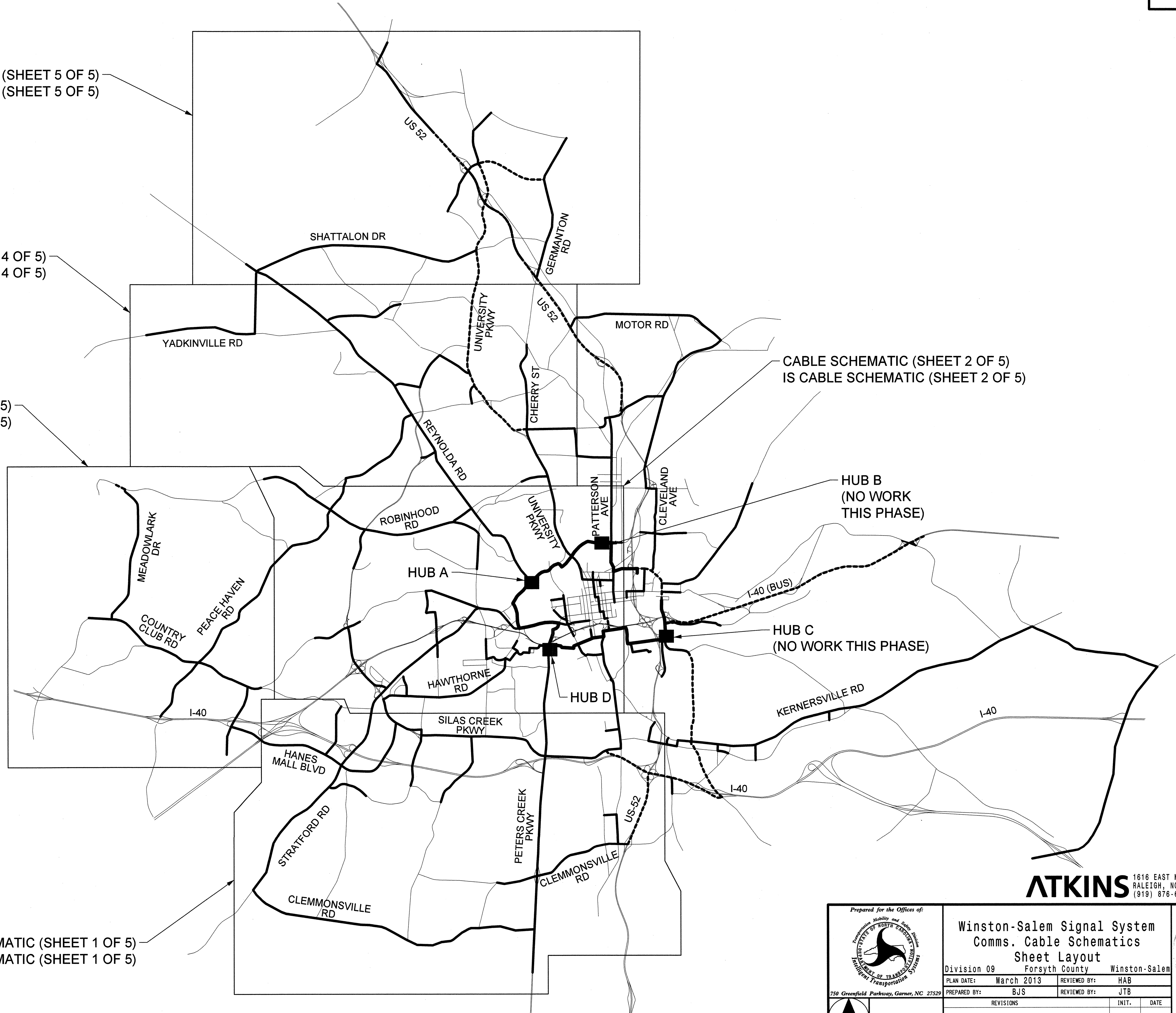
CABLE SCHEMATIC (SHEET 5 OF 5)
IS CABLE SCHEMATIC (SHEET 5 OF 5)

CABLE SCHEMATIC (SHEET 4 OF 5)
IS CABLE SCHEMATIC (SHEET 4 OF 5)

CABLE SCHEMATIC (SHEET 3 OF 5)
IS CABLE SCHEMATIC (SHEET 3 OF 5)




CABLE SCHEMATIC (SHEET 2 OF 5)
IS CABLE SCHEMATIC (SHEET 2 OF 5)

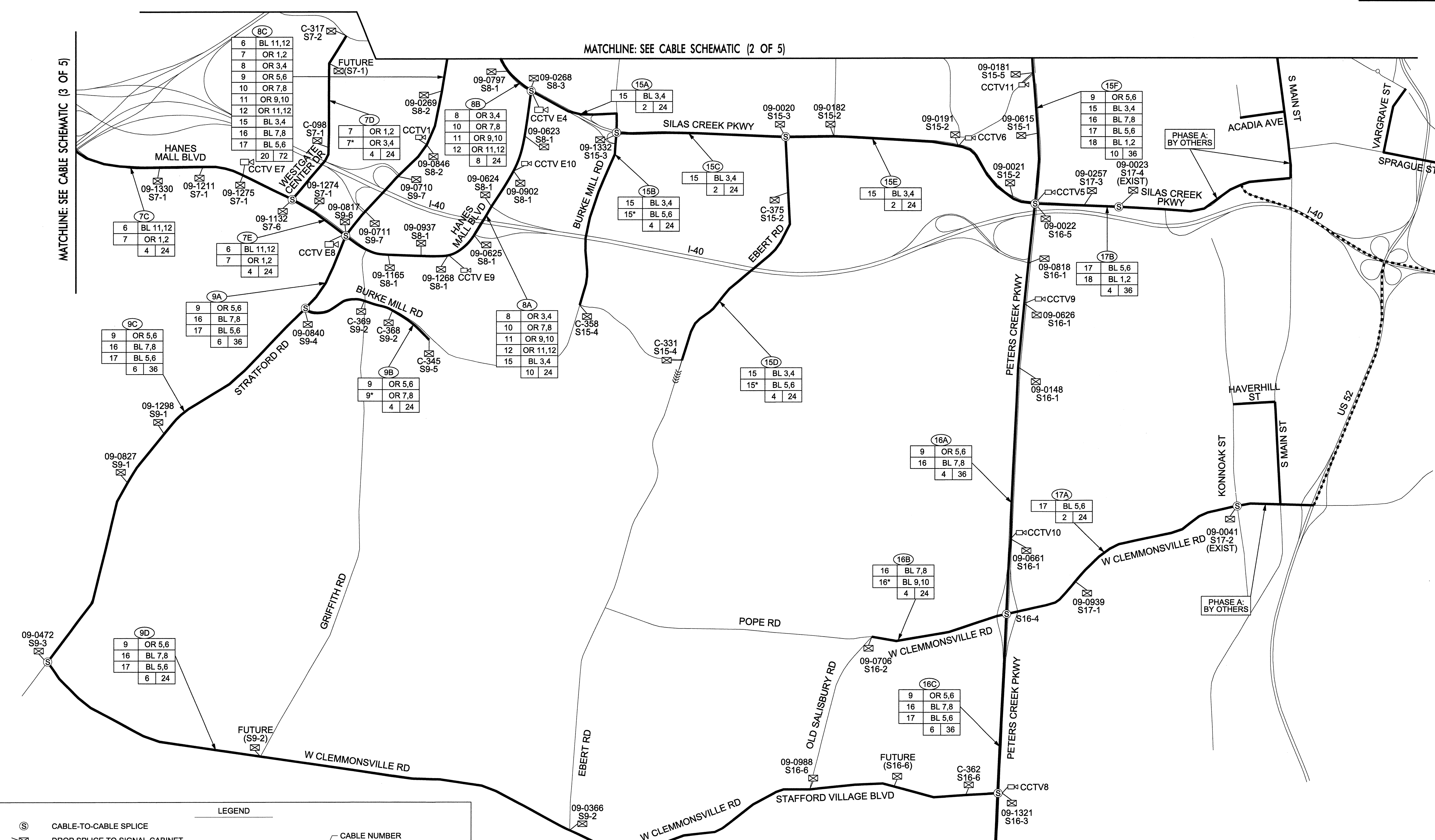
CABLE SCHEMATIC (SHEET 1 OF 5)
IS CABLE SCHEMATIC (SHEET 1 OF 5)



14-MAR-2013 13:57 D:\Transportation\Traffic\Curric\00022712 Winston Salem Sig Sys\Comms and ITS\Cable Overview Maps\Phase B\Phase B Cable Schematics- Sheet Layout.dgn

ATKINS 1616 EAST MILLBROOK ROAD, SUITE 310
RALEIGH, NORTH CAROLINA 27609
(919) 876-6888 NCBEES #F-0326

 Prepared for the Offices of: NORTH CAROLINA DEPARTMENT OF TRANSPORTATION 750 Greenfield Parkway, Garner, NC 27529	Winston-Salem Signal System Comms. Cable Schematics Sheet Layout							
	Division 09 Forsyth County Winston-Salem PLAN DATE: March 2013 REVIEWED BY: HAB PREPARED BY: BJS REVIEWED BY: JTB	<table border="1"> <thead> <tr> <th>REVISIONS</th> <th>INIT.</th> <th>DATE</th> </tr> </thead> <tbody> <tr> <td> </td> <td> </td> <td> </td> </tr> </tbody> </table>		REVISIONS	INIT.	DATE		
REVISIONS	INIT.	DATE						
 N.T.S.	Signature: <i>Alfred Baggett</i> 3/22/13 DATE		SEAL					



MATCHLINE: SEE CABLE SCHEMATIC (3 OF 5)

MATCHLINE: SEE CABLE SCHEMATIC (2 OF 5)

MATCHLINE: SEE PHASE A CABLE SCHEMATICS

LEGEND

- CABLE-TO-CABLE SPLICE
- DROP SPLICE TO SIGNAL CABINET
- DROP SPLICE TO WIRELESS ANTENNA
- DROP SPLICE TO TRANSIT CENTER
- DROP SPLICE TO SIGNAL SHOP
- DROP SPLICE TO BRYCE STUART BUILDING
- DROP SPLICE TO CCTV
- NEW FIBER-OPTIC CABLE
- EXISTING NCDOT FIBER-OPTIC CABLE
- S### SPLICE NUMBER
- C-### CITY SIGNAL INVENTORY NUMBER
- 09-#### STATE SIGNAL INVENTORY NUMBER

LEGEND (continued)

- CABLE NUMBER
- RING I.D.
- FIBERS USED FOR EACH RING
- TOTAL FIBERS IN CABLE
- LIT FIBERS IN CABLE
- * DENOTES SECONDARY PATH

- NOTES:**
- EXISTING FIBER-OPTIC CABLE THAT IS NOT USED IS NOT SHOWN.
 - CABLE NUMBERS, RING I.D.S, AND FIBERS USED ARE NOT SHOWN FOR EXISTING FIBER-OPTIC CABLE INSTALLED BY OTHERS (PHASE A).

Prepared for the Offices of:

250 Greenfield Parkway, Garner, NC 27529

ATKINS

1616 EAST MILLBROOK ROAD, SUITE 310
RALEIGH, NORTH CAROLINA 27609
(919) 876-6888 NCBCEES #F-0326

Winston-Salem Signal System Comms. Cable Schematics (1 of 5)

Division 09 Forsyth County Winston-Salem

PLAN DATE: March 2013 REVIEWED BY: HAB

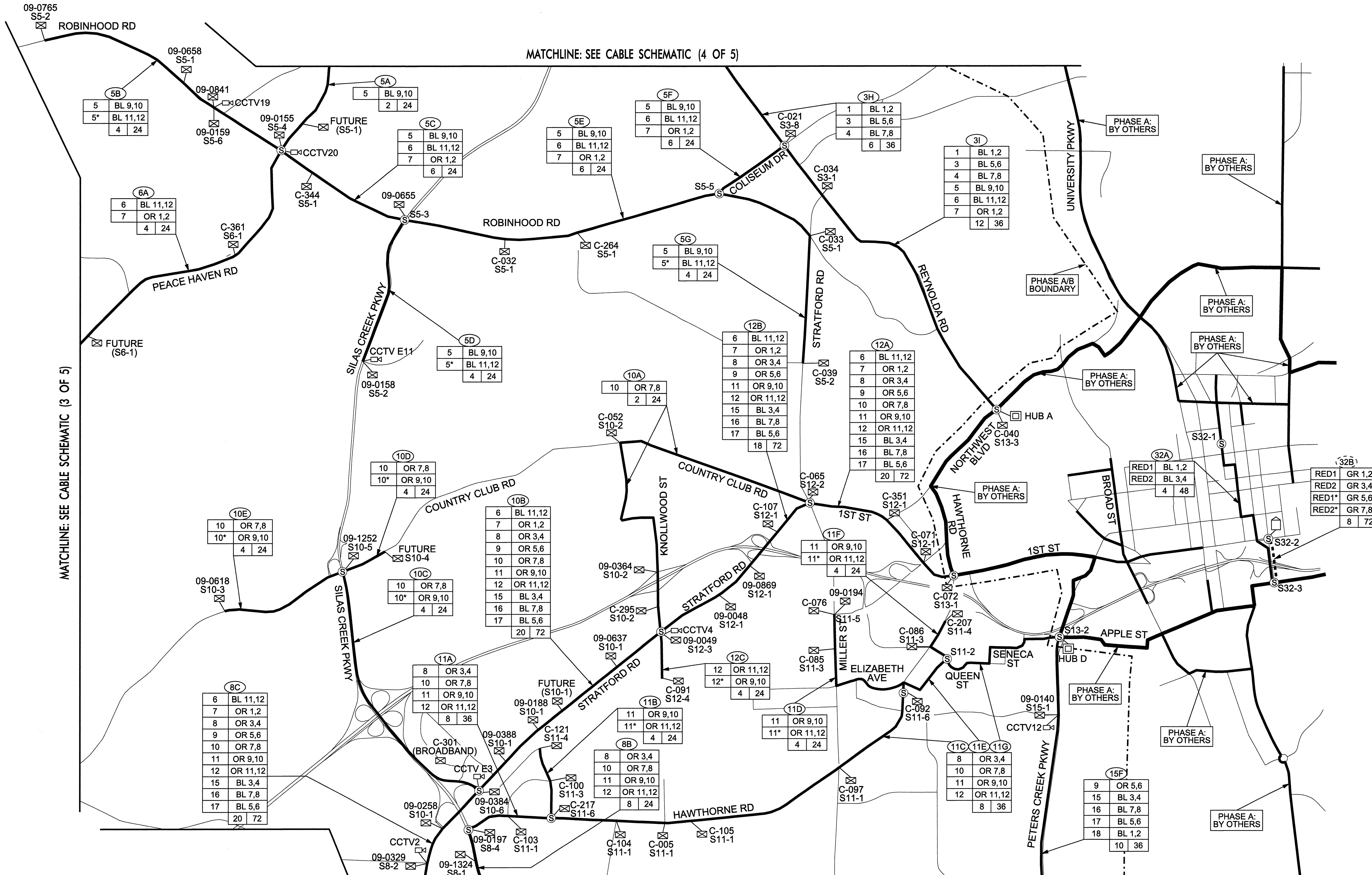
PREPARED BY: BJS REVIEWED BY: JTB

REVISIONS	INIT.	DATE

N. T. S.

CAD File Name: Phase B Cable Schematics-01.dgn

22-MAR-2013 16:30 C:\wfs\onsp\off\traff\c\cur\100022712\Winston Salem Sig_Sys\Comms and ITS\Cable Overview Maps\Phase B\Cable Schematics-01.dgn



MATCHLINE: SEE CABLE SCHEMATIC (3 OF 5)

MATCHLINE: SEE CABLE SCHEMATIC (4 OF 5)

MATCHLINE: SEE CABLE SCHEMATIC (1 OF 5)

LEGEND

- ⊙ CABLE-TO-CABLE SPLICE
- ⊗ DROP SPLICE TO SIGNAL CABINET
- ⊘ DROP SPLICE TO WIRELESS ANTENNA
- ⊙ DROP SPLICE TO TRANSIT CENTER
- ⊗ DROP SPLICE TO SIGNAL SHOP
- ⊘ DROP SPLICE TO BRYCE STUART BUILDING
- ⊙ DROP SPLICE TO CCTV
- NEW FIBER-OPTIC CABLE
- - - EXISTING NCDOT FIBER-OPTIC CABLE
- S### SPLICE NUMBER
- C### CITY SIGNAL INVENTORY NUMBER
- 09#### STATE SIGNAL INVENTORY NUMBER

CABLE NUMBER


RING I.D.

20	OR 1,2
20*	OR 3,4
21	OR 7,8
21*	OR 9,10
8	36

 FIBERS USED FOR EACH RING

TOTAL FIBERS IN CABLE
LIT FIBERS IN CABLE
* DENOTES SECONDARY PATH

- NOTES:**
- EXISTING FIBER-OPTIC CABLE THAT IS NOT USED IS NOT SHOWN.
 - CABLE NUMBERS, RING I.D.S, AND FIBERS USED ARE NOT SHOWN FOR EXISTING FIBER-OPTIC CABLE INSTALLED BY OTHERS (PHASE A).



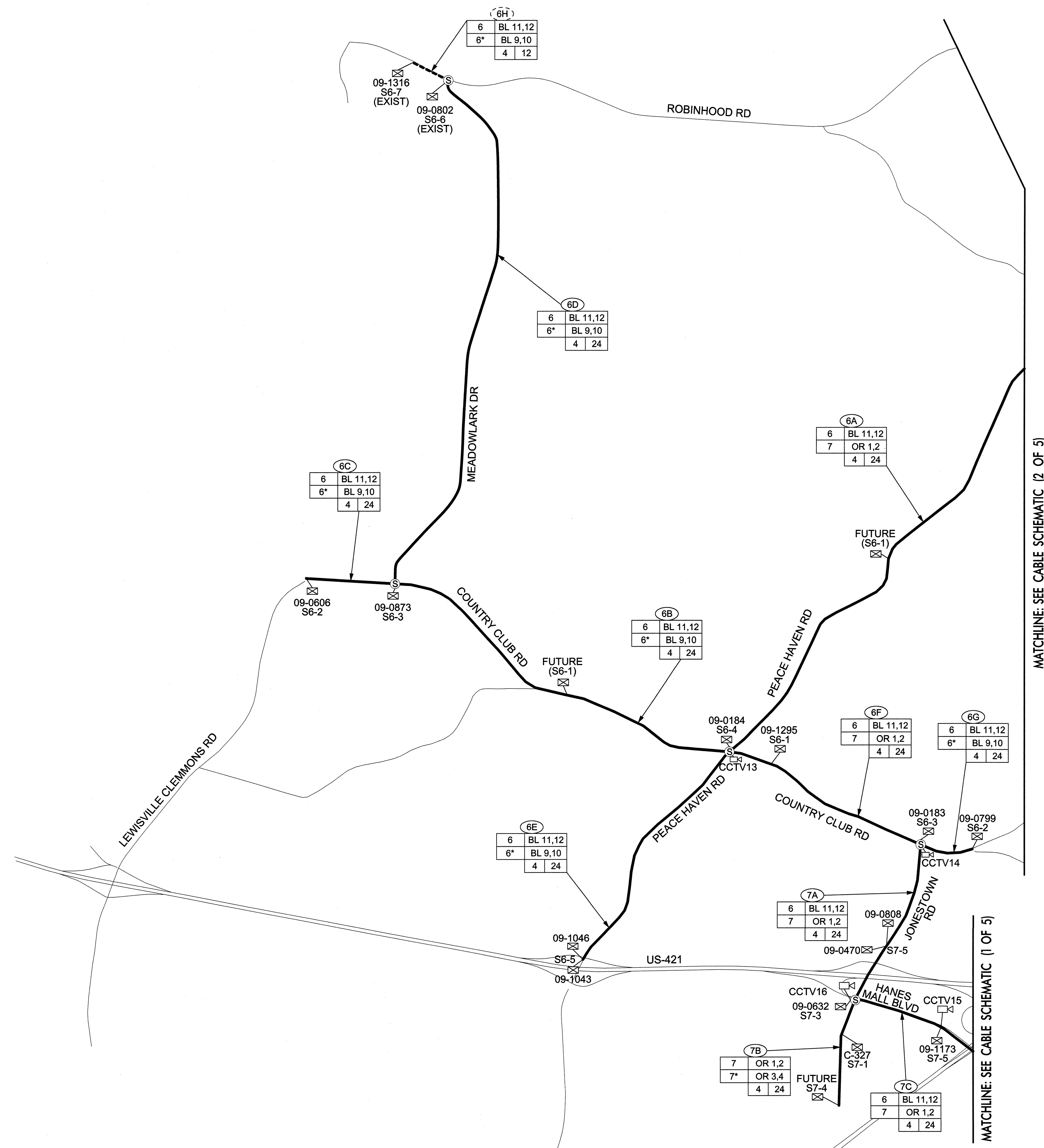
ATKINS 1616 EAST MILLBROOK ROAD, SUITE 310
RALEIGH, NORTH CAROLINA 27609
(919) 876-6888 NCBEES #F-0326

Prepared for the Offices of:
Winston-Salem Signal System Comms. Cable Schematics (2 of 5)
 Division 09 Forsyth County Winston-Salem
 PLAN DATE: March 2013 REVIEWED BY: HAB
 PREPARED BY: BJS REVIEWED BY: JTB

REVISIONS	INIT.	DATE

H. Alfred Badgett 3/22/13
 SIGNATURE DATE
 CAD File Name: Phase B Cable Schematics-02.dgn

22-MAR-2013 16:30 G:\IT\transportation\tr\off\c\Curran\100022712 Winston Salem Sig. Sys\Comms and ITS\Cable Overview Maps\Phase B Cable Schematics-02.dgn



MATCHLINE: SEE CABLE SCHEMATIC (2 OF 5)

MATCHLINE: SEE CABLE SCHEMATIC (1 OF 5)

- NOTES:**
- EXISTING FIBER-OPTIC CABLE THAT IS NOT USED IS NOT SHOWN.
 - CABLE NUMBERS, RING I.D.S, AND FIBERS USED ARE NOT SHOWN FOR EXISTING FIBER-OPTIC CABLE INSTALLED BY OTHERS (PHASE A).

LEGEND

- ⊕ CABLE-TO-CABLE SPLICE
- ⊗ DROP SPLICE TO SIGNAL CABINET
- ⊘ DROP SPLICE TO WIRELESS ANTENNA
- ⊙ DROP SPLICE TO TRANSIT CENTER
- ⊚ DROP SPLICE TO SIGNAL SHOP
- ⊛ DROP SPLICE TO BRYCE STUART BUILDING
- ⊜ DROP SPLICE TO CCTV
- NEW FIBER-OPTIC CABLE
- - - EXISTING NCDOT FIBER-OPTIC CABLE
- S### SPICE NUMBER
- C### CITY SIGNAL INVENTORY NUMBER
- 09-#### STATE SIGNAL INVENTORY NUMBER

CABLE NUMBER

RING I.D.

20	OR 1,2
20*	OR 3,4
21	OR 7,8
21*	OR 9,10
8	36

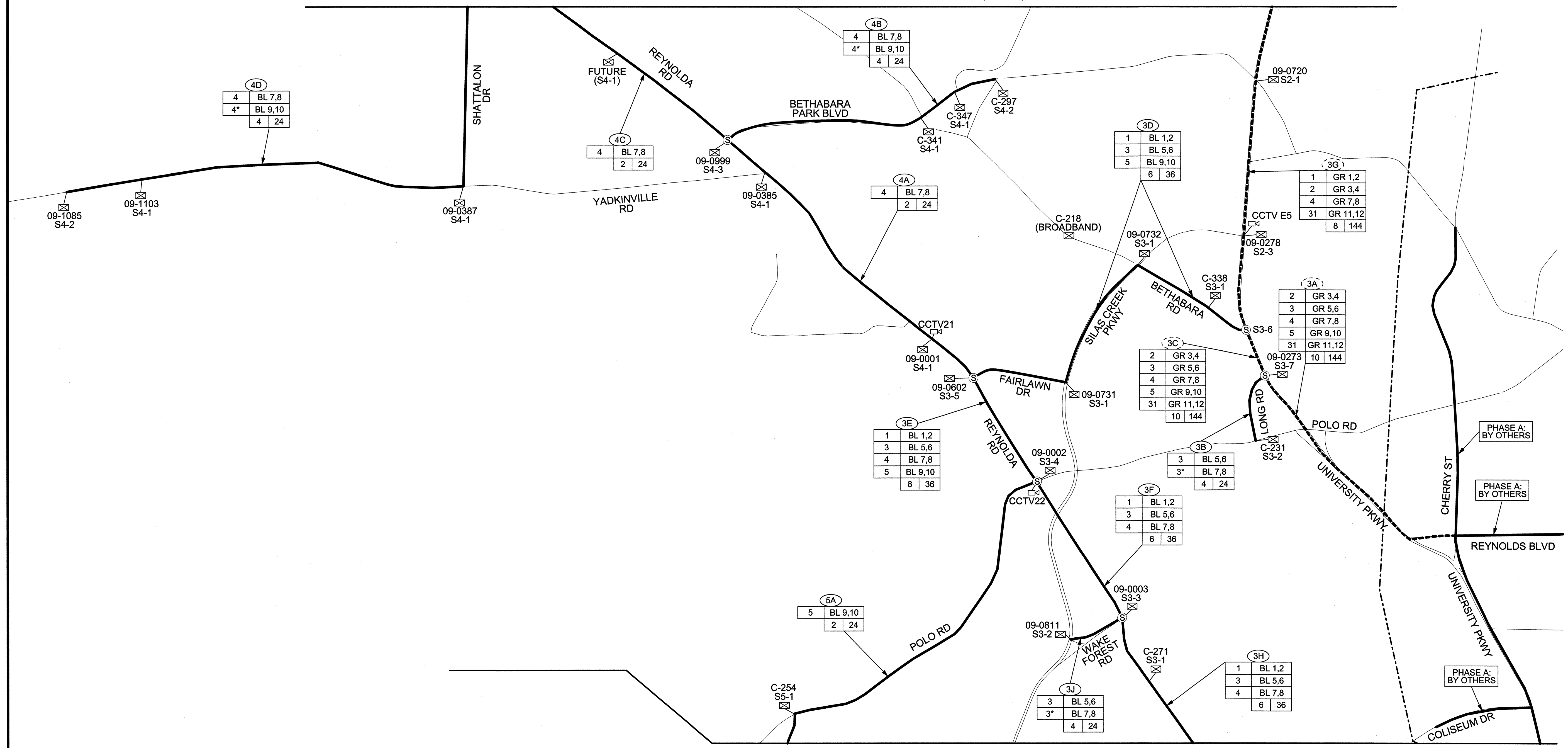
- TOTAL FIBERS IN CABLE
- - - LIT FIBERS IN CABLE
- * DENOTES SECONDARY PATH

14-MAR-2013 13:57
D:\Transportation\Traffic\Kurr\100022112 Winston Salem Sig Sys\Comms and ITS\Cable Overview Maps\Phase B\Cable Schematics- 03.dgn
13833

ATKINS 1616 EAST MILLBROOK ROAD, SUITE 310
RALEIGH, NORTH CAROLINA 27609
(919) 876-6888 NCBEES #F-0326

	Prepared for the Offices of: Transportation Mobility and Safety Division DEPARTMENT OF TRANSPORTATION Division of Transportation Systems		
	Winston-Salem Signal System Comms. Cable Schematics (3 of 5) Division 09 Forsyth County Winston-Salem		
PLAN DATE: March 2013 PREPARED BY: BJS REVIEWED BY: HAB	REVIEWED BY: JTB	REVISIONS	INIT. DATE SIGNATURE: <i>H. Alfred Baggett</i> 3/22/13 DATE
N.T.S.	750 Greenfield Parkway, Garner, NC 27529		

MATCHLINE: SEE CABLE SCHEMATIC (5 OF 5)



MATCHLINE: SEE CABLE SCHEMATIC (2 OF 5)

LEGEND

- ⊙ CABLE-TO-CABLE SPLICE
- ⊗ DROP SPLICE TO SIGNAL CABINET
- ⊘ DROP SPLICE TO WIRELESS ANTENNA
- ⊙ DROP SPLICE TO TRANSIT CENTER
- ⊙ DROP SPLICE TO SIGNAL SHOP
- ⊙ DROP SPLICE TO BRYCE STUART BUILDING
- ⊙ DROP SPLICE TO CCTV
- NEW FIBER-OPTIC CABLE
- - - EXISTING NCDOT FIBER-OPTIC CABLE
- S### SPLICE NUMBER
- C### CITY SIGNAL INVENTORY NUMBER
- 09#### STATE SIGNAL INVENTORY NUMBER

RING I.D.

20	OR 1,2
20*	OR 3,4
21	OR 7,8
21*	OR 9,10
21*	OR 9,10
8	36

CABLE NUMBER

FIBERS USED FOR EACH RING

TOTAL FIBERS IN CABLE

LIT FIBERS IN CABLE

* DENOTES SECONDARY PATH

- NOTES:**
- EXISTING FIBER-OPTIC CABLE THAT IS NOT USED IS NOT SHOWN.
 - CABLE NUMBERS, RING I.D.S, AND FIBERS USED ARE NOT SHOWN FOR EXISTING FIBER-OPTIC CABLE INSTALLED BY OTHERS (PHASE A).

ATKINS 1616 EAST MILLBROOK ROAD, SUITE 310
RALEIGH, NORTH CAROLINA 27609
(919) 876-6888 NCBEES #F-0326

Prepared for the Offices of

**Winston-Salem Signal System
 Comms. Cable Schematics
 (4 of 5)**

Division 09 Forsyth County Winston-Salem

PLAN DATE: March 2013 REVIEWED BY: HAB

PREPARED BY: BJS REVIEWED BY: JTB

REVISIONS: _____ INIT. DATE

N.T.S.

Alfred Bobbett 3/22/13
SIGNATURE DATE

CADD File Name: Phase B Cable Schematics- 04.dgn

14-MAR-2013 13:57 D:\Transportation\Traffic\Winston Salem\Sig Sys\Comms and ITS\Cable Overview Maps\Phase B Cable Schematics- 04.dgn 13833

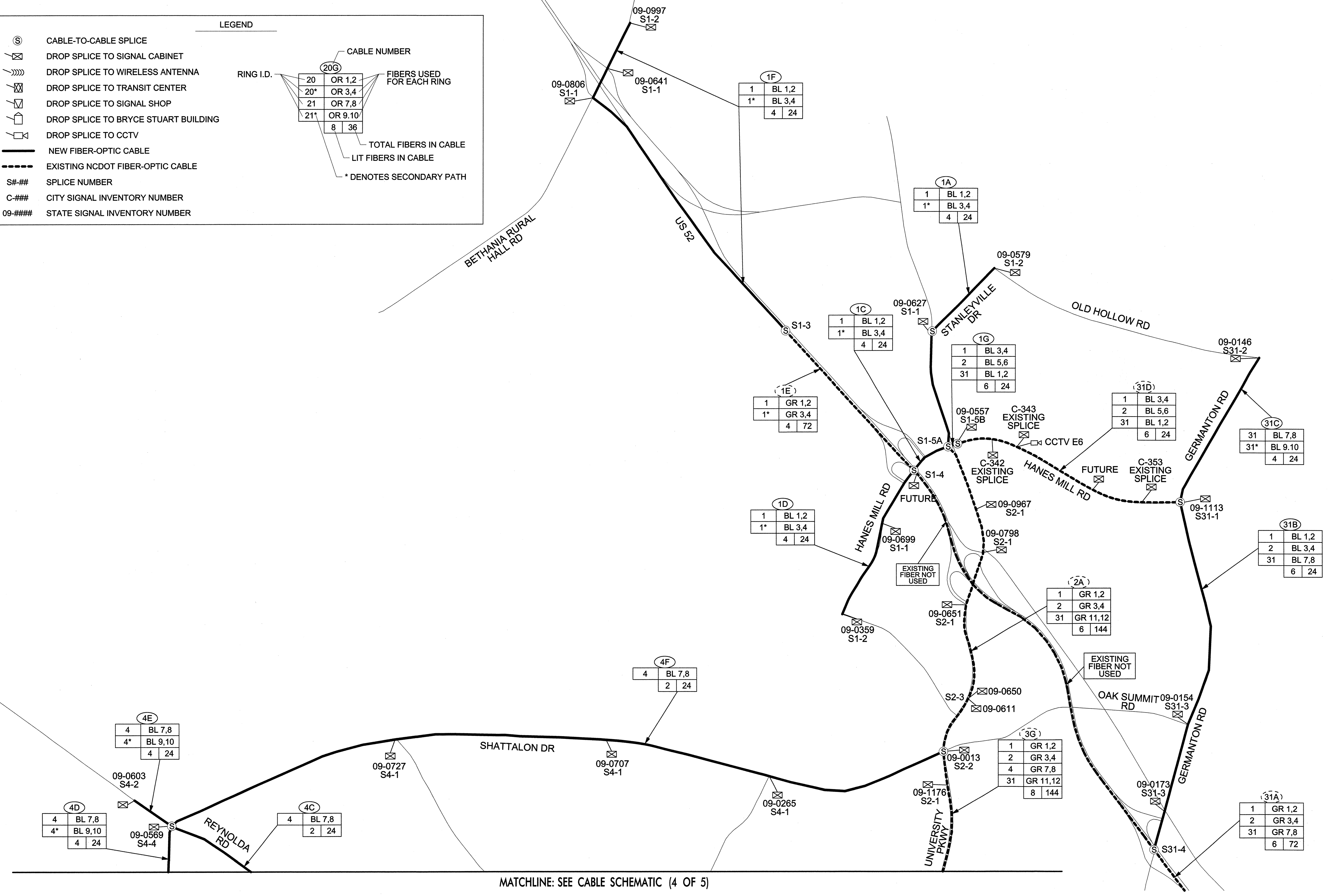
LEGEND

- ⊙ CABLE-TO-CABLE SPLICE
- ⊗ DROP SPLICE TO SIGNAL CABINET
- ⊗ DROP SPLICE TO WIRELESS ANTENNA
- ⊗ DROP SPLICE TO TRANSIT CENTER
- ⊗ DROP SPLICE TO SIGNAL SHOP
- ⊗ DROP SPLICE TO BRYCE STUART BUILDING
- ⊗ DROP SPLICE TO CCTV
- NEW FIBER-OPTIC CABLE
- - - EXISTING NCDOT FIBER-OPTIC CABLE
- S### SPLICE NUMBER
- C### CITY SIGNAL INVENTORY NUMBER
- 09#### STATE SIGNAL INVENTORY NUMBER

RING I.D. CABLE NUMBER FIBERS USED FOR EACH RING

20	OR 1,2	TOTAL FIBERS IN CABLE LIT FIBERS IN CABLE
20*	OR 3,4	
21	OR 7,8	
21*	OR 9,10	
8	36	

* DENOTES SECONDARY PATH

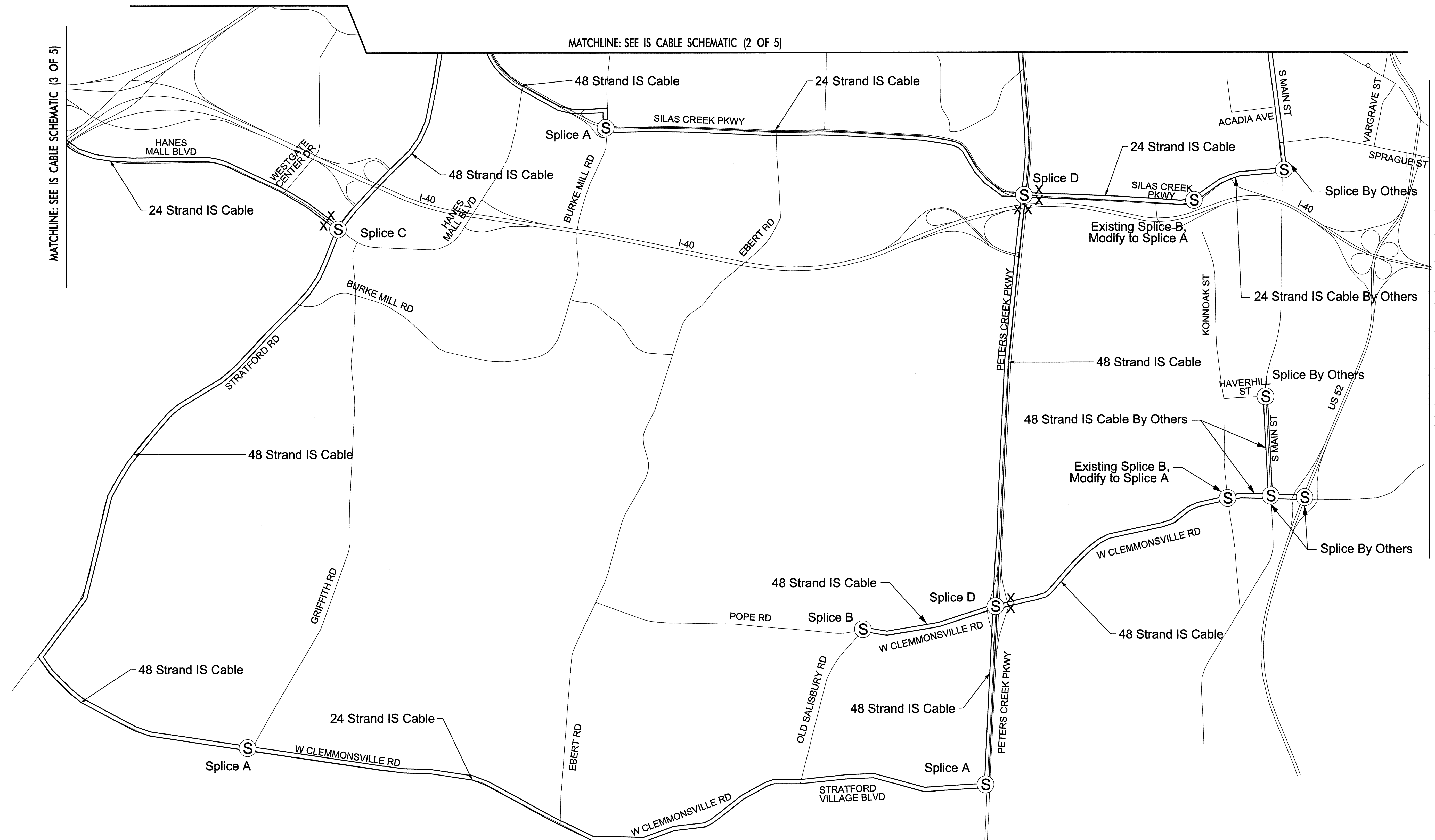


- NOTES:**
- EXISTING FIBER-OPTIC CABLE THAT IS NOT USED IS NOT SHOWN.
 - CABLE NUMBERS, RING I.D.S, AND FIBERS USED ARE NOT SHOWN FOR EXISTING FIBER-OPTIC CABLE INSTALLED BY OTHERS (PHASE A).

ATKINS 1616 EAST MILLBROOK ROAD, SUITE 310
RALEIGH, NORTH CAROLINA 27609
(919) 876-6888 NCBES #F-0326

 Prepared for the Offices of: North Carolina Department of Transportation Division of Transportation Systems	Winston-Salem Signal System Comms. Cable Schematics (5 of 5) Division 09 Forsyth County Winston-Salem PLAN DATE: March 2013 REVIEWED BY: HAB PREPARED BY: BJS REVIEWED BY: JTB	
 N.T.S.	SIGNATURE: <i>H. Alfred Badgett III</i> DATE: 3/22/13 <small>CADD File Name: Phase B Cable Schematics-05.dgn</small>	

14-MAR-2013 13:57
 D:\Transportation\Traffic\Winst-Salem\Sig Sys\Comms and ITS\Cable Overview Maps\Phase B\Cable Schematics-05.dgn
 13833




LEGEND

- Ⓢ SPLICE LOCATION
- ══ NEW FIBER-OPTIC CABLE
- XX IS FIBER-OPTIC CABLE TEST POINT
- ☒ CLARK CAMPBELL TRANSPORTATION CENTER-TMC
- 🏛️ CITY HALL
- ☐ IS HUB

NOTES:

- SEE IS CABLE SPlicing FOR TYPICAL SPLICES.
- CAP AND SEAL UNSPLICED BUFFER TUBES AND STRANDS.



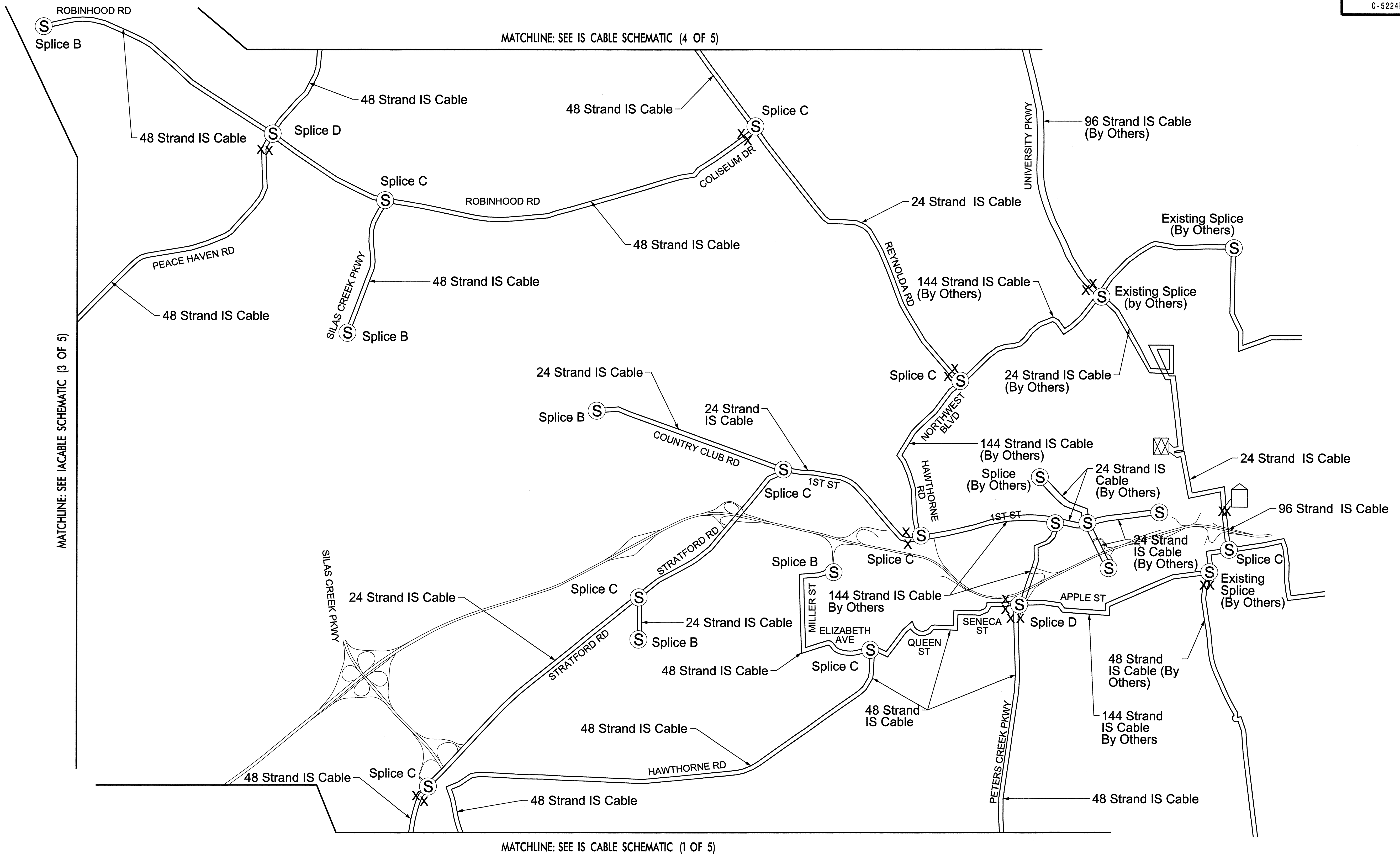
Winston-Salem Signal System IS Comms. Cable Schematics (1 of 5)			
Division 09	Forsyth County	Winston-Salem	
PLAN DATE:	March 2013	REVIEWED BY:	HAB
PREPARED BY:	BJS	REVIEWED BY:	JTB
REVISIONS	INIT.	DATE	

ATKINS 1616 EAST MILLBROOK ROAD, SUITE 310
 RALEIGH, NORTH CAROLINA 27609
 (919) 876-6888 NCBES #F-0326

SEAL

H. Alfred Badgett 3/22/13
 SIGNATURE DATE

22-MAR-2013 16:24
 C:\transportation\trff\cur\00022712 Winston Salem Sig Sys\Comms and ITS\Cable Overview Maps\Phase B\Phase B IS Cable Schematics- 01.dgn
 13833



LEGEND

- Ⓢ SPlice LOCATION
- ══ NEW FIBER-OPTIC CABLE
- XX IS FIBER-OPTIC CABLE TEST POINT
- ⊠ CLARK CAMPBELL TRANSPORTATION CENTER- TMC
- ⊡ CITY HALL
- IS HUB

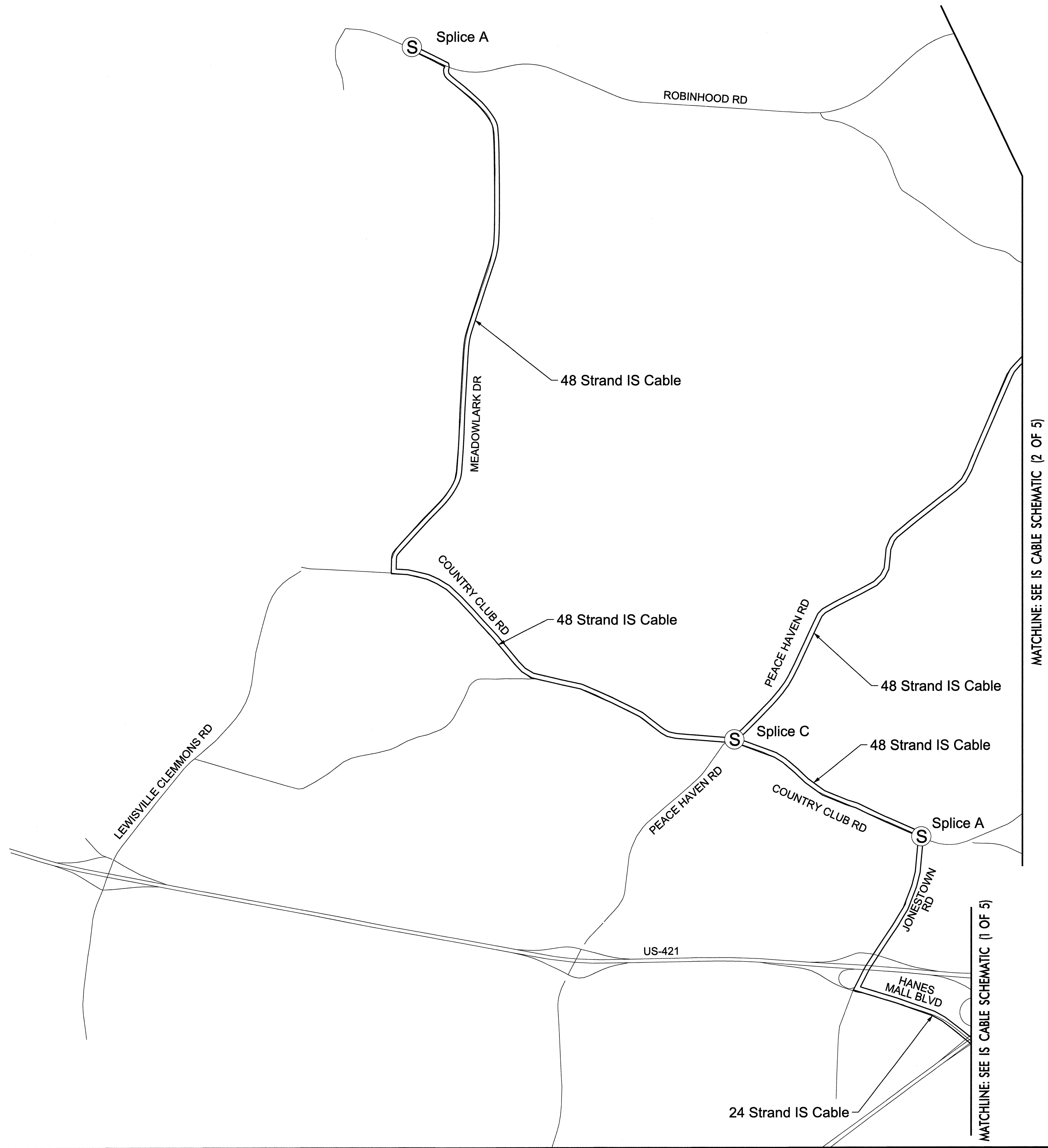
NOTES:

- SEE IS CABLE SPLICING FOR TYPICAL SPLICES.
- CAP AND SEAL UNSPLICED BUFFER TUBES AND STRANDS.

ATKINS 1616 EAST MILLBROOK ROAD, SUITE 310
RALEIGH, NORTH CAROLINA 27609
(919) 876-6888 NCEES #F-0326

	Winston-Salem Signal System IS Comms. Cable Schematics (2 of 5)		
	Division 09 Forsyth County Winston-Salem PLAN DATE: March 2013 PREPARED BY: BJS REVIEWED BY: HJB	REVIEWED BY: HJB REVIEWED BY: JTJ	


22-MAR-2013 16:25
 Q:\Transportation\TrOffice\Curr\100022712_Winston Salem_Sig_Sys\Comms and ITS\Cable OverView Maps\Phase B IS Cable Schematics- 02.dgn
 13833




- NOTES:
1. SEE IS CABLE SPlicing FOR TYPICAL SPLICES.
 2. CAP AND SEAL UNSPLICED BUFFER TUBES AND STRANDS.

LEGEND	
Ⓢ	SPLICE LOCATION
══	NEW FIBER-OPTIC CABLE
XX	IS FIBER-OPTIC CABLE TEST POINT
⊠	CLARK CAMPBELL TRANSPORTATION CENTER-TMC
⌚	CITY HALL
□	IS HUB

22-MAR-2013 16:25 C:\transportation\Traffic\Curran\00022712\Winston Salem Sig Sys\Comms and ITS\Cable Overview Maps\Phase B\Phase B IS Cable Schematics- 03.dgn 13833



Winston-Salem Signal System IS Comms. Cable Schematics (3 of 5)			
Division 09		Forsyth County Winston-Salem	
PLAN DATE:	March 2013	REVIEWED BY:	HAB
PREPARED BY:	BJS	REVIEWED BY:	JTB
REVISIONS	INIT.	DATE	

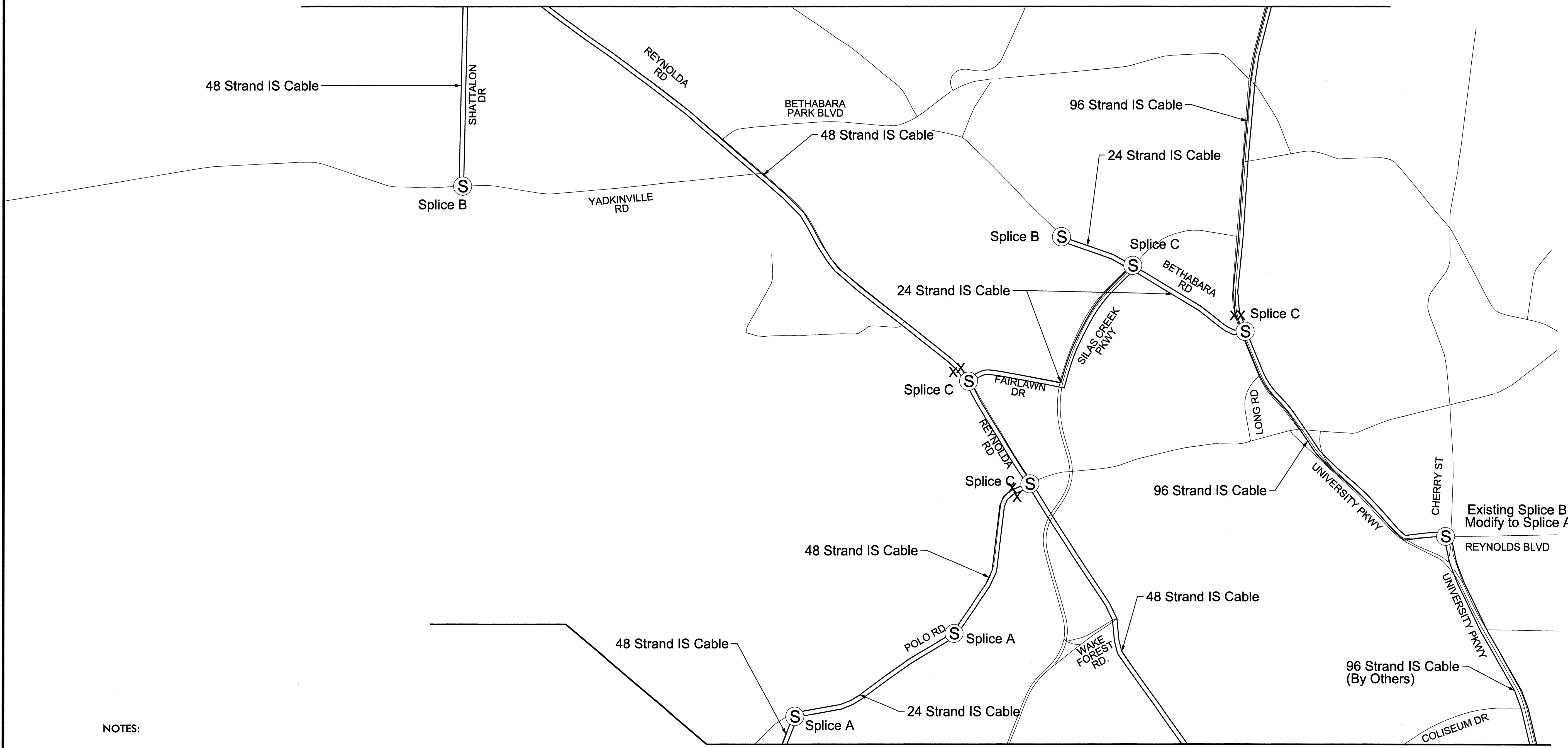


ATKINS 1616 EAST MILLBROOK ROAD, SUITE 310
 RALEIGH, NORTH CAROLINA 27609
 (919) 876-6888 NCBEES #F-0326



N.T.S.

MATCHLINE: SEE IS CABLE SCHEMATIC (5 OF 5)



MATCHLINE: SEE IS CABLE SCHEMATIC (3 OF 5)

NOTES:

- SEE IS CABLE SPlicing FOR TYPICAL SPLICES.
- CAP AND SEAL UNSPLICED BUFFER TUBES AND STRANDS.

LEGEND	
Ⓢ	SPLICE LOCATION
══	NEW FIBER-OPTIC CABLE
XX	IS FIBER-OPTIC CABLE TEST POINT
⊠	CLARK CAMPBELL TRANSPORTATION CENTER- TMC
⌚	CITY HALL
⊠	IS HUB

Prepared for the Offices of:

 750 Greenfield Parkway, Garner, NC 27529

ATKINS

1616 EAST MILLBROOK ROAD, SUITE 310
 RALEIGH, NORTH CAROLINA 27609
 (919) 876-6888 NCBEES #F-0326

SEAL

 H. Alfred Badgett, III
 SIGNATURE DATE 3/22/13

Winston-Salem Signal System IS Comms. Cable Schematics (4 of 5)			
Division 09 Forsyth County Winston-Salem		PLAN DATE: March 2013	
PREPARED BY: BJS	REVIEWED BY: HAB	REVIEWED BY: JTB	DATE:
REVISIONS	INIT.	DATE	

22-MAR-2013 16:25
 D:\Transportation\Traffic\Cur*100022712 Winston Salem Sig Systems and ITS\Cable Overview Maps\Phase B IS Cable Schematics- 04.dgn
 13633



LEGEND	
Ⓢ	SPLICE LOCATION
══	NEW FIBER-OPTIC CABLE
XX	IS FIBER-OPTIC CABLE TEST POINT
⊠	CLARK CAMPBELL TRANSPORTATION CENTER- TMC
⌚	CITY HALL
□	IS HUB

NOTES:

- SEE IS CABLE SPLICING FOR TYPICAL SPLICES.
- CAP AND SEAL UNSPLICED BUFFER TUBES AND STRANDS.

MATCHLINE: SEE IS CABLE SCHEMATIC (4 OF 5)

ATKINS 1616 EAST MILLBROOK ROAD, SUITE 310
 RALEIGH, NORTH CAROLINA 27609
 (919) 876-8888 NCBEES #F-0326

	Prepared for the Offices of: Winston-Salem Signal System IS Comms. Cable Schematics (5 of 5)								
	Division 09 Forsyth County Winston-Salem PLAN DATE: March 2013 REVIEWED BY: HAB PREPARED BY: BJS REVIEWED BY: JTB								
	N.T.S.	<table border="1"> <thead> <tr> <th>REVISIONS</th> <th>INIT.</th> <th>DATE</th> </tr> </thead> <tbody> <tr> <td> </td> <td> </td> <td> </td> </tr> </tbody> </table>	REVISIONS	INIT.	DATE				SIGNATURE: <i>H. Alfred Baugh</i> 3/22/13 DATE
REVISIONS	INIT.	DATE							



22-MAR-2013 16:25
 G:\IT\Transportation\Traffic\Cur#10002212 Winston Salem Sig Systems and ITS\cable Overview Maps\Phase B IS Cable Schematics- 05.dgn
 13633

CABLE NO.=	1A	1C	1D	1E	1F	1G	2A	3A	3B	3C	3D	3E	3F	3G	3H	3I	3J	4A	4B	4C	4D	4E	4F	5A	5B	5C		
CABLE SIZE=	24	24	24	72	24	24	144	144	24	144	36	36	36	144	36	36	24	24	24	24	24	24	24	24	24	24		
NEW/EXISTING=	NEW	NEW	NEW	EXIST	NEW	NEW	EXIST	EXIST	NEW	EXIST	NEW	NEW	NEW	EXIST	NEW	NEW	NEW	NEW	NEW	NEW	NEW	NEW	NEW	NEW	NEW	NEW		
TUBE	STRANDS																											
BLUE	1,2	1	1	1	1	31					1	1	1		1	1												
BLUE	3,4	1*	1*	1*	1*	1				2																		
BLUE	5,6					2			3	3	3	3	3		3	3	3											
BLUE	7,8								3*	4		4	4		4	4	3*	4	4	4	4	4	4					
BLUE	9,10									5	5	5				5					4*	4*	4*		5	5	5	
BLUE	11,12															6									5*	6		
ORANGE	1,2															7										7		
ORANGE	3,4																											
ORANGE	5,6																											
ORANGE	7,8									31																		
ORANGE	9,10																											
ORANGE	11,12																											
GREEN	1,2				1		1							1														
GREEN	3,4				1*		2	2						2														
GREEN	5,6							3																				
GREEN	7,8							4						4														
GREEN	9,10							5																				
GREEN	11,12						31	31						31														
BROWN	1,2																											
BROWN	3,4																											
BROWN	5,6																											
BROWN	7,8																											
BROWN	9,10																											
BROWN	11,12																											

CABLE NO.=	5D	5E	5F	5G	6A	6B	6C	6D	6E	6F	6G	6H	7A	7B	7C	7D	7E	8A	8B	8C	9A	9B	9C		
CABLE SIZE=	24	24	24	24	24	24	24	24	24	24	24	12	24	24	24	24	24	24	24	72	36	24	36		
NEW/EXISTING=	NEW	NEW	NEW	NEW	NEW	NEW	NEW	NEW	NEW	NEW	NEW	EXIST	NEW	NEW	NEW	NEW	NEW	NEW	NEW	NEW	NEW	NEW	NEW	NEW	
TUBE	STRANDS																								
BLUE	1,2																								
BLUE	3,4																	15		15					
BLUE	5,6																			17	17		17	17	
BLUE	7,8																			16	16		16	16	
BLUE	9,10	5	5	5	5		6*	6*	6*	6*		6*	6*												
BLUE	11,12	5*	6	6	5*	6	6	6	6	6	6	6	6		6		6			6					
ORANGE	1,2					7							7	7	7	7	7			7					
ORANGE	3,4													7*				8	8	8					
ORANGE	5,6																			9	9	9	9	9	
ORANGE	7,8																			10	10	10	9*	9	
ORANGE	9,10																			11	11	11			
ORANGE	11,12																			12	12	12			
GREEN	1,2																								
GREEN	3,4																								
GREEN	5,6																								
GREEN	7,8																								
GREEN	9,10																								
GREEN	11,12																								
BROWN	1,2																								
BROWN	3,4																								
BROWN	5,6																								
BROWN	7,8																								
BROWN	9,10																								
BROWN	11,12																								

NOTE:
 ASTRISK (*) DENOTES REDUNDANT FIBERS (SECONDARY ROUTE)

ATKINS 1616 EAST MILLBROOK ROAD, SUITE 310
 RALEIGH, NORTH CAROLINA 27609
 (919) 876-6888 NCBEEES #F-0326

 Prepared for the Offices of: North Carolina Department of Transportation 250 Greenfield Parkway, Garner, NC 27529	Winston-Salem Signal System Fiber-Optic Usage Summary (1 of 2)		
	Division 09 Forsyth County Winston-Salem PLAN DATE: March 2013 REVIEWED BY: HAB PREPARED BY: BJS REVIEWED BY: JTB		
SCALE	REVISIONS	INIT.	DATE
Signature: <i>H. Alfred Badgett</i> 3/22/13			DATE



14-MAR-2013 13:57
 D:\Transportation\Traffic\W10002212.Winston-Salem-Sig-System\Phase B\Fiber-Alllocation-Chart - 01.dgn
 13633

CABLE NO.=	9D	10A	10B	10C	10D	10E	11A	11B	11C	11D	11E	11F	11G	12A	12B	12C	15A	15B	15C	15D	15E	15F
CABLE SIZE=	24	24	72	24	24	24	36	24	36	24	36	24	36	72	72	24	24	24	24	24	24	36
NEW/EXISTING=	NEW	NEW	NEW	NEW	NEW	NEW	NEW	NEW	NEW	NEW	NEW	NEW	NEW	NEW	NEW	NEW	NEW	NEW	NEW	NEW	NEW	NEW
TUBE	STRANDS																					
BLUE	1,2																					18
BLUE	3,4			15										15	15		15	15	15	15	15	15
BLUE	5,6	17		17										17	17			15*		15*		17
BLUE	7,8	16		16										16	16							16
BLUE	9,10																					
BLUE	11,12			6										6	6							
ORANGE	1,2			7										7	7							
ORANGE	3,4			8			8		8		8		8	8	8							
ORANGE	5,6	9		9										9	9							9
ORANGE	7,8		10	10	10	10	10		10		10		10	10								
ORANGE	9,10			11	10*	10*	10*	11	11	11	11	11	11	11	11	11	12*					
ORANGE	11,12			12			12	11*	12	11*	12	11*	12	12	12	12						
GREEN	1,2																					
GREEN	3,4																					
GREEN	5,6																					
GREEN	7,8																					
GREEN	9,10																					
GREEN	11,12																					
BROWN	1,2																					
BROWN	3,4																					
BROWN	5,6																					
BROWN	7,8																					
BROWN	9,10																					
BROWN	11,12																					

CABLE NO.=	16A	16B	16C	16D	17A	17B	31A	31B	31C	31D	32A	32B
CABLE SIZE=	36	24	36	24	24	36	72	24	24	24	48	72
NEW/EXISTING=	NEW	NEW	NEW	NEW	NEW	NEW	EXIST	NEW	NEW	EXIST	NEW	EXIST
TUBE	STRANDS											
BLUE	1,2					18		1		31	RED1	
BLUE	3,4							2		1	RED2	
BLUE	5,6			17	17	17				2		
BLUE	7,8	16	16	16	16			31	31			
BLUE	9,10		16*		16*				31*			
BLUE	11,12											
ORANGE	1,2											
ORANGE	3,4											
ORANGE	5,6	9		9								
ORANGE	7,8											
ORANGE	9,10											
ORANGE	11,12											
GREEN	1,2						1					RED1
GREEN	3,4						2					RED2
GREEN	5,6											RED1*
GREEN	7,8						31					RED2*
GREEN	9,10											
GREEN	11,12											
BROWN	1,2											
BROWN	3,4											
BROWN	5,6											
BROWN	7,8											
BROWN	9,10											
BROWN	11,12											

NOTE:
 ASTRISK (*) DENOTES REDUNDANT FIBERS (SECONDARY ROUTE)

ATKINS 1616 EAST MILLBROOK ROAD, SUITE 310
 RALEIGH, NORTH CAROLINA 27609
 (919) 876-6888 NCBEES #F-0326

 Prepared for the Offices of: NORTH CAROLINA DEPARTMENT OF TRANSPORTATION Division 09 750 Greenfield Parkway, Garner, NC 27529	Winston-Salem Signal System Fiber-Optic Usage Summary (2 of 2)		
	Division 09 Forsyth County Winston-Salem PLAN DATE: March 2013 REVIEWED BY: HAB PREPARED BY: BJS REVIEWED BY: JTB	SCALE REVISIONS INIT. DATE SIGNATURE DATE	

22-MAR-2013 16:30
 G:\Transportation\Traffic\Current\100022712_Winston Salem Sig Sys\Comms and ITS\sp.Lice Diagrams\Phase B\Fiber Allocation Chart - 02.dgn
 13833

FS Sheet No.	Splice No.	Signal Inventory	CL SHEET
FS-01	1-1	09-0641	CL B-288
		09-0806	CL B-288
		09-0699	CL B-281
		09-0627	CL B-278
	1-2	09-0359	CL B-280
		09-0997	CL B-289
FS-02	1-3	US 52 @ ZIGLAR RD	CL B-295
FS-03	1-4	US 52 @ HANES MILL RD	CL B-283
FS-04	1-5A	HANES MILL RD @ UNIVERSITY PKWY	CL B-276
	1-5B	09-0557	CL B-276
FS-05	2-1	09-0967	CL B-275
		09-0798	CL B-274
		09-0651	CL B-274
		09-1176	CL B-270
		09-0720	CL B-268
		09-0013	CL B-271
FS-06	2-3	09-0650 / 09-0611	CL B-272
		09-0278	CL B-266
	3-1	C-338	CL B-258
		09-0732	CL B-255
		09-0731	CL B-253
		C-271	CL B-217
FS-07	3-2	C-034	CL B-220
		C-231	CL B-259
FS-08	3-4	09-0811	CL B-251
		09-0003	CL B-216
FS-09	3-6	09-0002	CL B-213
		09-0602	CL B-211
FS-10	3-8	UNIVERSITY PKWY @ BETHABARA RD	CL B-264
		09-0273	CL B-264
FS-11	4-1	C-021	CL B-219
		09-0001	CL B-210
		09-0385	CL B-207
		C-341	CL B-249
		C-347	CL B-250
		09-0387	CL B-232
		09-1103	CL B-227
		09-0727	CL B-238
		09-0707	CL B-241
		09-0265	CL B-244
		C-297	CL B-250
	4-2	09-1085	CL B-226
		09-0603	CL B-201
		09-0999	CL B-206
		09-0569	CL B-201
FS-14	5-1	C-254	CL B-176
		09-0658	CL B-184
		C-344	CL B-187
		C-032	CL B-190
	5-2	C-264	CL B-191
		C-033	CL B-195
		C-039	CL B-197
		09-0158	CL B-198
		09-0765	CL B-182



FS Sheet No.	Splice No.	Signal Inventory	CL SHEET	
FS-15	5-3	09-0655	CL B-188	
FS-16	5-4	09-0155	CL B-186	
FS-17	5-5	COLISEUM DR @ ROBINHOOD RD	CL B-193	
	5-6	09-0841 / 09-0159	CL B-185	
FS-18	6-1	C-361	CL B-173	
		09-1295	CL B-146	
FS-19	6-2	09-0799	CL B-149	
		09-0606	CL B-139	
FS-20	6-3	09-0873	CL B-140	
		09-0183	CL B-148	
FS-21	6-4	09-0184	CL B-145	
		6-5	09-1046 / 09-1043	CL B-159
FS-22	6-6	09-0802	CL B-151	
		6-7	09-1316	CL B-150
			09-1330	CL B-068
			09-1211	CL B-069
	7-1		09-1275	CL B-070
			09-1274	CL B-071
			C-098	CL B-077
			C-327	CL B-136
FS-23	7-2	C-317	CL B-079	
	7-3	09-0632	CL B-136	
FS-24	7-4	ROMARA DR @ JONESTOWN RD	CL B-135	
	7-5	09-1173	CL B-066	
FS-25	7-6	09-0470 / 09-0808	CL B-137	
		09-1132	CL B-071	
FS-26	8-1	09-1165	CL B-072	
		09-0937	CL B-073	
		09-1268	CL B-073	
		09-0625	CL B-074	
		09-0624	CL B-074	
		09-0902	CL B-075	
		09-0623	CL B-076	
		09-0797	CL B-088	
		09-1324	CL B-087	
		09-0329	CL B-055	
		8-2	09-0269	CL B-054
	09-0846		CL B-053	
	8-3		09-0268	CL B-088
	8-4		09-0197	CL B-087
	FS-27	9-1	09-1298	CL B-047
		09-0827	CL B-046	
FS-28	9-2	C-369	CL B-064	
		C-368	CL B-065	
FS-29	9-3	09-0366	CL B-028	
		09-0472	CL B-043	
FS-30	9-4	09-0840	CL B-050	
	9-5	C-345	CL B-065	
FS-31	9-6	09-0817	CL B-051	

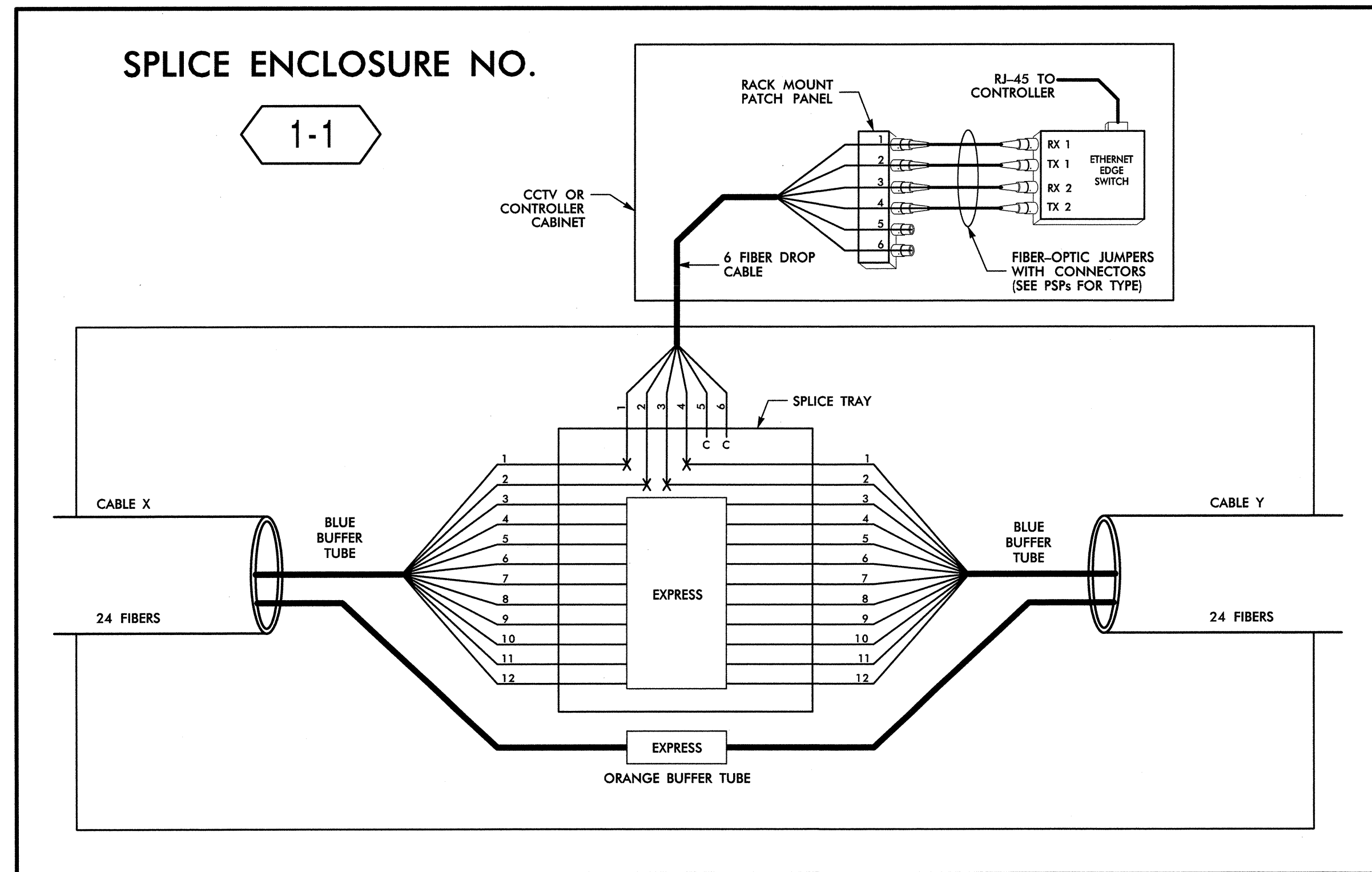
FS Sheet No.	Splice No.	Signal Inventory	CL SHEET	
FS-32	9-7	09-0710	CL B-053	
		09-0711	CL B-052	
	10-1	09-0388	CL B-057	
		09-0188	CL B-058	
09-0637		CL B-059		
09-0258		CL B-056		
FS-33	10-2	C-052	CL B-128	
		09-0364	CL B-125	
	10-3	C-295	CL B-125	
FS-34	10-4	09-0618	CL B-080	
	10-4	TISELAND DR @ COUNTRY CLUB RD	CL B-082	
FS-35	10-5	09-1252	CL B-081	
		09-0384	CL B-056	
	11-1	C-103	CL B-108	
FS-36	11-2	C-104	CL B-110	
		C-005	CL B-110	
	11-3	C-105	CL B-111	
		C-097	CL B-113	
		C-100	CL B-117	
FS-37	11-3	C-085	CL B-123	
		C-086	CL B-122	
	11-4	C-121	CL B-123	
FS-38	11-4	C-207	CL B-122	
		11-5	C-076 / 09-0194	CL B-119
	11-6	C-217	CL B-109	
		C-092	CL B-115	
	12-1	09-0048	CL B-061	
		C-107	CL B-063	
		C-351	CL B-132	
		C-071	CL B-133	
		09-0869	CL B-062	
		12-2	C-065	CL B-131
		12-3	09-0049	CL B-060
FS-39	12-4	C-091	CL B-124	
	13-1	C-072	CL B-134	
FS-40	13-2	PETERS CREEK PKWY @ APPLE ST (HUB D)	CL B-118	
FS-41	13-3	NORTHWEST BLVD @ REYNOLDA RD (HUB A)	CL B-225	

FS Sheet No.	Splice No.	Signal Inventory	CL SHEET
FS-44	15-1	09-0615	CL B-014
		09-0140	CL B-018
	15-2	09-0021	CL B-097
		09-0191	CL B-096
09-0182		CL B-094	
FS-45	15-3	C-375	CL B-107
		09-1332	CL B-071
	15-4	09-0020	CL B-093
		C-358	CL B-100
FS-46	15-5	C-331	CL B-103
		09-0181	CL B-015
	16-1	09-0818	CL B-012
		09-0626	CL B-011
		09-0148	CL B-010
FS-47	16-2	09-0661	CL B-007
		09-0390	CL B-001
FS-48	16-3	09-0706	CL B-036
		09-1321	CL B-003
	16-4	PETERS CREEK PKWY @ CLEMMONSVILLE RD	CL B-006
FS-49	16-5	09-0022	CL B-013
FS-50	16-6	09-0988	CL B-032
		C-362	CL B-035
	17-1	09-0939	CL B-039
FS-51	17-2	09-0041	CL B-042
	17-3	09-0257	CL B-098
FS-52	17-4	09-0023	CL B-099
		31-1	09-1113
FS-53	31-2	09-0146	CL B-306
		09-0154	CL B-300
	31-3	09-0173	CL B-299
FS-54	31-4	US-52 @ GERMANTON RD	CL B-298
		C-342	CL B-284
	31-5	C-343	CL B-284
		C-353	CL B-287
FS-55	32-1	TRANSIT CENTER	CL B-307
FS-56	32-2	BRYCE A. STUART BUILDING	CL B-308
FS-57	32-3	Church St @ Cemetery St	CL B-308
FS-58	IS-A	-	-
	IS-B	-	-
FS-59	IS-C	-	-
	IS-D	-	-

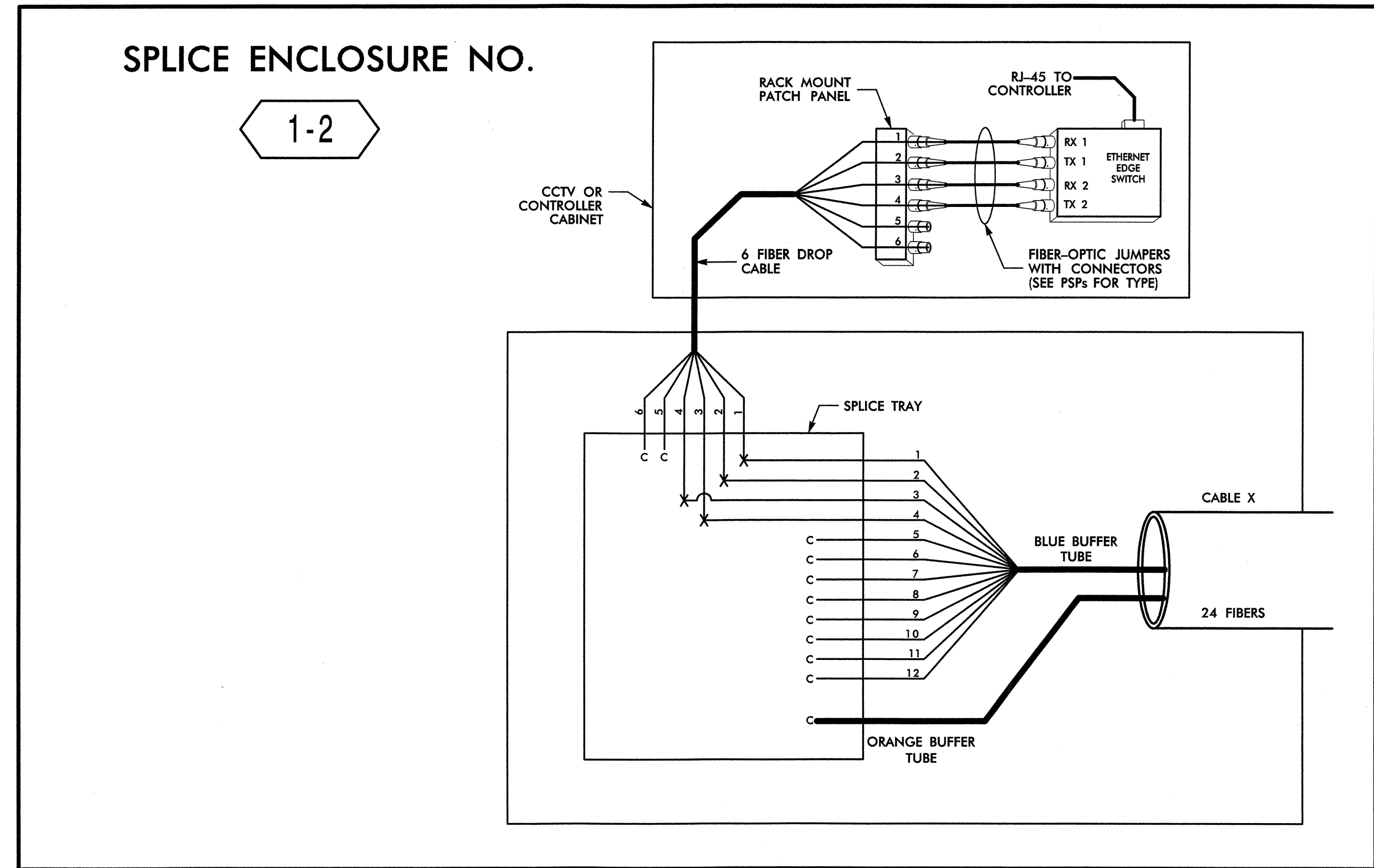
22-MAR-2013 16:30 G:\transport\100022712 Winston Salem Sig Sys\Comms and ITS\splice Diagrams\Phase B\Fiber Splicing Key Sheet.dgn 13833

ATKINS 1616 EAST MILLBROOK ROAD, SUITE 310
RALEIGH, NORTH CAROLINA 27609
(919) 876-6888 NCBEES #F-0326

		<p>Winston-Salem Signal System Fiber-Optic Splicing Details Key Sheet</p>		<p>SEAL</p> 									
<p>Division 09 Forsyth County Winston-Salem</p>		<p>PLAN DATE: March 2013 REVIEWED BY: HAB</p>		<p>PREPARED BY: BJS REVIEWED BY: JTB</p>									
<p>750 Greenfield Parkway, Garner, NC 27529</p>		<p>SCALE</p>		<p>REVISIONS</p> <table border="1"> <tr> <th>NO.</th> <th>DATE</th> <th>INIT.</th> <th>DATE</th> </tr> <tr> <td> </td> <td> </td> <td> </td> <td> </td> </tr> </table>		NO.	DATE	INIT.	DATE				
NO.	DATE	INIT.	DATE										
<p>H. Collier</p>		<p>3/22/13</p>		<p>DATE</p>									



SPLICE ENCLOSURE NO. 1-1							
INTERSECTION NO.	CL SHEET	CABLE X			CABLE Y		
		CABLE NO.	ALONG ROUTE	TO	CABLE NO.	ALONG ROUTE	TO
09-0627	CL B-278	1A	UNIVERSITY DR	HANES MILL RD	1A	STANLEYVILLE DR	OLD HOLLOW RD
09-0699	CL B-281	1D	HANES MILL RD	US-52	1D	HANES MILL RD	BETHANIA STATION RD
09-0806	CL B-288	1F	US-52	EXISTING DMS AT S1-3	1F	NC-65 (BETHANIA-RURAL HALL RD)	US 52 NB RAMPS
09-0641	CL B-288	1F	NC-65 (BETHANIA-RURAL HALL RD)	US 52 SB RAMPS	1F	NC-65 (BETHANIA-RURAL HALL RD)	FORUM PKWY



SPLICE ENCLOSURE NO. 1-2						
INTERSECTION NO.	CL SHEET	CABLE X				
		CABLE NO.	ALONG ROUTE	TO	CABLE NO.	ALONG ROUTE
09-0579	CL B-279	1A	STANLEYVILLE DR	UNIVERSITY PKWY		
09-0997	CL B-289	1F	NC-65 (BETHANIA-RURAL HALL RD)	US-52 NB RAMPS		
09-0359	CL B-280	1D	HANES MILL RD	MUSEUM DR		


14-MAR-2013 12:42 D:\transportation\Traffic\Curric\0002712 Winston Salem Sig Sys\Comms and ITS\Splice Diagrams\Phase B\F-5-01.dgn

LEGEND

(1) BLUE	(7) RED	X = FUSION SPLICE INDIVIDUAL FIBER
(2) ORANGE	(8) BLACK	C = CAP AND SEAL
(3) GREEN	(9) YELLOW	EXPRESS = EXPRESS ENTIRE BUFFER TUBE / FIBERS THROUGH WITHOUT CUTTING
(4) BROWN	(10) VIOLET	BUFFER SPLICE = SPLICE ALL FIBERS IN BUFFER TUBE COLOR TO COLOR
(5) SLATE	(11) ROSE	
(6) WHITE	(12) AQUA	

- NOTES**
- UNUSED FIBERS LEFT COILED AND STORED IN SPLICE TRAY
 - UNUSED BUFFER TUBES LEFT COILED AND STORED IN SPLICE ENCLOSURE
 - EDGE SWITCH CONFIGURATIONS ARE GENERIC. CONTRACTOR IS RESPONSIBLE FOR DETERMINING/ENSURING THE PROPER TERMINATIONS.

ATKINS 1616 EAST MILLBROOK ROAD, SUITE 310
RALEIGH, NORTH CAROLINA 27609
(919) 876-6888 NCBEES #F-0326


Prepared for the Offices of:

Winston-Salem Signal System
Fiber-Optic Splicing Details

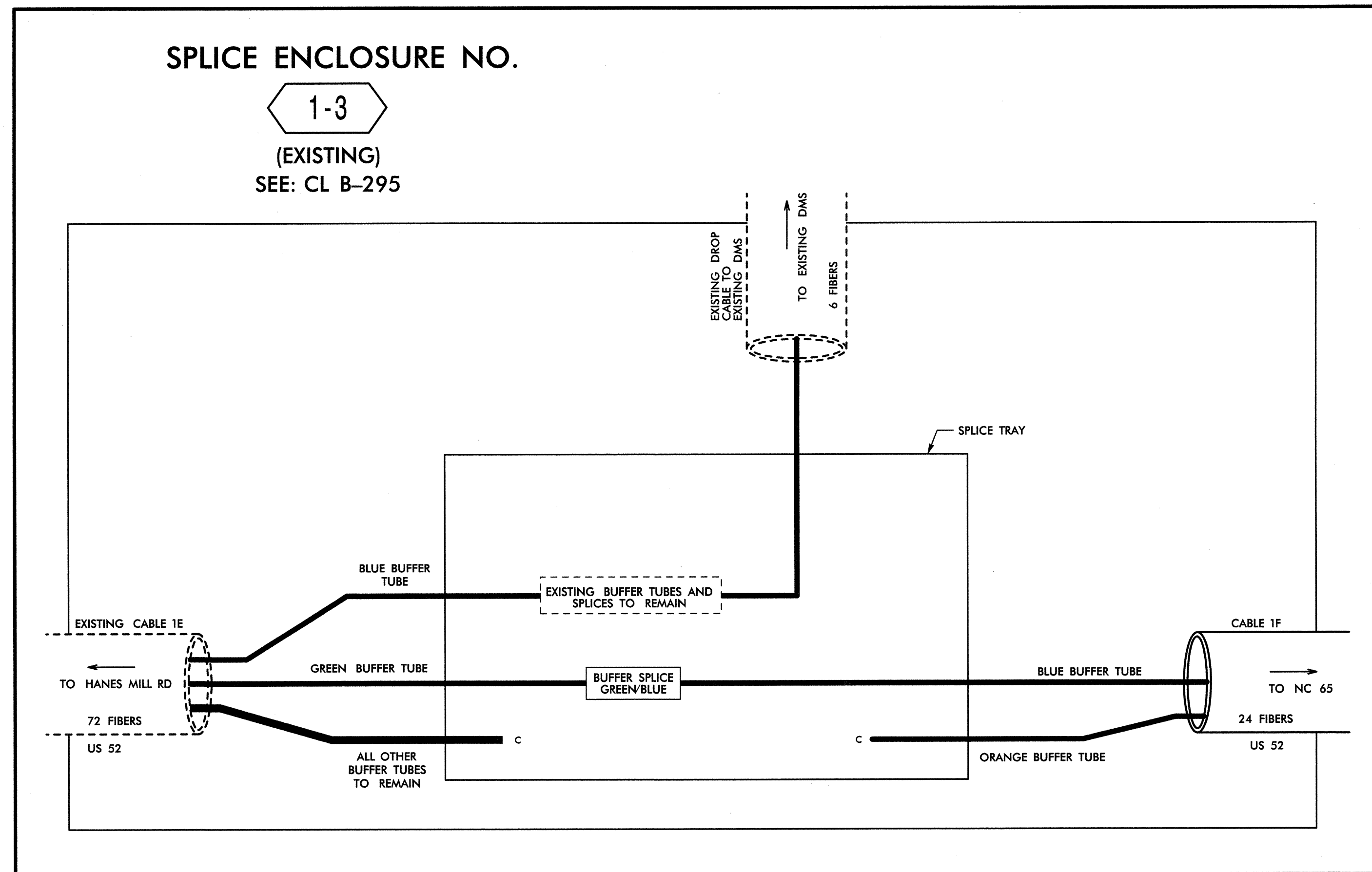
Division 09 Forsyth County Winston-Salem
 PLAN DATE: February 2013 REVIEWED BY: HAB
 PREPARED BY: BJS REVIEWED BY: JTB

750 Greenfield Parkway, Garner, NC 27529

SCALE	REVISIONS	INIT.	DATE
N.T.S.			

Alfred Baggett 3/22/13
SIGNATURE DATE
CADD Filename: FS-01.dgn





14-MAR-2013 12:42 O:\transport\at\Traffic\Curry\100022712 Winston Salem Sig Sys\Comms and ITS\Splice Diagrams\Phase B\F-S-02.dgn

ATKINS 1616 EAST MILLBROOK ROAD, SUITE 310
 RALEIGH, NORTH CAROLINA 27609
 (919) 876-6888 NCBES #F-0326

COLOR CODE	
(1) BLUE	(7) RED
(2) ORANGE	(8) BLACK
(3) GREEN	(9) YELLOW
(4) BROWN	(10) VIOLET
(5) SLATE	(11) ROSE
(6) WHITE	(12) AQUA

LEGEND

X = FUSION SPLICE INDIVIDUAL FIBER
 C = CAP AND SEAL

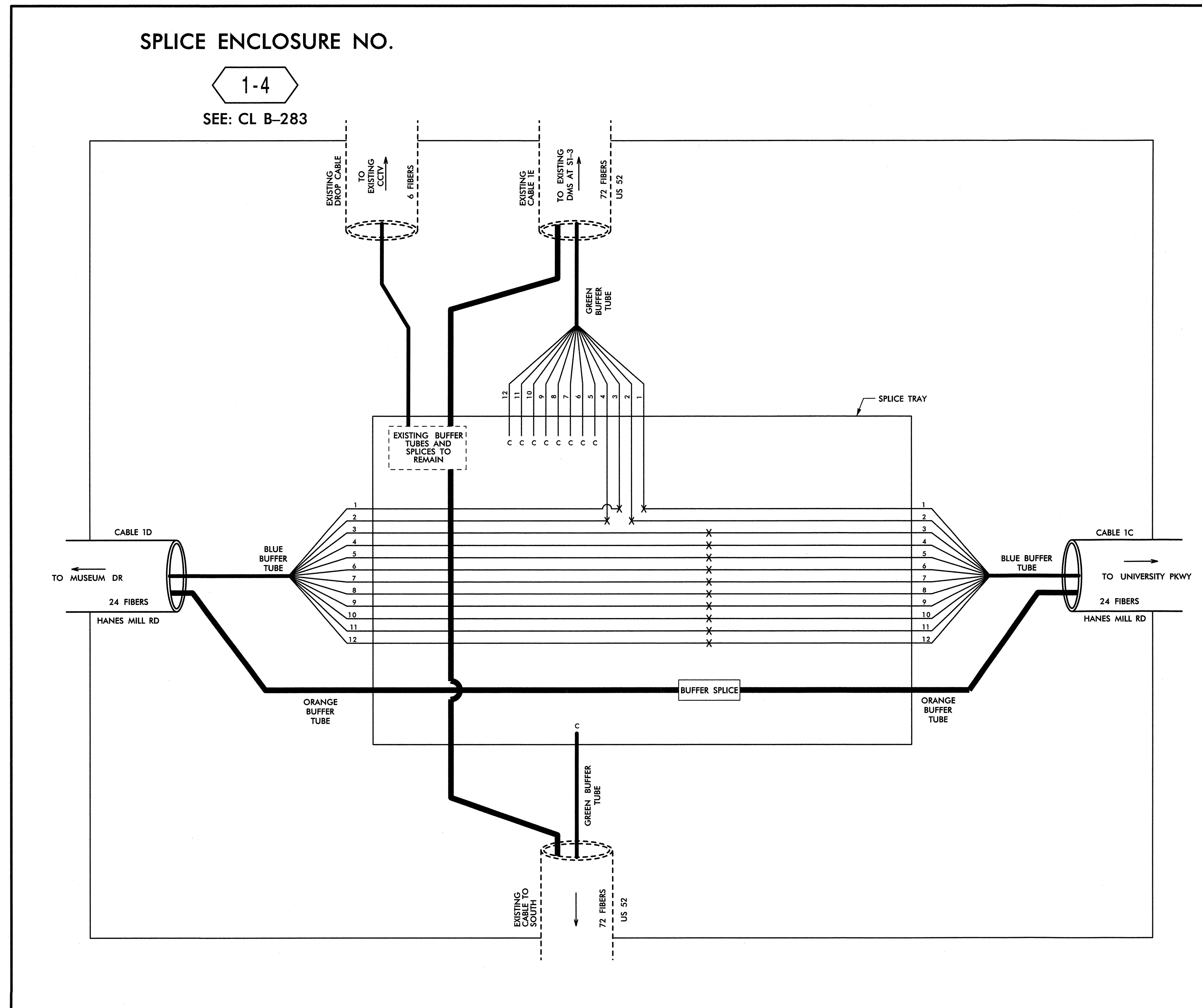
EXPRESS = EXPRESS ENTIRE BUFFER TUBE / FIBERS THROUGH WITHOUT CUTTING

BUFFER SPLICE = SPLICE ALL FIBERS IN BUFFER TUBE COLOR TO COLOR

- NOTES**
- UNUSED FIBERS LEFT COILED AND STORED IN SPLICE TRAY
 - UNUSED BUFFER TUBES LEFT COILED AND STORED IN SPLICE ENCLOSURE
 - EDGE SWITCH CONFIGURATIONS ARE GENERIC. CONTRACTOR IS RESPONSIBLE FOR DETERMINING/ENSURING THE PROPER TERMINATIONS.

	Winston-Salem Signal System Fiber-Optic Splicing Details	
	Division 09 Forsyth County Winston-Salem PLAN DATE: February 2013 PREPARED BY: BJS	REVIEWED BY: HAB REVIEWED BY: JTB
SCALE N.T.S.	REVISIONS _____ _____ _____	INIT. DATE _____ _____ _____
Signature: <i>H. Alfred Bavolet</i> 3/22/13 DATE		SEAL NORTH CAROLINA PROFESSIONAL ENGINEER SEAL 19962 ALFRED BAVOLET

CADD Filename: FS-02.dgn



14-MAR-2013 12:42 0:\transportation\Traffic\Cur\100022712 Winston Salem Sig Sys\Comms and ITS\Splice Diagrams\Phase B\F-5-03.dgn 13833

ATKINS 1616 EAST MILLBROOK ROAD, SUITE 310
RALEIGH, NORTH CAROLINA 27609
(919) 876-6888 NCBEEES #F-0326

LEGEND

COLOR CODE TIA/EIA 598-B	
(1) BLUE	(7) RED
(2) ORANGE	(8) BLACK
(3) GREEN	(9) YELLOW
(4) BROWN	(10) VIOLET
(5) SLATE	(11) ROSE
(6) WHITE	(12) AQUA

X = FUSION SPLICE INDIVIDUAL FIBER
C = CAP AND SEAL

EXPRESS = EXPRESS ENTIRE BUFFER TUBE / FIBERS THROUGH WITHOUT CUTTING

BUFFER SPLICE = SPLICE ALL FIBERS IN BUFFER TUBE COLOR TO COLOR

- NOTES**
- UNUSED FIBERS LEFT COILED AND STORED IN SPLICE TRAY
 - UNUSED BUFFER TUBES LEFT COILED AND STORED IN SPLICE ENCLOSURE
 - EDGE SWITCH CONFIGURATIONS ARE GENERIC. CONTRACTOR IS RESPONSIBLE FOR DETERMINING/ENSURING THE PROPER TERMINATIONS.

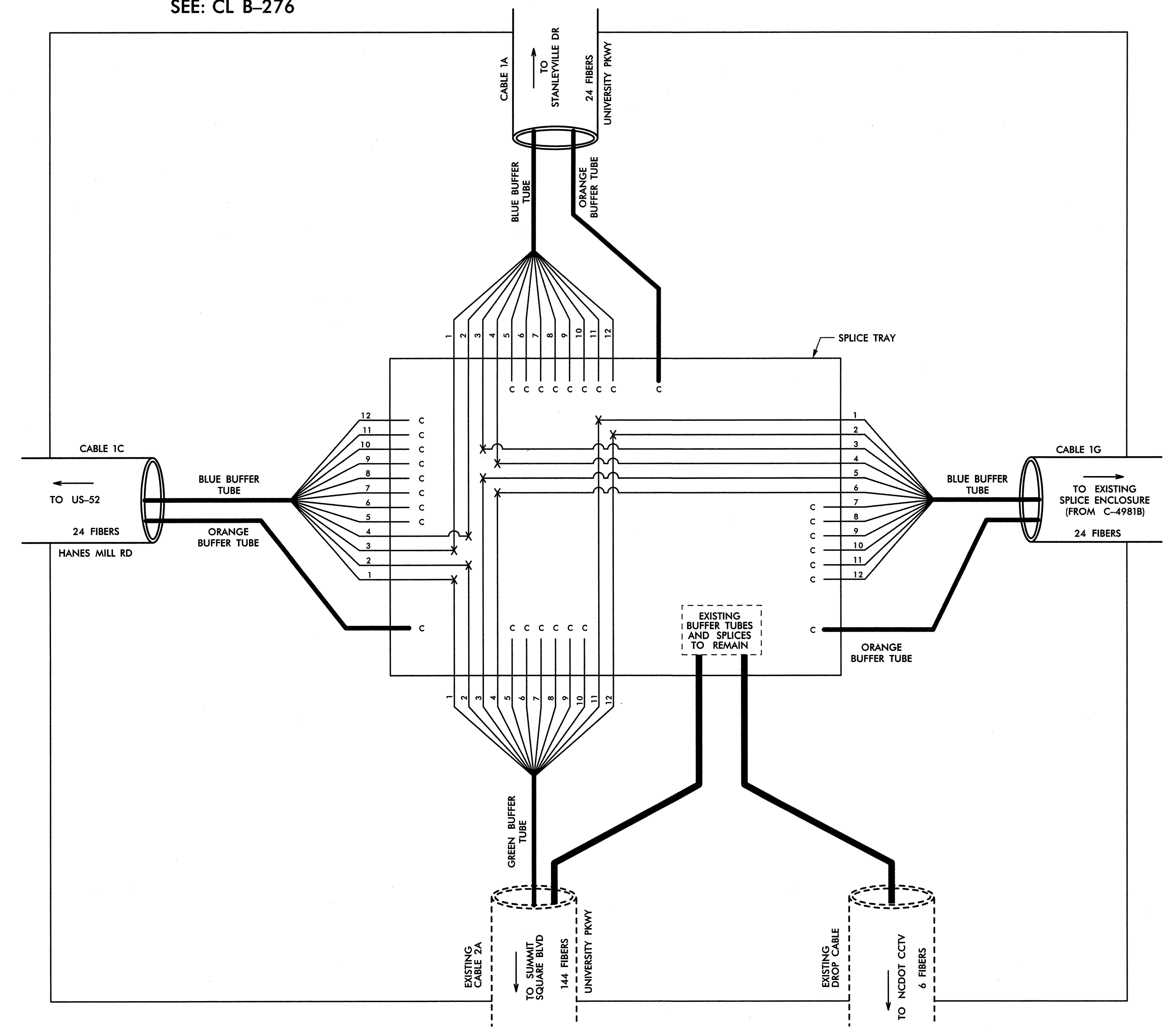
	Winston-Salem Signal System Fiber-Optic Splicing Details	
	Division 09	Forsyth County Winston-Salem
PLAN DATE: February 2013	REVIEWED BY: HAB	
PREPARED BY: BJS	REVIEWED BY: JTB	
SCALE: N.T.S.	REVISIONS	INIT. DATE

Signature: *H. Alfred Baggett* 3/22/13
 Date: 3/22/13
 CADD Filename: FS-03.dgn

SPLICE ENCLOSURE NO.

1-5A

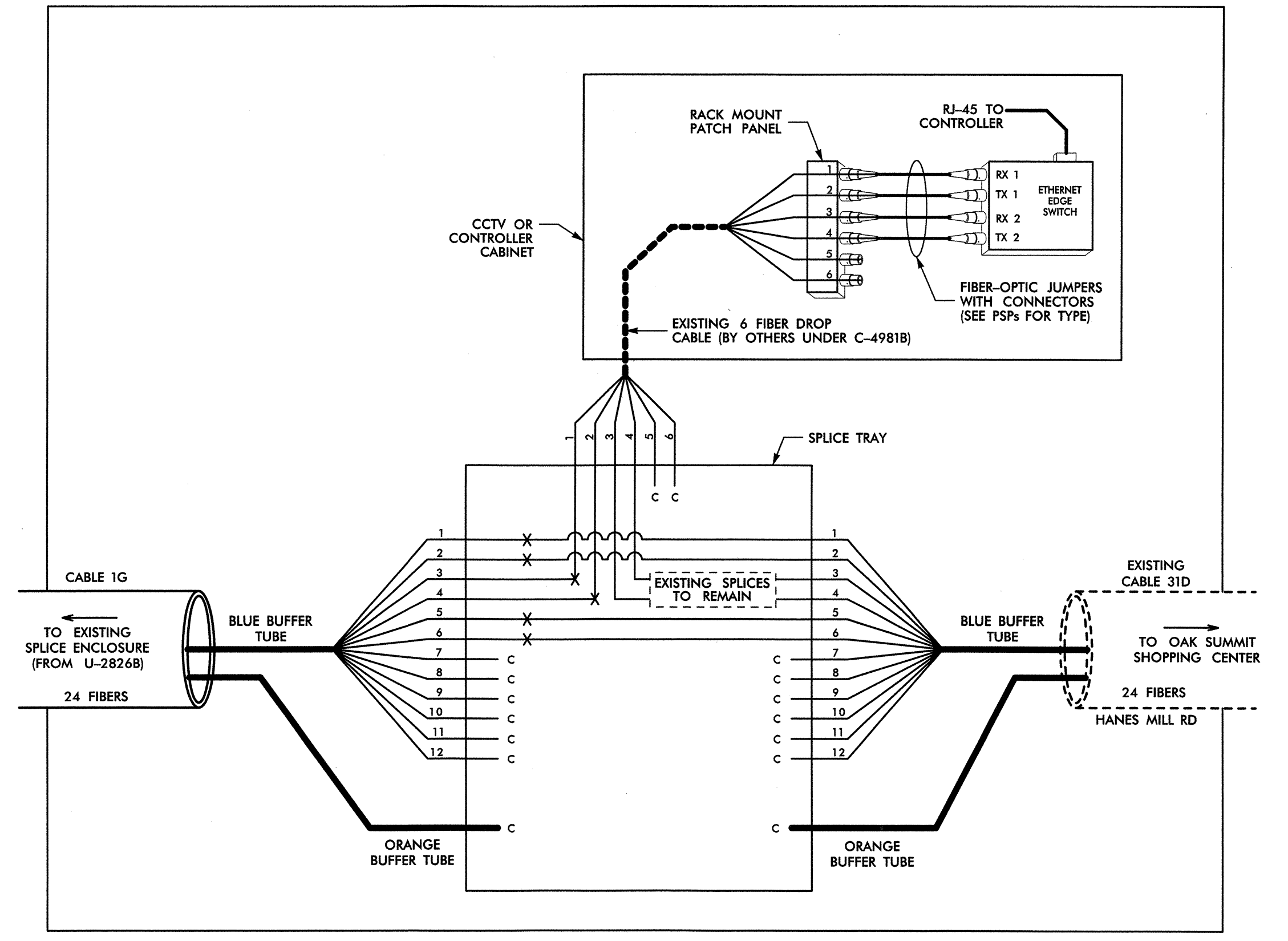
(EXISTING FROM U-2826B)
SEE: CL B-276



SPLICE ENCLOSURE NO.

1-5B

(EXISTING FROM C-4981B)
SEE: CL B-276



14-MAR-2013 12:42 D:\Projects\104101\Traffic\Cur\100022712\Winston Salem Sigs\Systems and ITS\501\Loc Diagrams\Phase B\F-S-04.dgn

LEGEND

COLOR CODE TIA/EIA 598-B	
(1) BLUE	(7) RED
(2) ORANGE	(8) BLACK
(3) GREEN	(9) YELLOW
(4) BROWN	(10) VIOLET
(5) SLATE	(11) ROSE
(6) WHITE	(12) AQUA

X = FUSION SPLICE INDIVIDUAL FIBER
C = CAP AND SEAL

EXPRESS = EXPRESS ENTIRE BUFFER TUBE / FIBERS THROUGH WITHOUT CUTTING

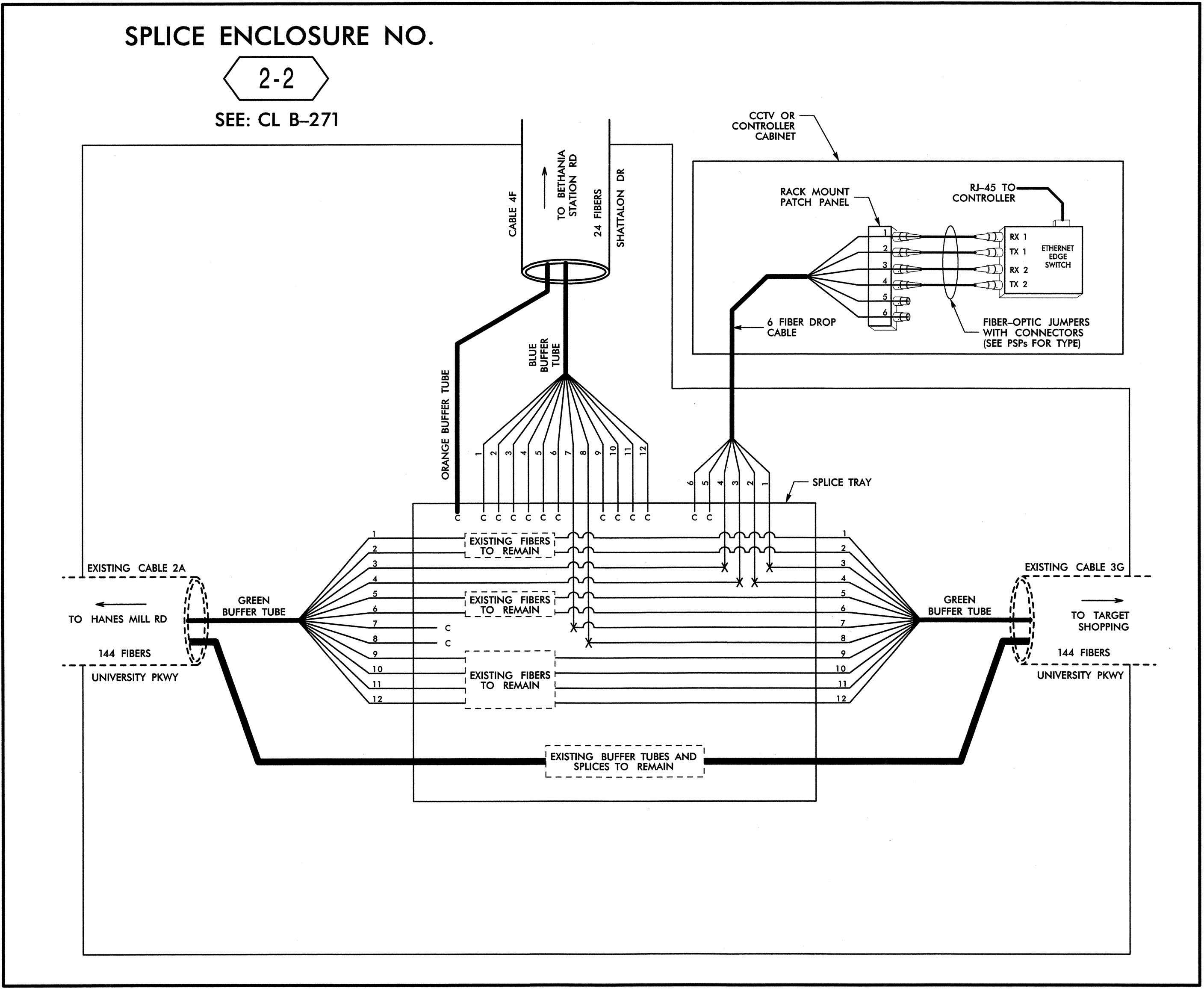
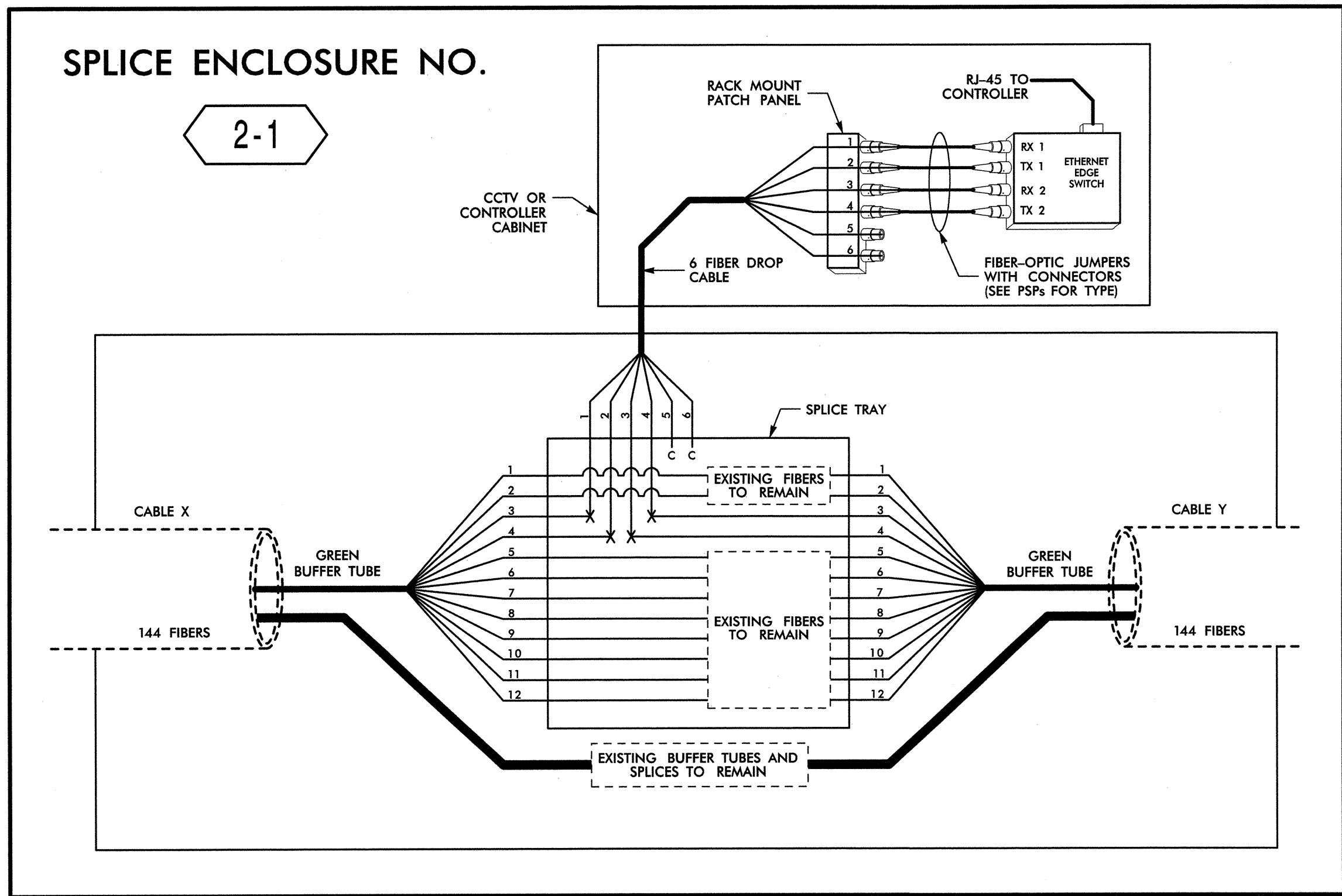
BUFFER SPLICE = SPLICE ALL FIBERS IN BUFFER TUBE COLOR TO COLOR

NOTES

- UNUSED FIBERS LEFT COILED AND STORED IN SPLICE TRAY
- UNUSED BUFFER TUBES LEFT COILED AND STORED IN SPLICE ENCLOSURE
- EDGE SWITCH CONFIGURATIONS ARE GENERIC. CONTRACTOR IS RESPONSIBLE FOR DETERMINING/ENSURING THE PROPER TERMINATIONS.

ATKINS 1616 EAST MILLBROOK ROAD, SUITE 310
RALEIGH, NORTH CAROLINA 27609
(919) 876-6888 NCBEES #F-0326

	Prepared for the Offices of: Winston-Salem Signal System Fiber-Optic Splicing Details		
	Division 09 Forsyth County Winston-Salem PLAN DATE: February 2013 REVIEWED BY: HAB	PREPARED BY: BJS REVIEWED BY: JTB	
SCALE N.T.S.	SIGNATURE: <i>H. Alfred Badgett 3/22/13</i> DATE:		CADD Filename: FS-04.dgn



SPLICE ENCLOSURE NO. 2-1

INTERSECTION NO.	CL SHEET	CABLE X				CABLE Y			
		CABLE NO.	ALONG ROUTE	TO	CABLE NO.	ALONG ROUTE	TO		
09-0967	CL B-275	2A	UNIVERSITY PKWY	US-52 NB RAMP	2A	UNIVERSITY PKWY	HANES MILL RD		
09-0798	CL B-274	2A	UNIVERSITY PKWY	US-52 SB RAMP	2A	UNIVERSITY PKWY	SUMMIT SQUARE BLVD		
09-0651	CL B-274	2A	UNIVERSITY PKWY	ROBIN WOOD LN	2A	UNIVERSITY PKWY	US-52 NB RAMP		
09-1176	CL B-270	3G	UNIVERSITY PKWY	BETHABARA PARK BLVD	3G	UNIVERSITY PKWY	SHATTALON DR		
09-0720	CL B-268	3G	UNIVERSITY PKWY	NORTH PARK BLVD	3G	UNIVERSITY PKWY	TARGET SHOPPING		

14-MAR-2013 12:42 O:\w\transport\101\ton\tr\c\cur\100022712\Winston Salem Sfg_Sys\Comms and ITS\Splice Diagrams\Phase B\F-5-05.dgn 13833

LEGEND

COLOR CODE	
TIA/EIA	598-B
(1) BLUE	(7) RED
(2) ORANGE	(8) BLACK
(3) GREEN	(9) YELLOW
(4) BROWN	(10) VIOLET
(5) SLATE	(11) ROSE
(6) WHITE	(12) AQUA

X = FUSION SPLICE INDIVIDUAL FIBER
C = CAP AND SEAL

EXPRESS = EXPRESS ENTIRE BUFFER TUBE/FIBERS THROUGH WITHOUT CUTTING

BUFFER SPLICE = SPLICE ALL FIBERS IN BUFFER TUBE COLOR TO COLOR

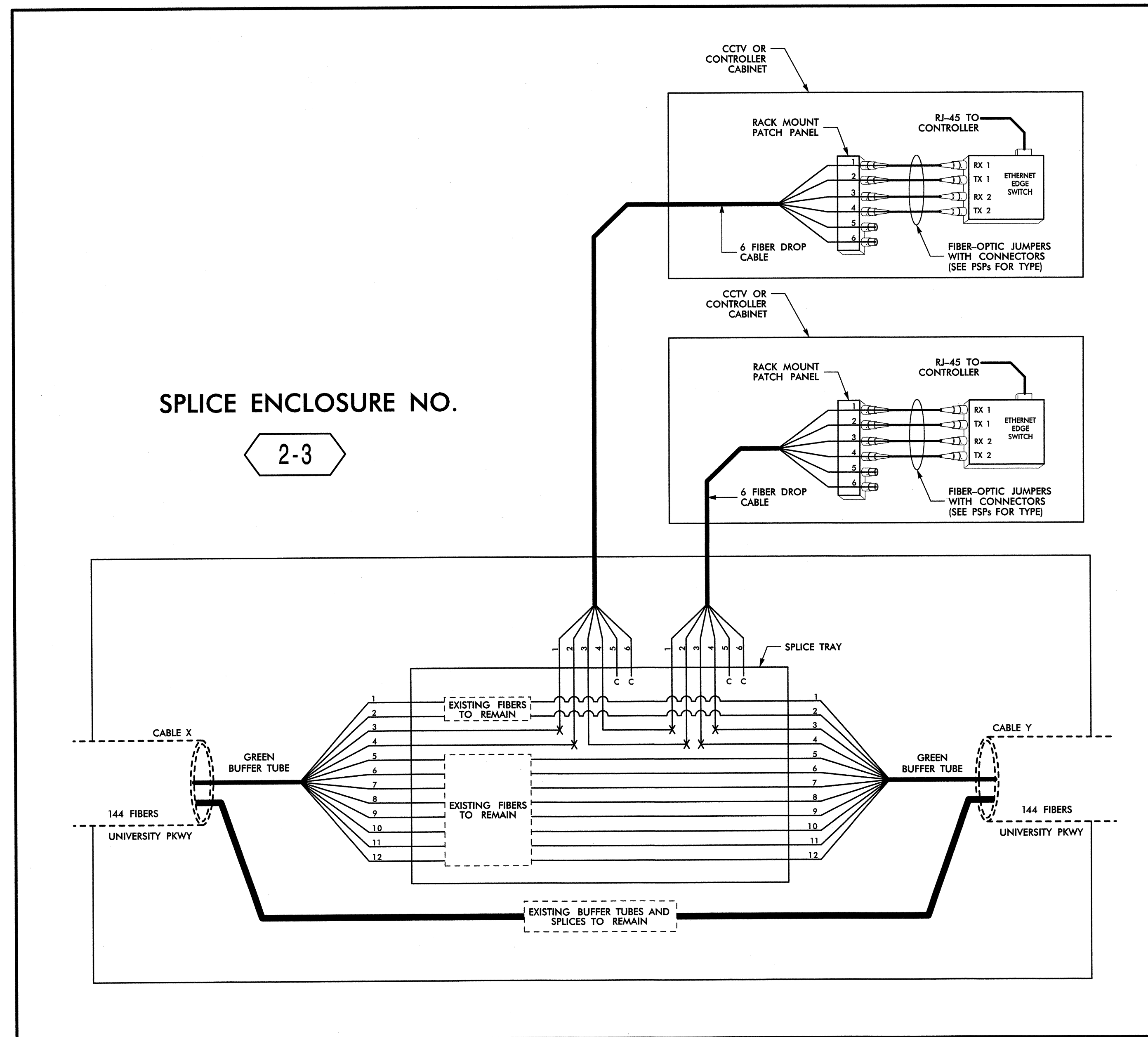
NOTES

- UNUSED FIBERS LEFT COILED AND STORED IN SPLICE TRAY
- UNUSED BUFFER TUBES LEFT COILED AND STORED IN SPLICE ENCLOSURE
- EDGE SWITCH CONFIGURATIONS ARE GENERIC. CONTRACTOR IS RESPONSIBLE FOR DETERMINING/ENSURING THE PROPER TERMINATIONS.

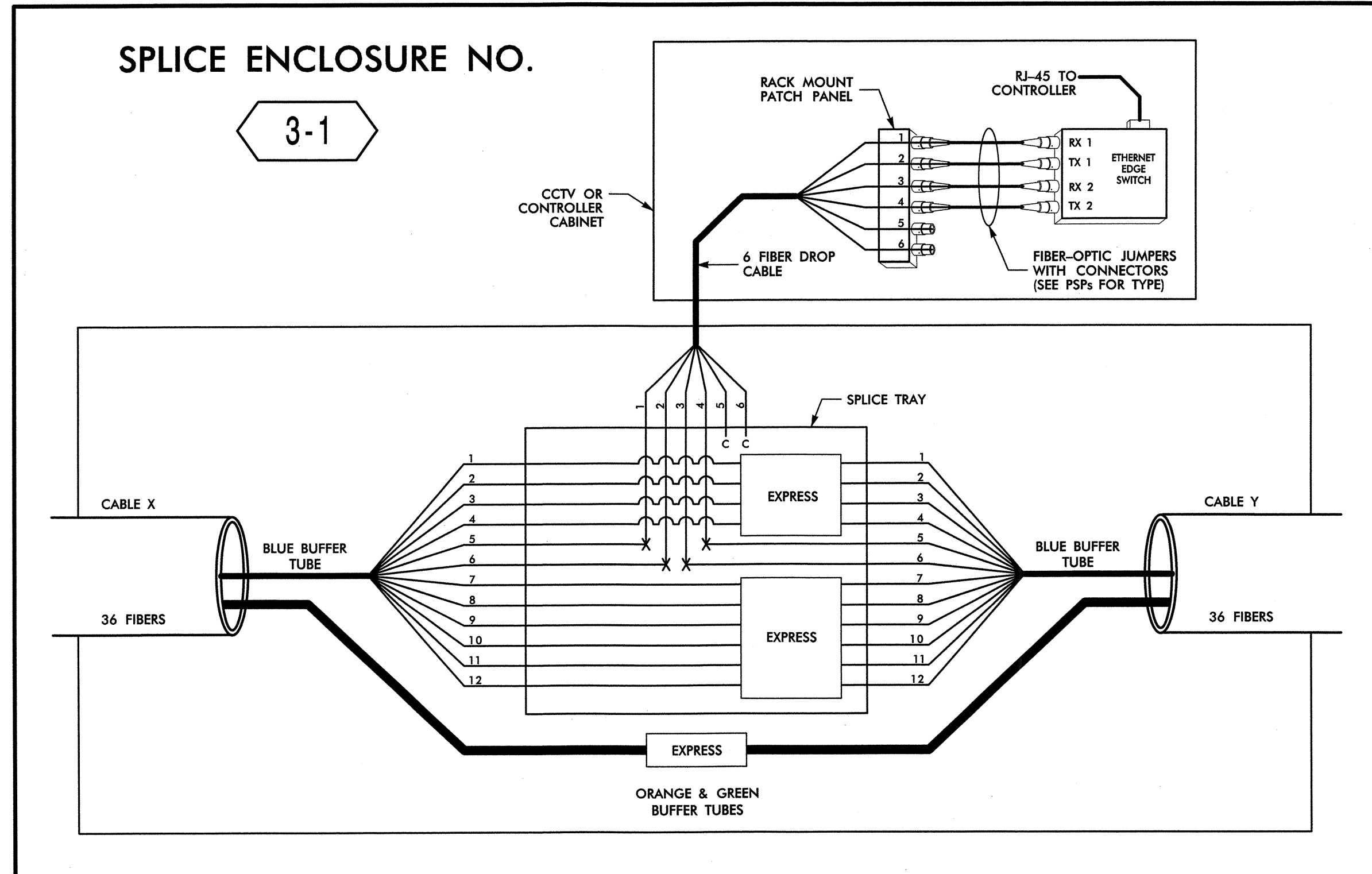
ATKINS 1616 EAST MILLBROOK ROAD, SUITE 310
RALEIGH, NORTH CAROLINA 27609
(919) 876-6888 NCBEES #F-0326

	Prepared for the Offices of: 		Winston-Salem Signal System Fiber-Optic Splicing Details		SEAL NORTH CAROLINA PROFESSIONAL ENGINEER SEAL 19962 ALFRED BADGETT, III
	Division 09 Forsyth County Winston-Salem		PLAN DATE: February 2013 REVIEWED BY: HAB PREPARED BY: BJS REVIEWED BY: JTB		
SCALE: N.T.S.		REVISIONS:		INIT. DATE	
		SIGNATURE: <i>H. Alfred Badgett</i> 3/22/13		DATE:	

CADD Filename: FS-05.dgn



SPLICE ENCLOSURE NO. 2-3							
INTERSECTION NO.	CL SHEET	CABLE X			CABLE Y		
		CABLE NO.	ALONG ROUTE	TO	CABLE NO.	ALONG ROUTE	TO
09-0650 / 09-0611	CL B-272	2A	UNIVERSITY PKWY	SHATTALON DR	2A	UNIVERSITY PKWY	US 52 EB RAMP
09-0278	CL B-266	3G	UNIVERSITY PKWY	BETHABARA RD	3G	UNIVERSITY PKWY	BETHABARA PARK BLVD



SPLICE ENCLOSURE NO. 3-1							
INTERSECTION NO.	CL SHEET	CABLE X			CABLE Y		
		CABLE NO.	ALONG ROUTE	TO	CABLE NO.	ALONG ROUTE	TO
C-338	CL B-258	3D	BETHABARA RD	SILAS CREEK PKWY	3D	BETHABARA RD	UNIVERSITY PKWY
09-0732	CL B-255	3D	SILAS CREEK PKWY	FAIRLAWN DR	3D	BETHABARA RD	HAYES FOREST DR
09-0731	CL B-253	3D	FAIRLAWN DR	REYNOLDA RD	3D	SILAS CREEK PKWY	BETHABARA RD
C-271	CL B-217	3H	REYNOLDA RD	COLISEUM DR	3H	REYNOLDA RD	NC-67 (WAKE FOREST RD)
C-034	CL B-220	3I	REYNOLDA RD	NORTHWEST BLVD	3I	REYNOLDA RD	COLISEUM DR

LEGEND

COLOR CODE TIA/EIA 598-B	X = FUSION SPLICE INDIVIDUAL FIBER
(1) BLUE (7) RED	C = CAP AND SEAL
(2) ORANGE (8) BLACK	EXPRESS = EXPRESS ENTIRE BUFFER TUBE / FIBERS THROUGH WITHOUT CUTTING
(3) GREEN (9) YELLOW	BUFFER SPLICE = SPLICE ALL FIBERS IN BUFFER TUBE COLOR TO COLOR
(4) BROWN (10) VIOLET	
(5) SLATE (11) ROSE	
(6) WHITE (12) AQUA	

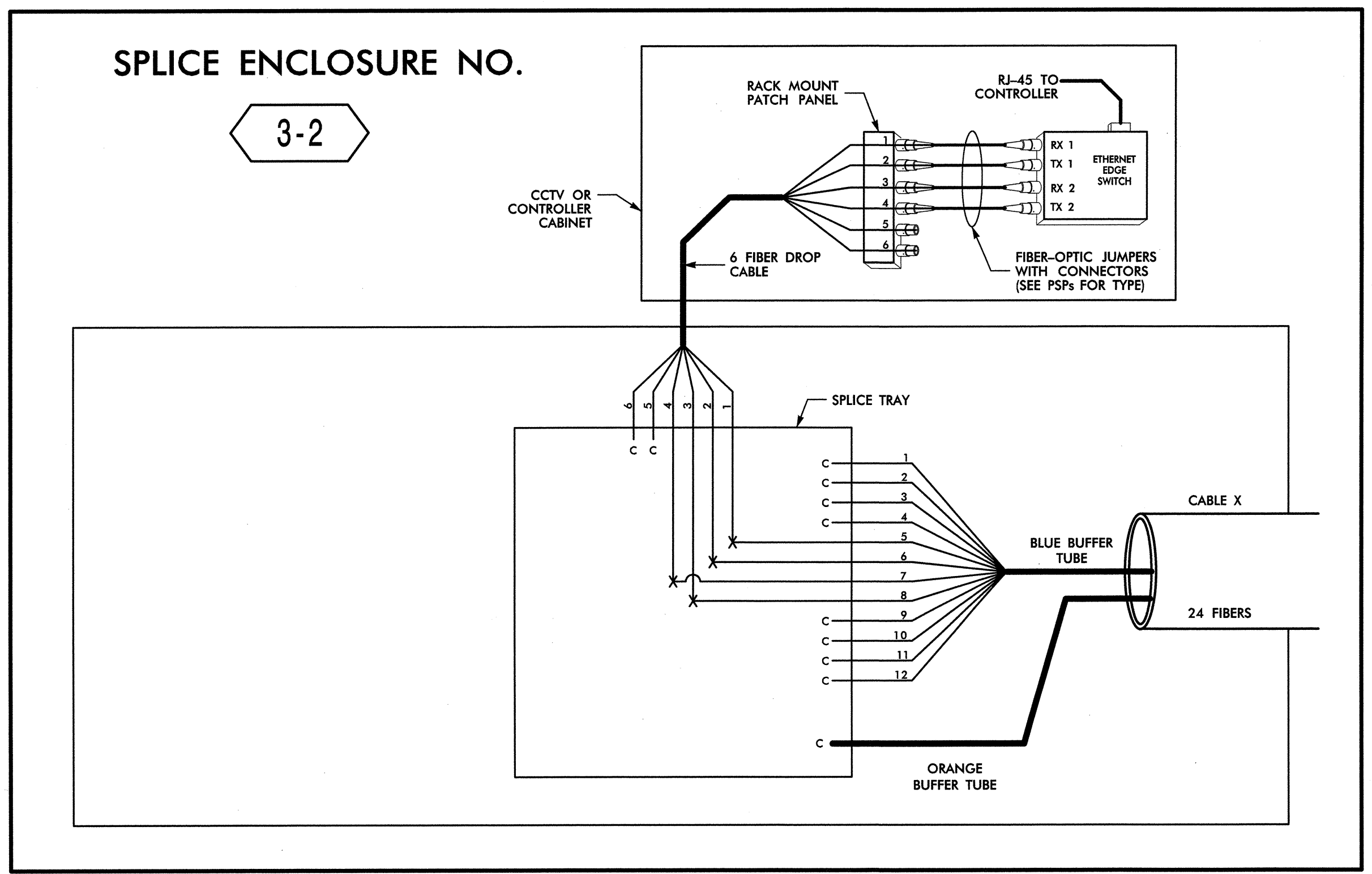
NOTES

- UNUSED FIBERS LEFT COILED AND STORED IN SPLICE TRAY
- UNUSED BUFFER TUBES LEFT COILED AND STORED IN SPLICE ENCLOSURE
- EDGE SWITCH CONFIGURATIONS ARE GENERIC. CONTRACTOR IS RESPONSIBLE FOR DETERMINING/ENSURING THE PROPER TERMINATIONS.

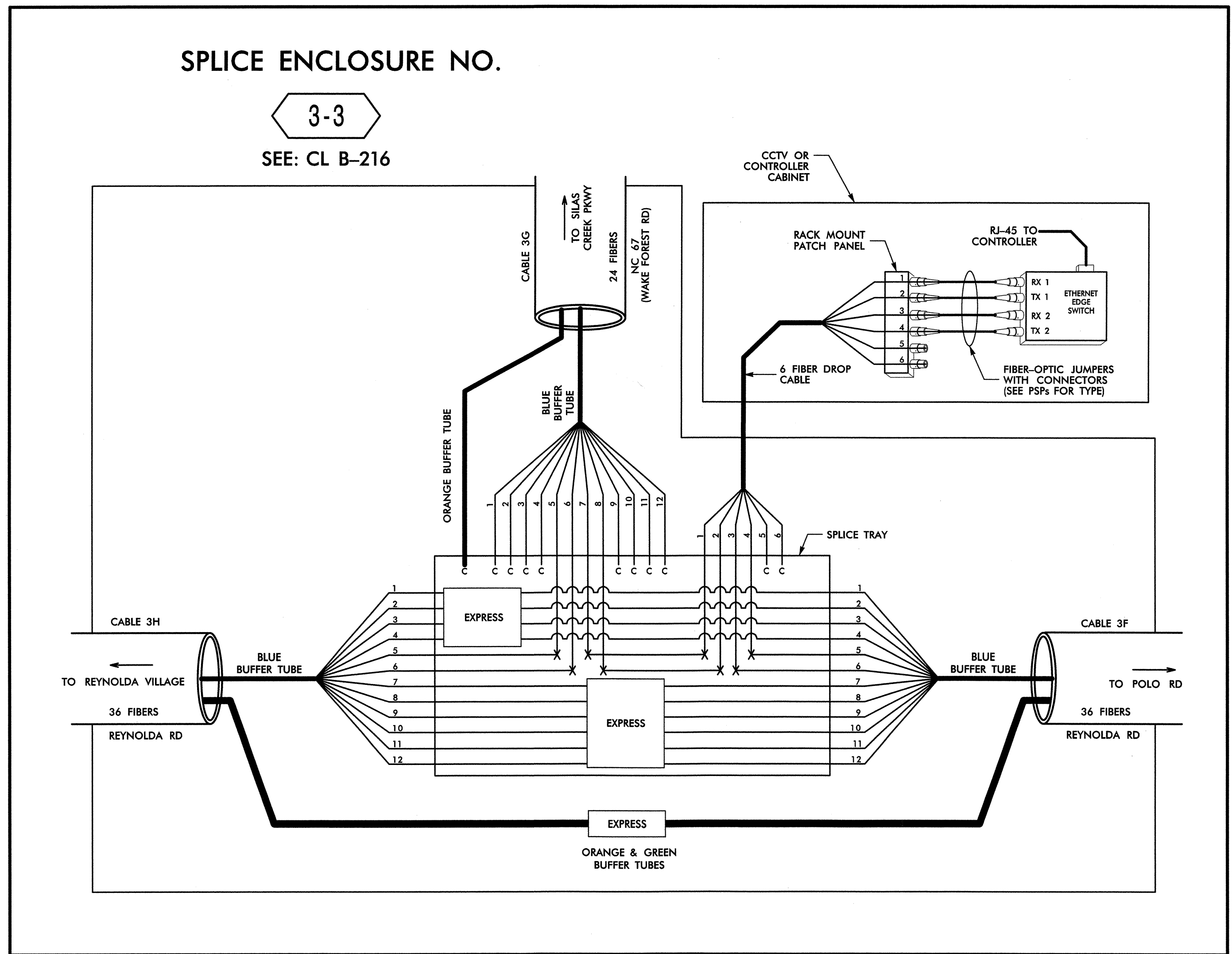
ATKINS 1616 EAST MILLBROOK ROAD, SUITE 310
RALEIGH, NORTH CAROLINA 27609
(919) 876-6888 NCBEES #F-0326

	Winston-Salem Signal System Fiber-Optic Splicing Details	
	Division 09 Forsyth County Winston-Salem PLAN DATE: February 2013 REVIEWED BY: HAB PREPARED BY: BJS REVIEWED BY: JTB	SCALE: N.T.S. REVISIONS: _____ INIT. DATE: _____ SIGNATURE: <i>H. Alfred Baddiel</i> 3/22/13 DATE: _____ CADD File name: FS-06.dgn

14-MAR-2013 12:42:03 J:\transportation\Trafic\Curran\100022712 Winston Salem Stg Sys\Comms and ITS\Splice Diagrams\Phase B\F-06.dgn 13833



SPLICE ENCLOSURE NO. 3-2				
INTERSECTION NO.	CL SHEET	CABLE NO.	ALONG ROUTE	TO
C-231	CL B-259	3B	LONG DR	UNIVERSITY PKWY
09-0811	CL B-251	3G	NC-67 (WAKE FOREST RD)	REYNOLDA RD




14-MAR-2013 12:42 0:\jtronspor\tdt\on\tr\off\c\curr\100022712 Winston Salem Sfg_Sys\Comms and ITS\Splice Diagrams\Phase B\F-5-07.dgn

LEGEND

COLOR CODE TIA/EIA 598-B	X = FUSION SPLICE INDIVIDUAL FIBER
(1) BLUE	C = CAP AND SEAL
(2) ORANGE	EXPRESS = EXPRESS ENTIRE BUFFER TUBE/FIBERS THROUGH WITHOUT CUTTING
(3) GREEN	BUFFER SPLICE = SPLICE ALL FIBERS IN BUFFER TUBE COLOR TO COLOR
(4) BROWN	
(5) SLATE	
(6) WHITE	
(7) RED	
(8) BLACK	
(9) YELLOW	
(10) VIOLET	
(11) ROSE	
(12) AQUA	

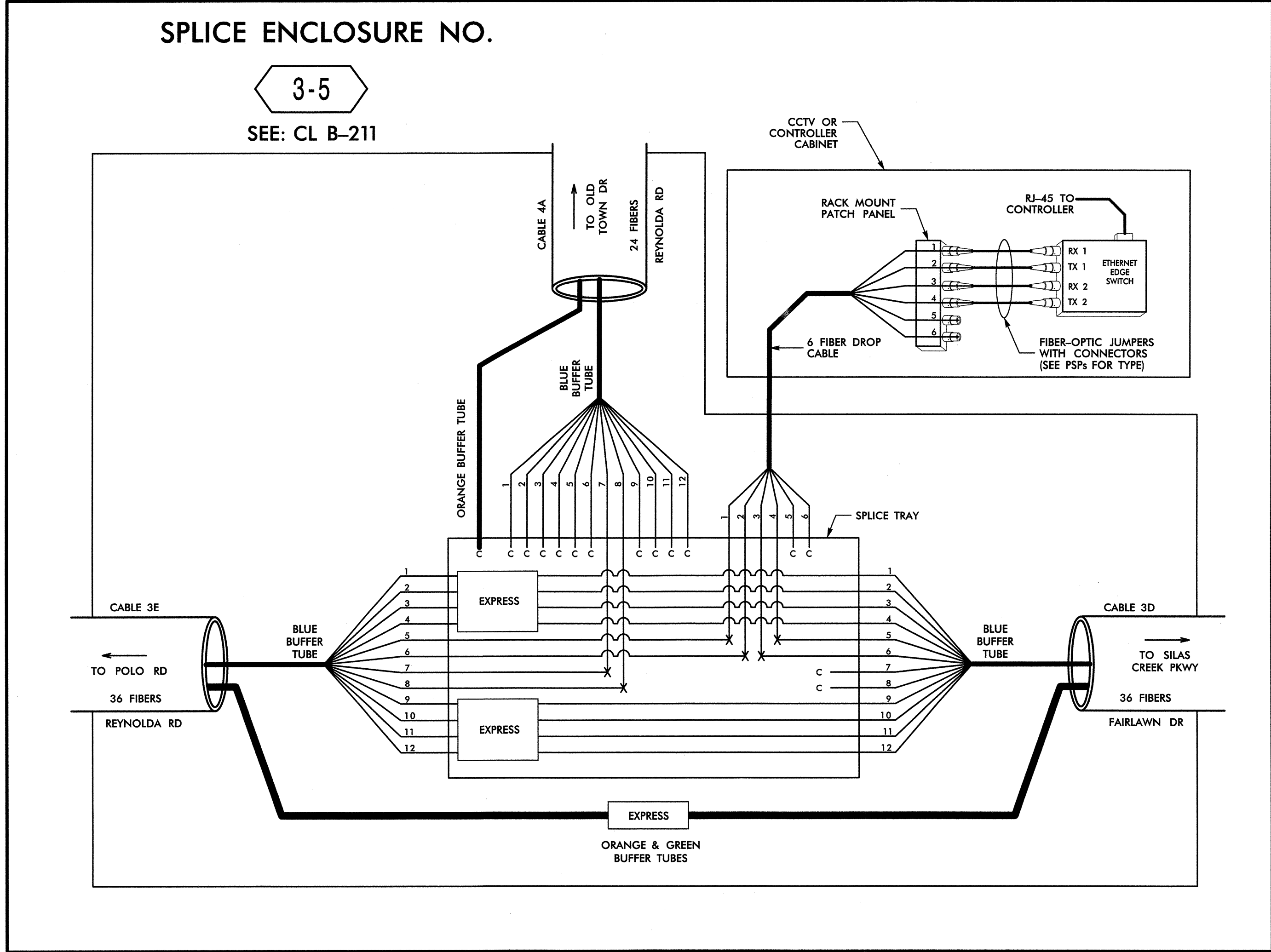
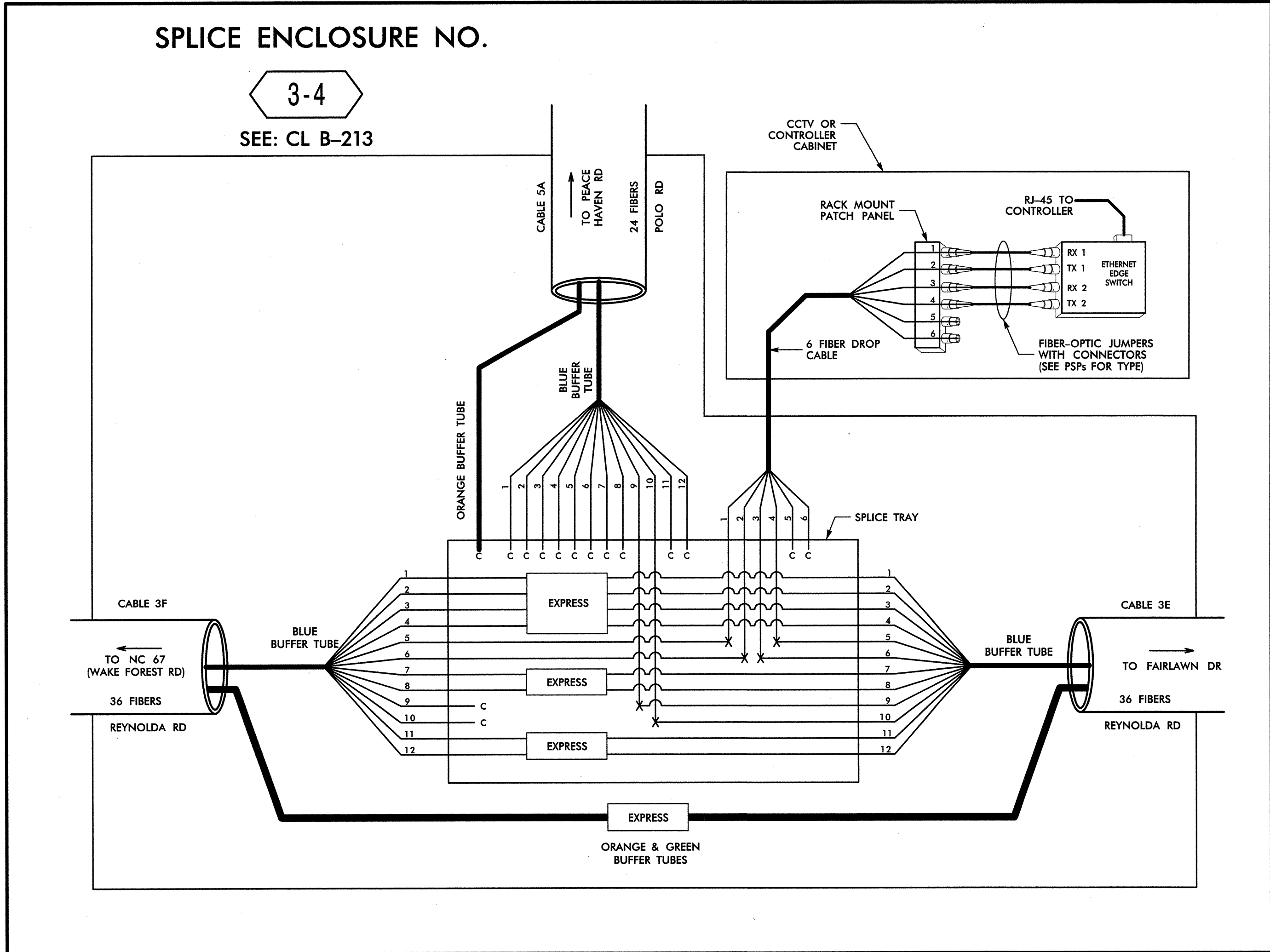
- NOTES**
- UNUSED FIBERS LEFT COILED AND STORED IN SPLICE TRAY
 - UNUSED BUFFER TUBES LEFT COILED AND STORED IN SPLICE ENCLOSURE
 - EDGE SWITCH CONFIGURATIONS ARE GENERIC. CONTRACTOR IS RESPONSIBLE FOR DETERMINING/ENSURING THE PROPER TERMINATIONS.

ATKINS 1616 EAST MILLBROOK ROAD, SUITE 310
RALEIGH, NORTH CAROLINA 27809
(919) 876-6888 NCBEE# #F-0326

Prepared for the Offices of:

**Winston-Salem Signal System
Fiber-Optic
Splicing Details**

Division 09 Forsyth County Winston-Salem
 PLAN DATE: February 2013 REVIEWED BY: HAB
 PREPARED BY: BJS REVIEWED BY: JTB

750 Greenfield Parkway, Garner, NC 27529
 SCALE: N.T.S.
 REVISIONS: _____ INIT. DATE _____
 SIGNATURE: *H. Colwell* DATE: 3/22/13
 SEAL: NORTH CAROLINA PROFESSIONAL ENGINEER SEAL 19862 ALFRED BAUGHN
 CADD Filename: FS-07.dgn



14-MAR-2013 12:42 O:\tr\transportation\Traffic\Curran\00022712 Winston Salem Sig Sys\Comms and ITS\Splice Diagrams\Phase B\FS-08.dgn 13833

COLOR CODE TIA/EIA 598-B	
(1) BLUE	(7) RED
(2) ORANGE	(8) BLACK
(3) GREEN	(9) YELLOW
(4) BROWN	(10) VIOLET
(5) SLATE	(11) ROSE
(6) WHITE	(12) AQUA

X	= FUSION SPLICE INDIVIDUAL FIBER
C	= CAP AND SEAL
EXPRESS	= EXPRESS ENTIRE BUFFER TUBE/FIBERS THROUGH WITHOUT CUTTING
BUFFER SPLICE	= SPLICE ALL FIBERS IN BUFFER TUBE COLOR TO COLOR

- #### NOTES
- UNUSED FIBERS LEFT COILED AND STORED IN SPLICE TRAY
 - UNUSED BUFFER TUBES LEFT COILED AND STORED IN SPLICE ENCLOSURE
 - EDGE SWITCH CONFIGURATIONS ARE GENERIC. CONTRACTOR IS RESPONSIBLE FOR DETERMINING/ENSURING THE PROPER TERMINATIONS.

750 Greenfield Parkway, Garner, NC 27529

ATKINS

1616 EAST MILLBROOK ROAD, SUITE 310
RALEIGH, NORTH CAROLINA 27609
(919) 876-6888 NCBES #F-0326

SEAL

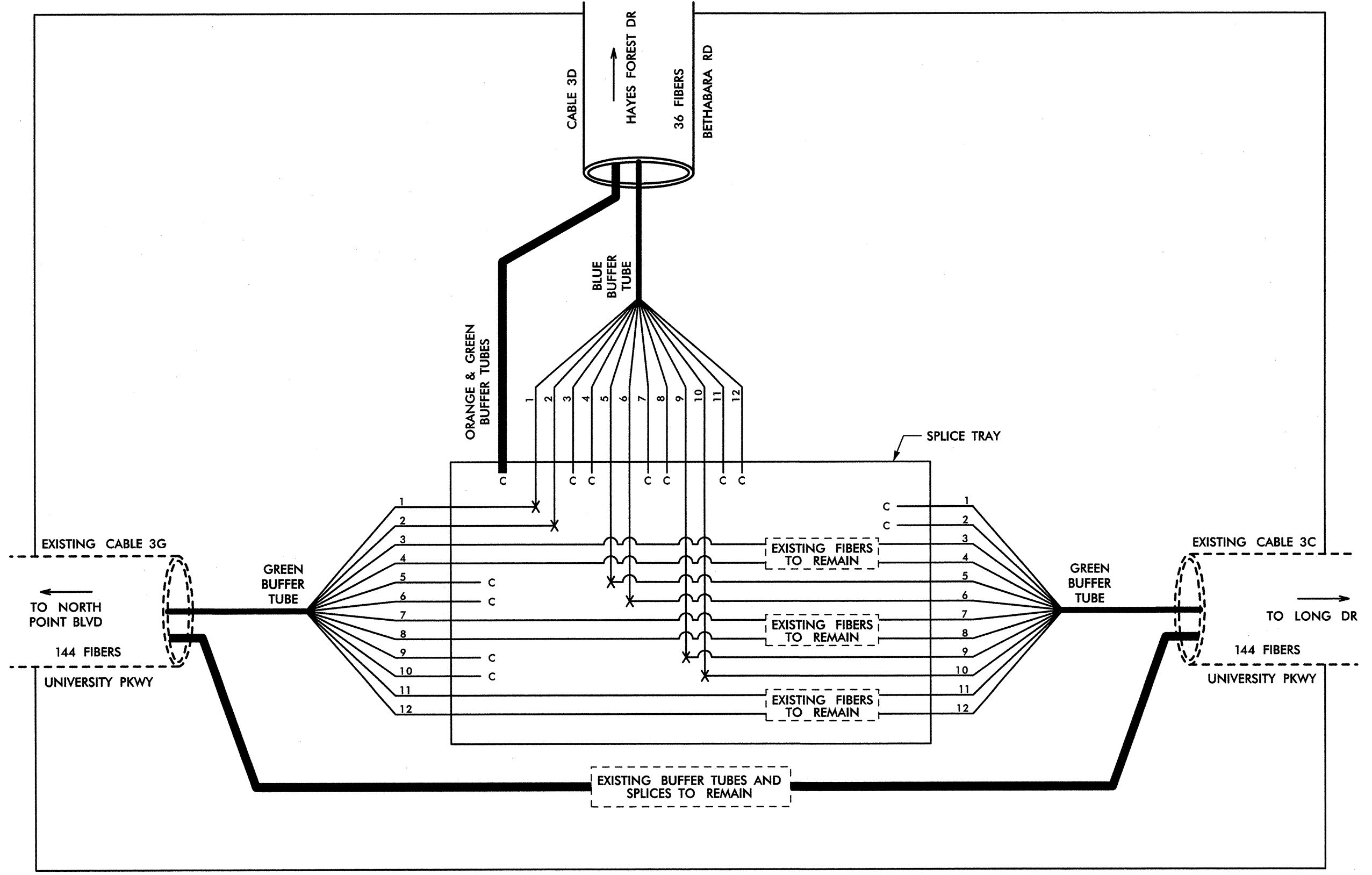
Winston-Salem Signal System Fiber-Optic Splicing Details	
Division 09 Forsyth County Winston-Salem	
PLAN DATE: February 2013	REVIEWED BY: HAB
PREPARED BY: BJS	REVIEWED BY: JTB
SCALE: N.T.S.	DATE: _____
REVISIONS:	INIT. DATE

Signature: *H. Alfred Badgett* 3/22/13
 Date: _____
 CADD Filename: FS-08.dgn

SPLICE ENCLOSURE NO.

3-6

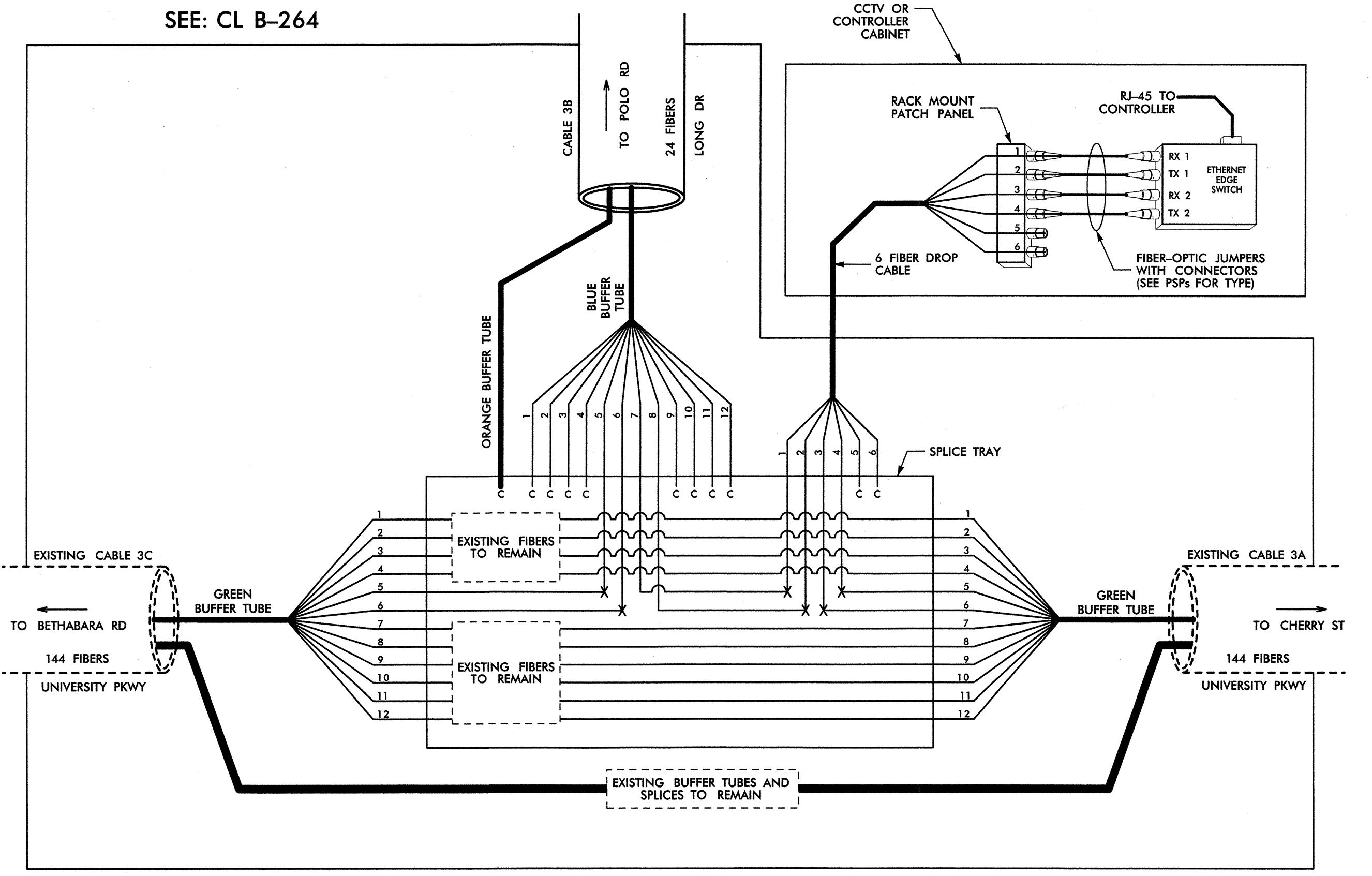
SEE: CL B-264



SPLICE ENCLOSURE NO.

3-7

SEE: CL B-264



18-MAR-2013 13:40 D:\Transportation\Traffic\100022712 Winston Salem Sig Sys\Comms and ITS\Splice Diagrams\Phase B\F5-09.dgn

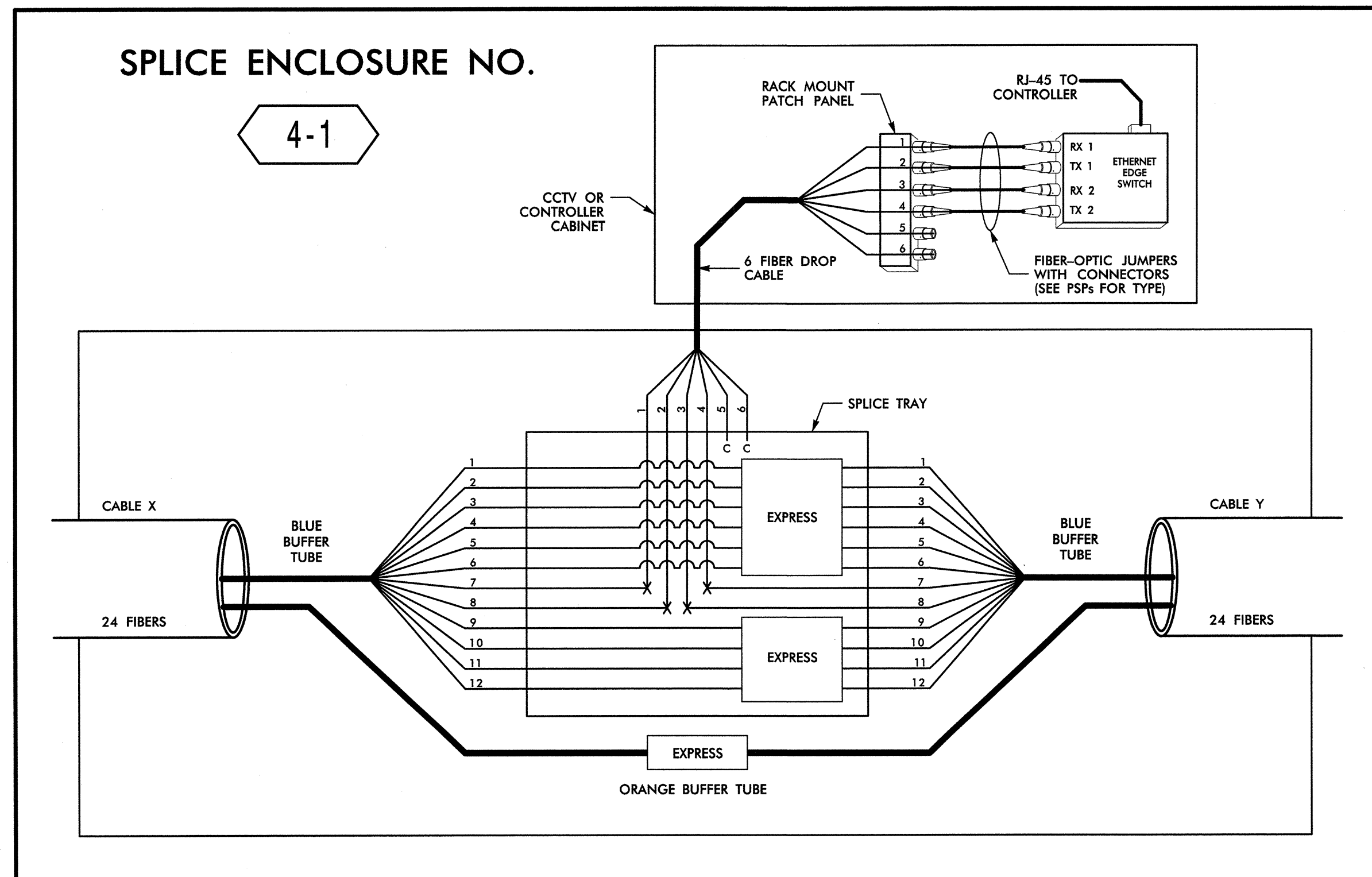
LEGEND

COLOR CODE TIA/EIA 598-B	X = FUSION SPLICE INDIVIDUAL FIBER
(1) BLUE	C = CAP AND SEAL
(2) ORANGE	EXPRESS = EXPRESS ENTIRE BUFFER TUBE/FIBERS THROUGH WITHOUT CUTTING
(3) GREEN	BUFFER SPLICE = SPLICE ALL FIBERS IN BUFFER TUBE COLOR TO COLOR
(4) BROWN	
(5) SLATE	
(6) WHITE	
(7) RED	
(8) BLACK	
(9) YELLOW	
(10) VIOLET	
(11) ROSE	
(12) AQUA	

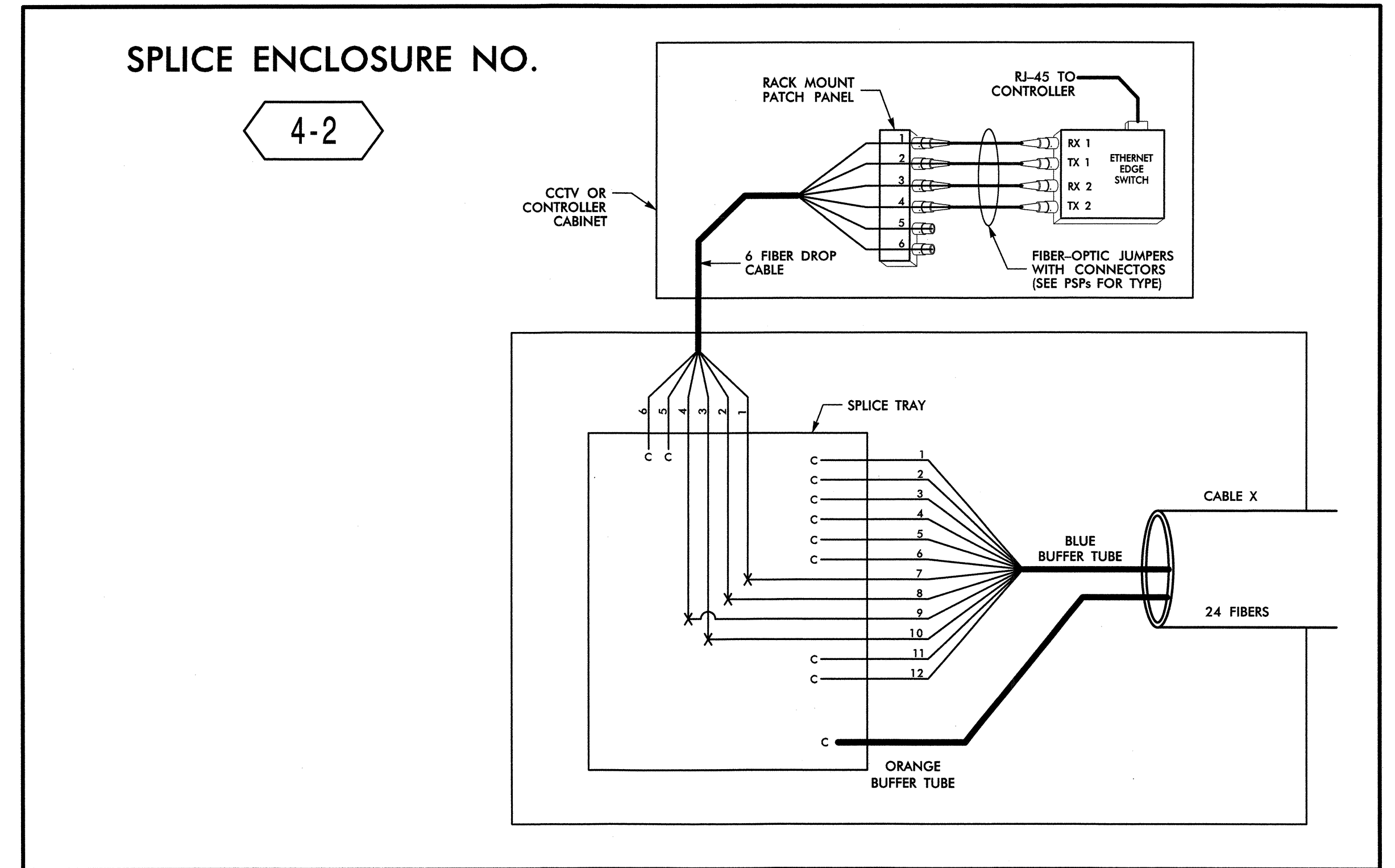
- NOTES**
- UNUSED FIBERS LEFT COILED AND STORED IN SPLICE TRAY
 - UNUSED BUFFER TUBES LEFT COILED AND STORED IN SPLICE ENCLOSURE
 - EDGE SWITCH CONFIGURATIONS ARE GENERIC. CONTRACTOR IS RESPONSIBLE FOR DETERMINING/ENSURING THE PROPER TERMINATIONS.

ATKINS 1616 EAST MILLBROOK ROAD, SUITE 310
RALEIGH, NORTH CAROLINA 27609
(919) 876-8888 NCBEES #F-0326

	Prepared for the Offices of: Winston-Salem Signal System Fiber-Optic Splicing Details		SEAL
	Division 09 Forsyth County Winston-Salem PLAN DATE: February 2013 REVIEWED BY: HAB PREPARED BY: BJS REVIEWED BY: JTB		4. <i>Henri Fred Baddeley</i> 3/22/13 SIGNATURE DATE CADD Filename: FS-09.dgn
SCALE N.T.S.	REVISIONS	INIT. DATE	



SPLICE ENCLOSURE NO. 4-1							
INTERSECTION NO.	CL SHEET	CABLE X			CABLE Y		
		CABLE NO.	ALONG ROUTE	TO	CABLE NO.	ALONG ROUTE	TO
09-0001	CL B-210	4A	REYNOLDA RD	FAIRLAWN DR	4A	REYNOLDA RD	YADKINVILLE RD
09-0385	CL B-207	4A	REYNOLDA RD	OLD TOWN DR	4A	REYNOLDA RD	BETHABARA PARK BLVD
C-341	CL B-249	4B	BETHABARA PARK BLVD	REYNOLDA RD	4B	BETHABARA PARK BLVD	BETHANIA STATION RD
C-347	CL B-250	4B	BETHABARA PARK BLVD	BETHABARA RD	4B	BETHABARA PARK BLVD	BETHANIA STATION RD
09-0387	CL B-232	4D	SHATTALON DR	REYNOLDA RD	4D	YADKINVILLE RD	GRANDVIEW CLUB RD
09-1103	CL B-227	4D	YADKINVILLE RD	SHATTALON DR	4D	YADKINVILLE RD	TRANSOU RD
09-0727	CL B-238	4F	SHATTALON DR	REYNOLDA RD	4F	SHATTALON DR	MURRAY RD
09-0707	CL B-241	4F	SHATTALON DR	BETHABARA RD	4F	SHATTALON DR	BETHANIA STATION RD
09-0265	CL B-244	4F	SHATTALON DR	MURRAY RD	4F	SHATTALON DR	UNIVERSITY PKWY



SPLICE ENCLOSURE NO. 4-2					
INTERSECTION NO.	CL SHEET	CABLE X			
		CABLE NO.	ALONG ROUTE	TO	
C-297	CL B-250	4B	BETHABARA PARK BLVD	BETHANIA STATION RD	
09-1085	CL B-226	4D	YADKINVILLE RD	GRANDVIEW CLUB RD	
09-0603	CL B-201	4E	REYNOLDA RD	SHATTALON DR	

14-MAR-2013 12:42 0:\projects\splicing\100022712\Winston Salem Sig Sys\Comms and ITS\Splicing Diagrams\Phase B\F-S-11.dgn

LEGEND

COLOR CODE TIA/EIA 598-B	(1) BLUE	(7) RED	X = FUSION SPLICE INDIVIDUAL FIBER
(2) ORANGE	(8) BLACK	C = CAP AND SEAL	
(3) GREEN	(9) YELLOW	EXPRESS = EXPRESS ENTIRE BUFFER TUBE/FIBERS THROUGH WITHOUT CUTTING	
(4) BROWN	(10) VIOLET	BUFFER SPLICE = SPLICE ALL FIBERS IN BUFFER TUBE COLOR TO COLOR	
(5) SLATE	(11) ROSE		
(6) WHITE	(12) AQUA		

NOTES

- UNUSED FIBERS LEFT COILED AND STORED IN SPLICE TRAY
- UNUSED BUFFER TUBES LEFT COILED AND STORED IN SPLICE ENCLOSURE
- EDGE SWITCH CONFIGURATIONS ARE GENERIC. CONTRACTOR IS RESPONSIBLE FOR DETERMINING/ENSURING THE PROPER TERMINATIONS.

750 Greenfield Parkway, Garner, NC 27529

ATKINS

1616 EAST MILLBROOK ROAD, SUITE 310
RALEIGH, NORTH CAROLINA 27609
(919) 876-6888 NCBEEB #F-0326

Winston-Salem Signal System
Fiber-Optic
Splicing Details

Division 09	Forsyth County	Winston-Salem
PLAN DATE: February 2013	REVIEWED BY: HAB	
PREPARED BY: BJS	REVIEWED BY: JTB	

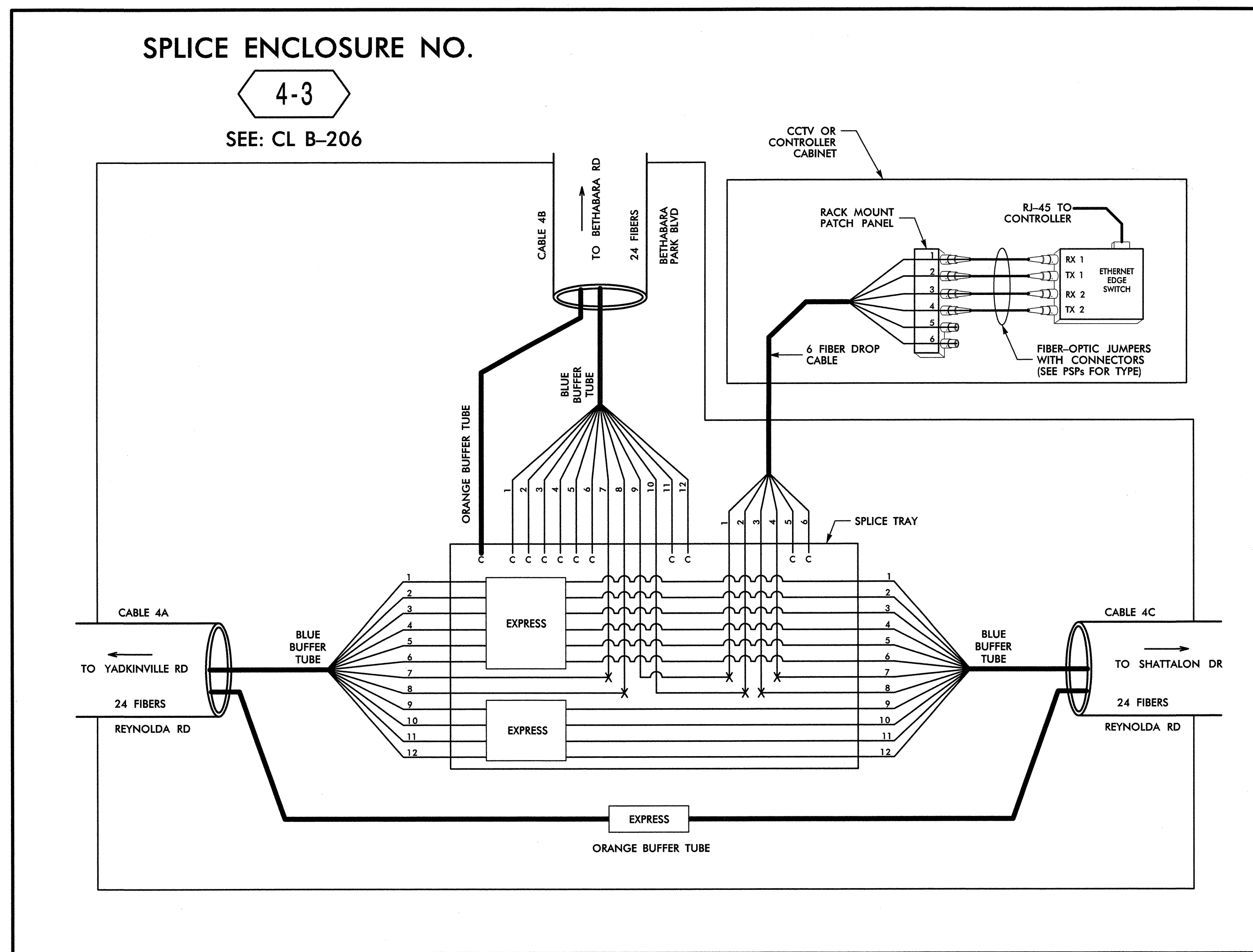
SCALE	REVISIONS	INIT.	DATE
N.T.S.			

3/2/13
 SIGNATURE DATE
 CADD Filename: FS-11.dgn

SPLICE ENCLOSURE NO.

4-3

SEE: CL B-206



14-MAR-2013 12:42 O:\Projects\Transportation\Winston Salem Signal System\Comms and ITS\Splice Diagrams\Phase B\F-S-12.dgn

ATKINS 1616 EAST MILLBROOK ROAD, SUITE 310
RALEIGH, NORTH CAROLINA 27609
(919) 876-6888 NCBEES #F-0326

LEGEND

COLOR CODE TIA/EIA 598-B		X = FUSION SPLICE INDIVIDUAL FIBER
(1) BLUE	(7) RED	C = CAP AND SEAL
(2) ORANGE	(8) BLACK	EXPRESS = EXPRESS ENTIRE BUFFER TUBE / FIBERS THROUGH WITHOUT CUTTING
(3) GREEN	(9) YELLOW	BUFFER SPLICE = SPLICE ALL FIBERS IN BUFFER TUBE COLOR TO COLOR
(4) BROWN	(10) VIOLET	
(5) SLATE	(11) ROSE	
(6) WHITE	(12) AQUA	

NOTES

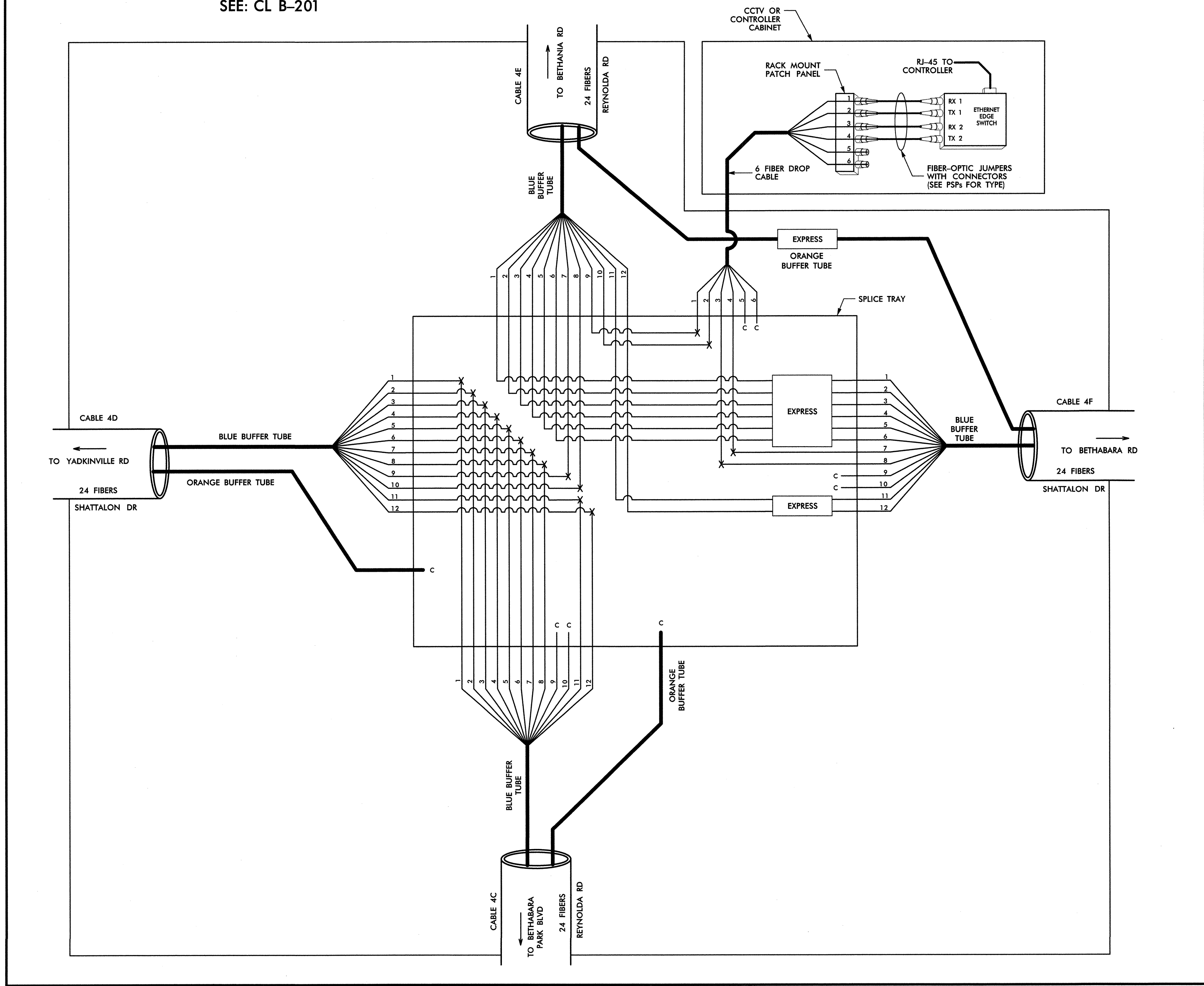
- UNUSED FIBERS LEFT COILED AND STORED IN SPLICE TRAY
- UNUSED BUFFER TUBES LEFT COILED AND STORED IN SPLICE ENCLOSURE
- EDGE SWITCH CONFIGURATIONS ARE GENERIC. CONTRACTOR IS RESPONSIBLE FOR DETERMINING/ENSURING THE PROPER TERMINATIONS.

	<p>Winston-Salem Signal System Fiber-Optic Splicing Details</p>		
	<p>Division 09 Forsyth County Winston-Salem</p>		
	<p>PLAN DATE: February 2013</p>	<p>REVIEWED BY: HAB</p>	
	<p>PREPARED BY: BJS</p>	<p>REVIEWED BY: JTB</p>	
<p>SCALE N.T.S.</p>	<p>REVISIONS</p>	<p>INIT. DATE</p>	<p>SIGNATURE DATE</p>

14-MAR-2013 12:42 O:\Projects\Transportation\Winston Salem Signal System\Comms and ITS\Splice Diagrams\Phase B\F-S-12.dgn

SPLICE ENCLOSURE NO.

4-4
SEE: CL B-201



14-MAR-2013 12:42 D:\transport\at\off\c\cur\00022712 Winston Salem Sig Sys\Comms and ITS\Splice Diagrams\Phase BMF-5-13.dgn

ATKINS 1616 EAST MILLBROOK ROAD, SUITE 310
RALEIGH, NORTH CAROLINA 27609
(919) 876-8888 NCBEES #F-0326

LEGEND

COLOR CODE	
TIA/EIA 598-B	
(1) BLUE	(7) RED
(2) ORANGE	(8) BLACK
(3) GREEN	(9) YELLOW
(4) BROWN	(10) VIOLET
(5) SLATE	(11) ROSE
(6) WHITE	(12) AQUA

X = FUSION SPLICE INDIVIDUAL FIBER
C = CAP AND SEAL

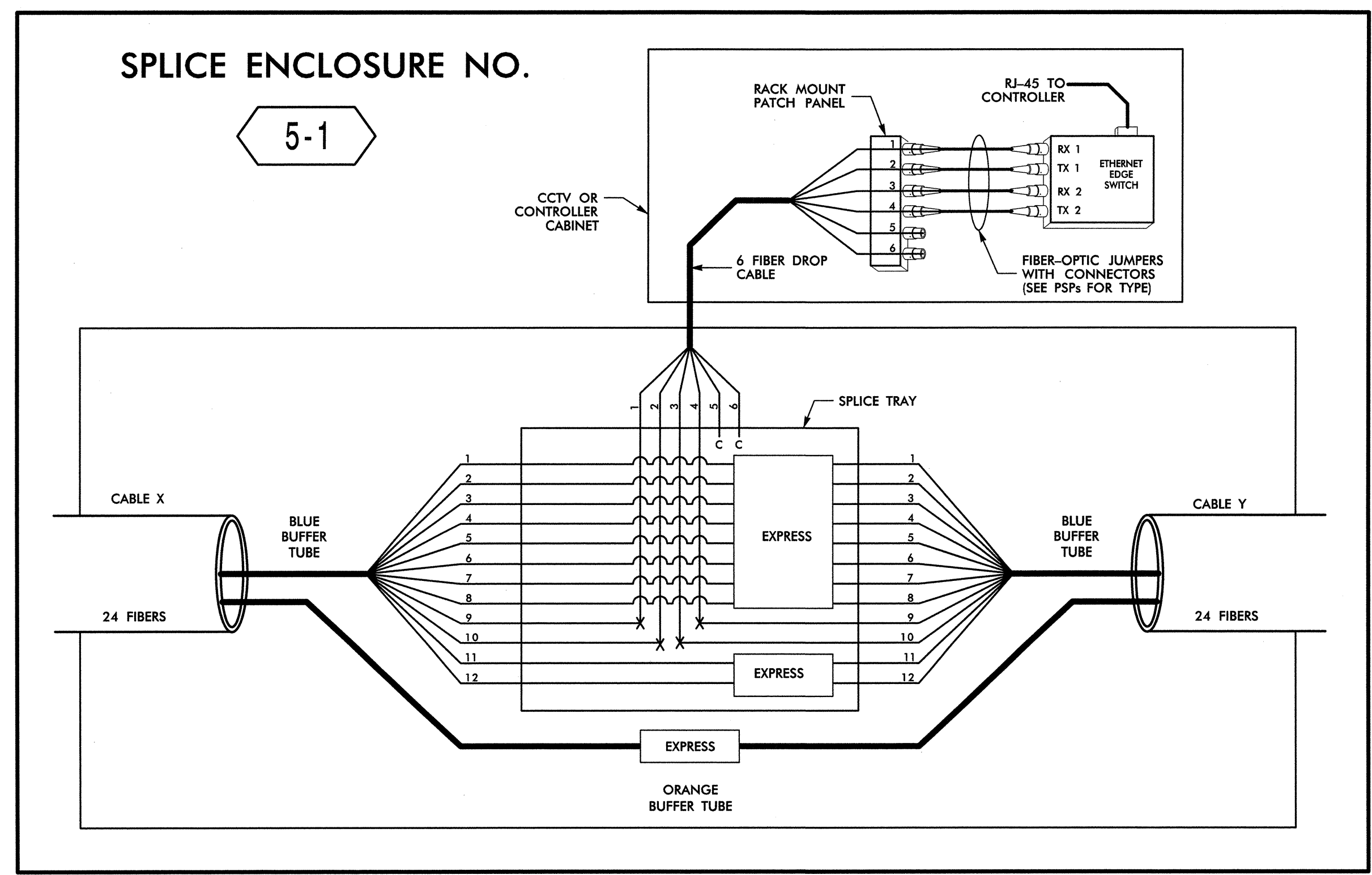
EXPRESS = EXPRESS ENTIRE BUFFER TUBE / FIBERS THROUGH WITHOUT CUTTING

BUFFER SPLICE = SPLICE ALL FIBERS IN BUFFER TUBE COLOR TO COLOR

- NOTES**
- UNUSED FIBERS LEFT COILED AND STORED IN SPLICE TRAY
 - UNUSED BUFFER TUBES LEFT COILED AND STORED IN SPLICE ENCLOSURE
 - EDGE SWITCH CONFIGURATIONS ARE GENERIC. CONTRACTOR IS RESPONSIBLE FOR DETERMINING/ENSURING THE PROPER TERMINATIONS.

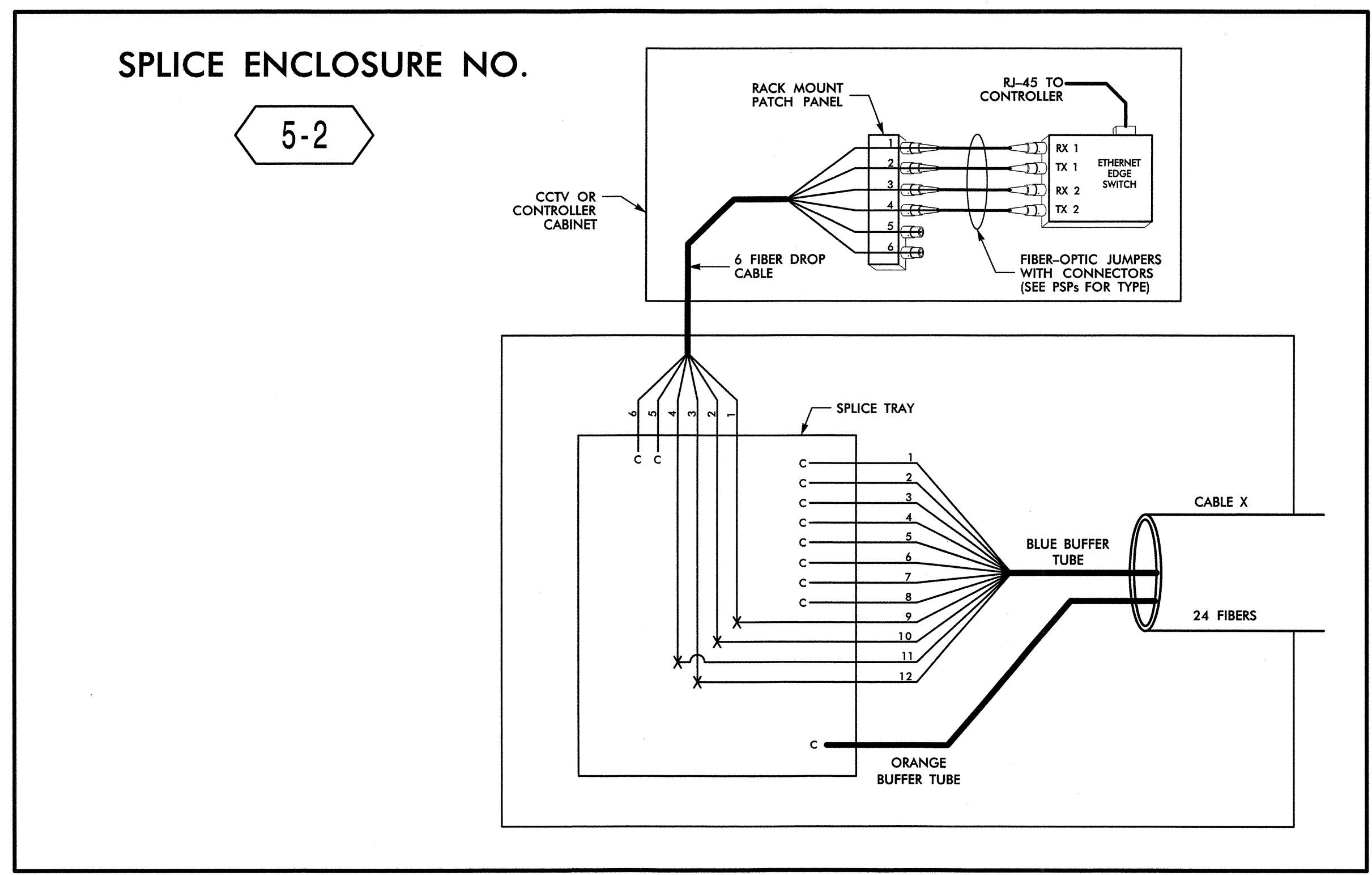
	Winston-Salem Signal System Fiber-Optic Splicing Details	
	Division 09 Forsyth County Winston-Salem PLAN DATE: February 2013 PREPARED BY: BJS	REVIEWED BY: HAB REVIEWED BY: JTB
	SCALE: N.T.S. REVISIONS:	INIT. DATE:

Signature: *H. Alfred Badgett* 3/22/13
 DATE: 3/22/13
 CADD Filename: FS-13.dgn



SPlice ENCLOSURE NO. 5-1

INTERSECTION NO.	CL SHEET	CABLE X				CABLE Y	
		CABLE NO.	ALONG ROUTE	TO	CABLE NO.	ALONG ROUTE	TO
C-033	CL B-195	5G	ROBINHOOD RD	COLISEUM DR	5G	STRATFORD RD	BUENA VISTA RD
C-264	CL B-191	5E	ROBINHOOD RD	COLISEUM DR	5E	ROBINHOOD RD	WELLINGTON RD
C-032	CL B-190	5E	ROBINHOOD RD	BUENA VISTA RD	5E	ROBINHOOD RD	SILAS CREEK PKWY
C-344	CL B-187	5C	ROBINHOOD RD	SILAS CREEK PKWY	5C	ROBINHOOD RD	PEACE HAVEN RD
09-0658	CL B-184	5B	ROBINHOOD RD	HUNTINGGREEN LN	5B	ROBINHOOD RD	SHATTALON DR
C-254	CL B-176	5A	PEACE HAVEN RD	ROBINHOOD RD	5A	POLO RD	REYNOLDA RD



SPlice ENCLOSURE NO. 5-2

INTERSECTION NO.	CL SHEET	CABLE X			
		CABLE NO.	ALONG ROUTE	TO	
C-039	CL B-197	5G	STRATFORD RD	ROBINHOOD RD	
09-0158	CL B-198	5D	SILAS CREEK PKWY	ROBINHOOD RD	
09-0765	CL B-182	5B	ROBINHOOD RD	NORMAN RD	

14-MAR-2013 12:42 D:\projects\100022712\Winston-Salem\Sig-System\Comms and ITS\Splice Diagrams\Phase B\F5-14.dgn

LEGEND

COLOR CODE	
TIA/EIA	598-B
(1) BLUE	(7) RED
(2) ORANGE	(8) BLACK
(3) GREEN	(9) YELLOW
(4) BROWN	(10) VIOLET
(5) SLATE	(11) ROSE
(6) WHITE	(12) AQUA

X = FUSION SPlice INDIVIDUAL FIBER
C = CAP AND SEAL

EXPRESS = EXPRESS ENTIRE BUFFER TUBE / FIBERS THROUGH WITHOUT CUTTING

BUFFER SPlice = SPlice ALL FIBERS IN BUFFER TUBE COLOR TO COLOR

- NOTES**
- UNUSED FIBERS LEFT COILED AND STORED IN SPlice TRAY
 - UNUSED BUFFER TUBES LEFT COILED AND STORED IN SPlice ENCLOSURE
 - EDGE SWITCH CONFIGURATIONS ARE GENERIC. CONTRACTOR IS RESPONSIBLE FOR DETERMINING/ENSURING THE PROPER TERMINATIONS.

ATKINS 1616 EAST MILLBROOK ROAD, SUITE 310
RALEIGH, NORTH CAROLINA 27609
(919) 876-6888 NCBEEES #F-0326

Prepared for the Offices of:

**Winston-Salem Signal System
Fiber-Optic
Splicing Details**

Division 09 Forsyth County Winston-Salem
PLAN DATE: February 2013 REVIEWED BY: HAB
PREPARED BY: BJS REVIEWED BY: JTB

750 Greenfield Parkway, Garner, NC 27529

SCALE: N.T.S.

REVISIONS: INIT. DATE

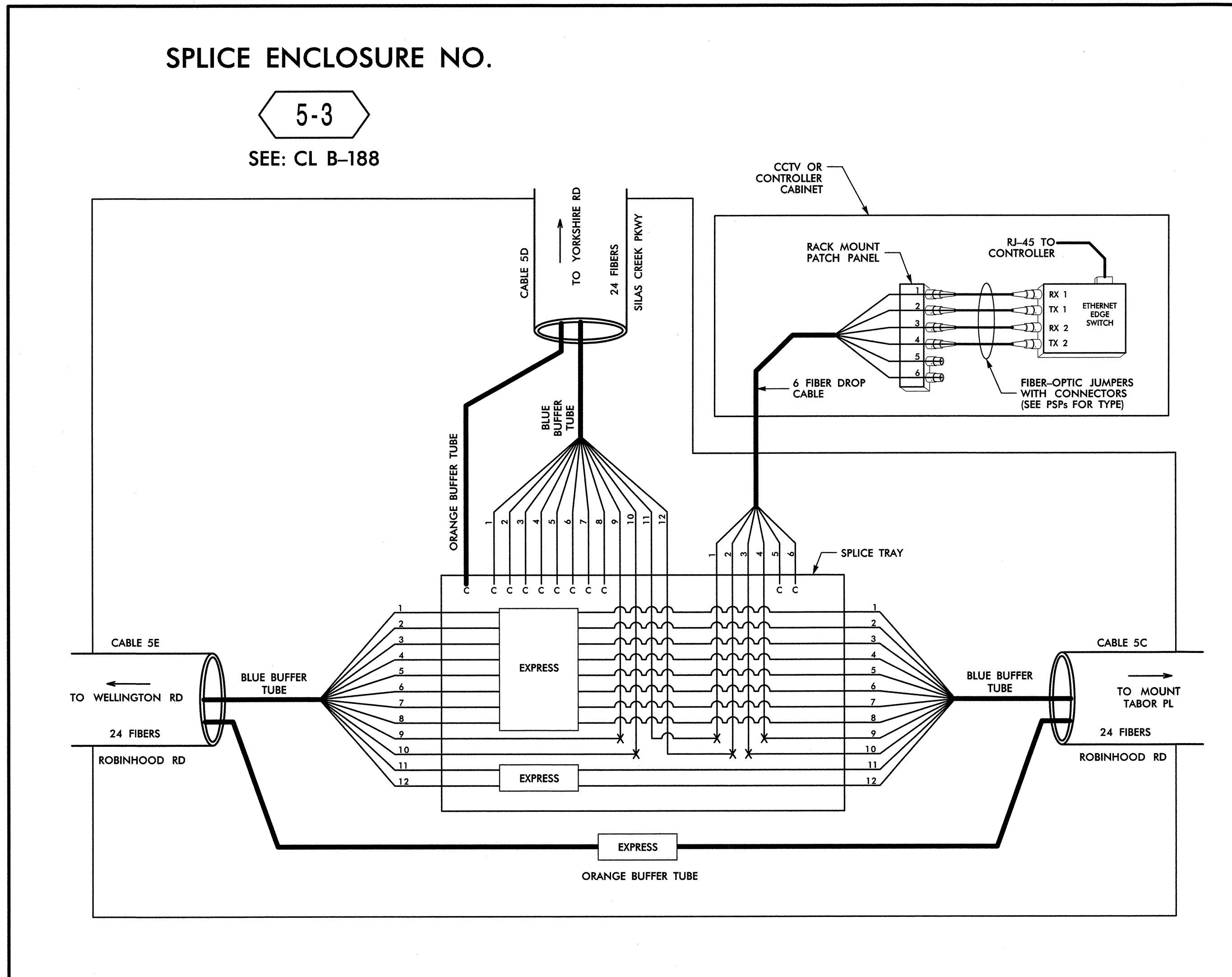
H. Othel Badgett 3/22/13
SIGNATURE DATE

SEAL
NORTH CAROLINA
PROFESSIONAL ENGINEER
SEAL 1982
HENRY H. BADGETT
REGISTERED

CADD File name: FS-14.dgn

SPLICE ENCLOSURE NO.

5-3
SEE: CL B-188



14-MAR-2013 12:42:01:J:\transport\at\Traffic\Curric\0002712\Winston Salem Stg Sys\Comms and ITS\Splice Diagrams\Phase B\F-5-15.dgn

ATKINS 1616 EAST MILLBROOK ROAD, SUITE 310
RALEIGH, NORTH CAROLINA 27609
(919) 876-6888 NCBEEES #F-0326

LEGEND

COLOR CODE TIA/EIA 598-B	
(1) BLUE	(7) RED
(2) ORANGE	(8) BLACK
(3) GREEN	(9) YELLOW
(4) BROWN	(10) VIOLET
(5) SLATE	(11) ROSE
(6) WHITE	(12) AQUA

X = FUSION SPLICE INDIVIDUAL FIBER
C = CAP AND SEAL

EXPRESS = EXPRESS ENTIRE BUFFER TUBE / FIBERS THROUGH WITHOUT CUTTING

BUFFER SPLICE = SPLICE ALL FIBERS IN BUFFER TUBE COLOR TO COLOR

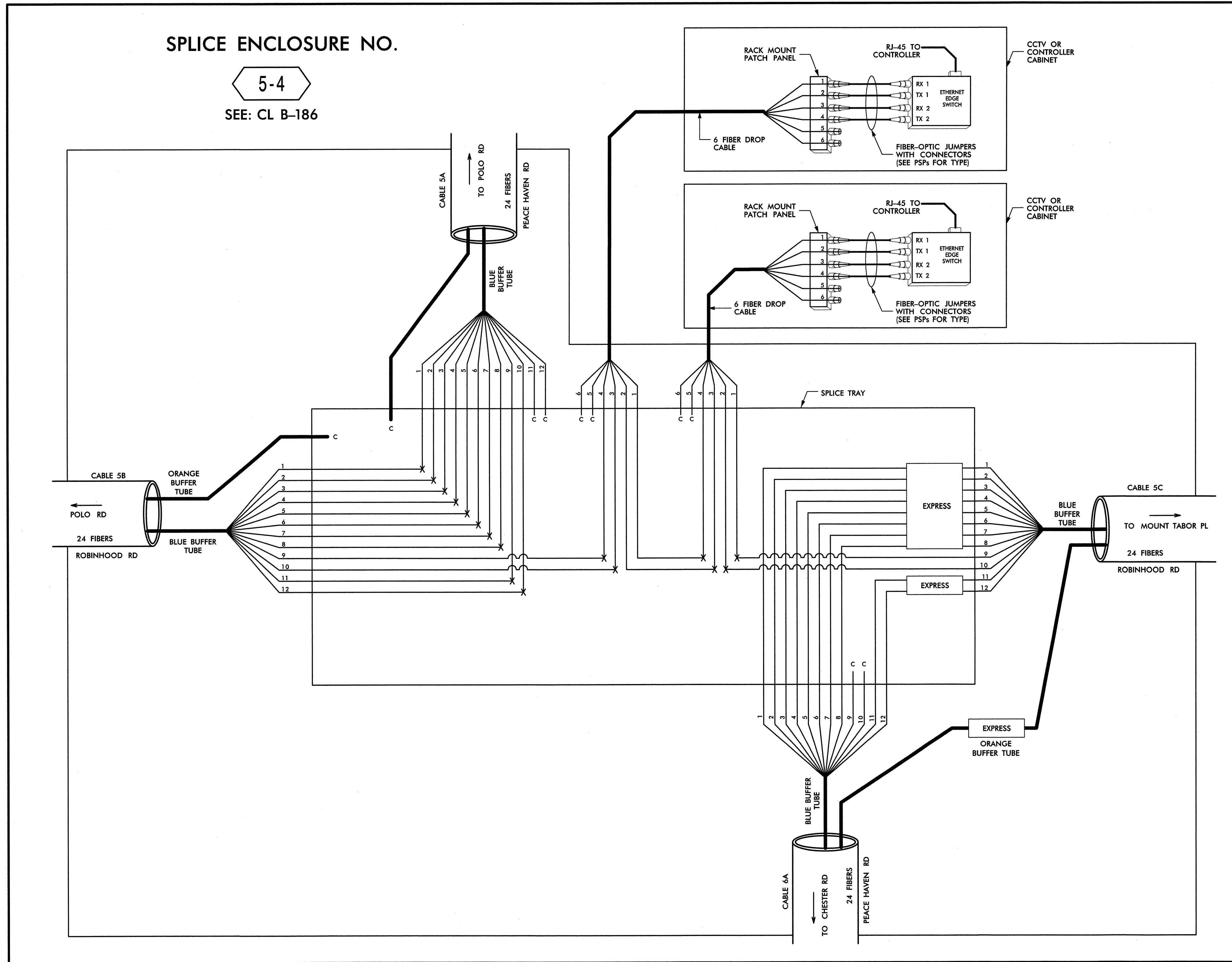
- NOTES**
- UNUSED FIBERS LEFT COILED AND STORED IN SPLICE TRAY
 - UNUSED BUFFER TUBES LEFT COILED AND STORED IN SPLICE ENCLOSURE
 - EDGE SWITCH CONFIGURATIONS ARE GENERIC. CONTRACTOR IS RESPONSIBLE FOR DETERMINING/ENSURING THE PROPER TERMINATIONS.

	<p>Winston-Salem Signal System Fiber-Optic Splicing Details</p>								
	<p>Division 09 Forsyth County Winston-Salem</p>								
<p>750 Greenfield Parkway, Garner, NC 27529</p>	<p>SCALE</p> <p>N.T.S.</p>	<p>PREPARED BY: BJS</p>	<p>REVIEWED BY: JTB</p>						
		<table border="1"> <tr> <th>REVISIONS</th> <th>INIT.</th> <th>DATE</th> </tr> <tr> <td> </td> <td> </td> <td> </td> </tr> </table>	REVISIONS	INIT.	DATE				<p>PLAN DATE: February 2013</p> <p>SIGNATURE: <i>H. Alfred Badgett</i> 2/22/13</p> <p>DATE: 2/22/13</p> <p>CADD Filename: FS-15.dgn</p>
REVISIONS	INIT.	DATE							

SPLICE ENCLOSURE NO.

5-4

SEE: CL B-186



14-MAR-2013 12:42 D:\projects\2013\12242\02\w\transpor\tdt\con\tr\c\cur\100022712\Winston Salem Sig System\Comms and ITS\sp\lca\Diagrams\Phase B\F-5-16.dgn

ATKINS 1616 EAST MILLBROOK ROAD, SUITE 310
RALEIGH, NORTH CAROLINA 27609
(919) 876-6888 NCBEES #F-0326

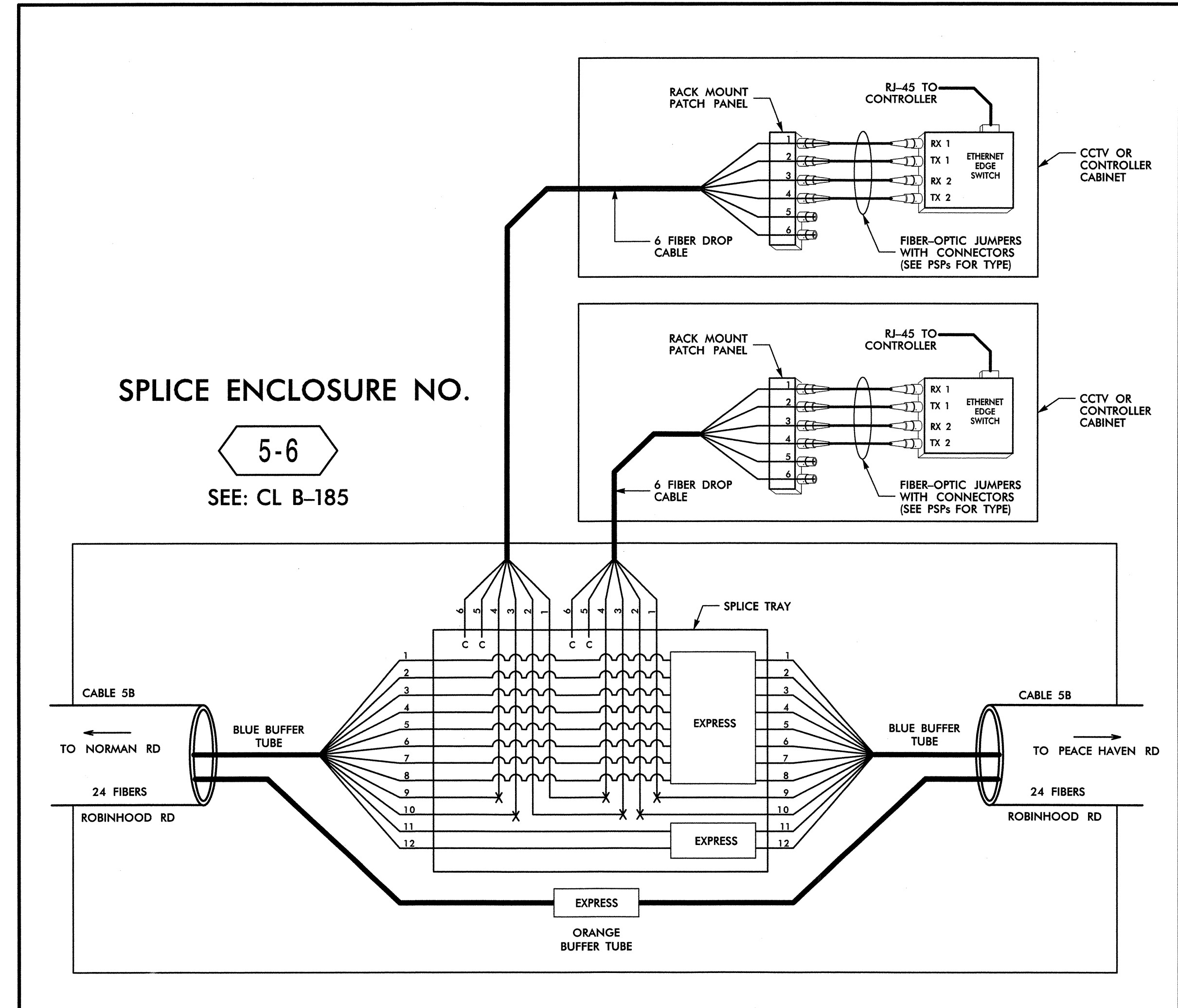
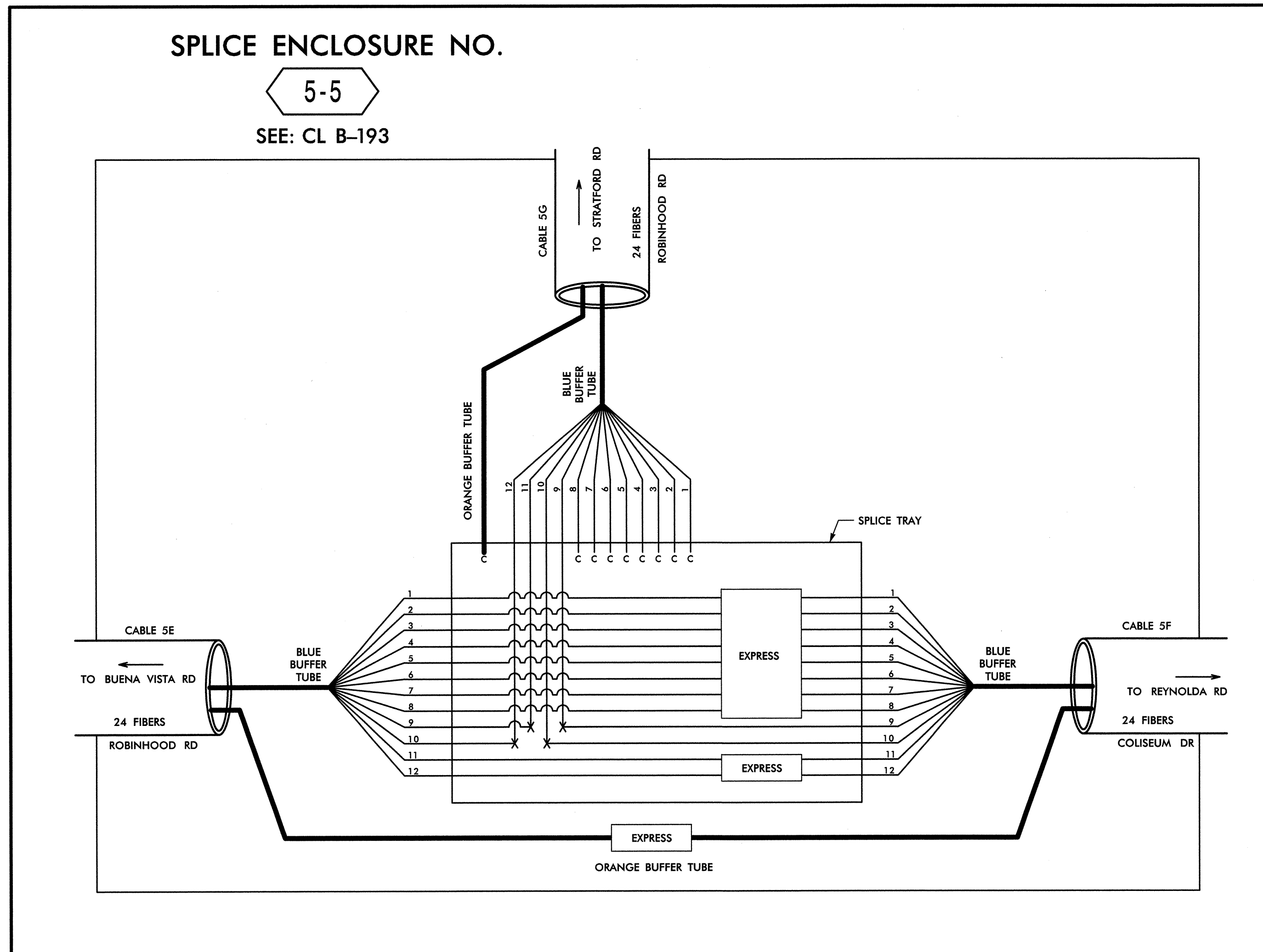
LEGEND

COLOR CODE TIA/EIA 598-B		X = FUSION SPlice INDIVIDUAL FIBER
(1) BLUE	(7) RED	C = CAP AND SEAL
(2) ORANGE	(8) BLACK	
(3) GREEN	(9) YELLOW	EXPRESS = EXPRESS ENTIRE BUFFER TUBE/FIBERS THROUGH WITHOUT CUTTING
(4) BROWN	(10) VIOLET	BUFFER SPlice = SPlice ALL FIBERS IN BUFFER TUBE COLOR TO COLOR
(5) SLATE	(11) ROSE	
(6) WHITE	(12) AQUA	

- NOTES**
- UNUSED FIBERS LEFT COILED AND STORED IN SPLICE TRAY
 - UNUSED BUFFER TUBES LEFT COILED AND STORED IN SPLICE ENCLOSURE
 - EDGE SWITCH CONFIGURATIONS ARE GENERIC. CONTRACTOR IS RESPONSIBLE FOR DETERMINING/ENSURING THE PROPER TERMINATIONS.

	<p>Winston-Salem Signal System Fiber-Optic Splicing Details</p>							
	<p>Division 09 Forsyth County Winston-Salem</p>							
	<p>PLAN DATE: February 2013</p>	<p>REVIEWED BY: HAB</p>						
	<p>PREPARED BY: BJS</p>	<p>REVIEWED BY: JTB</p>						
<p>SCALE N.T.S.</p>	<table border="1"> <thead> <tr> <th>REVISIONS</th> <th>INIT.</th> <th>DATE</th> </tr> </thead> <tbody> <tr> <td> </td> <td> </td> <td> </td> </tr> </tbody> </table>	REVISIONS	INIT.	DATE				<p>SIGNATURE: <i>H. Alfred Badgett, Jr.</i> 3/22/13 DATE</p>
REVISIONS	INIT.	DATE						

CADD Filename: FS-16.dgn



14-MAR-2013 12:42 O:\Projects\Tat\Traffic\Cur\10002712_Winston Salem Sig_Sys\Comms and ITS\Splice Diagrams\Phase B\F5-17.dgn 13833

LEGEND

COLOR CODE TIA/EIA 598-B	
(1) BLUE	(7) RED
(2) ORANGE	(8) BLACK
(3) GREEN	(9) YELLOW
(4) BROWN	(10) VIOLET
(5) SLATE	(11) ROSE
(6) WHITE	(12) AQUA

X = FUSION SPLICE INDIVIDUAL FIBER
C = CAP AND SEAL

EXPRESS = EXPRESS ENTIRE BUFFER TUBE / FIBERS THROUGH WITHOUT CUTTING

BUFFER SPLICE = SPLICE ALL FIBERS IN BUFFER TUBE COLOR TO COLOR

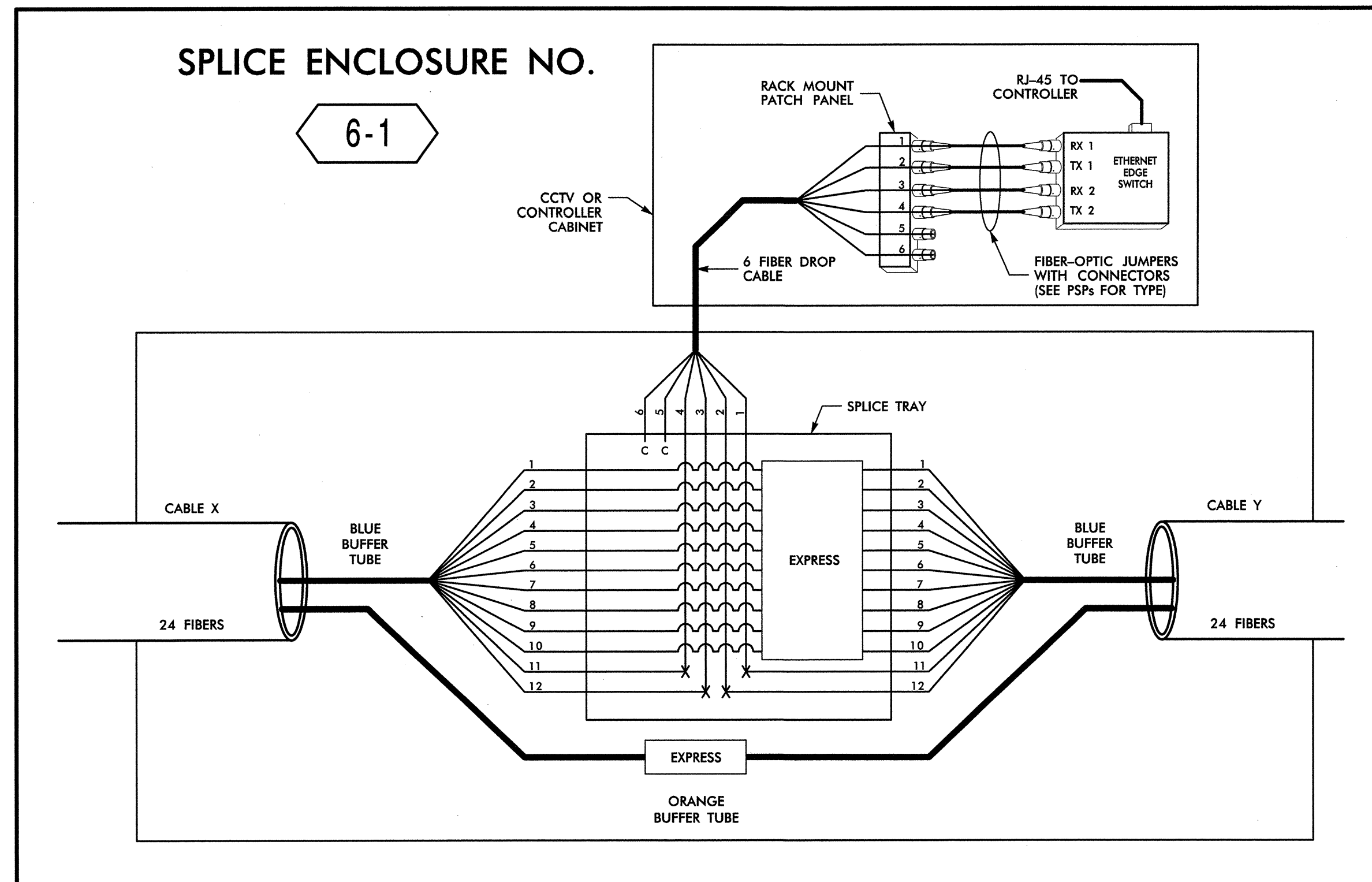
NOTES

- UNUSED FIBERS LEFT COILED AND STORED IN SPLICE TRAY
- UNUSED BUFFER TUBES LEFT COILED AND STORED IN SPLICE ENCLOSURE
- EDGE SWITCH CONFIGURATIONS ARE GENERIC. CONTRACTOR IS RESPONSIBLE FOR DETERMINING/ENSURING THE PROPER TERMINATIONS.

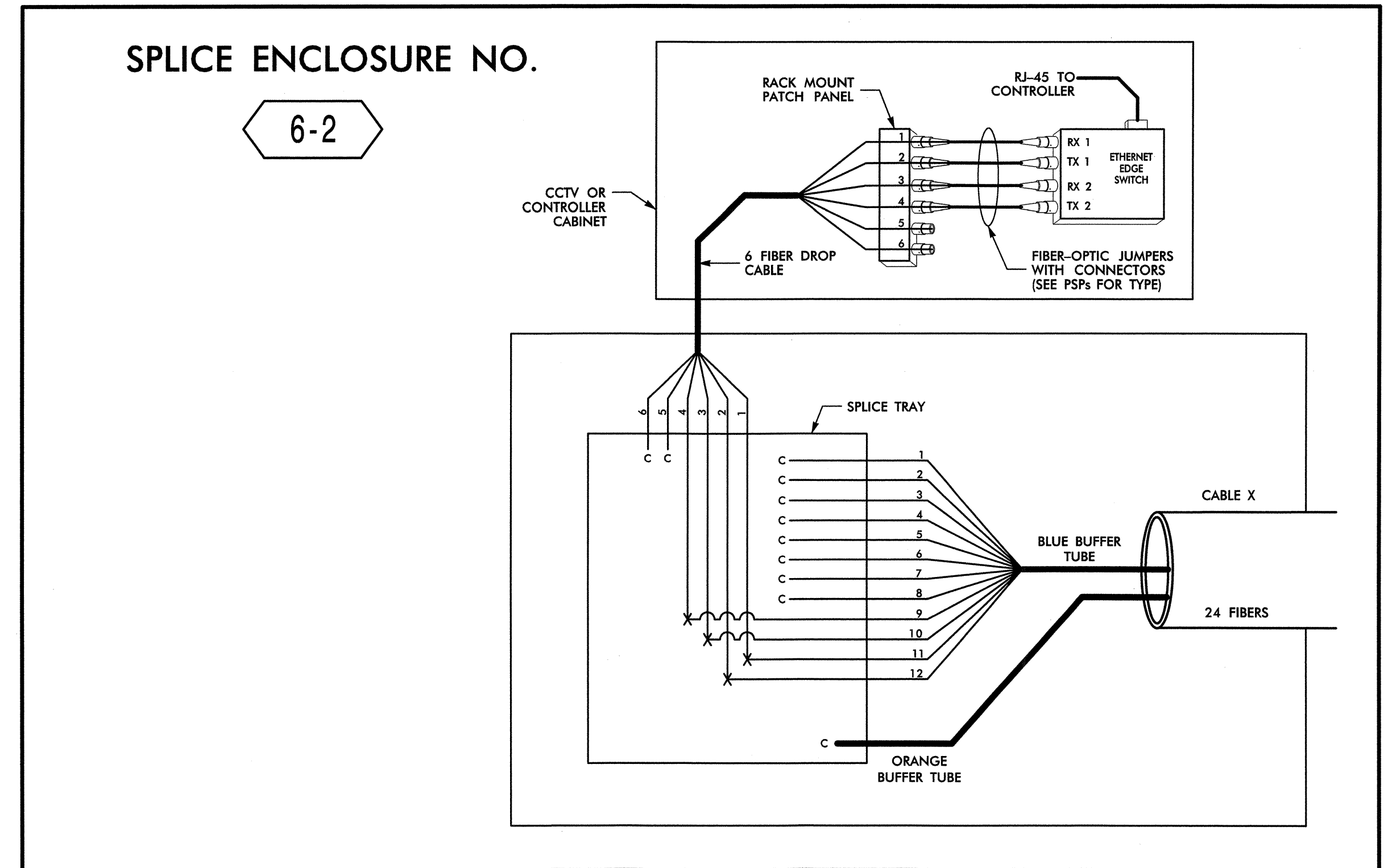
ATKINS 1616 EAST HILLBROOK ROAD, SUITE 310
RALEIGH, NORTH CAROLINA 27609
(919) 876-6888 NCBEES #F-0326

	Prepared for the Offices of: Winston-Salem Signal System Fiber-Optic Splicing Details		
	Division 09 Forsyth County Winston-Salem PLAN DATE: February 2013 PREPARED BY: BJS	REVIEWED BY: HAB REVIEWED BY: JTB	
Signature: <i>Alfred Baddley</i> 3/26/13 DATE:			SEAL

CADD Filename: FS-17.dgn



SPlice ENCLOSURE NO. 6-1							
INTERSECTION NO.	CLSHEET	CABLE X			CABLE Y		
		CABLE NO.	ALONG ROUTE	TO	CABLE NO.	ALONG ROUTE	TO
C-361	CL B-173	6A	PEACE HAVEN RD	COUNTRY CLUB RD	6A	PEACE HAVEN RD	ROBINHOOD RD
09-1295	CL B-146	6F	COUNTRY CLUB RD	JONESTOWN RD	6F	COUNTRY CLUB RD	PEACE HAVEN RD



SPlice ENCLOSURE NO. 6-2							
INTERSECTION NO.	CLSHEET	CABLE X					
		CABLE NO.	ALONG ROUTE	TO			
09-0606	CL B-139	6C	COUNTRY CLUB RD	MEADOWLARK DR			
09-0799	CL B-149	6G	COUNTRY CLUB RD	JONESTOWN RD			

14-MAR-2013 12:42 D:\projects\transportation\Traf\Traffic\Cur\100022712\Winston Salem Sig System\Comms and ITS\Splice Diagrams\Phase B\F5-18.dgn

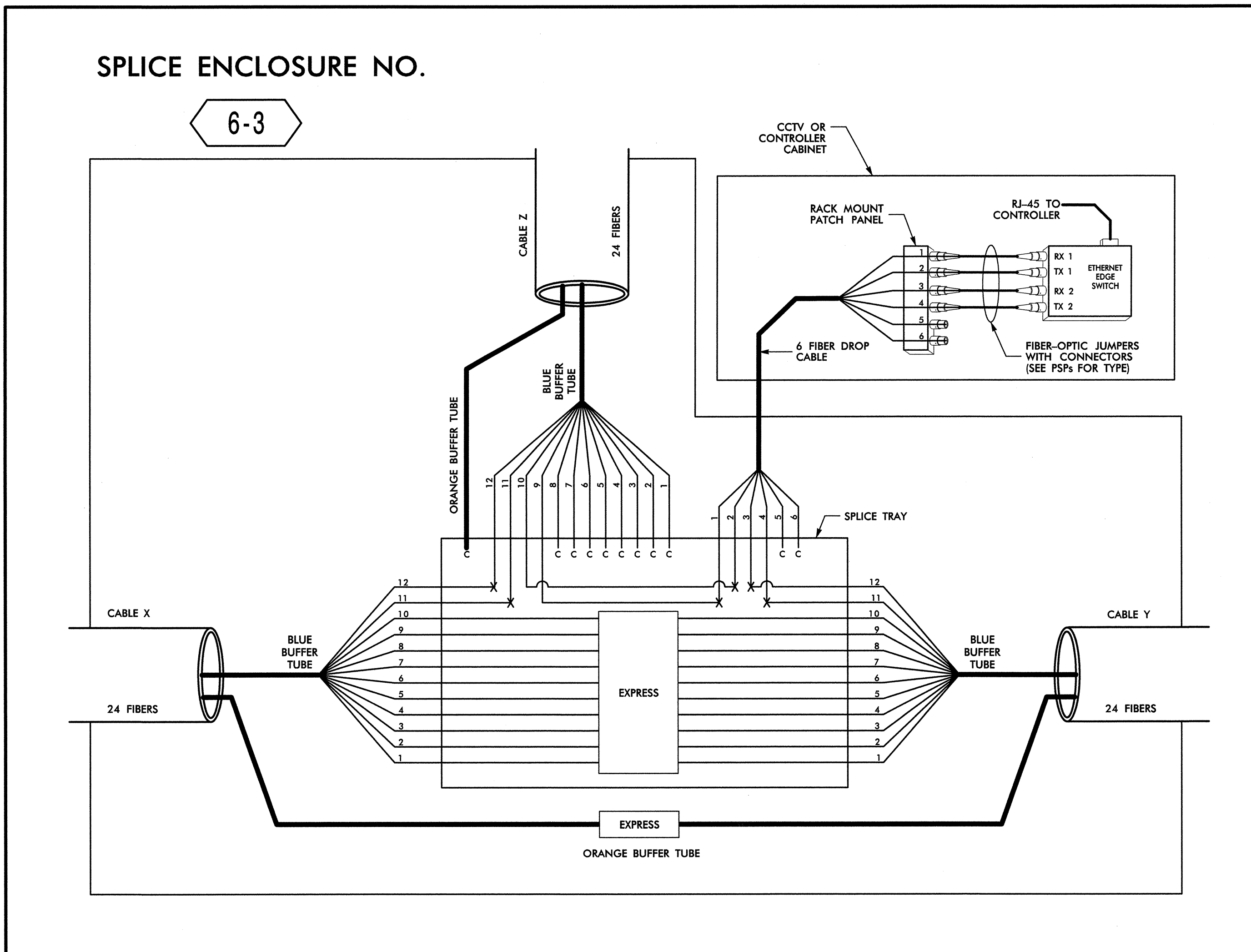
ATKINS 1616 EAST HILLBROOK ROAD, SUITE 310
RALEIGH, NORTH CAROLINA 27609
(919) 876-6888 NOBEE'S #F-0326

COLOR CODE	
TIA/EIA	598-B
(1) BLUE	(7) RED
(2) ORANGE	(8) BLACK
(3) GREEN	(9) YELLOW
(4) BROWN	(10) VIOLET
(5) SLATE	(11) ROSE
(6) WHITE	(12) AQUA

LEGEND	
X	FUSION SPLICE INDIVIDUAL FIBER
C	CAP AND SEAL
EXPRESS	EXPRESS ENTIRE BUFFER TUBE / FIBERS THROUGH WITHOUT CUTTING
BUFFER SPLICE	SPLICE ALL FIBERS IN BUFFER TUBE COLOR TO COLOR

NOTES	
1.	UNUSED FIBERS LEFT COILED AND STORED IN SPLICE TRAY
2.	UNUSED BUFFER TUBES LEFT COILED AND STORED IN SPLICE ENCLOSURE
3.	EDGE SWITCH CONFIGURATIONS ARE GENERIC. CONTRACTOR IS RESPONSIBLE FOR DETERMINING/ENSURING THE PROPER TERMINATIONS.

	Winston-Salem Signal System Fiber-Optic Splicing Details	
	Division 09	Forsyth County Winston-Salem
	PLAN DATE: February 2013	REVIEWED BY: HAB
	PREPARED BY: BJS	REVIEWED BY: JTB
SCALE	REVISIONS	INIT. DATE
N.T.S.		
Signature: <i>H. Alfred Baggett III</i> DATE: 3/21/13		SEAL HENRY ALFRED BAGGETT III PROFESSIONAL ENGINEER SEAL 19962



SPlice ENCLOSURE NO. 6-3										
INTERSECTION NO.	CL SHEET	CABLE X			CABLE Y			CABLE Z		
		CABLE NO.	ALONG ROUTE	TO	CABLE NO.	ALONG ROUTE	TO	CABLE NO.	ALONG ROUTE	TO
09-0873	CL B-140	6B	COUNTRY CLUB RD	PEACE HAVEN RD	6D	MEADOWLARK DR	ROBINHOOD RD	6C	COUNTRY CLUB RD	STYER'S FERRY RD
09-0183	CL B-148	6F	COUNTRY CLUB RD	PEACE HAVEN RD	7A	JONESTOWN RD	SOUTHWIN DR	6G	COUNTRY CLUB RD	OLD VINEYARD RD

14-MAR-2013 12:42 D:\transportation\Traffic\Curran\00022712 Winston Salem Sig Sys\Cams and ITS\Splice Diagrams\Phase B\F-S-19.dgn

LEGEND

(1) BLUE	(7) RED	X = FUSION SPLICE INDIVIDUAL FIBER
(2) ORANGE	(8) BLACK	C = CAP AND SEAL
(3) GREEN	(9) YELLOW	EXPRESS = EXPRESS ENTIRE BUFFER TUBE/FIBERS THROUGH WITHOUT CUTTING
(4) BROWN	(10) VIOLET	BUFFER SPLICE = SPLICE ALL FIBERS IN BUFFER TUBE COLOR TO COLOR
(5) SLATE	(11) ROSE	
(6) WHITE	(12) AQUA	

- NOTES**
- UNUSED FIBERS LEFT COILED AND STORED IN SPLICE TRAY
 - UNUSED BUFFER TUBES LEFT COILED AND STORED IN SPLICE ENCLOSURE
 - EDGE SWITCH CONFIGURATIONS ARE GENERIC. CONTRACTOR IS RESPONSIBLE FOR DETERMINING/ENSURING THE PROPER TERMINATIONS.

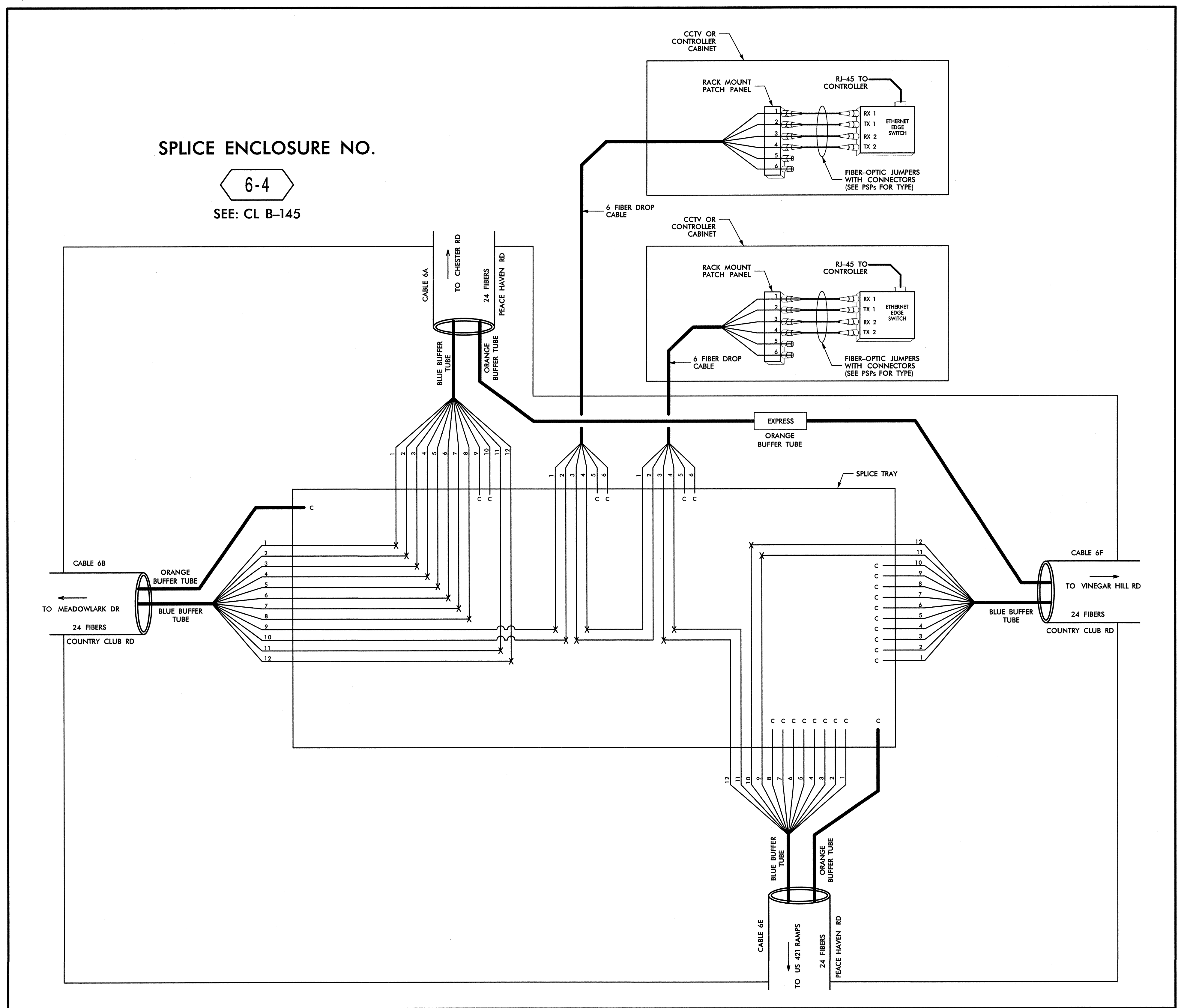
ATKINS 1616 EAST MILLBROOK ROAD, SUITE 310
RALEIGH, NORTH CAROLINA 27609
(919) 876-6888 NCBEES #F-0326

Prepared for the Offices of:
Winston-Salem Signal System
Fiber-Optic Splicing Details
 Division 09 Forsyth County Winston-Salem
 PLAN DATE: February 2013 REVIEWED BY: HAB
 PREPARED BY: BJS REVIEWED BY: JTB
 SCALE: N.T.S.
 REVISIONS: _____ INIT. DATE: _____
 SIGNATURE: *H. Alfred Bady* 3/22/13 DATE: _____
 SEAL: NORTH CAROLINA PROFESSIONAL ENGINEER HENRY WILFRED BADELTT
 CADD Filename: FS-19.dgn

SPLICE ENCLOSURE NO.

6-4

SEE: CL B-145



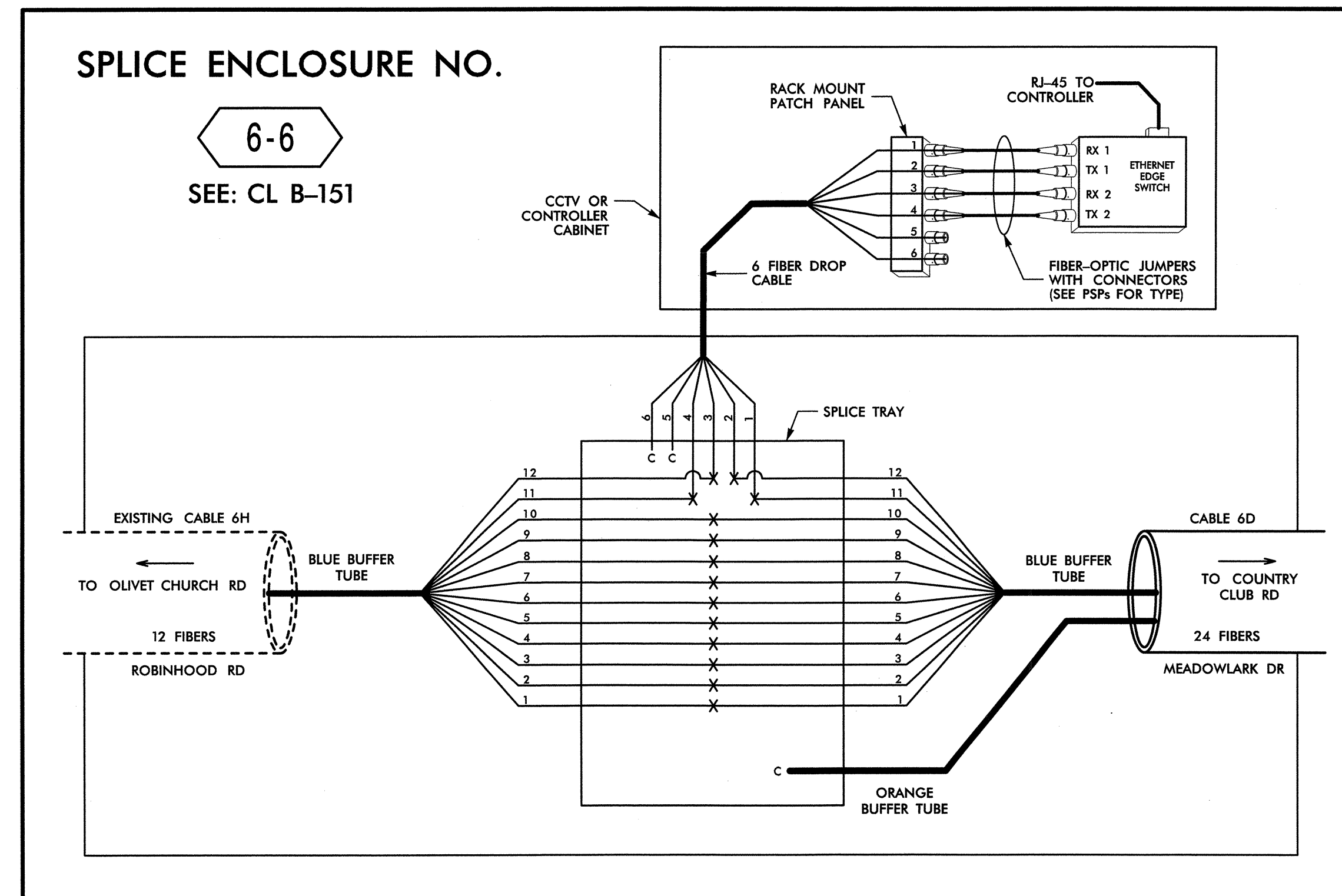
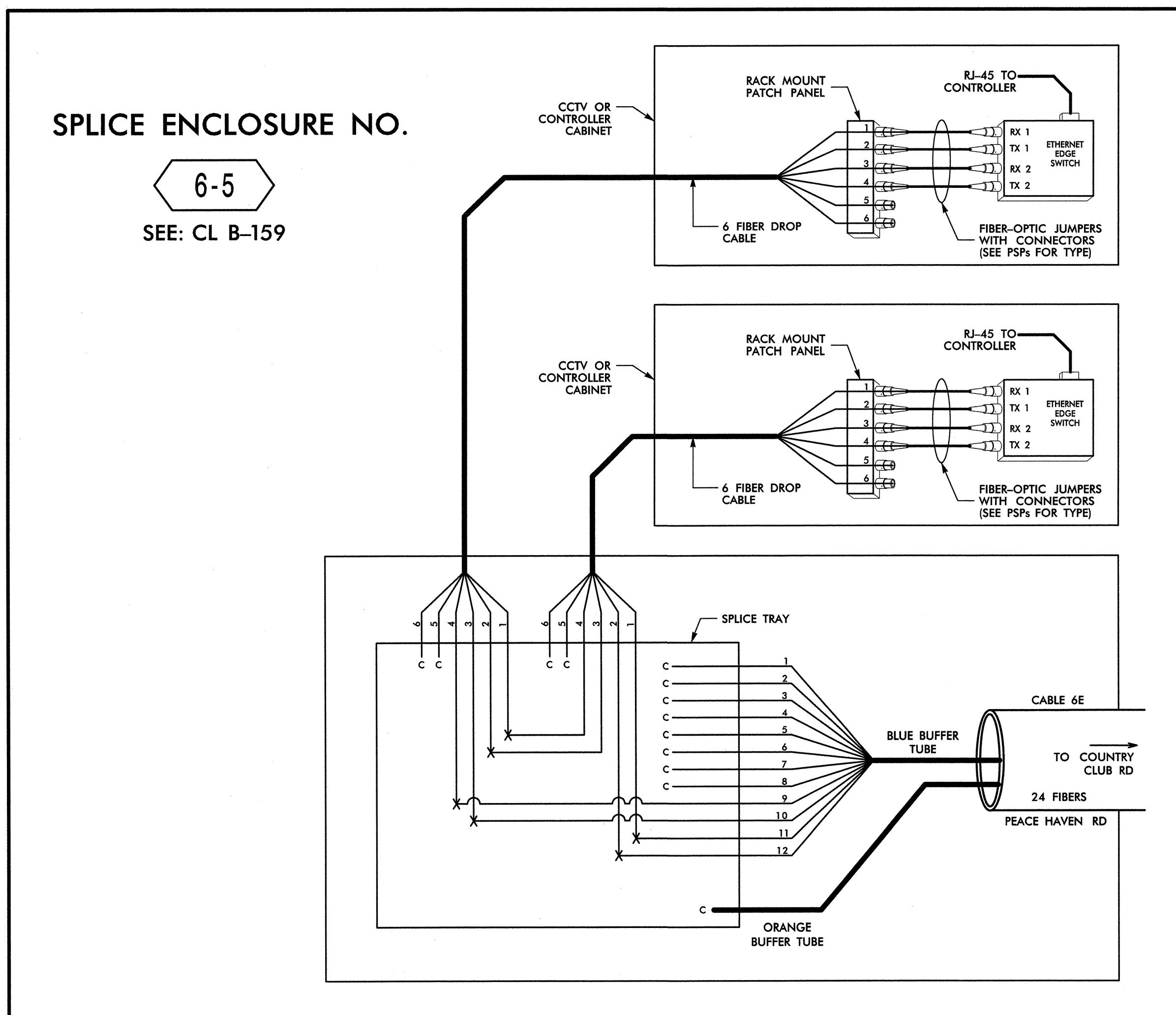
14-MAR-2013 12:42 D:\Transport\Hot\Traf\Traffic\Curf\100022712_Winston_Salem_Sig_Systems\Comms_and_IT\Splice_Diagrams\Phase_B\F-5-20.dgn

COLOR CODE		LEGEND	
TABLE	598-B		
(1) BLUE	(7) RED	X = FUSION SPLICE INDIVIDUAL FIBER	
(2) ORANGE	(8) BLACK	C = CAP AND SEAL	
(3) GREEN	(9) YELLOW	EXPRESS = EXPRESS ENTIRE BUFFER TUBE / FIBERS THROUGH WITHOUT CUTTING	
(4) BROWN	(10) VIOLET	BUFFER SPLICE = SPLICE ALL FIBERS IN BUFFER TUBE COLOR TO COLOR	
(5) SLATE	(11) ROSE		
(6) WHITE	(12) AQUA		

NOTES	
1.	UNUSED FIBERS LEFT COILED AND STORED IN SPLICE TRAY
2.	UNUSED BUFFER TUBES LEFT COILED AND STORED IN SPLICE ENCLOSURE
3.	EDGE SWITCH CONFIGURATIONS ARE GENERIC. CONTRACTOR IS RESPONSIBLE FOR DETERMINING/ENSURING THE PROPER TERMINATIONS.

ATKINS 1616 EAST MILLBROOK ROAD, SUITE 310
RALEIGH, NORTH CAROLINA 27609
(919) 876-6888 NCDEES #F-0326

	Prepared for the Offices of: Transportation Mobility and Infrastructure DIVISION OF TRANSPORTATION NORTH CAROLINA DEPARTMENT OF TRANSPORTATION		WINSTON-SALEM PROFESSIONAL SEAL 19982 HENRY W. BARNETT ALFRED BARNETT, III
	Winston-Salem Signal System Fiber-Optic Splicing Details		
Division 09 Forsyth County Winston-Salem		PLAN DATE: February 2013	REVIEWED BY: HAB
PREPARED BY: BJS		REVIEWED BY: JTB	
SCALE N.T.S.	REVISIONS	INIT.	DATE
SIGNATURE: <i>H. Alfred Barnett</i> 3/22/13		DATE	
CADD Filename: FS-20.dgn			



14-MAR-2013 12:42 0:\jtronsport\tdt\work\triffic\curr\100022712 Winston Salem Sig System\Comms and ITS\501\Loc Diagrams\Phase B\F-5-21.dgn 13833

LEGEND

COLOR CODE TIA/EIA 598-B	
(1) BLUE	(7) RED
(2) ORANGE	(8) BLACK
(3) GREEN	(9) YELLOW
(4) BROWN	(10) VIOLET
(5) SLATE	(11) ROSE
(6) WHITE	(12) AQUA


X = FUSION SPLICE INDIVIDUAL FIBER
C = CAP AND SEAL

EXPRESS = EXPRESS ENTIRE BUFFER TUBE / FIBERS THROUGH WITHOUT CUTTING
BUFFER SPLICE = SPLICE ALL FIBERS IN BUFFER TUBE COLOR TO COLOR

NOTES

- UNUSED FIBERS LEFT COILED AND STORED IN SPLICE TRAY
- UNUSED BUFFER TUBES LEFT COILED AND STORED IN SPLICE ENCLOSURE
- EDGE SWITCH CONFIGURATIONS ARE GENERIC. CONTRACTOR IS RESPONSIBLE FOR DETERMINING/ENSURING THE PROPER TERMINATIONS.

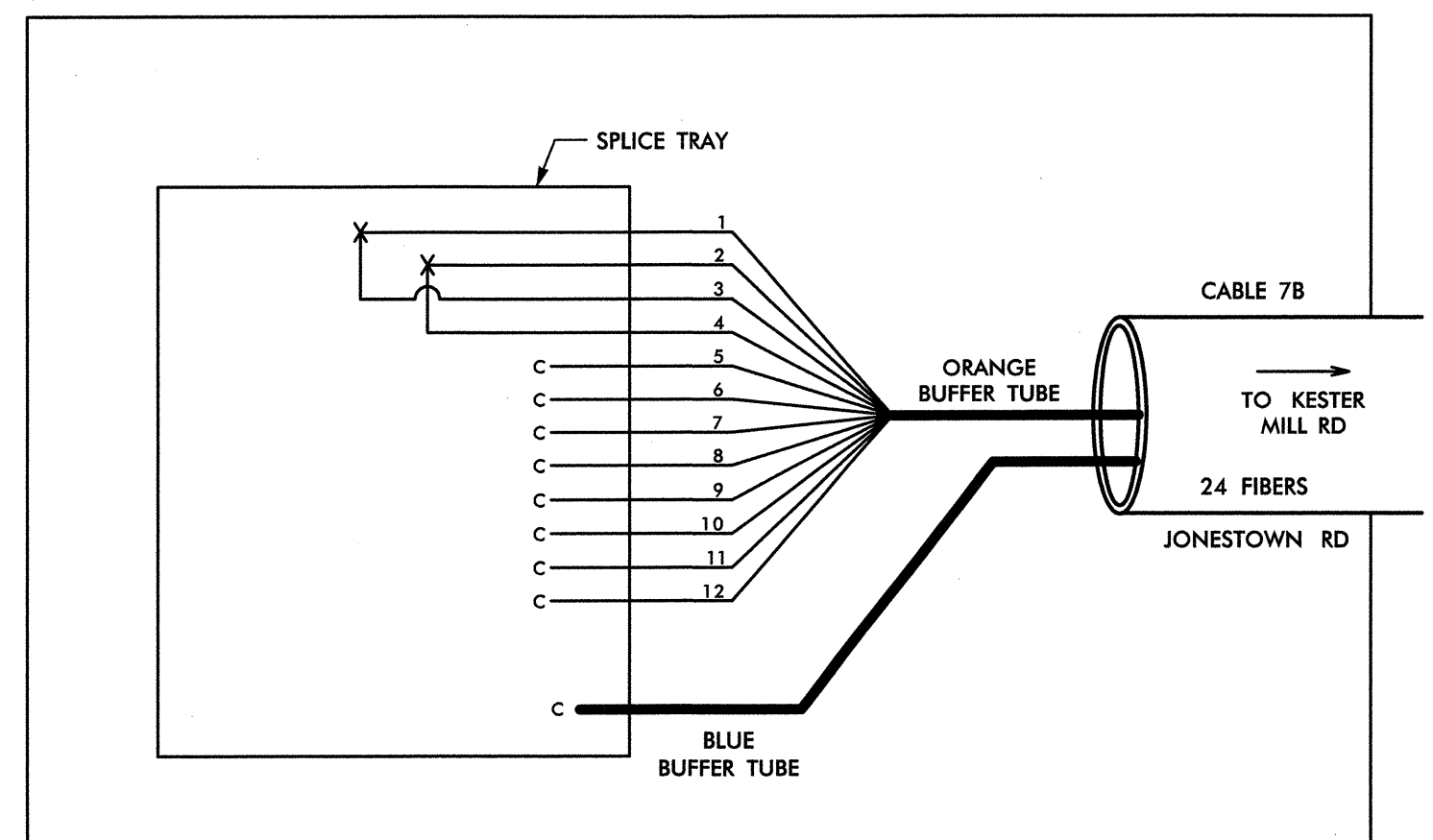
ATKINS 1616 EAST HILLBROOK ROAD, SUITE 310
RALEIGH, NORTH CAROLINA 27609
(919) 876-6888 NCBEES #F-0326

Prepared for the Offices of: 		Winston-Salem Signal System Fiber-Optic Splicing Details		SEAL NORTH CAROLINA REGISTERED PROFESSIONAL ENGINEER ALFRED BADGETT III 19962	
Division 09 Forsyth County Winston-Salem		PLAN DATE: February 2013		REVIEWED BY: HAB	
PREPARED BY: BJS		REVIEWED BY: JTB		INIT. DATE	
SCALE N.T.S.		REVISIONS		INIT. DATE	
				H. Alfred Badgett 3/22/13 SIGNATURE DATE	

CADD File name: FS-21.dgn

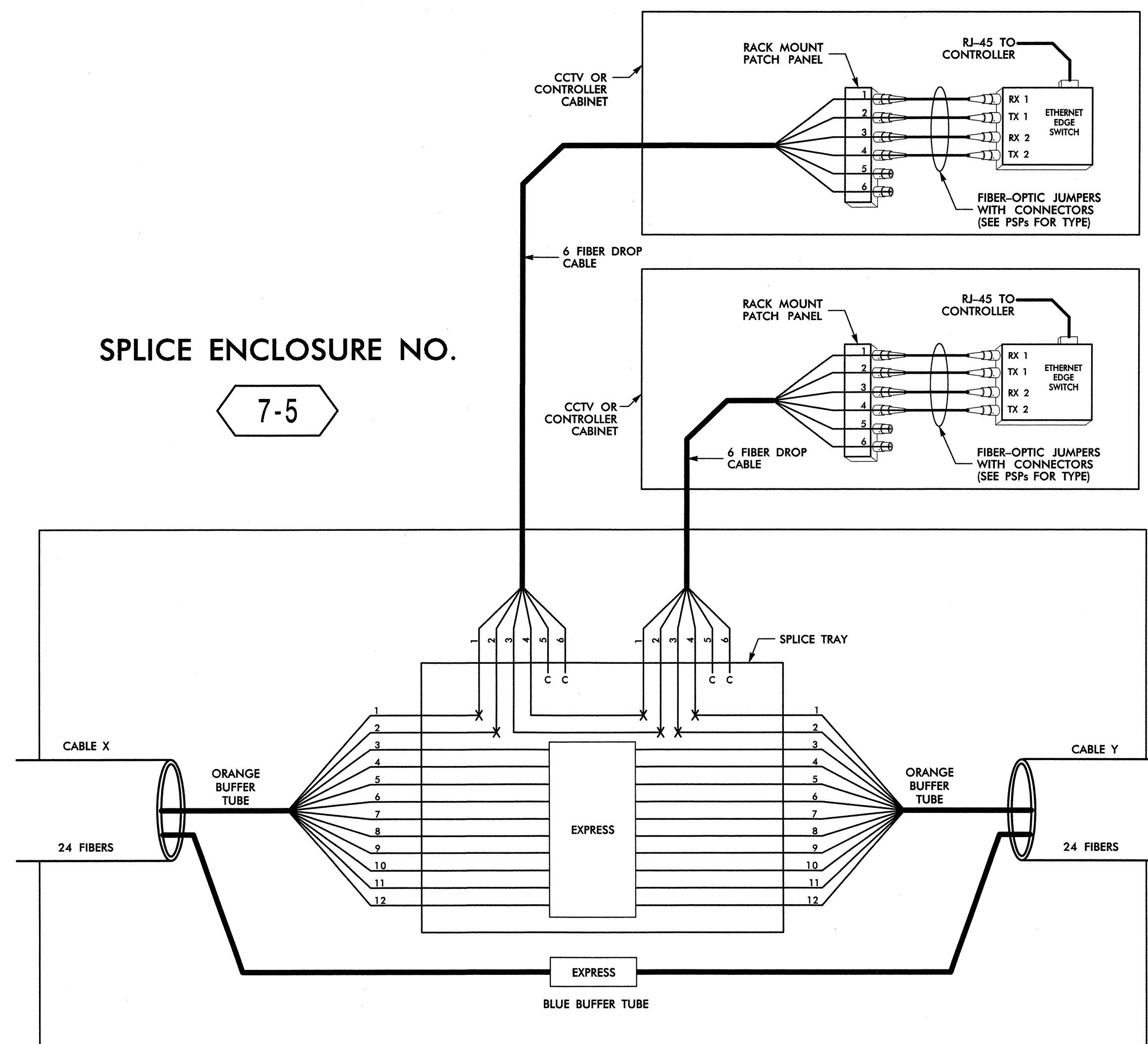
SPLICE ENCLOSURE NO.

7-4
SEE: CL B-135



SPLICE ENCLOSURE NO.

7-5



SPLICE ENCLOSURE NO. 7-5							
INTERSECTION NO.	CL SHEET	CABLE X			CABLE Y		
		CABLE NO.	ALONG ROUTE	TO	CABLE NO.	ALONG ROUTE	TO
09-0470 / 09-0808	CL B-137	7A	JONESTOWN RD	COUNTRY CLUB RD	7A	JONESTOWN RD	HANES MALL BLVD
09-1173	CL B-066	7C	HANES MALL BLVD	JONESTOWN RD	7C	HANES MALL BLVD	FOX TROT COURT

14-MAR-2013 12:42 D:\trnsport\atlon\trffc\cur\100022712_Winston-Salem_Sig_Sys\Comms and ITS\5p1\Loc Diagrams\Phase B\F-5-24.dgn 13833

ATKINS 1616 EAST MILLBROOK ROAD, SUITE 310
RALEIGH, NORTH CAROLINA 27609
(919) 876-6888 NCBEEES #F-0326

LEGEND

COLOR CODE	
TIA/EIA	598-B
(1) BLUE	(7) RED
(2) ORANGE	(8) BLACK
(3) GREEN	(9) YELLOW
(4) BROWN	(10) VIOLET
(5) SLATE	(11) ROSE
(6) WHITE	(12) AQUA

X = FUSION SPLICE INDIVIDUAL FIBER
C = CAP AND SEAL

EXPRESS = EXPRESS ENTIRE BUFFER TUBE / FIBERS THROUGH WITHOUT CUTTING
BUFFER SPLICE = SPLICE ALL FIBERS IN BUFFER TUBE COLOR TO COLOR

NOTES

- UNUSED FIBERS LEFT COILED AND STORED IN SPLICE TRAY
- UNUSED BUFFER TUBES LEFT COILED AND STORED IN SPLICE ENCLOSURE
- EDGE SWITCH CONFIGURATIONS ARE GENERIC. CONTRACTOR IS RESPONSIBLE FOR DETERMINING/ENSURING THE PROPER TERMINATIONS.

Prepared for the Offices of:

750 Greenfield Parkway, Garner, NC 27529

**Winston-Salem Signal System
Fiber-Optic
Splicing Details**

Division 09 Forsyth County Winston-Salem

PLAN DATE: February 2013 REVIEWED BY: HAB

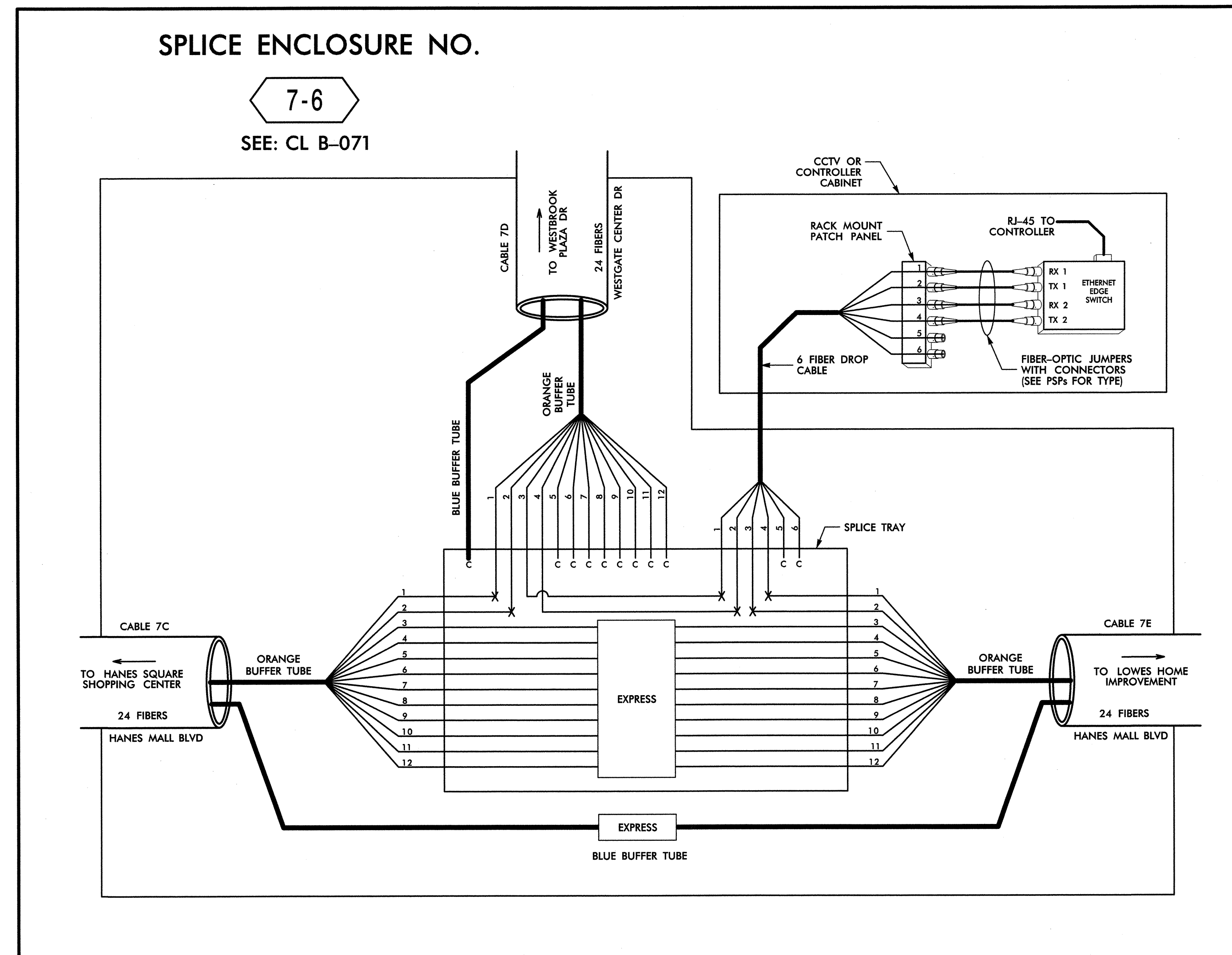
PREPARED BY: BJS REVIEWED BY: JTB

REVISIONS	INIT.	DATE

SCALE: N.T.S.

Signature: *Alfred Badgett* 3/22/13
DATE

CADD Filename: FS-24.dgn



14-MAR-2013 12:42
 O:\transport\Traffic\Curric\00022712\Winston Salem Sig Sys\Comms and ITS\Splice Diagrams\Phase B\F5-25.dgn
 13833

LEGEND

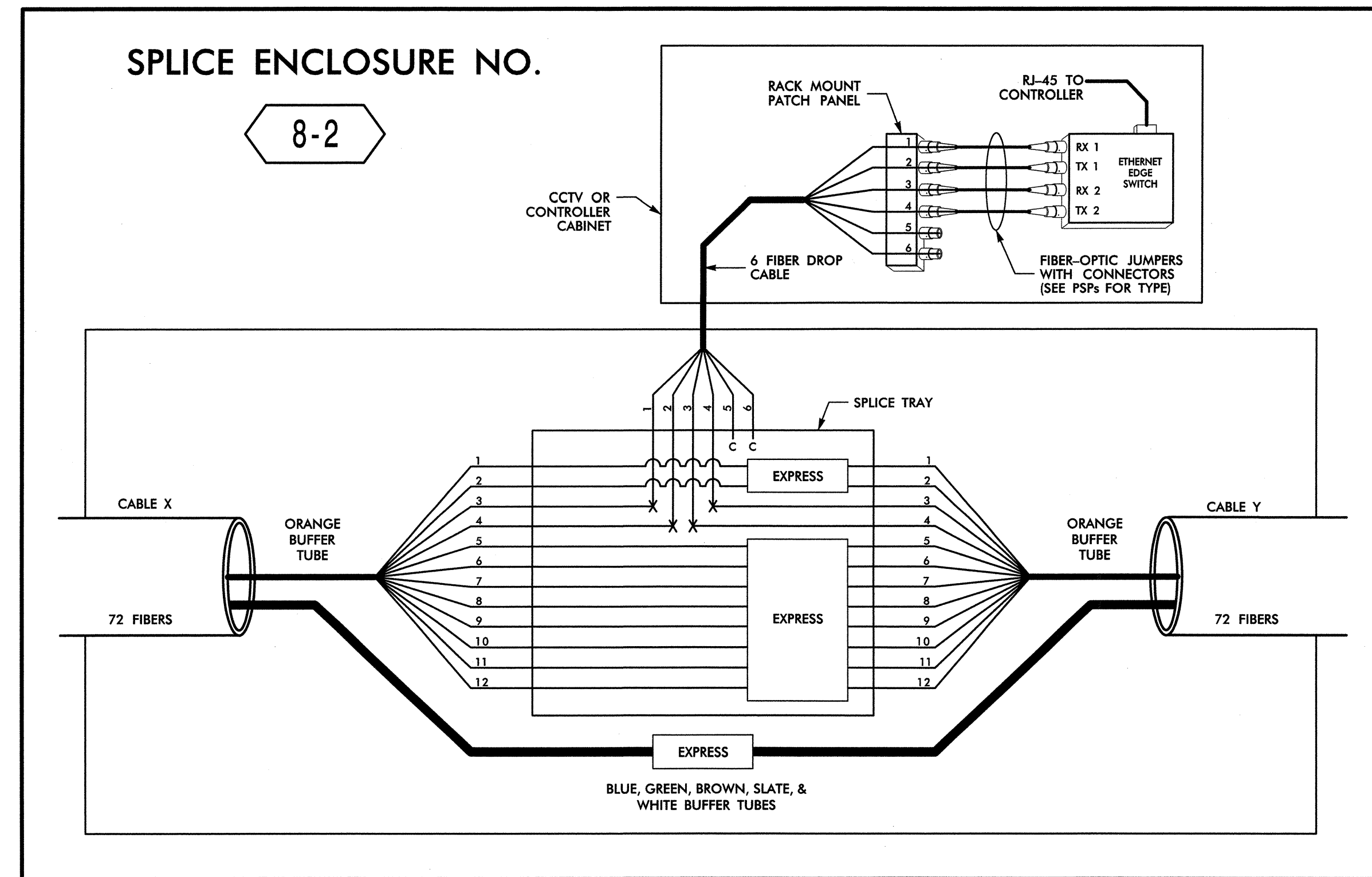
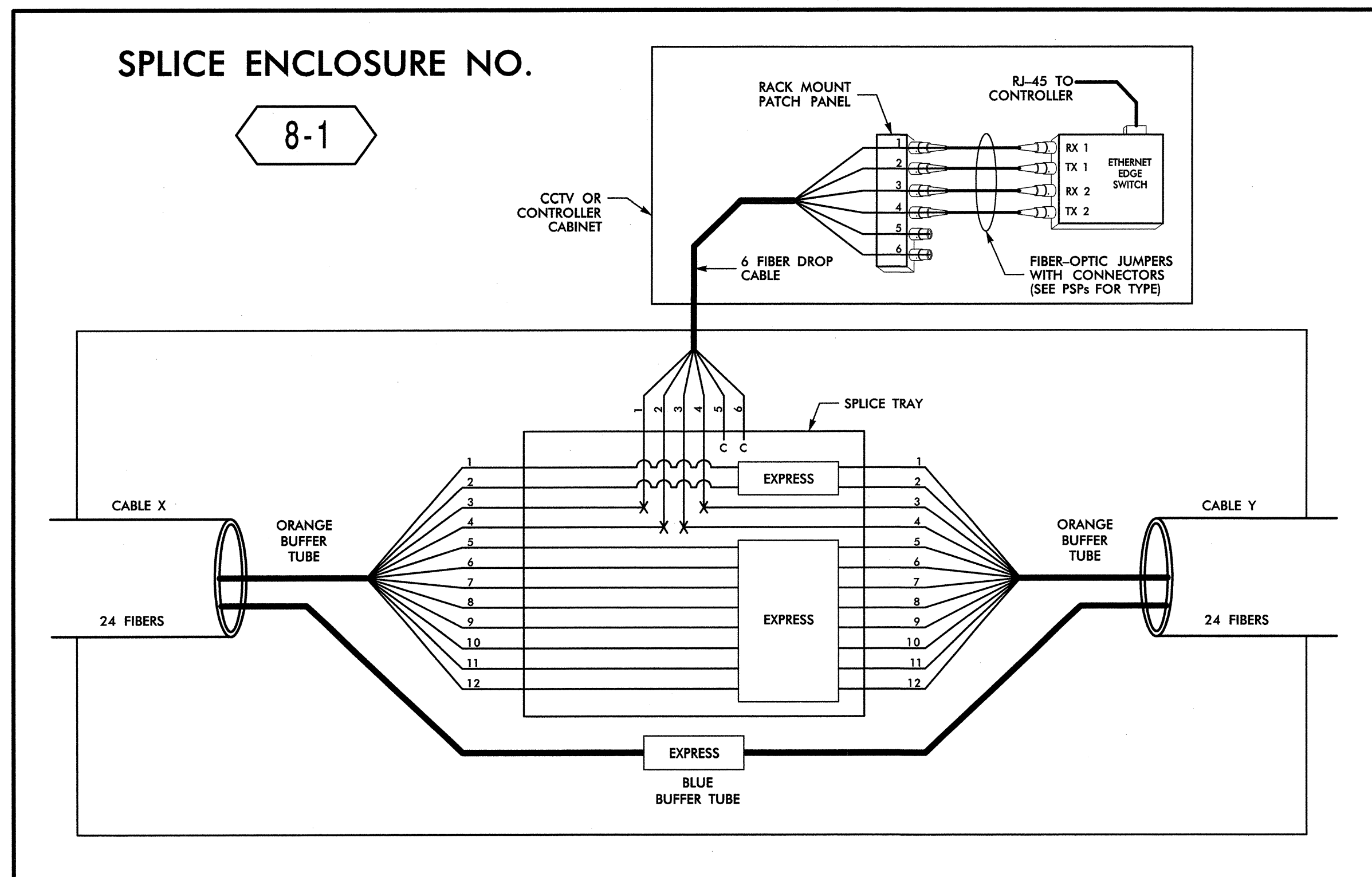
<table border="1"> <tr> <th colspan="2">COLOR CODE</th> </tr> <tr> <td>TIA/EIA</td> <td>598-B</td> </tr> </table>		COLOR CODE		TIA/EIA	598-B	X = FUSION SPLICE INDIVIDUAL FIBER C = CAP AND SEAL
COLOR CODE						
TIA/EIA	598-B					
(1) BLUE (2) ORANGE (3) GREEN (4) BROWN (5) SLATE (6) WHITE	(7) RED (8) BLACK (9) YELLOW (10) VIOLET (11) ROSE (12) AQUA	<table border="1"> <tr> <td>EXPRESS</td> <td>EXPRESS ENTIRE BUFFER TUBE / FIBERS THROUGH WITHOUT CUTTING</td> </tr> <tr> <td>BUFFER SPLICE</td> <td>SPLICE ALL FIBERS IN BUFFER TUBE COLOR TO COLOR</td> </tr> </table>	EXPRESS	EXPRESS ENTIRE BUFFER TUBE / FIBERS THROUGH WITHOUT CUTTING	BUFFER SPLICE	SPLICE ALL FIBERS IN BUFFER TUBE COLOR TO COLOR
EXPRESS	EXPRESS ENTIRE BUFFER TUBE / FIBERS THROUGH WITHOUT CUTTING					
BUFFER SPLICE	SPLICE ALL FIBERS IN BUFFER TUBE COLOR TO COLOR					

- NOTES**
- UNUSED FIBERS LEFT COILED AND STORED IN SPLICE TRAY
 - UNUSED BUFFER TUBES LEFT COILED AND STORED IN SPLICE ENCLOSURE
 - EDGE SWITCH CONFIGURATIONS ARE GENERIC. CONTRACTOR IS RESPONSIBLE FOR DETERMINING/ENSURING THE PROPER TERMINATIONS.

ATKINS 1616 EAST MILLBROOK ROAD, SUITE 310
 RALEIGH, NORTH CAROLINA 27609
 (919) 876-6888 NCBES #F-0326

	Prepared for the Offices of: Winston-Salem Signal System Fiber-Optic Splicing Details		
	Division 09 Forsyth County Winston-Salem PLAN DATE: February 2013 REVIEWED BY: HAH PREPARED BY: BJS REVIEWED BY: JTB		
750 Greenfield Parkway, Garner, NC 27529 SCALE: N.T.S.	REVISIONS: _____ INIT.: _____ DATE: _____	SIGNATURE: <i>H. Alfred Biedert</i> 3/22/13 DATE:	SEAL

CADD Filename: FS-25.dgn



SPLICE ENCLOSURE NO. 8-1							
INTERSECTION NO.	CL SHEET	CABLE X			CABLE Y		
		CABLE NO.	ALONG ROUTE	TO	CABLE NO.	ALONG ROUTE	TO
09-1165	CL B-072	8A	HANES MALL BLVD	STRATFORD RD	8A	HANES MALL BLVD	FRONTIS PLAZA BLVD
09-0937	CL B-073	8A	HANES MALL BLVD	HAMPTON INN CT	8A	HANES MALL BLVD	BROOKVIEW HILLS BLVD
09-1268	CL B-073	8A	HANES MALL BLVD	FRONTIS PLAZA BLVD	8A	HANES MALL BLVD	I-40 EB RAMP
09-0625	CL B-074	8A	HANES MALL BLVD	BROOKVIEW HILLS BLVD	8A	HANES MALL BLVD	I-40 WB RAMP
09-0624	CL B-074	8A	HANES MALL BLVD	I-40 EB RAMP	8A	HANES MALL BLVD	TRULIANT WAY
09-0902	CL B-075	8A	HANES MALL BLVD	I-40 WB RAMP	8A	HANES MALL BLVD	SILAS CREEK CROSSING
09-0623	CL B-076	8A	HANES MALL BLVD	TRULIANT WAY	8A	HANES MALL BLVD	SILAS CREEK PKWY
09-0797	CL B-088	8B	SILAS CREEK PKWY	HANES MALL BLVD	8B	SILAS CREEK PKWY	FORSYTH HOSPITAL
09-1324	CL B-087	8B	SILAS CREEK PKWY	HANES MALL ACCESS	8B	SILAS CREEK PKWY	HAWTHORNE RD

SPLICE ENCLOSURE NO. 8-2							
INTERSECTION NO.	CL SHEET	CABLE X			CABLE Y		
		CABLE NO.	ALONG ROUTE	TO	CABLE NO.	ALONG ROUTE	TO
09-0329	CL B-055	8C	STRATFORD RD	SILAS CREEK PKWY SB RAMP	8C	STRATFORD RD	WEST MILL RD
09-0269	CL B-054	8C	STRATFORD RD	HEALY DR	8C	STRATFORD RD	WESTBROOK PLAZA DR
09-0846	CL B-053	8C	STRATFORD RD	VEST MILL RD	8C	STRATFORD RD	I-40 WB RAMPS


14-MAR-2013 12:42 D:\projects\transportation\winston-salem-sig-systems\comms-and-its\501\loc-diagrams\phase B\F-5-26.dgn

LEGEND

COLOR CODE TIA/EIA 598-B	(7) RED	X = FUSION SPLICE INDIVIDUAL FIBER
(1) BLUE	(8) BLACK	C = CAP AND SEAL
(2) ORANGE	(9) YELLOW	EXPRESS = EXPRESS ENTIRE BUFFER TUBE / FIBERS THROUGH WITHOUT CUTTING
(3) GREEN	(10) VIOLET	BUFFER SPLICE = SPLICE ALL FIBERS IN BUFFER TUBE COLOR TO COLOR
(4) BROWN	(11) ROSE	
(5) SLATE	(12) AQUA	
(6) WHITE		

- NOTES**
- UNUSED FIBERS LEFT COILED AND STORED IN SPLICE TRAY
 - UNUSED BUFFER TUBES LEFT COILED AND STORED IN SPLICE ENCLOSURE
 - EDGE SWITCH CONFIGURATIONS ARE GENERIC. CONTRACTOR IS RESPONSIBLE FOR DETERMINING/ENSURING THE PROPER TERMINATIONS.

ATKINS 1616 EAST MILLBROOK ROAD, SUITE 310
RALEIGH, NORTH CAROLINA 27609
(919) 876-6888 NCBEES #F-0326

Prepared for the Offices of:

**Winston-Salem Signal System
Fiber-Optic
Splicing Details**

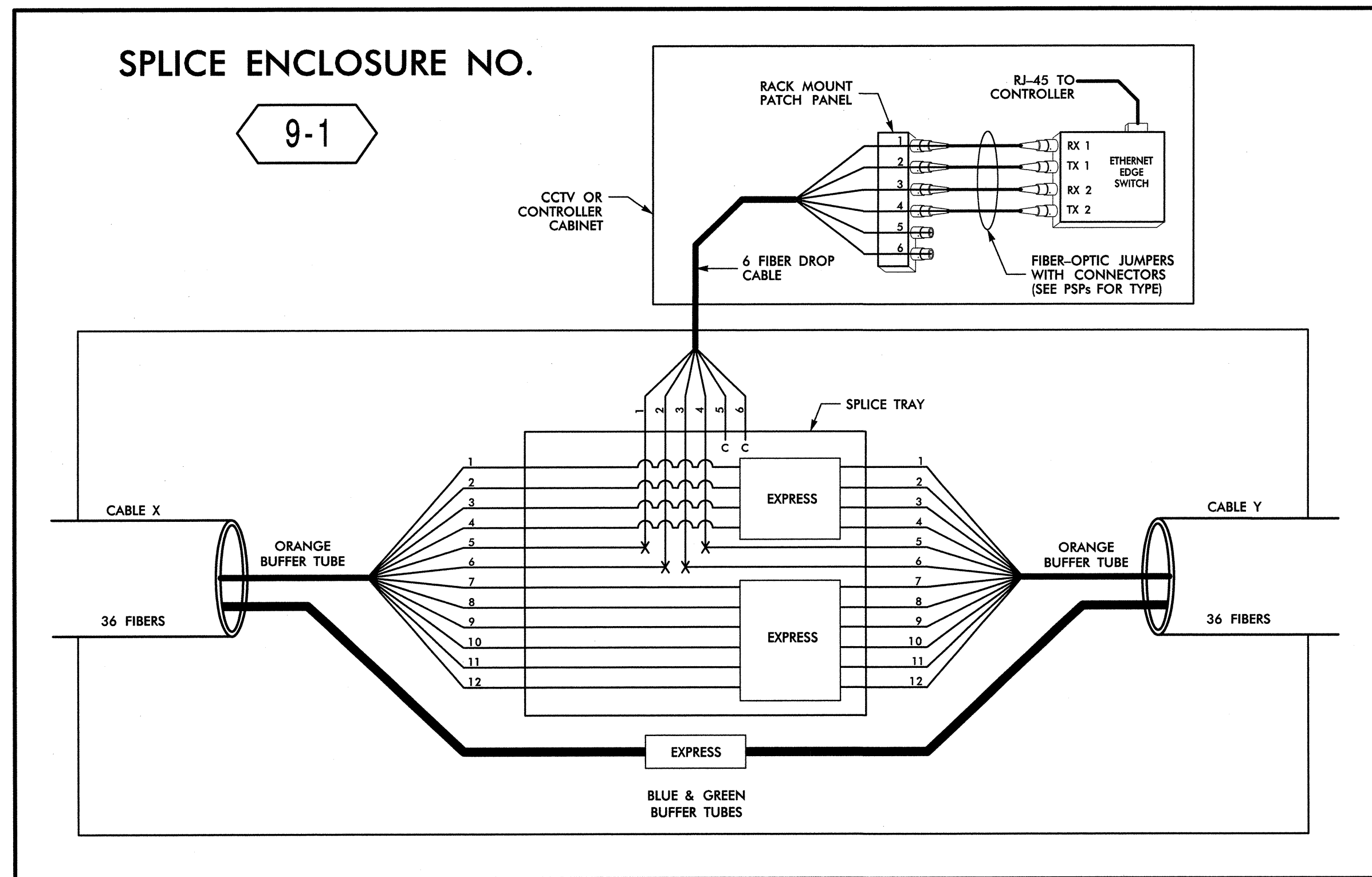
Division 09 Forsyth County Winston-Salem
 PLAN DATE: February 2013 REVIEWED BY: HAB
 PREPARED BY: BJS REVIEWED BY: JTB

SCALE: N.T.S.

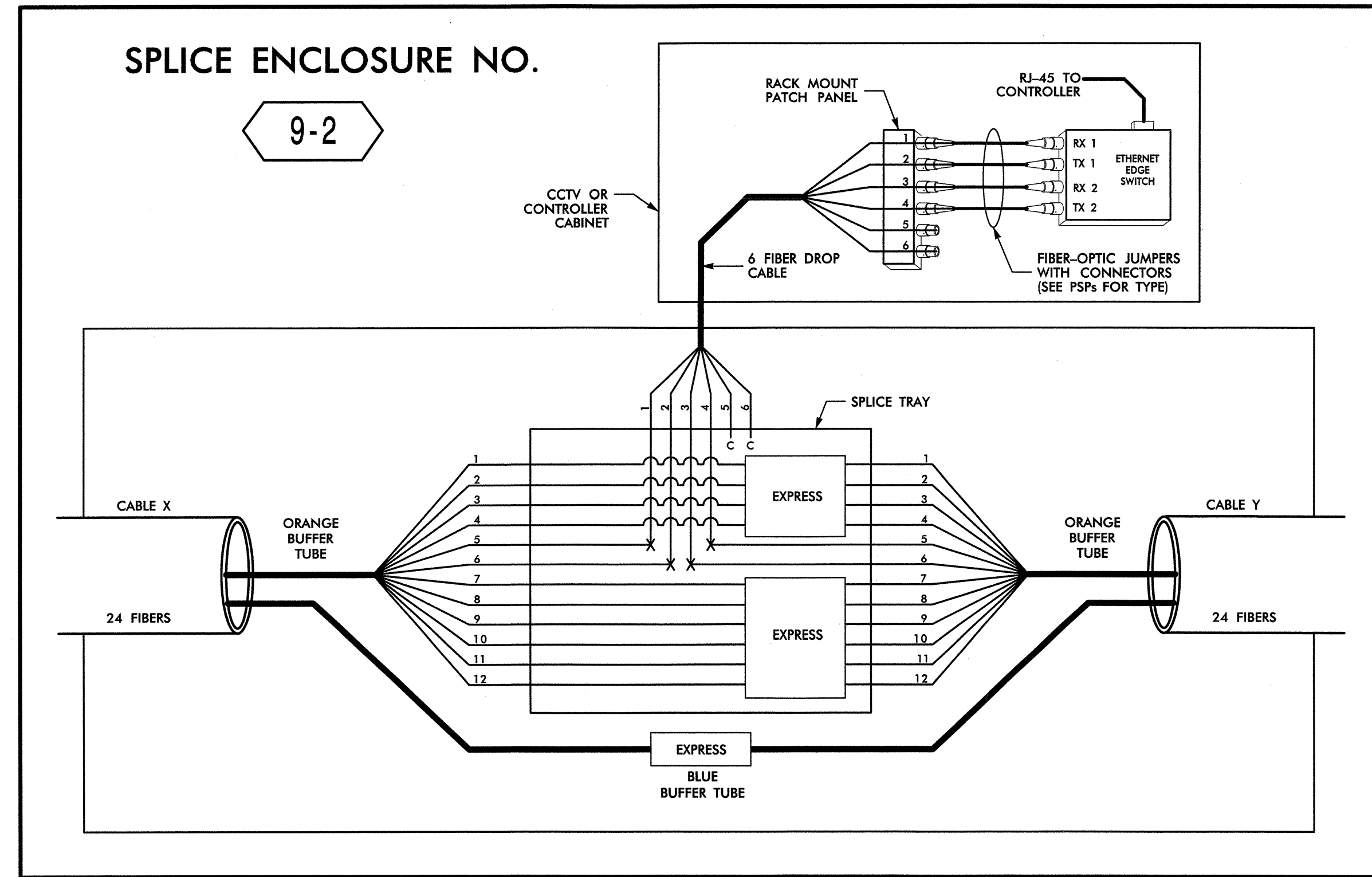
REVISIONS: _____ INIT. DATE

H. Alfred Badgett
 SIGNATURE DATE: 3/26/13

CADD Filename: FS-26.dgn



SPLICE ENCLOSURE NO. 9-1							
INTERSECTION NO.	CL SHEET	CABLE X			CABLE Y		
		CABLE NO.	ALONG ROUTE	TO	CABLE NO.	ALONG ROUTE	TO
09-1298	CL B-047	9C	STRATFORD RD	BURKE MILL RD	9C	STRATFORD RD	KIMWELL DR
09-0827	CL B-046	9C	STRATFORD RD	HILLCREST CENTER DR	9C	STRATFORD RD	CLEMMONSVILLE RD



SPLICE ENCLOSURE NO. 9-2							
INTERSECTION NO.	CL SHEET	CABLE X			CABLE Y		
		CABLE NO.	ALONG ROUTE	TO	CABLE NO.	ALONG ROUTE	TO
C-369	CL B-064	9B	BURKE MILL RD	STRATFORD RD	9B	BURKE MILL RD	FRONTIS PLAZA BLVD
C-368	CL B-065	9B	BURKE MILL RD	GRIFFITH RD	9B	BURKE MILL RD	KIMEL PARK DR
09-0366	CL B-028	9D	CLEMMONSVILLE RD	STRATFORD RD	9D	CLEMMONSVILLE RD	OLD SALISBURY RD

14-MAR-2013 12:42 0:\projects\transportation\Traffic\Curran\00022712_Winston_Salem_Sig_Systems_and_ITIS\501\Doc_Diagrams\Phase B\F-5-28.dgn

LEGEND

(1) BLUE	(7) RED	X = FUSION SPLICE INDIVIDUAL FIBER
(2) ORANGE	(8) BLACK	C = CAP AND SEAL
(3) GREEN	(9) YELLOW	EXPRESS = EXPRESS ENTIRE BUFFER TUBE / FIBERS THROUGH WITHOUT CUTTING
(4) BROWN	(10) VIOLET	BUFFER SPLICE = SPLICE ALL FIBERS IN BUFFER TUBE COLOR TO COLOR
(5) SLATE	(11) ROSE	
(6) WHITE	(12) AQUA	

- NOTES**
- UNUSED FIBERS LEFT COILED AND STORED IN SPLICE TRAY
 - UNUSED BUFFER TUBES LEFT COILED AND STORED IN SPLICE ENCLOSURE
 - EDGE SWITCH CONFIGURATIONS ARE GENERIC. CONTRACTOR IS RESPONSIBLE FOR DETERMINING/ENSURING THE PROPER TERMINATIONS.

1616 EAST MILLBROOK ROAD, SUITE 310
RALEIGH, NORTH CAROLINA 27609
(919) 876-6888 NCBEES #F-0326

**Winston-Salem Signal System
Fiber-Optic
Splicing Details**

Division 09 Forsyth County Winston-Salem

PLAN DATE: February 2013 REVIEWED BY: HAB

PREPARED BY: BJS REVIEWED BY: JTB

SCALE: N.T.S.

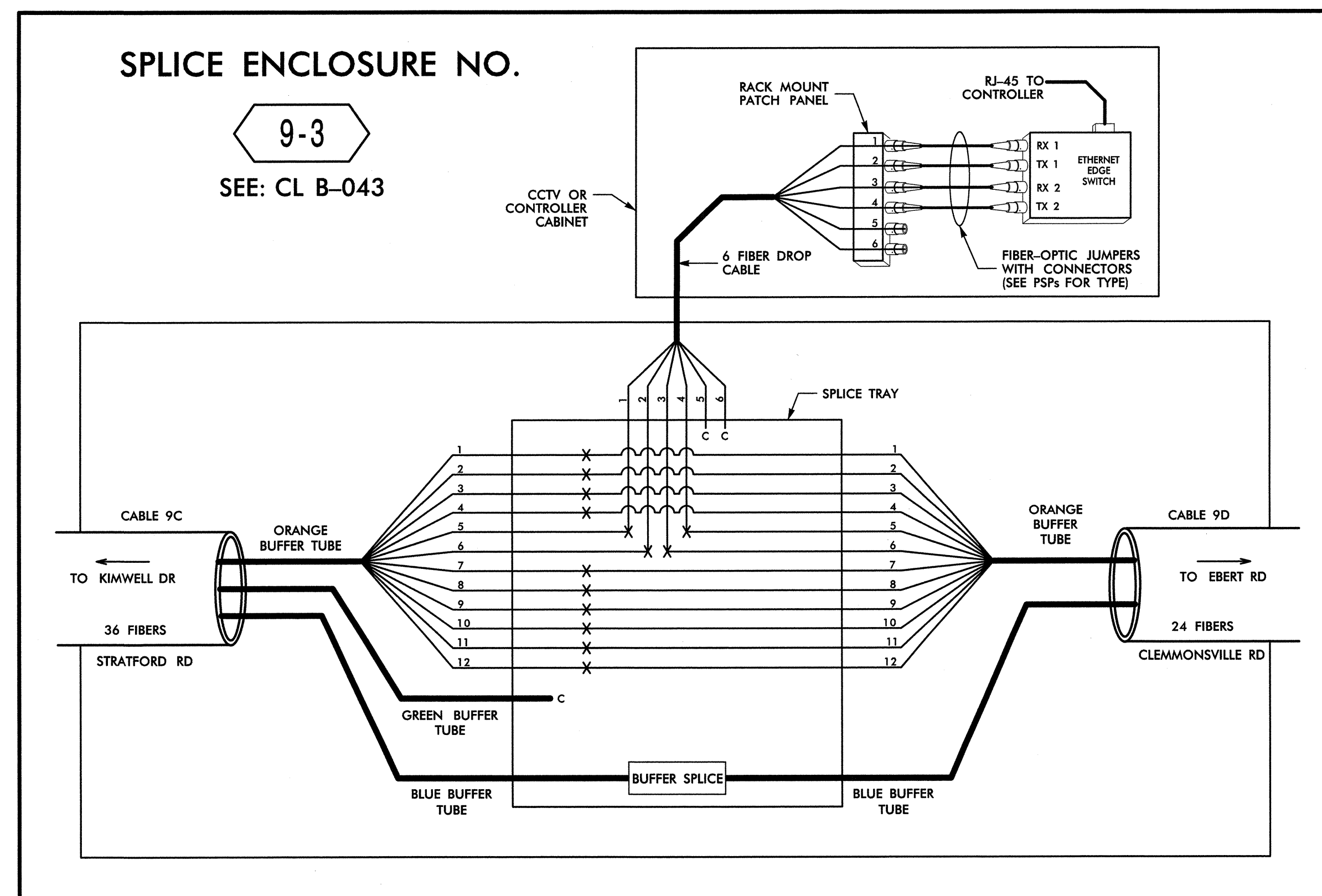
REVISIONS: _____

INIT. DATE

Signature: *H. Alfred Badgett* DATE: _____

CADD Filename: FS-28.dgn

SEAL



14-MAR-2013 12:42
 D:\c:\transport\101\ton\Traffic\Cur\100022712\Winston Salem Sig Sys\Comms and ITS\Splice Diagrams\Phase B\F5-29.dgn
 13833

COLOR CODE TIA/EIA 598-B	
(1) BLUE	(7) RED
(2) ORANGE	(8) BLACK
(3) GREEN	(9) YELLOW
(4) BROWN	(10) VIOLET
(5) SLATE	(11) ROSE
(6) WHITE	(12) AQUA

X = FUSION SPlice INDIVIDUAL FIBER
 C = CAP AND SEAL
 EXPRESS = EXPRESS ENTIRE BUFFER TUBE /FIBERS THROUGH WITHOUT CUTTING
 BUFFER SPlice = SPlice ALL FIBERS IN BUFFER TUBE COLOR TO COLOR

- NOTES**
- UNUSED FIBERS LEFT COILED AND STORED IN SPlice TRAY
 - UNUSED BUFFER TUBES LEFT COILED AND STORED IN SPlice ENCLOSURE
 - EDGE SWITCH CONFIGURATIONS ARE GENERIC. CONTRACTOR IS RESPONSIBLE FOR DETERMINING/ENSURING THE PROPER TERMINATIONS.

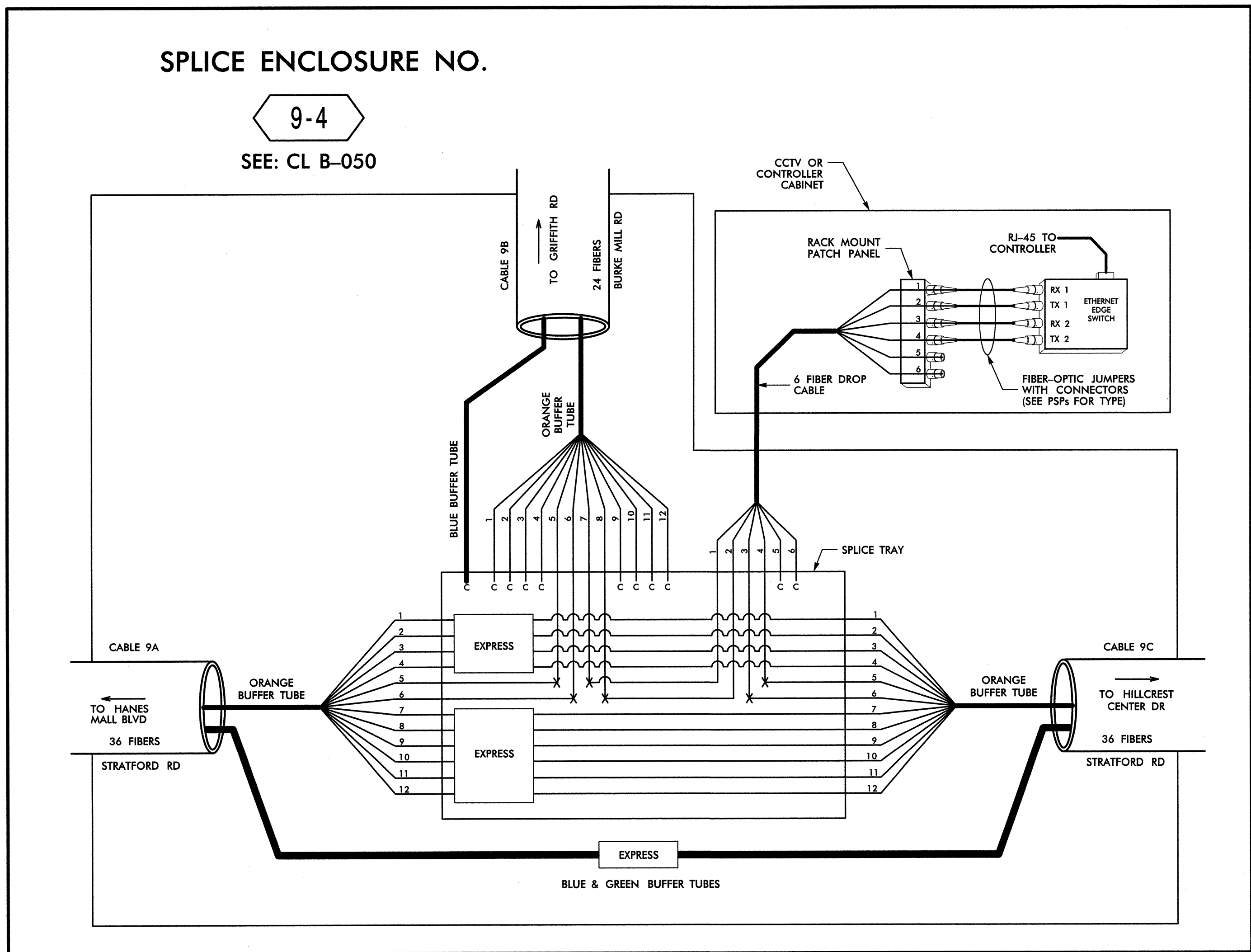
ATKINS 1616 EAST MILLBROOK ROAD, SUITE 310
 RALEIGH, NORTH CAROLINA 27609
 (919) 876-6888 NCBEES #F-0326

	Prepared for the Offices of: 		
	Winston-Salem Signal System Fiber-Optic Splicing Details		
	Division 09 Forsyth County Winston-Salem PLAN DATE: February 2013 REVIEWED BY: HAB	PREPARED BY: BJS REVIEWED BY: JTB	
	SCALE N.T.S.	REVISIONS	INIT. DATE

Signature: *Alfred Badgett* 3/22/13
 Date: 3/22/13
 CADD Filename: FS-29.dgn

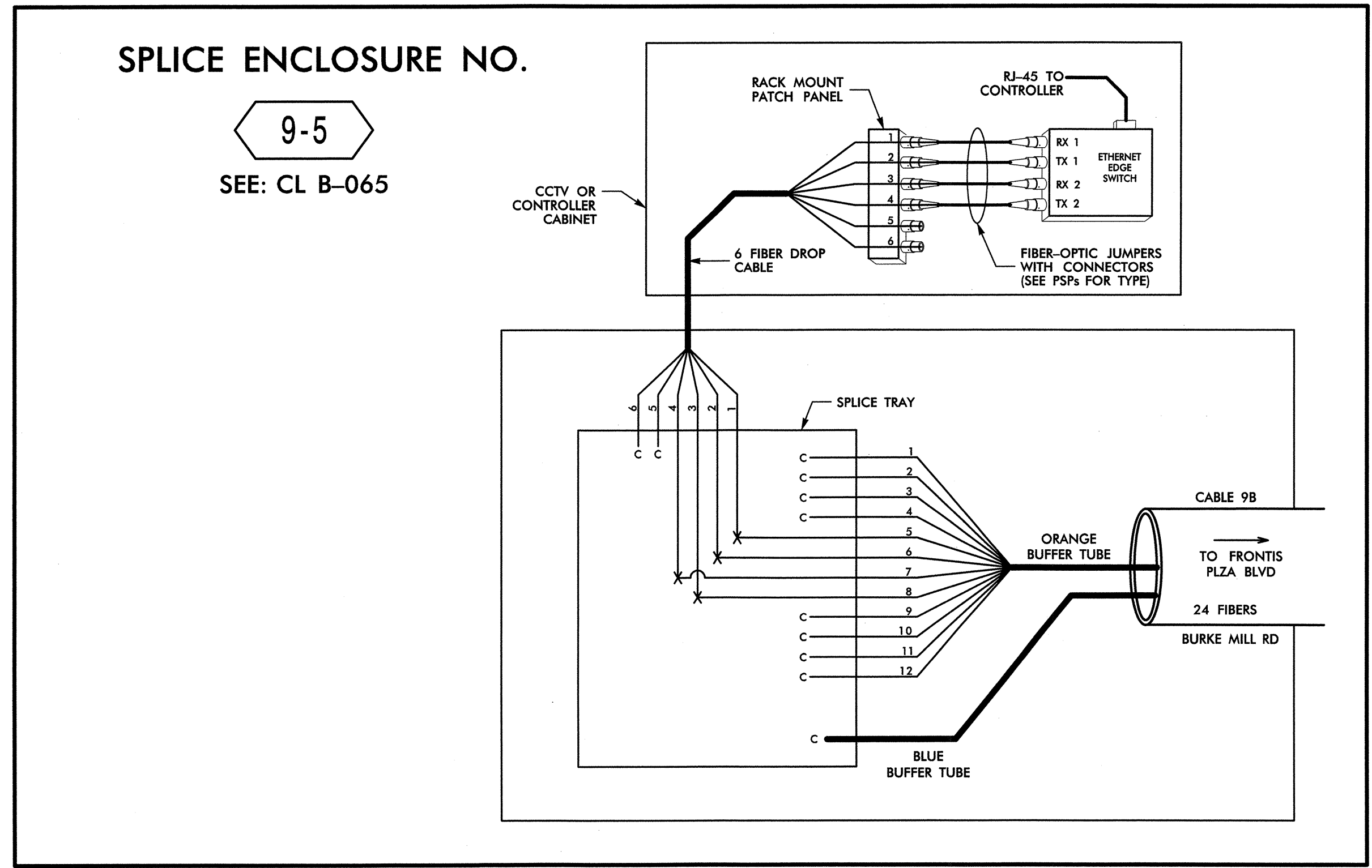
SPLICE ENCLOSURE NO.

9-4
SEE: CL B-050



SPLICE ENCLOSURE NO.

9-5
SEE: CL B-065



14-MAR-2013 12:43 D:\transportat\on\Traffic\Cur\100022712\Winston Salem Sig Sys\Comms and ITS\Splice Diagrams\Phase BMF5-30.dgn

LEGEND

COLOR CODE TIA/EIA 598-B	
(1) BLUE	(7) RED
(2) ORANGE	(8) BLACK
(3) GREEN	(9) YELLOW
(4) BROWN	(10) VIOLET
(5) SLATE	(11) ROSE
(6) WHITE	(12) AQUA

X = FUSION SPLICE INDIVIDUAL FIBER
C = CAP AND SEAL

EXPRESS = EXPRESS ENTIRE BUFFER TUBE / FIBERS THROUGH WITHOUT CUTTING

BUFFER SPLICE = SPLICE ALL FIBERS IN BUFFER TUBE COLOR TO COLOR

NOTES

- UNUSED FIBERS LEFT COILED AND STORED IN SPLICE TRAY
- UNUSED BUFFER TUBES LEFT COILED AND STORED IN SPLICE ENCLOSURE
- EDGE SWITCH CONFIGURATIONS ARE GENERIC. CONTRACTOR IS RESPONSIBLE FOR DETERMINING/ENSURING THE PROPER TERMINATIONS.

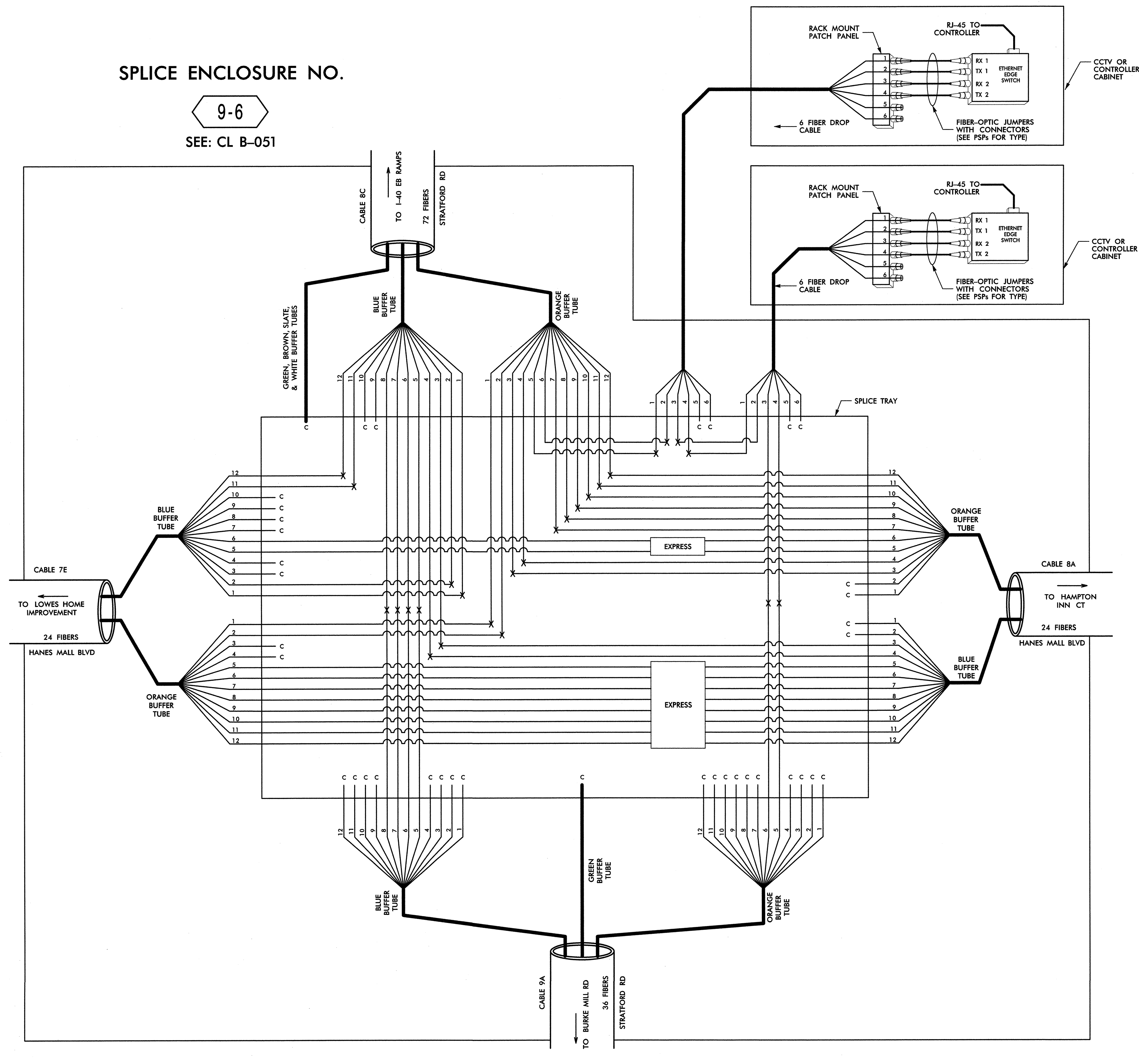
ATKINS 1616 EAST MILLBROOK ROAD, SUITE 310
RALEIGH, NORTH CAROLINA 27609
(919) 876-6888 NCBEES #F-0326

	Prepared for the Offices of: Winston-Salem Signal System Fiber-Optic Splicing Details		SEAL	
	Division 09 Forsyth County Winston-Salem			
	PLAN DATE: February 2013	REVIEWED BY: HAB		
	PREPARED BY: BJS	REVIEWED BY: JTB		
SCALE N.T.S.	REVISIONS	INIT. DATE		
SIGNATURE: <i>H. Alfred Badgett</i> 3/27/13			DATE	

CADD File name: FS-30.dgn

SPLICE ENCLOSURE NO.

9-6
SEE: CL B-051



14-MAR-2013 12:43 D:\transportation\Traffic\Curran\00022712 Winston Salem Sig Sys\Comms and ITS\Splice Diagrams\Phase B\F-5-31.dgn

LEGEND


COLOR CODE TIA/EIA 598-B	
(1) BLUE	(7) RED
(2) ORANGE	(8) BLACK
(3) GREEN	(9) YELLOW
(4) BROWN	(10) VIOLET
(5) SLATE	(11) ROSE
(6) WHITE	(12) AQUA

X = FUSION SPLICE INDIVIDUAL FIBER
C = CAP AND SEAL

EXPRESS = EXPRESS ENTIRE BUFFER TUBE /FIBERS THROUGH WITHOUT CUTTING

BUFFER SPLICED = SPLICE ALL FIBERS IN BUFFER TUBE COLOR TO COLOR

- NOTES**
- UNUSED FIBERS LEFT COILED AND STORED IN SPLICE TRAY
 - UNUSED BUFFER TUBES LEFT COILED AND STORED IN SPLICE ENCLOSURE
 - EDGE SWITCH CONFIGURATIONS ARE GENERIC. CONTRACTOR IS RESPONSIBLE FOR DETERMINING/ENSURING THE PROPER TERMINATIONS.



**Winston-Salem Signal System
Fiber-Optic
Splicing Details**

Division 09 Forsyth County Winston-Salem

PLAN DATE: February 2013 REVIEWED BY: HAB

PREPARED BY: BJS REVIEWED BY: JTB

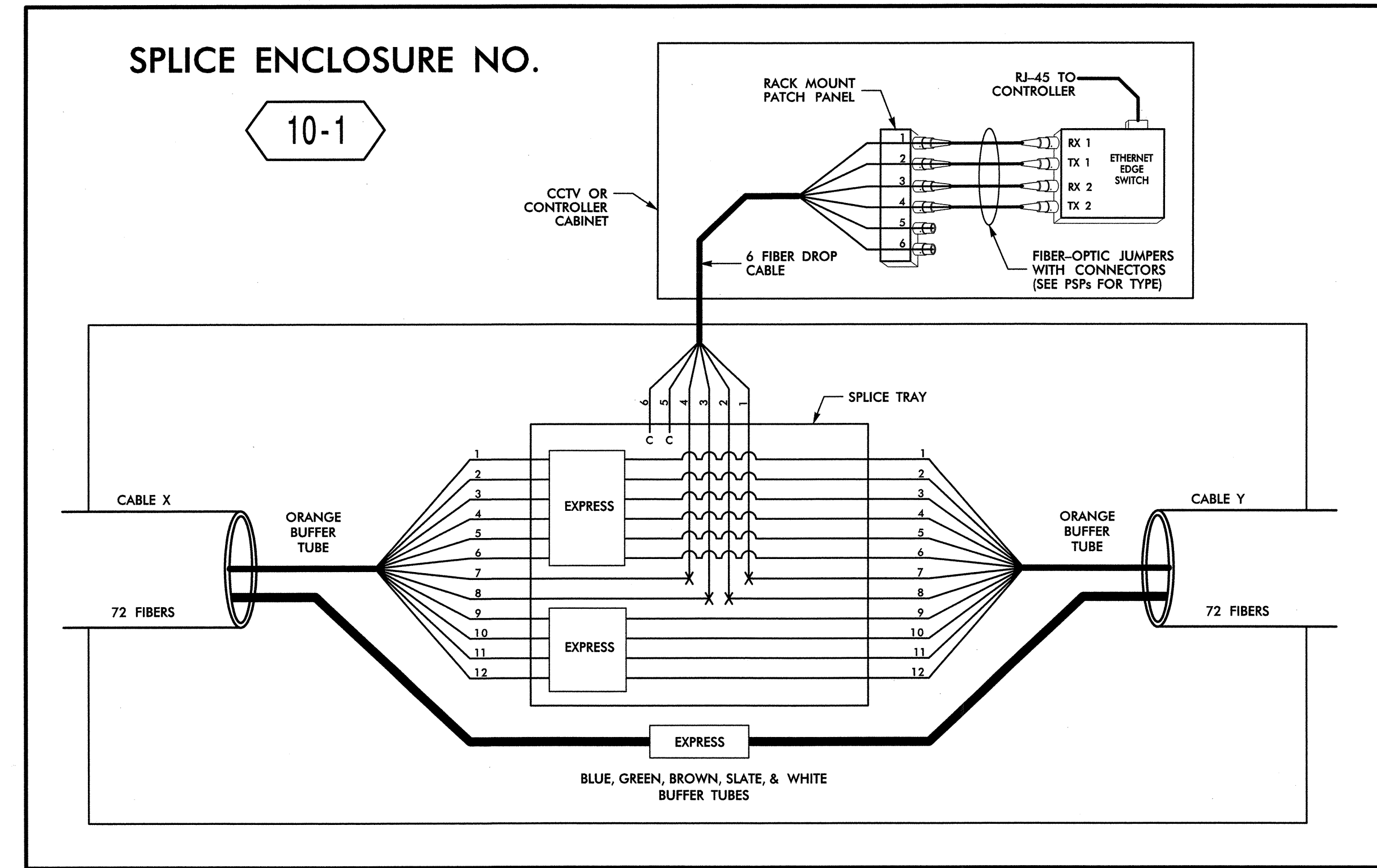
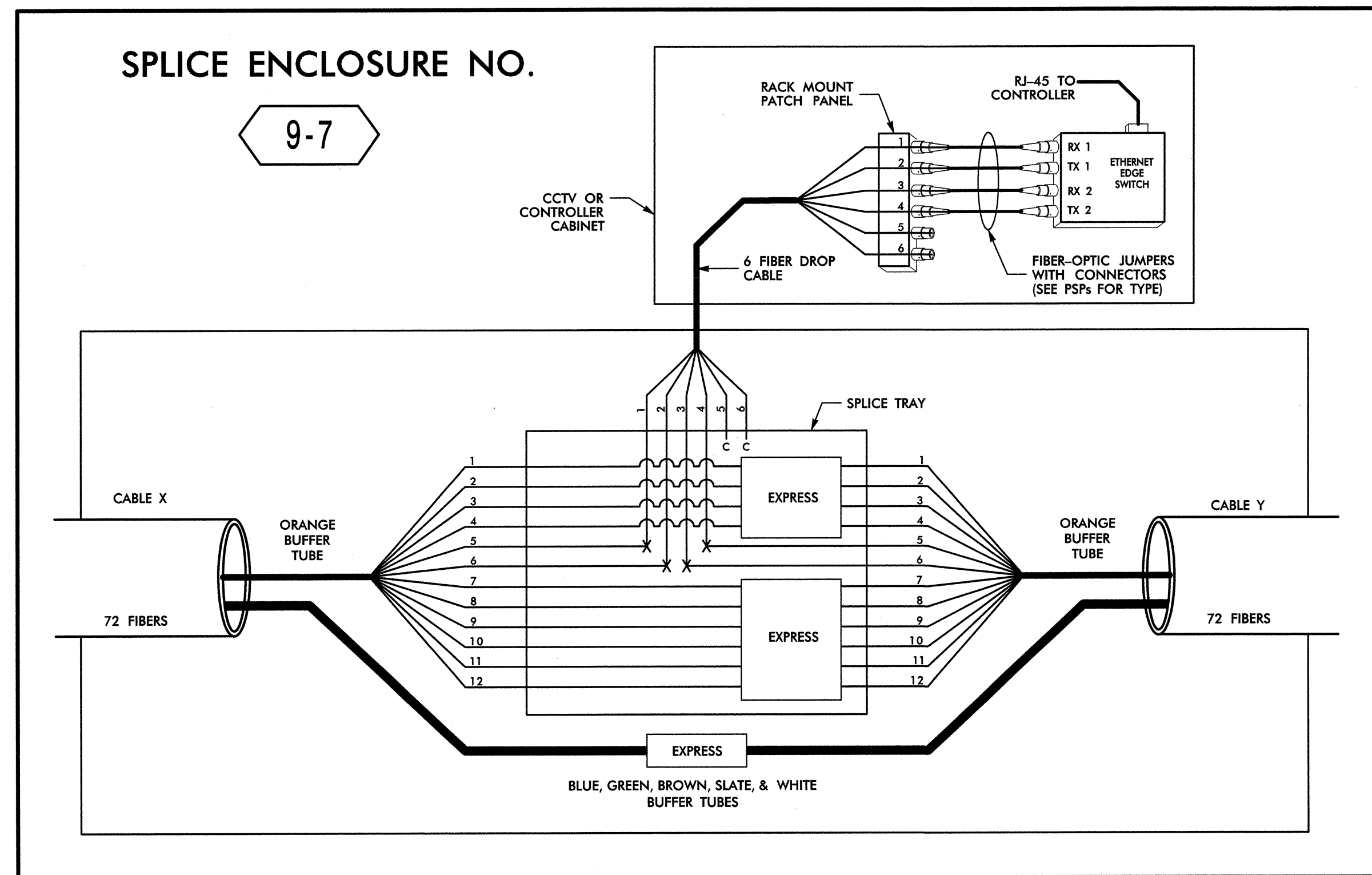
REVISIONS	INIT.	DATE

SCALE: N.T.S.

ATKINS 1616 EAST MILLBROOK ROAD, SUITE 310
RALEIGH, NORTH CAROLINA 27609
(919) 876-6888 NCBES #F-0326

SEAL
NORTH CAROLINA
REGISTERED PROFESSIONAL ENGINEER
SEAL 19962
ALFRED BADGETT III

Signature: Alfred Badgett III
Date: 3/20/13
CADD Filename: FS-31.dgn



SPlice ENCLOSURE NO. 9-7							
INTERSECTION NO.	CL SHEET	CABLE X			CABLE Y		
		CABLE NO.	ALONG ROUTE	TO	CABLE NO.	ALONG ROUTE	TO
09-0710	CL B-053	8C	STRATFORD RD	WESTBROOK PLAZA DR	8C	STRATFORD RD	I-40 EB RAMPS
09-0711	CL B-052	8C	STRATFORD RD	I-40 WB RAMPS	8C	STRATFORD RD	HANES MALL BLVD

SPlice ENCLOSURE NO. 10-1							
INTERSECTION NO.	CL SHEET	CABLE X			CABLE Y		
		CABLE NO.	ALONG ROUTE	TO	CABLE NO.	ALONG ROUTE	TO
09-0637	CL B-059	10B	STRATFORD RD	RICKS DR	10B	STRATFORD RD	KNOLLWOOD ST
09-0188	CL B-058	10B	STRATFORD RD	OLIVE ST	10B	STRATFORD RD	WESTVIEW DR
09-0388	CL B-057	10B	STRATFORD RD	SILAS CREEK PKWY NB RAMPS	10B	STRATFORD RD	RICKS DR
09-0258	CL B-056	8C	STRATFORD RD	HEALY DR	8C	STRATFORD RD	SILAS CREEK PKWY

14-MAR-2013 12:43 D:\transportat\on\Traf\c\curr\100022712 Winston Salem Sig Sys\Comms and ITS\Splice Diagrams\Phase B\F-S-32.dgn

ATKINS 1616 EAST MILLBROOK ROAD, SUITE 310
RALEIGH, NORTH CAROLINA 27609
(919) 876-6888 NCBES #F-0326

LEGEND

COLOR CODE TIA/EIA 598-B	X = FUSION SPlice INDIVIDUAL FIBER
(1) BLUE	(7) RED
(2) ORANGE	(8) BLACK
(3) GREEN	(9) YELLOW
(4) BROWN	(10) VIOLET
(5) SLATE	(11) ROSE
(6) WHITE	(12) AQUA

C = CAP AND SEAL

EXPRESS = EXPRESS ENTIRE BUFFER TUBE / FIBERS THROUGH WITHOUT CUTTING

BUFFER SPlice = SPlice ALL FIBERS IN BUFFER TUBE COLOR TO COLOR

- NOTES**
- UNUSED FIBERS LEFT COILED AND STORED IN SPlice TRAY
 - UNUSED BUFFER TUBES LEFT COILED AND STORED IN SPlice ENCLOSURE
 - EDGE SWITCH CONFIGURATIONS ARE GENERIC. CONTRACTOR IS RESPONSIBLE FOR DETERMINING/ENSURING THE PROPER TERMINATIONS.

**Winston-Salem Signal System
Fiber-Optic
Splicing Details**

Division 09 Forsyth County Winston-Salem

PLAN DATE: February 2013 REVIEWED BY: HAB

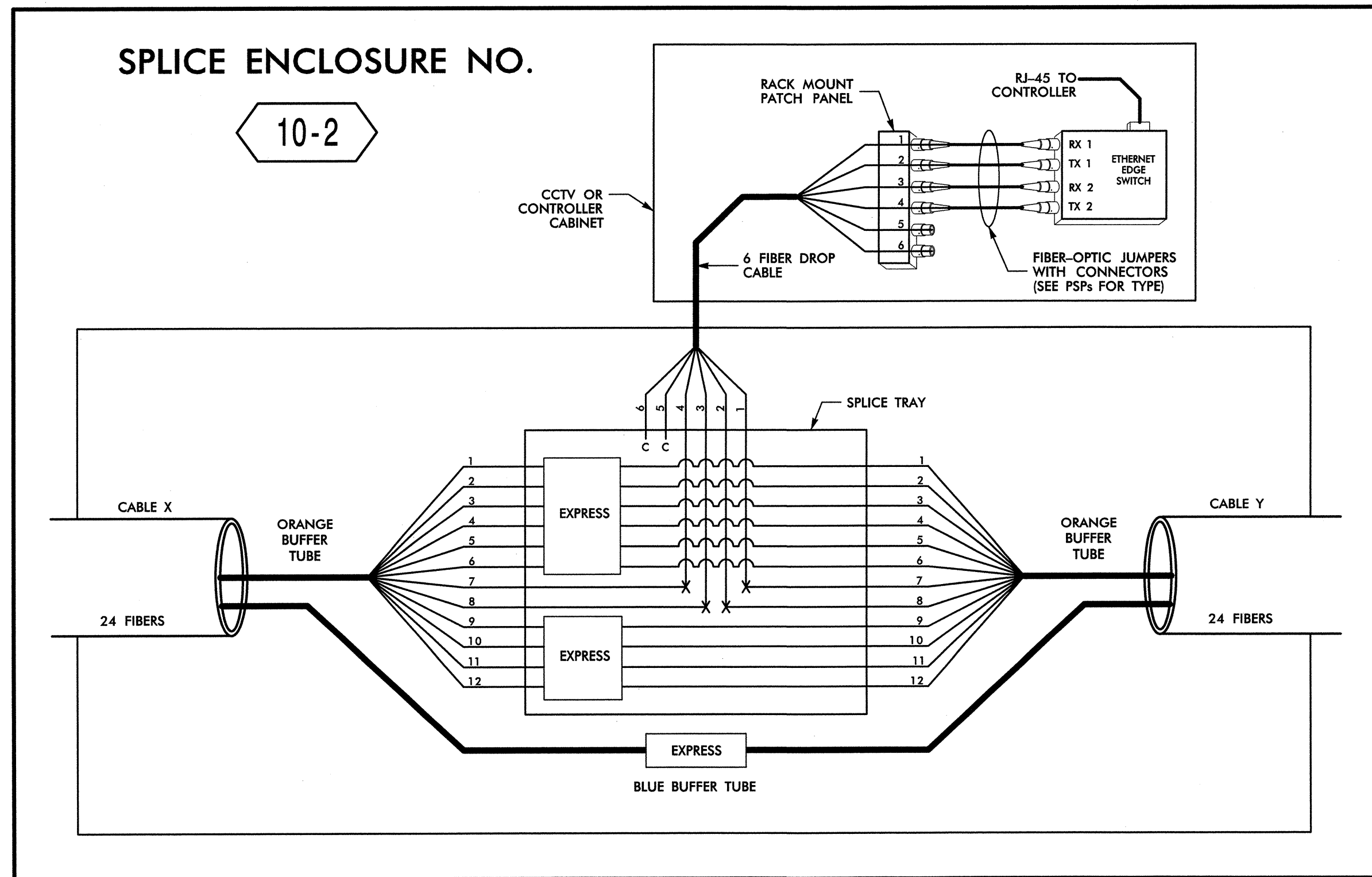
PREPARED BY: BJS REVIEWED BY: JTB

SCALE: N.T.S.

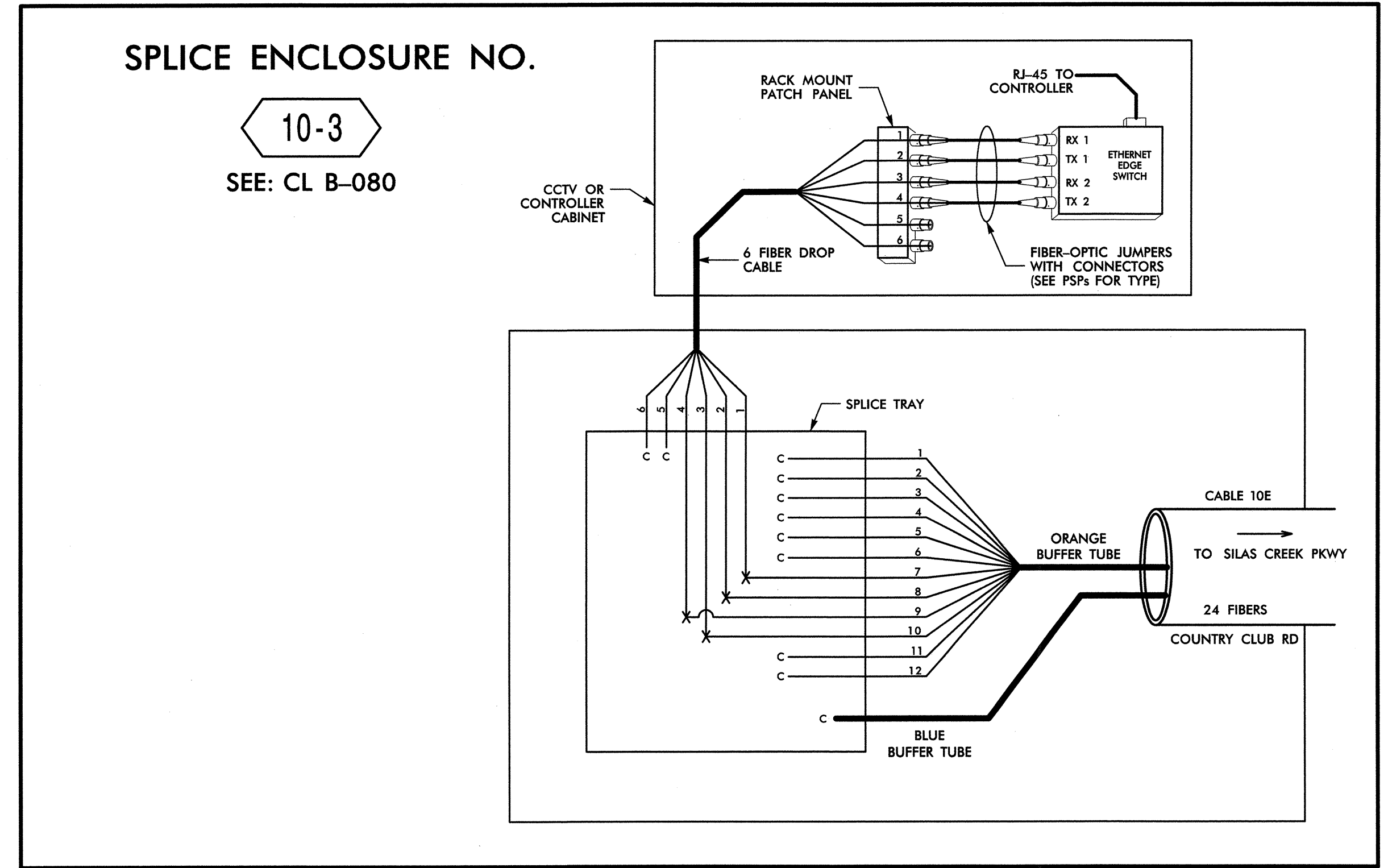
REVISIONS: _____ INIT. DATE: _____

Signature: *H. Alfred Badgett 3/22/13* DATE: _____

CADD Filename: FS-32.dgn



SPLICE ENCLOSURE NO. 10-2							
INTERSECTION NO.	CL SHEET	CABLE X			CABLE Y		
		CABLE NO.	ALONG ROUTE	TO	CABLE NO.	ALONG ROUTE	TO
C-052	CL B-128	10A	WESTVIEW DR	BUSINESS 40 WB RAMPS	10A	COUNTRY CLUB RD	1ST ST
09-0364	CL B-125	10A	KNOLLWOOD ST	LOWER MALL DR	10A	KNOLLWOOD ST	COUNTRY CLUB RD
C-295	CL B-125	10A	KNOLLWOOD ST	STRATFORD RD	10A	KNOLLWOOD ST	BUSINESS 40 WB RAMPS



14-MAR-2013 12:43 D:\Transportation\Traffic\Current\00022712 Winston Salem Sig Sys\Comms and ITS\Splice Diagrams\Phase B\F5-33.dgn

LEGEND

(1) BLUE	(7) RED	X = FUSION SPLICE INDIVIDUAL FIBER
(2) ORANGE	(8) BLACK	C = CAP AND SEAL
(3) GREEN	(9) YELLOW	EXPRESS = EXPRESS ENTIRE BUFFER TUBE / FIBERS THROUGH WITHOUT CUTTING
(4) BROWN	(10) VIOLET	BUFFER SPLICE = SPLICE ALL FIBERS IN BUFFER TUBE COLOR TO COLOR
(5) SLATE	(11) ROSE	
(6) WHITE	(12) AQUA	

- NOTES**
- UNUSED FIBERS LEFT COILED AND STORED IN SPLICE TRAY
 - UNUSED BUFFER TUBES LEFT COILED AND STORED IN SPLICE ENCLOSURE
 - EDGE SWITCH CONFIGURATIONS ARE GENERIC. CONTRACTOR IS RESPONSIBLE FOR DETERMINING/ENSURING THE PROPER TERMINATIONS.

ATKINS 1616 EAST MILLBROOK ROAD, SUITE 310
RALEIGH, NORTH CAROLINA 27609
(919) 876-6888 NCBES #F-0326

Prepared for the Offices of:
**Winston-Salem Signal System
Fiber-Optic
Splicing Details**

Division 09 Forsyth County Winston-Salem
 PLAN DATE: February 2013 REVIEWED BY: HAB
 PREPARED BY: BJS REVIEWED BY: JTB

SCALE: N.T.S.

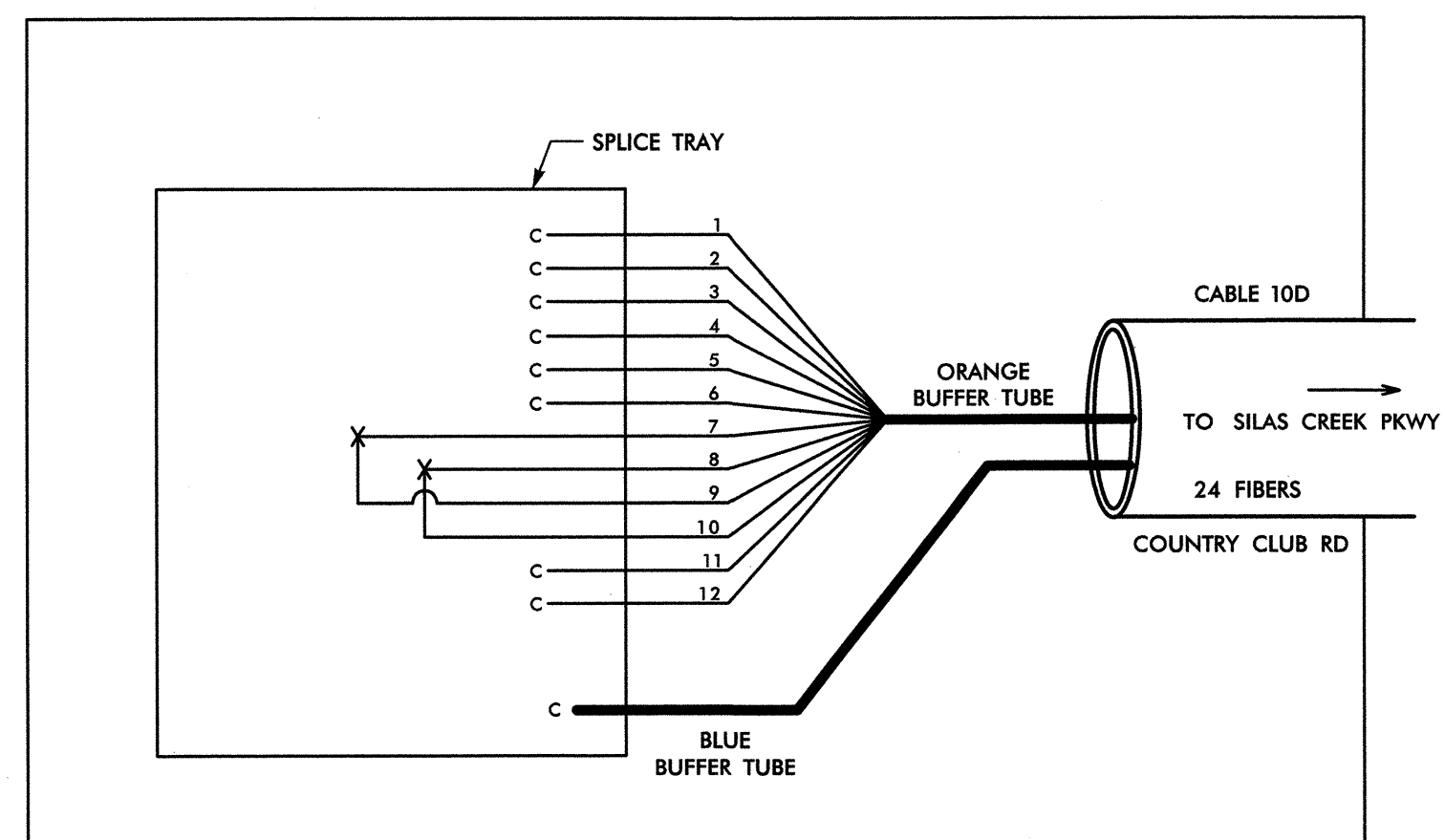
REVISIONS	INIT.	DATE

Signature: *H. Arthur Badgett* 3/22/13
 DATE: 3/22/13
 SEAL: NORTH CAROLINA PROFESSIONAL ENGINEER HENRY ALFRED BADGETT 19962
 CADD Filename: FS-33.dgn

SPLICE ENCLOSURE NO.

10-4

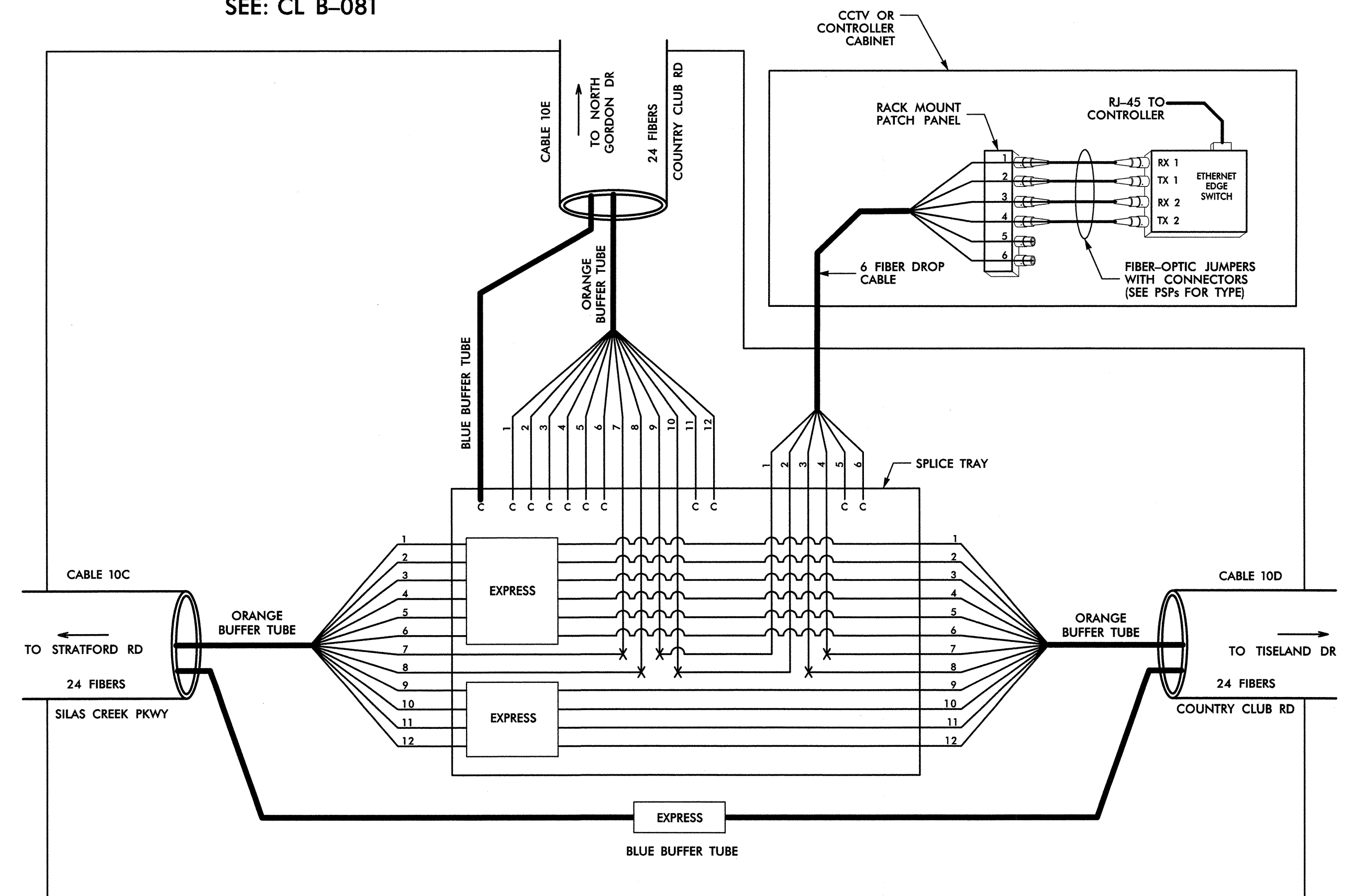
SEE: CL B-082



SPLICE ENCLOSURE NO.

10-5

SEE: CL B-081



14-MAR-2013 12:43 D:\transport\at\tonk\trff\c\curr\100022712 Winston Salem Sig Sys\Comms and ITS\Splice Diagrams\Phase B\F5-34.dgn

ATKINS 1616 EAST MILLBROOK ROAD, SUITE 310
RALEIGH, NORTH CAROLINA 27609
(919) 876-6888 NCBEES #F-0326

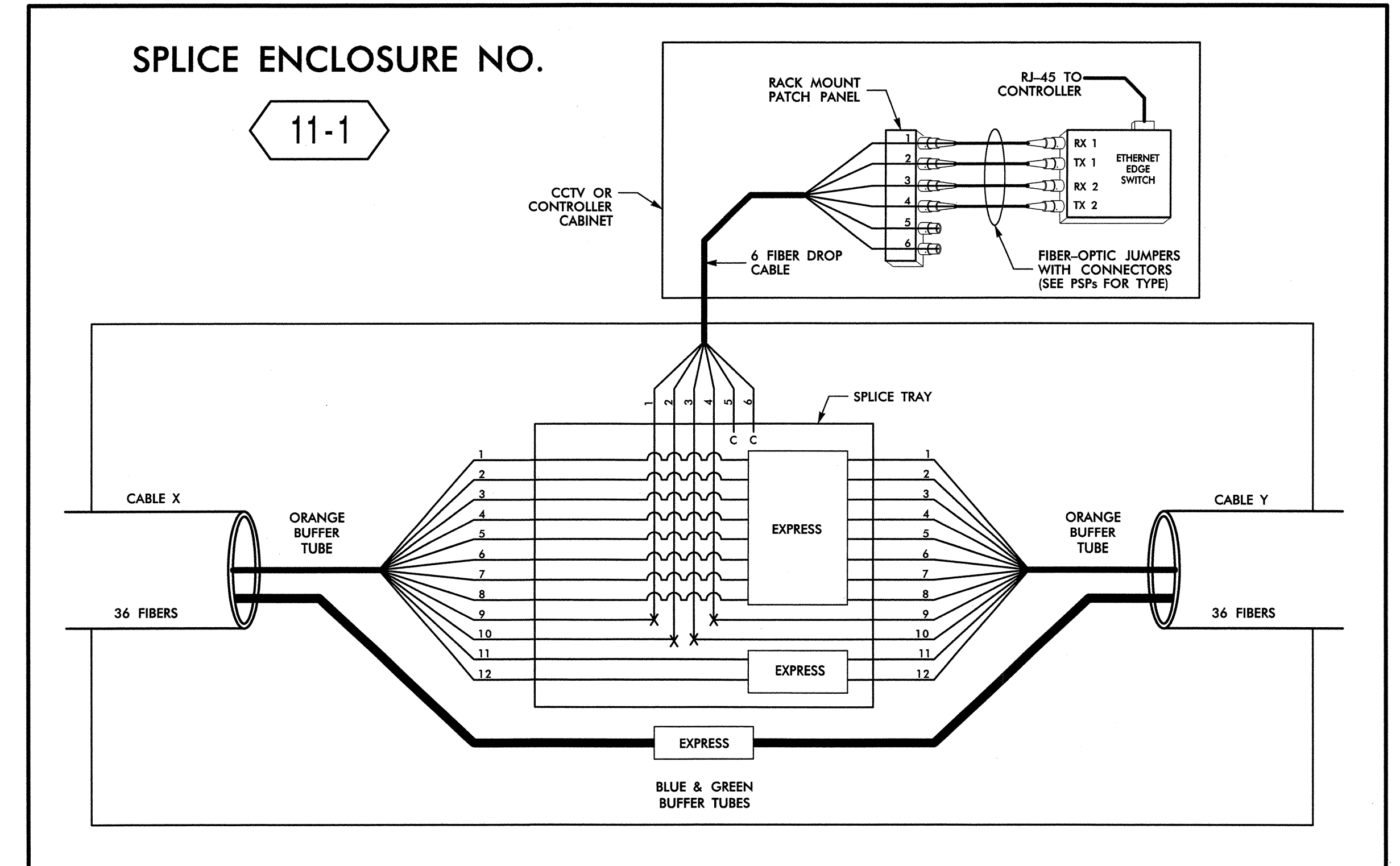
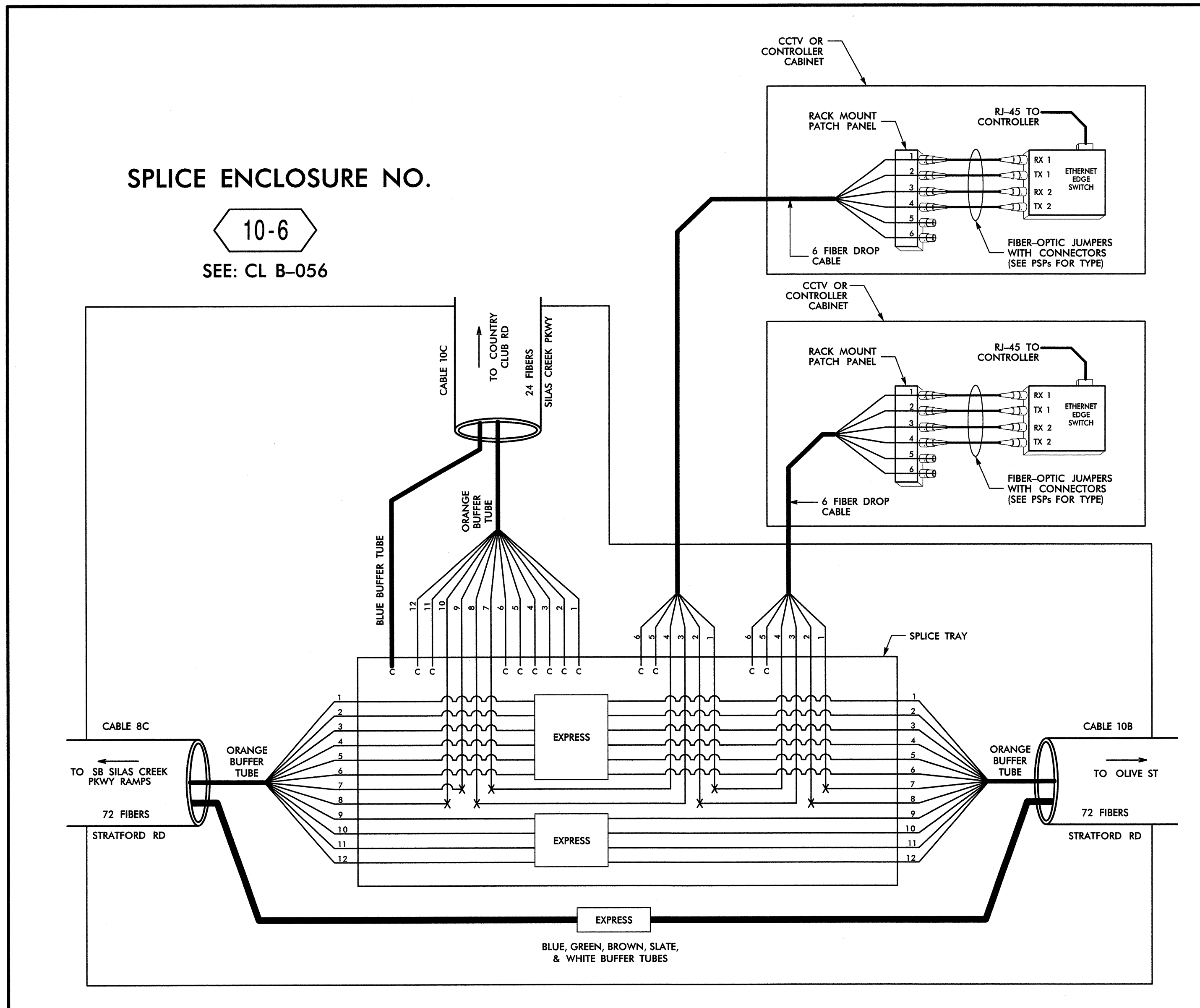
LEGEND

COLOR CODE TIA/EIA 598-B		X = FUSION SPLICE INDIVIDUAL FIBER
(1) BLUE	(7) RED	C = CAP AND SEAL
(2) ORANGE	(8) BLACK	EXPRESS = EXPRESS ENTIRE BUFFER TUBE / FIBERS THROUGH WITHOUT CUTTING
(3) GREEN	(9) YELLOW	BUFFER SPLICE = SPLICE ALL FIBERS IN BUFFER TUBE COLOR TO COLOR
(4) BROWN	(10) VIOLET	
(5) SLATE	(11) ROSE	
(6) WHITE	(12) AQUA	

NOTES

- UNUSED FIBERS LEFT COILED AND STORED IN SPLICE TRAY
- UNUSED BUFFER TUBES LEFT COILED AND STORED IN SPLICE ENCLOSURE
- EDGE SWITCH CONFIGURATIONS ARE GENERIC. CONTRACTOR IS RESPONSIBLE FOR DETERMINING/ENSURING THE PROPER TERMINATIONS.

	<p>Winston-Salem Signal System Fiber-Optic Splicing Details</p>		SEAL
	<p>Division 09 Forsyth County Winston-Salem</p>		<p>INIT. DATE</p>
	<p>PLAN DATE: February 2013</p>	<p>REVIEWED BY: HAB</p>	
	<p>PREPARED BY: BJS</p>	<p>REVIEWED BY: JTB</p>	
<p>SCALE N.T.S.</p>	<p>REVISIONS</p>	<p>INIT. DATE</p>	<p>SIGNATURE <i>Henry Wilfred Badgett</i> 3/21/13</p>



SPICE ENCLOSURE NO. 11-1

INTERSECTION NO.	CL SHEET	CABLE X			CABLE Y		
		CABLE NO.	ALONG ROUTE	TO	CABLE NO.	ALONG ROUTE	TO
C-103	CL B-108	11A	HAWTHORNE RD	SILAS CREEK PKWY	11A	HAWTHORNE RD	BETHESDA RD
C-104	CL B-110	11C	HAWTHORNE RD	BETHESDA RD	11C	HAWTHORNE RD	KNOLLWOOD ST
C-005	CL B-110	11C	HAWTHORNE RD	BOLTON ST	11C	HAWTHORNE RD	MAGNOLIA ST
C-105	CL B-111	11C	HAWTHORNE RD	KNOLLWOOD ST	11C	HAWTHORNE RD	MILLER ST
C-097	CL B-113	11C	HAWTHORNE RD	MAGNOLIA ST	11C	HAWTHORNE RD	ELIZABETH AVE

14-MAR-2013 12:43 0:\projects\14\10022712\Winston Salem Sig Systems and ITS\Diagrams\Phase B\F-35.dgn

LEGEND

COLOR CODE	DESCRIPTION
(1) BLUE	(7) RED
(2) ORANGE	(8) BLACK
(3) GREEN	(9) YELLOW
(4) BROWN	(10) VIOLET
(5) SLATE	(11) ROSE
(6) WHITE	(12) AQUA

X = FUSION SPlice INDIVIDUAL FIBER
C = CAP AND SEAL

EXPRESS = EXPRESS ENTIRE BUFFER TUBE / FIBERS THROUGH WITHOUT CUTTING

BUFFER SPlice = SPlice ALL FIBERS IN BUFFER TUBE COLOR TO COLOR

- NOTES**
- UNUSED FIBERS LEFT COILED AND STORED IN SPICE TRAY
 - UNUSED BUFFER TUBES LEFT COILED AND STORED IN SPICE ENCLOSURE
 - EDGE SWITCH CONFIGURATIONS ARE GENERIC. CONTRACTOR IS RESPONSIBLE FOR DETERMINING/ENSURING THE PROPER TERMINATIONS.

ATKINS 1616 EAST MILLBROOK ROAD, SUITE 310
RALEIGH, NORTH CAROLINA 27609
(919) 876-6888 NCBEEES #F-0326

Prepared for the Offices of:

Winston-Salem Signal System Fiber-Optic Splicing Details

Division 09 Forsyth County Winston-Salem

PLAN DATE: February 2013 REVIEWED BY: HAB

PREPARED BY: BJS REVIEWED BY: JTB

750 Greenfield Parkway, Garner, NC 27529

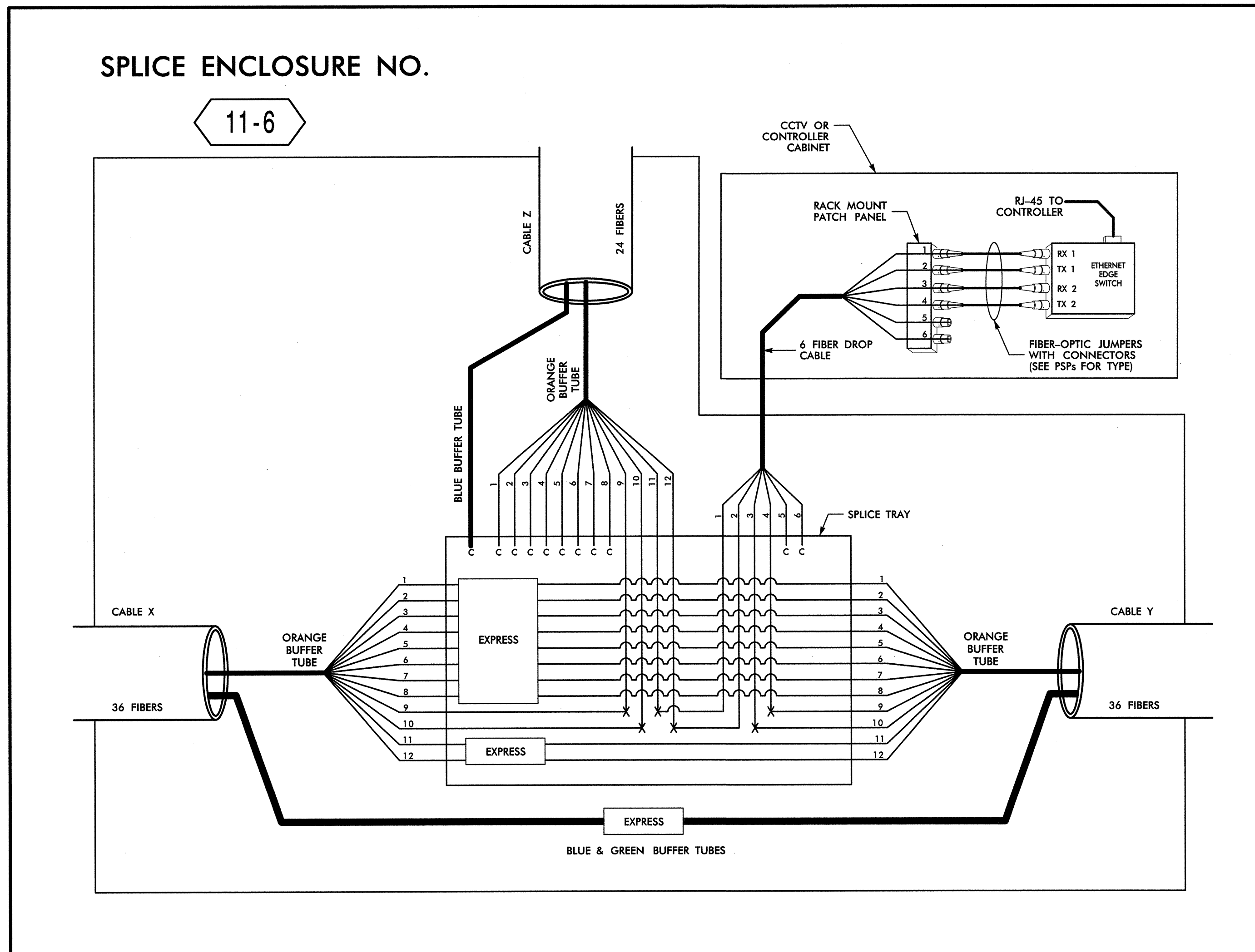
SCALE: N.T.S.

REVISIONS: INIT. DATE

Signature: *A. Alfred Bays* 3/20/13

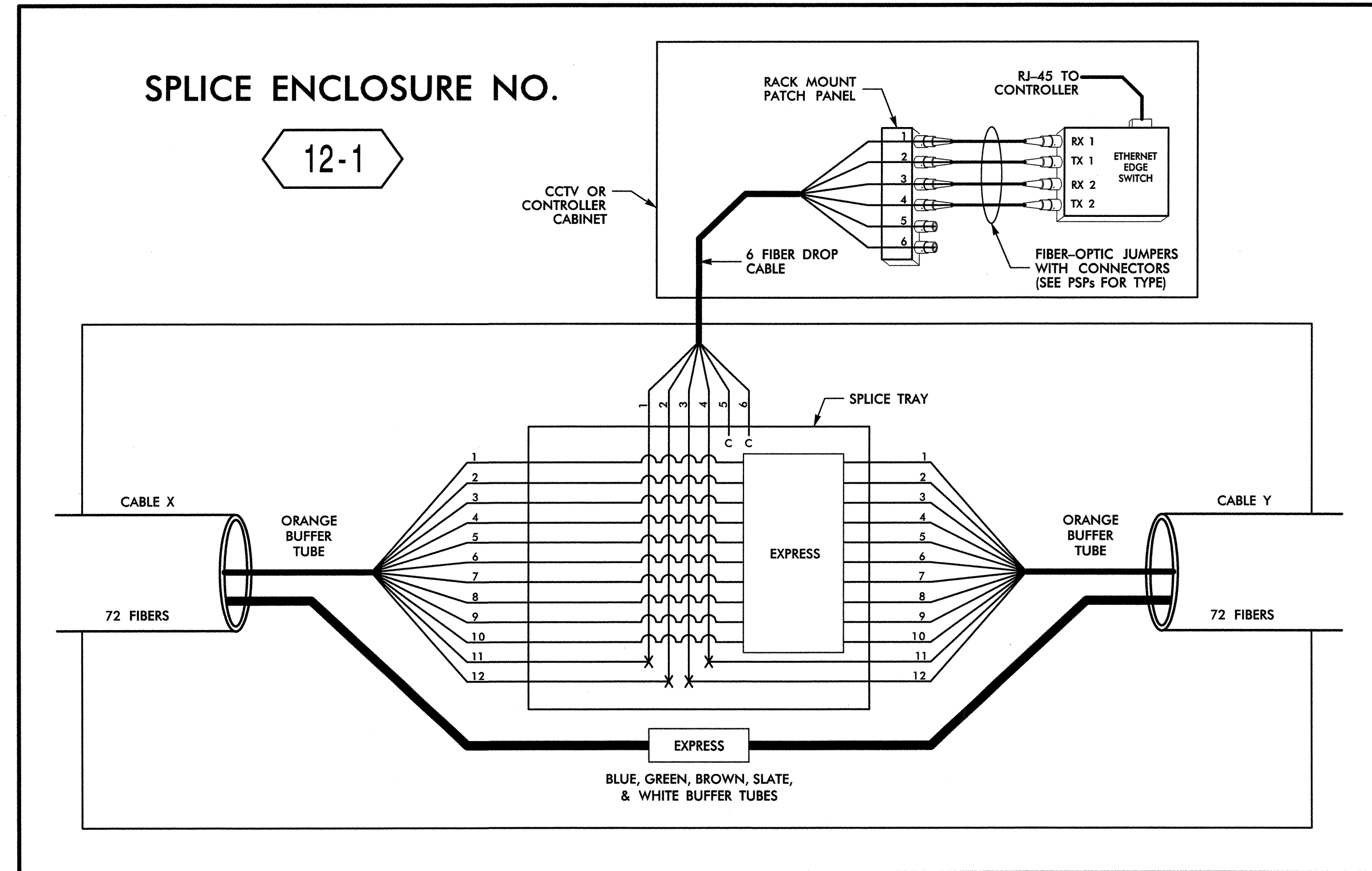
CADD Filename: FS-35.dgn

SPLICE ENCLOSURE NO. 11-6



INTERSECTION NO.	CL SHEET	SPLICE ENCLOSURE NO. 11-6								
		CABLE X			CABLE Y			CABLE Z		
		CABLE NO.	ALONG ROUTE	TO	CABLE NO.	ALONG ROUTE	TO	CABLE NO.	ALONG ROUTE	TO
C-217	CL B-109	11A	HAWTHORNE RD	MAPLEWOOD AVE	11C	HAWTHORNE RD	BOLTON ST	11B	BETHESDA RD	MAPLEWOOD AVE
C-092	CL B-115	11C	HAWTHORNE RD	MILLER ST	11E	ELIZABETH AVE / LOCKLAND AVE	QUEEN ST	11D	ELIZABETH AVE	QUEEN ST

SPLICE ENCLOSURE NO. 12-1



INTERSECTION NO.	CL SHEET	SPLICE ENCLOSURE NO. 12-1								
		CABLE X			CABLE Y					
		CABLE NO.	ALONG ROUTE	TO	CABLE NO.	ALONG ROUTE	TO			
C-071	CL B-133	12A	1ST ST	HAWTHORNE RD	12A	1ST ST	NORTHWEST BLVD			
C-351	CL B-132	12A	1ST ST	CLOVERDALE AVE	12A	1ST ST	STRATFORD RD			
C-107	CL B-063	12B	STRATFORD RD	COUNTRY CLUB RD	12B	STRATFORD RD	BUSINESS 40 EB RAMPS			
09-0048	CL B-061	12B	STRATFORD RD	BUSINESS 40 EB RAMPS	12B	STRATFORD RD	KNOLLWOOD ST			
09-0869	CL B-062	12B	STRATFORD RD	STRATFORD VILLAGE ENTRANCE	12B	STRATFORD RD	OAKWOOD DR			

14-MAR-2013 12:43 D:\Projects\Transportation\Traffic\Curran\100022712_Winston_Salem_Sig_Sys\Comms_and_IT\Splice_Diagrams\Phase_B\F_S-38.dgn

LEGEND

COLOR CODE TIA/EIA 598-B	X = FUSION SPLICE INDIVIDUAL FIBER
(1) BLUE	C = CAP AND SEAL
(2) ORANGE	EXPRESS = EXPRESS ENTIRE BUFFER TUBE / FIBERS THROUGH WITHOUT CUTTING
(3) GREEN	BUFFER SPLICE = SPLICE ALL FIBERS IN BUFFER TUBE COLOR TO COLOR
(4) BROWN	
(5) SLATE	
(6) WHITE	
(7) RED	
(8) BLACK	
(9) YELLOW	
(10) VIOLET	
(11) ROSE	
(12) AQUA	

NOTES

- UNUSED FIBERS LEFT COILED AND STORED IN SPLICE TRAY
- UNUSED BUFFER TUBES LEFT COILED AND STORED IN SPLICE ENCLOSURE
- EDGE SWITCH CONFIGURATIONS ARE GENERIC. CONTRACTOR IS RESPONSIBLE FOR DETERMINING/ENSURING THE PROPER TERMINATIONS.

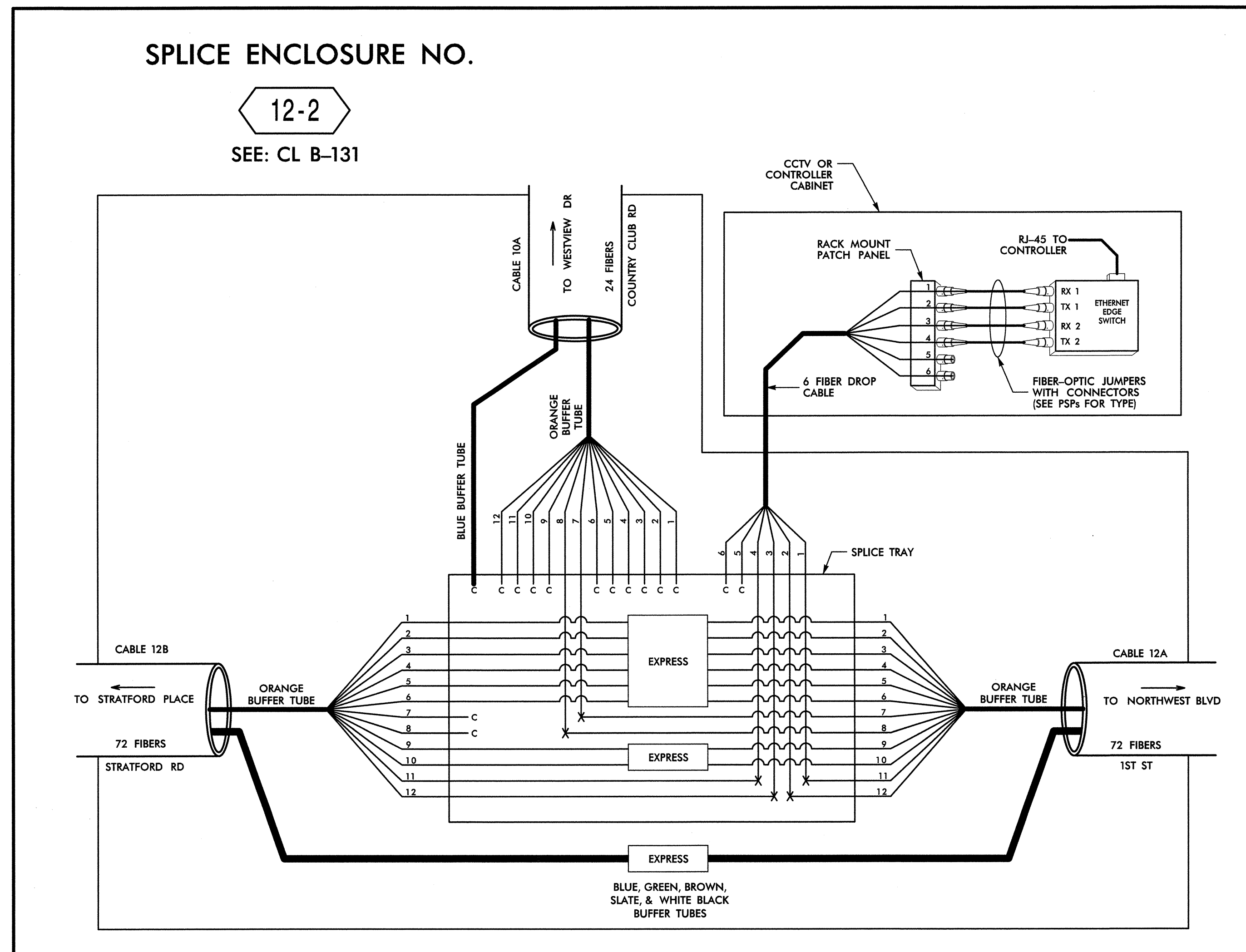
ATKINS 1616 EAST MILLBROOK ROAD, SUITE 310
RALEIGH, NORTH CAROLINA 27609
(919) 876-6888 NCEES #F-0326

	Prepared for the Offices of: Winston-Salem Signal System Fiber-Optic Splicing Details	
	Division 09 Forsyth County Winston-Salem PLAN DATE: February 2013 REVIEWED BY: HAB PREPARED BY: BJS REVIEWED BY: JTB	SCALE: N.T.S. REVISIONS: _____ INIT. DATE: _____
Signature: <i>H. Alford Baddley</i> 3/22/13 DATE: _____ CADD Filename: FS-38.dgn		

SPLICE ENCLOSURE NO.

12-2

SEE: CL B-131



14-MAR-2013 12:43
 O:\Transportation\Traffic\Curric\100022712\Winston Salem Sig Sys\Comms and ITS\Splice Diagrams\Phase B\F-5-39.dgn
 13833



LEGEND

COLOR CODE TIA/EIA 598-B		X = FUSION SPlice INDIVIDUAL FIBER
(1) BLUE	(7) RED	C = CAP AND SEAL
(2) ORANGE	(8) BLACK	EXPRESS = EXPRESS ENTIRE BUFFER TUBE/FIBERS THROUGH WITHOUT CUTTING
(3) GREEN	(9) YELLOW	BUFFER SPlice = SPLICE ALL FIBERS IN BUFFER TUBE COLOR TO COLOR
(4) BROWN	(10) VIOLET	
(5) SLATE	(11) ROSE	
(6) WHITE	(12) AQUA	

NOTES

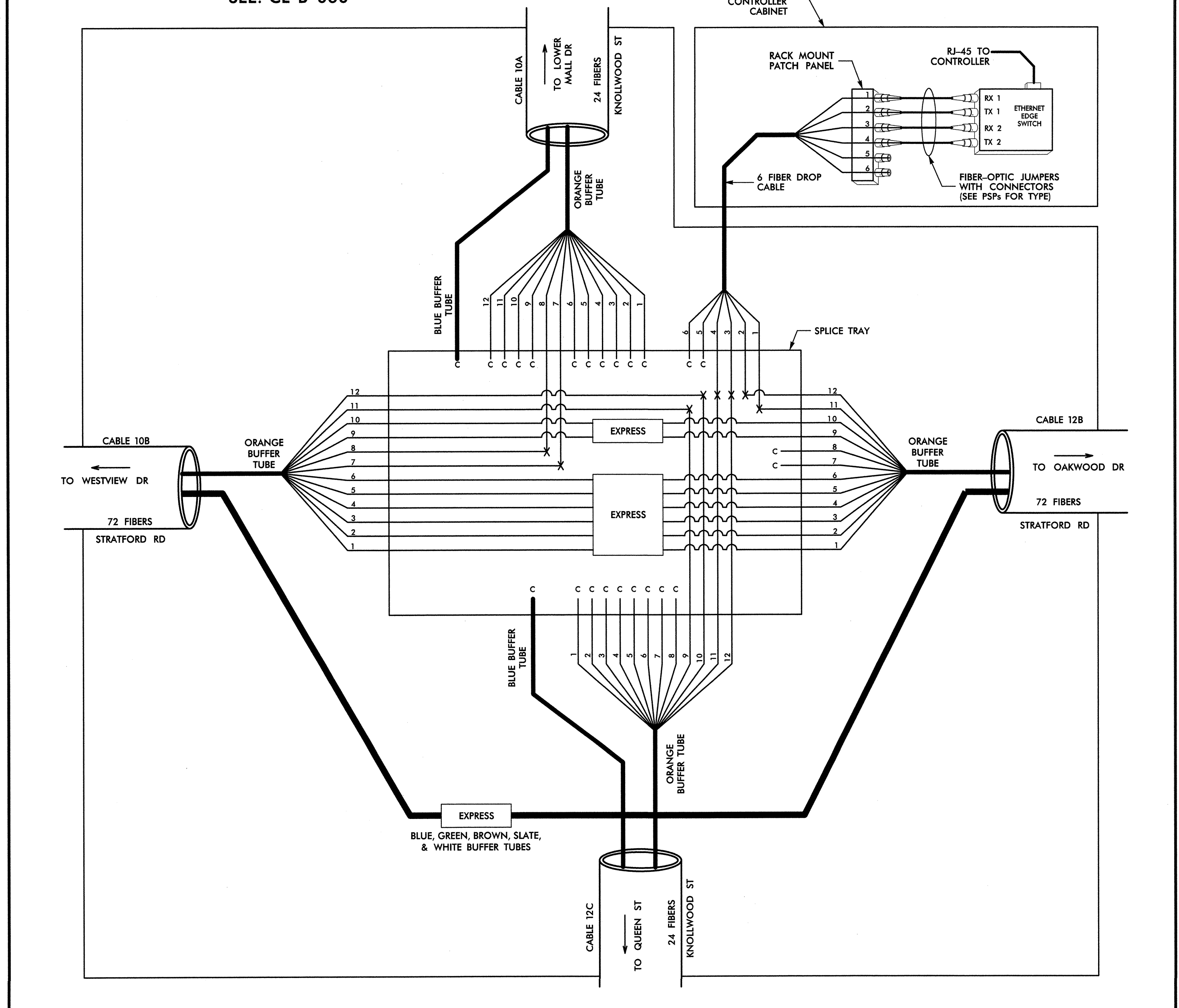
- UNUSED FIBERS LEFT COILED AND STORED IN SPLICE TRAY
- UNUSED BUFFER TUBES LEFT COILED AND STORED IN SPLICE ENCLOSURE
- EDGE SWITCH CONFIGURATIONS ARE GENERIC. CONTRACTOR IS RESPONSIBLE FOR DETERMINING/ENSURING THE PROPER TERMINATIONS.

ATKINS 1616 EAST MILLBROOK ROAD, SUITE 310
 RALEIGH, NORTH CAROLINA 27609
 (919) 876-6888 NCBEES #F-0326

Prepared for the Offices of:  750 Greenfield Parkway, Garner, NC 27529	Winston-Salem Signal System Fiber-Optic Splicing Details		SEAL  SIGNATURE: <i>Alfred Badgett</i> DATE: 3/22/13 CADD Filename: FS-39.dgn	
	Division 09 Forsyth County Winston-Salem			
	PLAN DATE: February 2013	REVIEWED BY: HAB		
	PREPARED BY: BJS	REVIEWED BY: JTB		
SCALE N.T.S.	REVISIONS	INIT.	DATE	

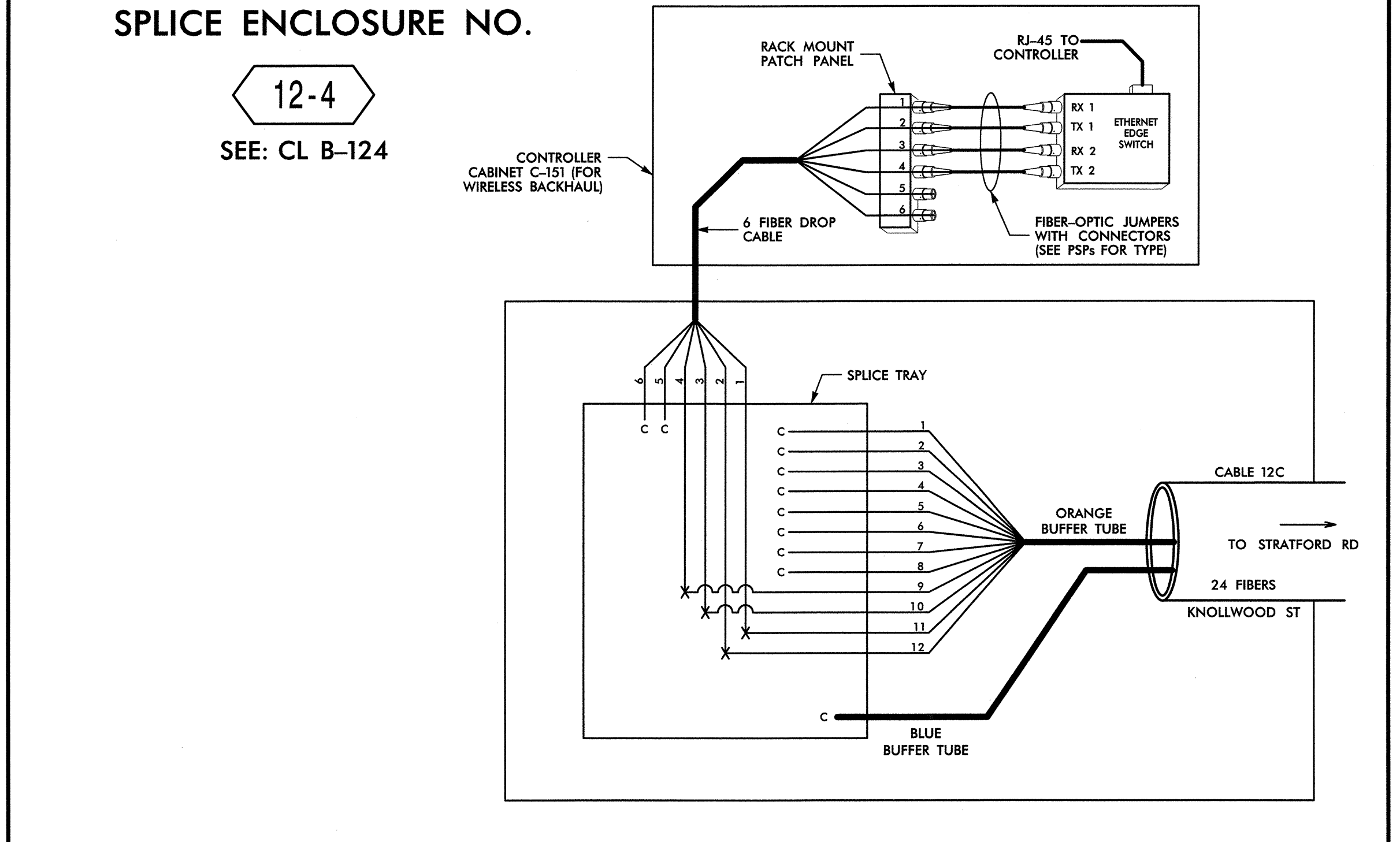
SPLICE ENCLOSURE NO.

12-3
SEE: CL B-060



SPLICE ENCLOSURE NO.

12-4
SEE: CL B-124



LEGEND

COLOR CODE TIA/EIA 598-B		X = FUSION SPLICE INDIVIDUAL FIBER
(1) BLUE	(7) RED	C = CAP AND SEAL
(2) ORANGE	(8) BLACK	EXPRESS = EXPRESS ENTIRE BUFFER TUBE / FIBERS THROUGH WITHOUT CUTTING
(3) GREEN	(9) YELLOW	BUFFER SPLICE = SPLICE ALL FIBERS IN BUFFER TUBE COLOR TO COLOR
(4) BROWN	(10) VIOLET	
(5) SLATE	(11) ROSE	
(6) WHITE	(12) AQUA	

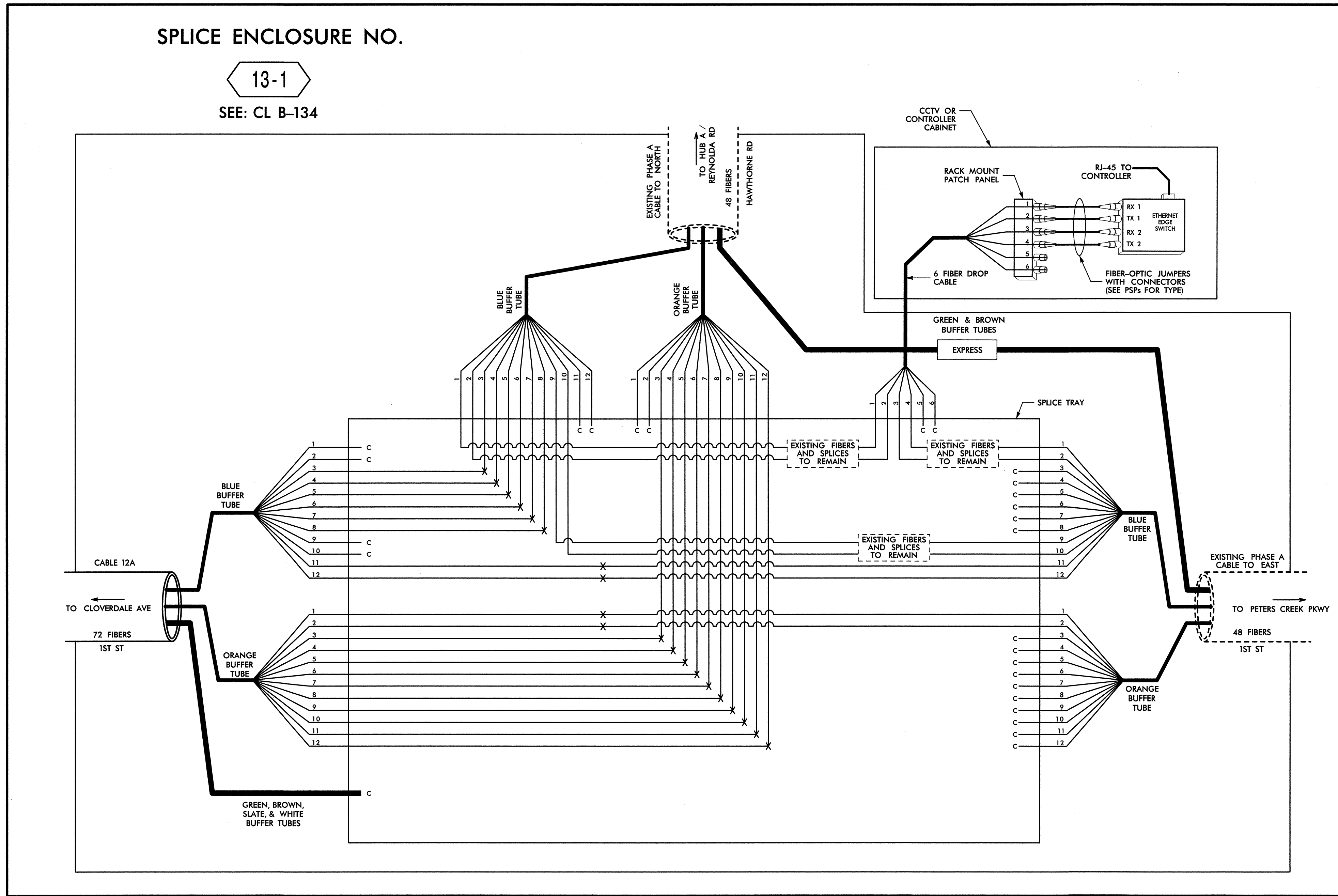
NOTES

- UNUSED FIBERS LEFT COILED AND STORED IN SPLICE TRAY
- UNUSED BUFFER TUBES LEFT COILED AND STORED IN SPLICE ENCLOSURE
- EDGE SWITCH CONFIGURATIONS ARE GENERIC. CONTRACTOR IS RESPONSIBLE FOR DETERMINING/ENSURING THE PROPER TERMINATIONS.

ATKINS 1616 EAST MILLBROOK ROAD, SUITE 310
RALEIGH, NORTH CAROLINA 27609
(919) 876-6888 NCBEES #F-0326

	Prepared for the Offices of: Winston-Salem Signal System Fiber-Optic Splicing Details		
	Division 09 Forsyth County Winston-Salem PLAN DATE: February 2013 REVIEWED BY: HAB	PREPARED BY: BJS REVIEWED BY: JTB	
	SCALE: N.T.S.	REVISIONS: _____ INIT. DATE: _____ SIGNATURE: <i>Alfred Badgett</i> DATE: _____ CADD Filename: FS-40.dgn	

14-MAR-2013 12:43
 O:\transportation\Traffic\Curric\00022712.Winston-Salem.Sig.Sys\Comms and ITS\Splice Diagrams\Phase B\F5-40.dgn
 13833



14-MAR-2013 12:43 D:\Transportation\Projects\Winston Salem Stg Sys\Comms and ITS\Splice Diagrams\Phase B\F-41.dgn

ATKINS 1616 EAST MILLBROOK ROAD, SUITE 310
RALEIGH, NORTH CAROLINA 27609
(919) 876-6888 NOBEES #F-0326

COLOR CODE	
(1) BLUE	(7) RED
(2) ORANGE	(8) BLACK
(3) GREEN	(9) YELLOW
(4) BROWN	(10) VIOLET
(5) SLATE	(11) ROSE
(6) WHITE	(12) AQUA

X = FUSION SPLICE INDIVIDUAL FIBER
C = CAP AND SEAL

EXPRESS = EXPRESS ENTIRE BUFFER TUBE / FIBERS THROUGH WITHOUT CUTTING

BUFFER SPLICE = SPLICE ALL FIBERS IN BUFFER TUBE COLOR TO COLOR

- NOTES**
- UNUSED FIBERS LEFT COILED AND STORED IN SPLICE TRAY
 - UNUSED BUFFER TUBES LEFT COILED AND STORED IN SPLICE ENCLOSURE
 - EDGE SWITCH CONFIGURATIONS ARE GENERIC. CONTRACTOR IS RESPONSIBLE FOR DETERMINING/ENSURING THE PROPER TERMINATIONS.

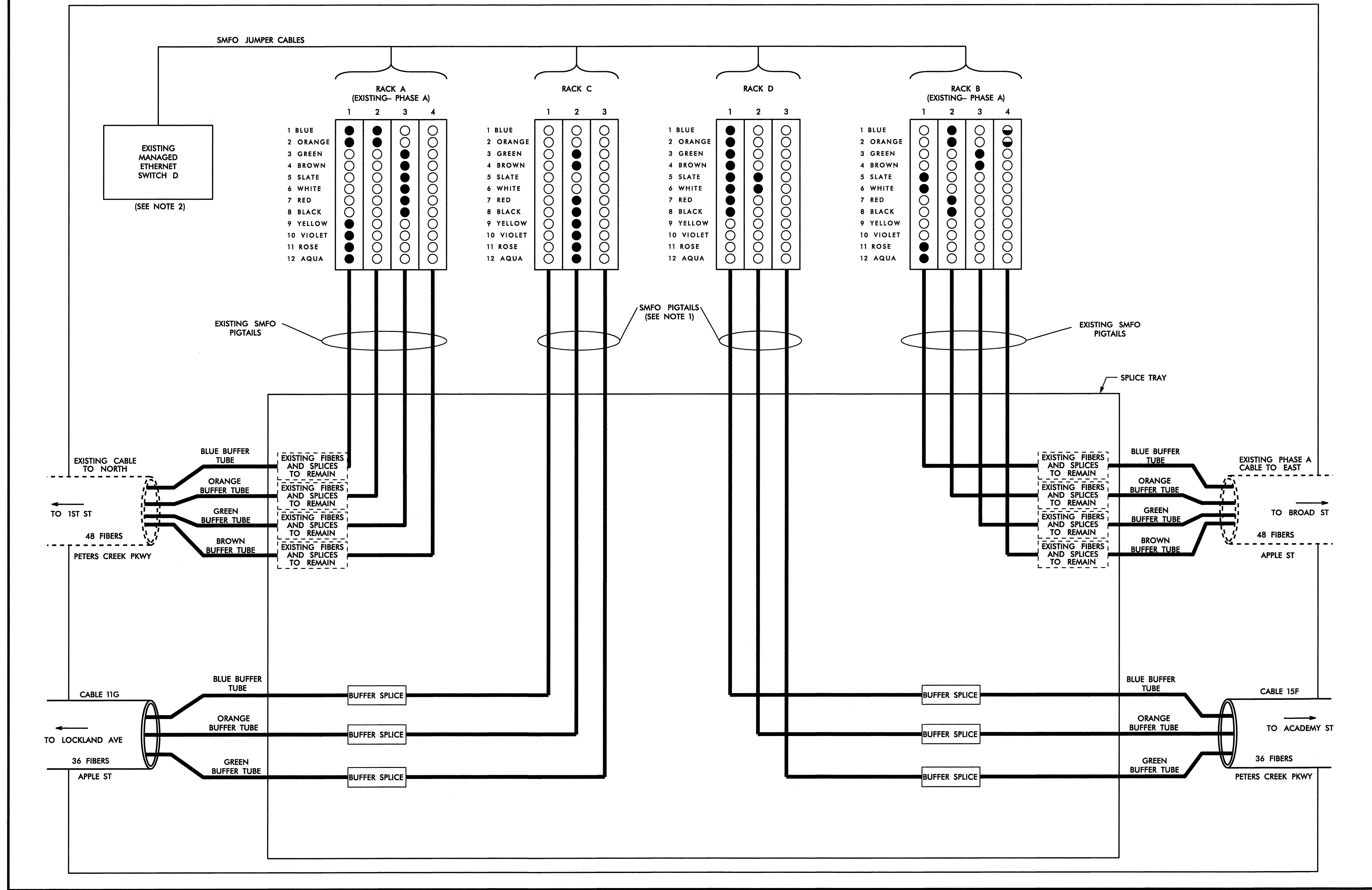
	Prepared for the Offices of: Winston-Salem Signal System Fiber-Optic Splicing Details		
	Division 09 Forsyth County Winston-Salem PLAN DATE: February 2013 REVIEWED BY: HAB PREPARED BY: BJS REVIEWED BY: JTB		
SCALE N.T.S.	REVISIONS _____ _____ _____	INIT. DATE _____ _____ _____	SIGNATURE H. Baugherty 3/22/13 DATE

CADD Filename: FS-41.dgn

HUB D
SPLICE NO.

13-2

SEE: CL B-118



EXISTING FIBER TERMINATIONS

RACK A				RACK B			
SLOT 1				SLOT 1			
1 BLUE	RING 13 RX			1 BLUE	DARK		
2 ORANGE	RING 13 TX			2 ORANGE	DARK		
3 GREEN	DARK			3 GREEN	DARK		
4 BROWN	DARK			4 BROWN	DARK		
5 SLATE	DARK			5 SLATE	RING 17 RX	* SEE NOTE 5	
6 WHITE	DARK			6 WHITE	RING 17 TX	* SEE NOTE 5	
7 RED	DARK			7 RED	DARK		
8 BLACK	DARK			8 BLACK	DARK		
9 YELLOW	RING 14 RX			9 YELLOW	DARK		
10 VIOLET	RING 14 TX			10 VIOLET	DARK		
11 ROSE	RING 6 RX			11 ROSE	RING 19 RX		
12 AQUA	RING 6 TX			12 AQUA	RING 19 TX		
SLOT 2				SLOT 2			
1 BLUE	RING 7 RX			1 BLUE	RING 20 RX		
2 ORANGE	RING 7 TX			2 ORANGE	RING 20 TX		
3 GREEN	DARK			3 GREEN	DARK		
4 BROWN	DARK			4 BROWN	DARK		
5 SLATE	DARK			5 SLATE	DARK		
6 WHITE	DARK			6 WHITE	DARK		
7 RED	DARK			7 RED	RING 21 RX		
8 BLACK	DARK			8 BLACK	RING 21 TX		
9 YELLOW	DARK			9 YELLOW	DARK		
10 VIOLET	DARK			10 VIOLET	DARK		
11 ROSE	DARK			11 ROSE	DARK		
12 AQUA	DARK			12 AQUA	DARK		
SLOT 3				SLOT 3			
1 BLUE	DARK			1 BLUE	DARK		
2 ORANGE	DARK			2 ORANGE	DARK		
3 GREEN	RING RED2 RX			3 GREEN	RING RED2 TX		
4 BROWN	RING RED2 TX			4 BROWN	RING RED2 TX		
5 SLATE	RING W1 RX			5 SLATE	DARK		
6 WHITE	RING W1 TX			6 WHITE	DARK		
7 RED	RING W2 RX			7 RED	DARK		
8 BLACK	RING W2 TX			8 BLACK	DARK		
9 YELLOW	DARK			9 YELLOW	DARK		
10 VIOLET	DARK			10 VIOLET	DARK		
11 ROSE	DARK			11 ROSE	DARK		
12 AQUA	DARK			12 AQUA	DARK		
SLOT 4				SLOT 4			
1 BLUE	DARK			1 BLUE	RING 33 RX	* SEE NOTE 4	
2 ORANGE	DARK			2 ORANGE	RING 33 TX	* SEE NOTE 4	
3 GREEN	DARK			3 GREEN	DARK		
4 BROWN	DARK			4 BROWN	DARK		
5 SLATE	DARK			5 SLATE	DARK		
6 WHITE	DARK			6 WHITE	DARK		
7 RED	DARK			7 RED	DARK		
8 BLACK	DARK			8 BLACK	DARK		
9 YELLOW	DARK			9 YELLOW	DARK		
10 VIOLET	DARK			10 VIOLET	DARK		
11 ROSE	DARK			11 ROSE	DARK		
12 AQUA	DARK			12 AQUA	DARK		

RACK C				RACK D			
SLOT 1				SLOT 1			
1 BLUE	DARK			1 BLUE	RING 18 RX		
2 ORANGE	DARK			2 ORANGE	RING 18 TX		
3 GREEN	DARK			3 GREEN	RING 15 RX		
4 BROWN	DARK			4 BROWN	RING 15 TX		
5 SLATE	DARK			5 SLATE	RING 17 RX		
6 WHITE	DARK			6 WHITE	RING 17 TX		
7 RED	DARK			7 RED	RING 16 RX		
8 BLACK	DARK			8 BLACK	RING 16 TX		
9 YELLOW	DARK			9 YELLOW	DARK		
10 VIOLET	DARK			10 VIOLET	DARK		
11 ROSE	DARK			11 ROSE	DARK		
12 AQUA	DARK			12 AQUA	DARK		
SLOT 2				SLOT 2			
1 BLUE	DARK			1 BLUE	DARK		
2 ORANGE	DARK			2 ORANGE	DARK		
3 GREEN	RING 8 RX			3 GREEN	DARK		
4 BROWN	RING 8 TX			4 BROWN	DARK		
5 SLATE	DARK			5 SLATE	RING 9 RX		
6 WHITE	DARK			6 WHITE	RING 9 TX		
7 RED	RING 10 RX			7 RED	DARK		
8 BLACK	RING 10 TX			8 BLACK	DARK		
9 YELLOW	RING 11 RX			9 YELLOW	DARK		
10 VIOLET	RING 11 TX			10 VIOLET	DARK		
11 ROSE	RING 12 RX			11 ROSE	DARK		
12 AQUA	RING 12 TX			12 AQUA	DARK		
SLOT 3				SLOT 3			
1 BLUE	DARK			1 BLUE	DARK		
2 ORANGE	DARK			2 ORANGE	DARK		
3 GREEN	DARK			3 GREEN	DARK		
4 BROWN	DARK			4 BROWN	DARK		
5 SLATE	DARK			5 SLATE	DARK		
6 WHITE	DARK			6 WHITE	DARK		
7 RED	DARK			7 RED	DARK		
8 BLACK	DARK			8 BLACK	DARK		
9 YELLOW	DARK			9 YELLOW	DARK		
10 VIOLET	DARK			10 VIOLET	DARK		
11 ROSE	DARK			11 ROSE	DARK		
12 AQUA	DARK			12 AQUA	DARK		

- NOTES:
1. SPLICE SMFO PIGTAILS TO BUFFER TUBES COLOR TO COLOR.
 2. INSTALL SMFO JUMPER CABLES FROM PORTS DENOTED BY FILLED CIRCLES IN RACKS TO MANAGED ETHERNET SWITCH.
 3. HALF-FILLED CIRCLES IN RACKS INDICATE FUTURE USE BY OTHERS (U-2925).
 4. RING 33 SHALL BE THE FUTURE TRAFFIC SIGNALS ON U-2925.
 5. EXISTING RING 17 FIBER TERMINATIONS IN RACK B, SLOT 1, FIBERS SLATE AND WHITE ARE TO BE ABANDONED. NEW RING 17 FIBER TERMINATIONS ARE TO BE INSTALLED IN RACK B, SLOT 4, FIBERS SLATE AND WHITE.



22-MAR-2013 16:30 G:\Transport\T01\01\W\off\c\Curra\00022712\Winston Salem Sig System\Comms and ITS\Splice Diagrams\Phase B\F-S-42.dgn 13833

ATKINS 1616 EAST MILLBROOK ROAD, SUITE 310
RALEIGH, NORTH CAROLINA 27609
(919) 876-6888 NCBEES #F-0326

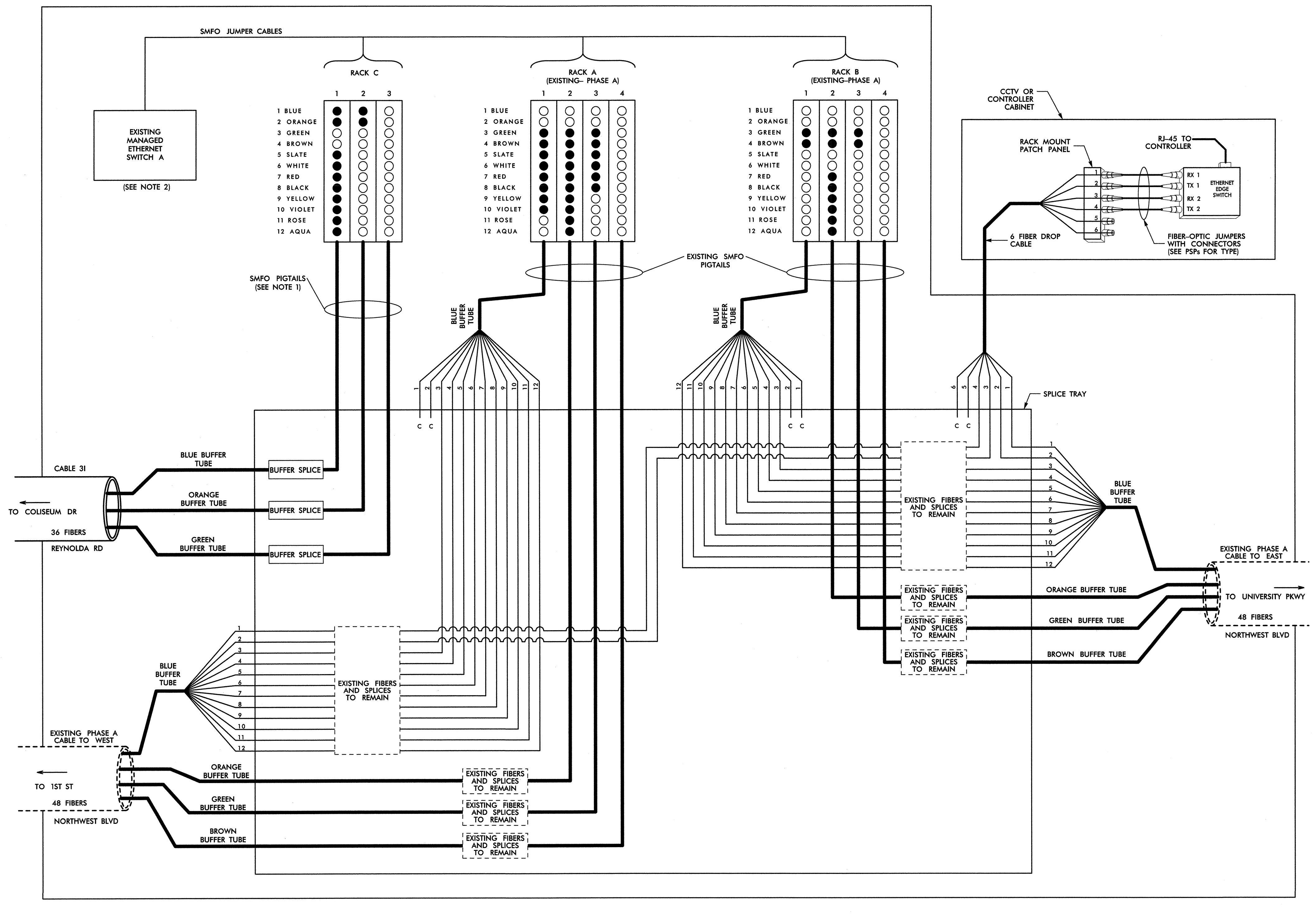
LEGEND

COLOR CODE TABLE 598-B	X = FUSION SPLICE INDIVIDUAL FIBER
(1) BLUE	C = CAP AND SEAL
(2) ORANGE	EXPRESS = EXPRESS ENTIRE BUFFER TUBE/FIBER THROUGH WITHOUT CUTTING
(3) GREEN	BUFFER SPLICE = SPLICE ALL FIBERS IN BUFFER TUBE COLOR TO COLOR
(4) BROWN	
(5) SLATE	
(6) WHITE	
(7) RED	
(8) BLACK	
(9) YELLOW	
(10) VIOLET	
(11) ROSE	
(12) AQUA	

- NOTES**
1. UNUSED FIBERS LEFT COILED AND STORED IN SPLICE TRAY
 2. UNUSED BUFFER TUBES LEFT COILED AND STORED IN SPLICE ENCLOSURE
 3. EDGE SWITCH CONFIGURATIONS ARE GENERIC. CONTRACTOR IS RESPONSIBLE FOR DETERMINING/ENSURING THE PROPER TERMINATIONS.

 Prepared for the Offices of: Winston-Salem Signal System Fiber-Optic Splicing Details	Division 09 Forsyth County Winston-Salem PLAN DATE: February 2013 REVIEWED BY: HAB PREPARED BY: BJS REVIEWED BY: JTB		SEAL  JTB DATE: 3/27/13 CADD Filename: FS-42.dgn	
	SCALE	REVISIONS		INIT. DATE
	N.T.S.			

**HUB A
SPLICE NO. 13-3**
SEE: CL B-225



EXISTING FIBER TERMINATIONS

RACK A			RACK B		
SLOT 1	1 BLUE	DARK	SLOT 1	1 BLUE	DARK
	2 ORANGE	DARK		2 ORANGE	DARK
	3 GREEN	RING 15 TX		3 GREEN	RING 2 TX
	4 BROWN	RING 15 RX		4 BROWN	RING 2 RX
	5 SLATE	RING 17 TX		5 SLATE	DARK
	6 WHITE	RING 17 RX		6 WHITE	DARK
	7 RED	RING 16 TX		7 RED	DARK
	8 BLACK	RING 16 RX		8 BLACK	DARK
	9 YELLOW	RING 14 TX		9 YELLOW	DARK
	10 VIOLET	RING 14 RX		10 VIOLET	DARK
	11 ROSE	DARK		11 ROSE	DARK
	12 AQUA	DARK		12 AQUA	DARK
SLOT 2	1 BLUE	DARK	SLOT 2	1 BLUE	DARK
	2 ORANGE	DARK		2 ORANGE	DARK
	3 GREEN	RING 8 TX		3 GREEN	RING 28 TX
	4 BROWN	RING 8 RX		4 BROWN	RING 28 RX
	5 SLATE	RING 9 TX		5 SLATE	DARK
	6 WHITE	RING 9 RX		6 WHITE	DARK
	7 RED	RING 10 TX		7 RED	RING 31 TX
	8 BLACK	RING 10 RX		8 BLACK	RING 31 RX
	9 YELLOW	RING 11 TX		9 YELLOW	RING 25 TX
	10 VIOLET	RING 11 RX		10 VIOLET	RING 25 RX
	11 ROSE	RING 12 TX		11 ROSE	RING 30 TX
	12 AQUA	RING 12 RX		12 AQUA	RING 30 RX
SLOT 3	1 BLUE	DARK	SLOT 3	1 BLUE	DARK
	2 ORANGE	DARK		2 ORANGE	DARK
	3 GREEN	RING RED 2 TX		3 GREEN	RING RED 2 RX
	4 BROWN	RING RED 2 RX		4 BROWN	RING RED 2 TX
	5 SLATE	RING W1 TX		5 SLATE	DARK
	6 WHITE	RING W1 RX		6 WHITE	DARK
	7 RED	RING W2 TX		7 RED	DARK
	8 BLACK	RING W2 RX		8 BLACK	DARK
	9 YELLOW	DARK		9 YELLOW	DARK
	10 VIOLET	DARK		10 VIOLET	DARK
	11 ROSE	DARK		11 ROSE	DARK
	12 AQUA	DARK		12 AQUA	DARK
SLOT 4	1 BLUE	DARK	SLOT 4	1 BLUE	DARK
	2 ORANGE	DARK		2 ORANGE	DARK
	3 GREEN	DARK		3 GREEN	DARK
	4 BROWN	DARK		4 BROWN	DARK
	5 SLATE	DARK		5 SLATE	DARK
	6 WHITE	DARK		6 WHITE	DARK
	7 RED	DARK		7 RED	DARK
	8 BLACK	DARK		8 BLACK	DARK
	9 YELLOW	DARK		9 YELLOW	DARK
	10 VIOLET	DARK		10 VIOLET	DARK
	11 ROSE	DARK		11 ROSE	DARK
	12 AQUA	DARK		12 AQUA	DARK

RACK C

SLOT 1	1 BLUE	RING 1 TX
	2 ORANGE	RING 1 RX
	3 GREEN	DARK
	4 BROWN	DARK
	5 SLATE	RING 3 TX
	6 WHITE	RING 3 RX
	7 RED	RING 4 TX
	8 BLACK	RING 4 RX
	9 YELLOW	RING 4 TX
	10 VIOLET	RING 5 RX
	11 ROSE	RING 6 TX
	12 AQUA	RING 6 RX
SLOT 2	1 BLUE	RING 7 TX
	2 ORANGE	RING 7 RX
	3 GREEN	DARK
	4 BROWN	DARK
	5 SLATE	DARK
	6 WHITE	DARK
	7 RED	DARK
	8 BLACK	DARK
	9 YELLOW	DARK
	10 VIOLET	DARK
	11 ROSE	DARK
	12 AQUA	DARK
SLOT 3	1 BLUE	DARK
	2 ORANGE	DARK
	3 GREEN	DARK
	4 BROWN	DARK
	5 SLATE	DARK
	6 WHITE	DARK
	7 RED	DARK
	8 BLACK	DARK
	9 YELLOW	DARK
	10 VIOLET	DARK
	11 ROSE	DARK
	12 AQUA	DARK

- NOTES:**
1. SPLICE SMFO PIGTAILS TO BUFFER TUBES COLOR TO COLOR.
 2. INSTALL SMFO JUMPER CABLES FROM PORTS DENOTED BY FILLED CIRCLES IN RACKS TO MANAGED ETHERNET SWITCH.

LEGEND

COLOR CODE	MEANING
(1) BLUE	(7) RED
(2) ORANGE	(8) BLACK
(3) GREEN	(9) YELLOW
(4) BROWN	(10) VIOLET
(5) SLATE	(11) ROSE
(6) WHITE	(12) AQUA


X = FUSION SPLICE INDIVIDUAL FIBER
C = CAP AND SEAL

EXPRESS = EXPRESS ENTIRE BUFFER TUBE / FIBERS THROUGH WITHOUT CUTTING

BUFFER SPLICE = SPLICE ALL FIBERS IN BUFFER TUBE COLOR TO COLOR

- NOTES**
1. UNUSED FIBERS LEFT COILED AND STORED IN SPLICE TRAY
 2. UNUSED BUFFER TUBES LEFT COILED AND STORED IN SPLICE ENCLOSURE
 3. EDGE SWITCH CONFIGURATIONS ARE GENERIC. CONTRACTOR IS RESPONSIBLE FOR DETERMINING/ENSURING THE PROPER TERMINATIONS.

ATKINS 1616 EAST MILLBROOK ROAD, SUITE 310
RALEIGH, NORTH CAROLINA 27609
(919) 876-6888 NCBES #F-0326

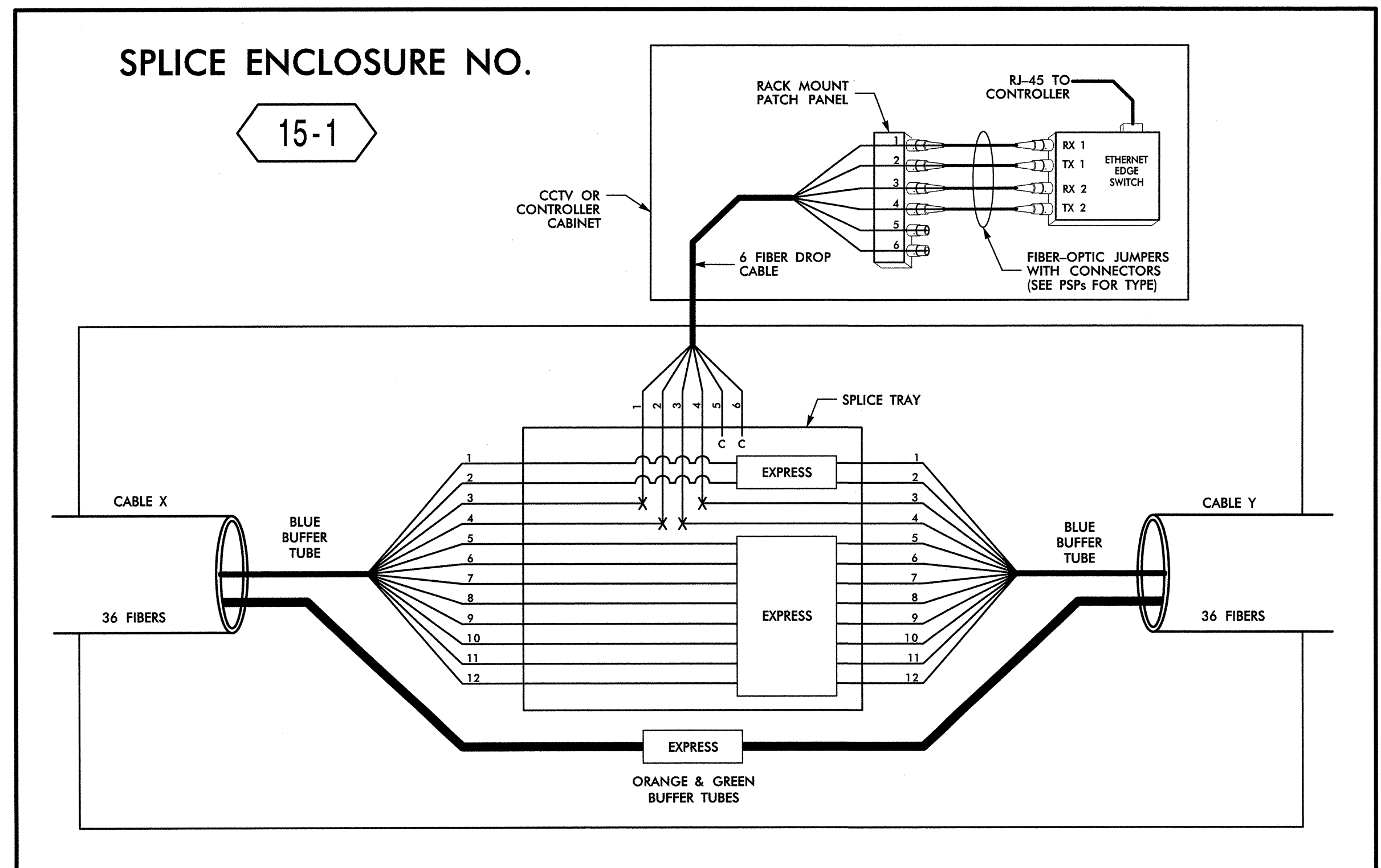
Prepared for the Offices of:

**Winston-Salem Signal System
Fiber-Optic
Splicing Details**

Division 09 Forsyth County Winston-Salem
 PLAN DATE: February 2013 REVIEWED BY: HAB
 PREPARED BY: BJS REVIEWED BY: JTB

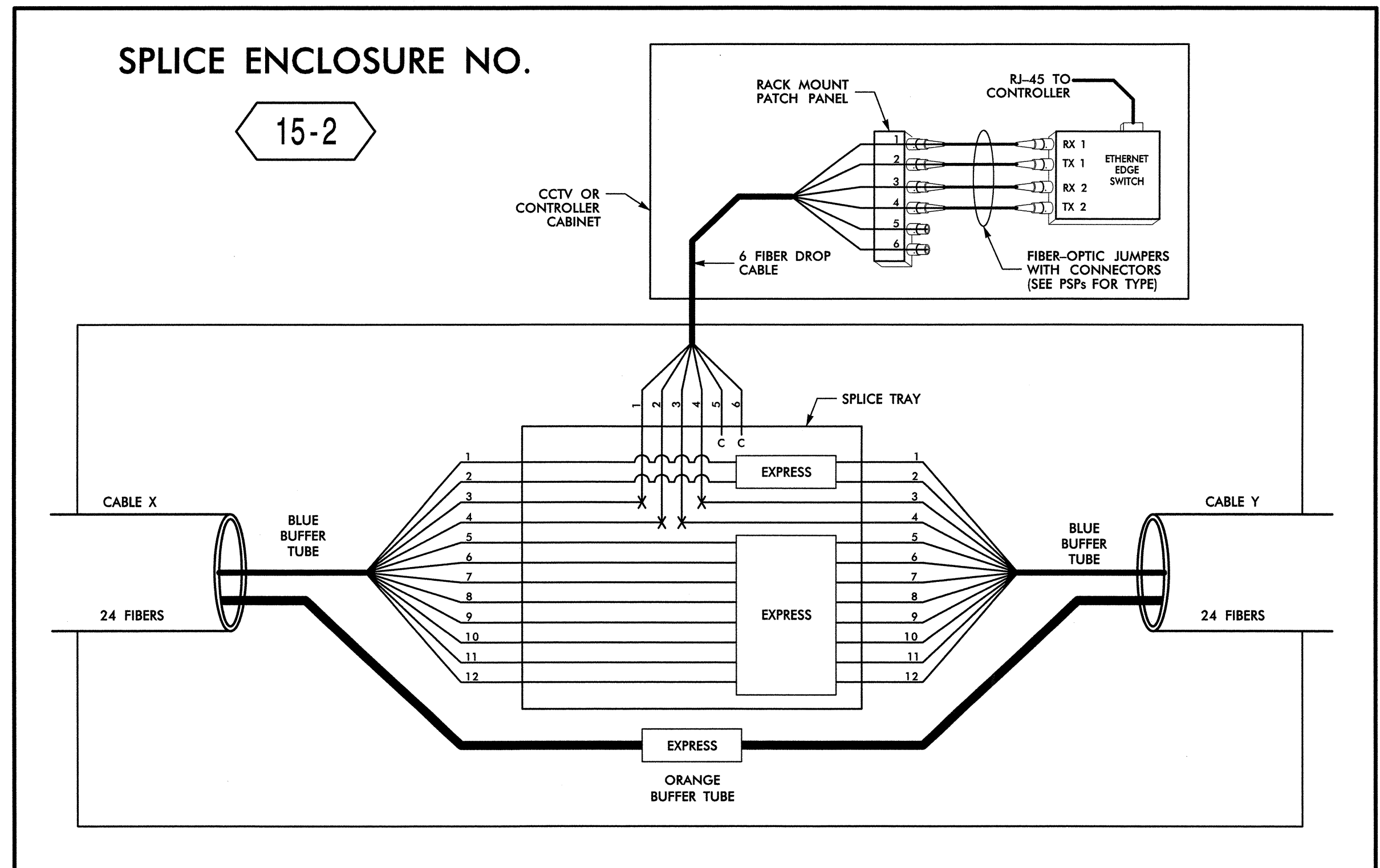
SCALE: N.T.S.
 REVISIONS: _____ INIT. DATE
 SIGNATURE: *H. O'Neil* DATE: 3/21/13
 CADD Filename: FS-43.dgn

SEAL
 NORTH CAROLINA
 PROFESSIONAL ENGINEER
 SEAL 19962
 ALFRED BADGETT III

14-MAR-2013 12:43
 O:\projects\13-3\13-3.dgn
 13833



SPLICE ENCLOSURE NO. 15-1							
INTERSECTION NO.	CL SHEET	CABLE X			CABLE Y		
		CABLE NO.	ALONG ROUTE	TO	CABLE NO.	ALONG ROUTE	TO
09-0615	CL B-014	15F	PETERS CREEK PKWY	SILAS CREEK PKWY	15F	PETERS CREEK PKWY	LINK RD
09-0140	CL B-018	15F	PETERS CREEK PKWY	LINK RD	15F	PETERS CREEK PKWY	APPLE ST (HUB D)



SPLICE ENCLOSURE NO. 15-2							
INTERSECTION NO.	CL SHEET	CABLE X			CABLE Y		
		CABLE NO.	ALONG ROUTE	TO	CABLE NO.	ALONG ROUTE	TO
C-375	CL B-107	15D	EBERT ST	SILAS CREEK PKWY	15D	EBERT ST	LONDON LN
09-0182	CL B-094	15E	SILAS CREEK PKWY	EBERT ST	15E	SILAS CREEK PKWY	LOCKLAND AVE
09-0191	CL B-096	15E	SILAS CREEK PKWY	MILLER ST	15E	SILAS CREEK PKWY	SALISBURY RIDGE RD
09-0021	CL B-097	15E	SILAS CREEK PKWY	LOCKLAND AVE	15E	SILAS CREEK PKWY	PETERS CREEK PKWY

14-MAR-2013 12:43 D:\projects\1041\Traffic\1041\Traffic\1041.dwg

LEGEND

COLOR CODE TIA/EIA 598-B		X = FUSION SPlice INDIVIDUAL FIBER
(1) BLUE	(7) RED	C = CAP AND SEAL
(2) ORANGE	(8) BLACK	EXPRESS = EXPRESS ENTIRE BUFFER TUBE / FIBERS THROUGH WITHOUT CUTTING
(3) GREEN	(9) YELLOW	BUFFER SPlice = SPLICE ALL FIBERS IN BUFFER TUBE COLOR TO COLOR
(4) BROWN	(10) VIOLET	
(5) SLATE	(11) ROSE	
(6) WHITE	(12) AQUA	

NOTES

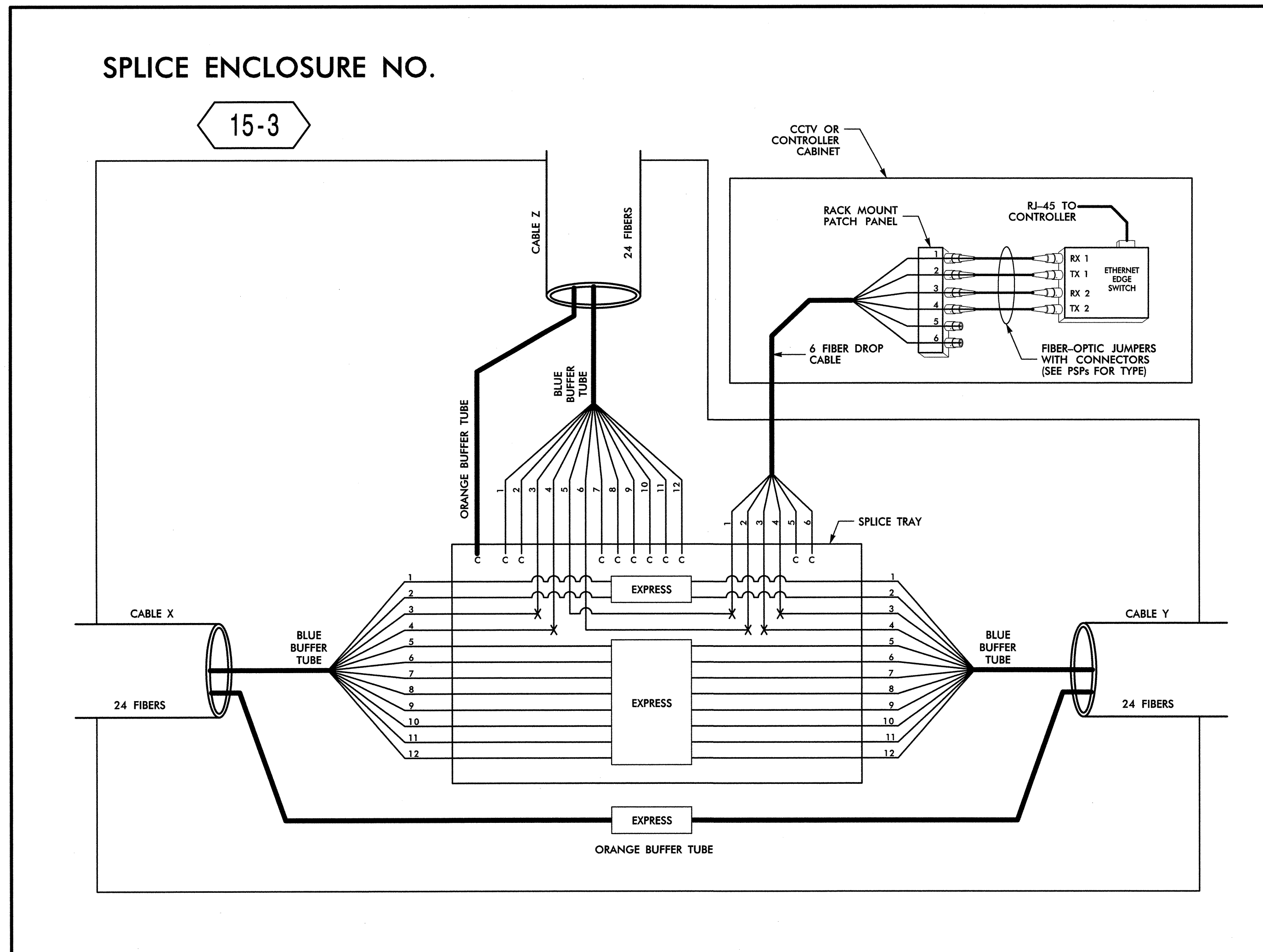
- UNUSED FIBERS LEFT COILED AND STORED IN SPLICE CABINETS
- UNUSED BUFFER TUBES LEFT COILED AND STORED IN SPLICE ENCLOSURE
- EDGE SWITCH CONFIGURATIONS ARE GENERIC. CONTRACTOR IS RESPONSIBLE FOR DETERMINING/ENSURING THE PROPER TERMINATIONS.

ATKINS 1616 EAST MILLBROOK ROAD, SUITE 310
RALEIGH, NORTH CAROLINA 27609
(919) 876-6888 NCBES #F-0326

	Prepared for the Office of: Winston-Salem Signal System Fiber-Optic Splicing Details		
	Division 09 Forsyth County Winston-Salem PLAN DATE: February 2013 PREPARED BY: BJS	REVIEWED BY: HAB REVIEWED BY: JTB	
SIGNATURE: <i>Alfred Badgett</i> DATE: _____ CADD Filename: FS-44.dgn			

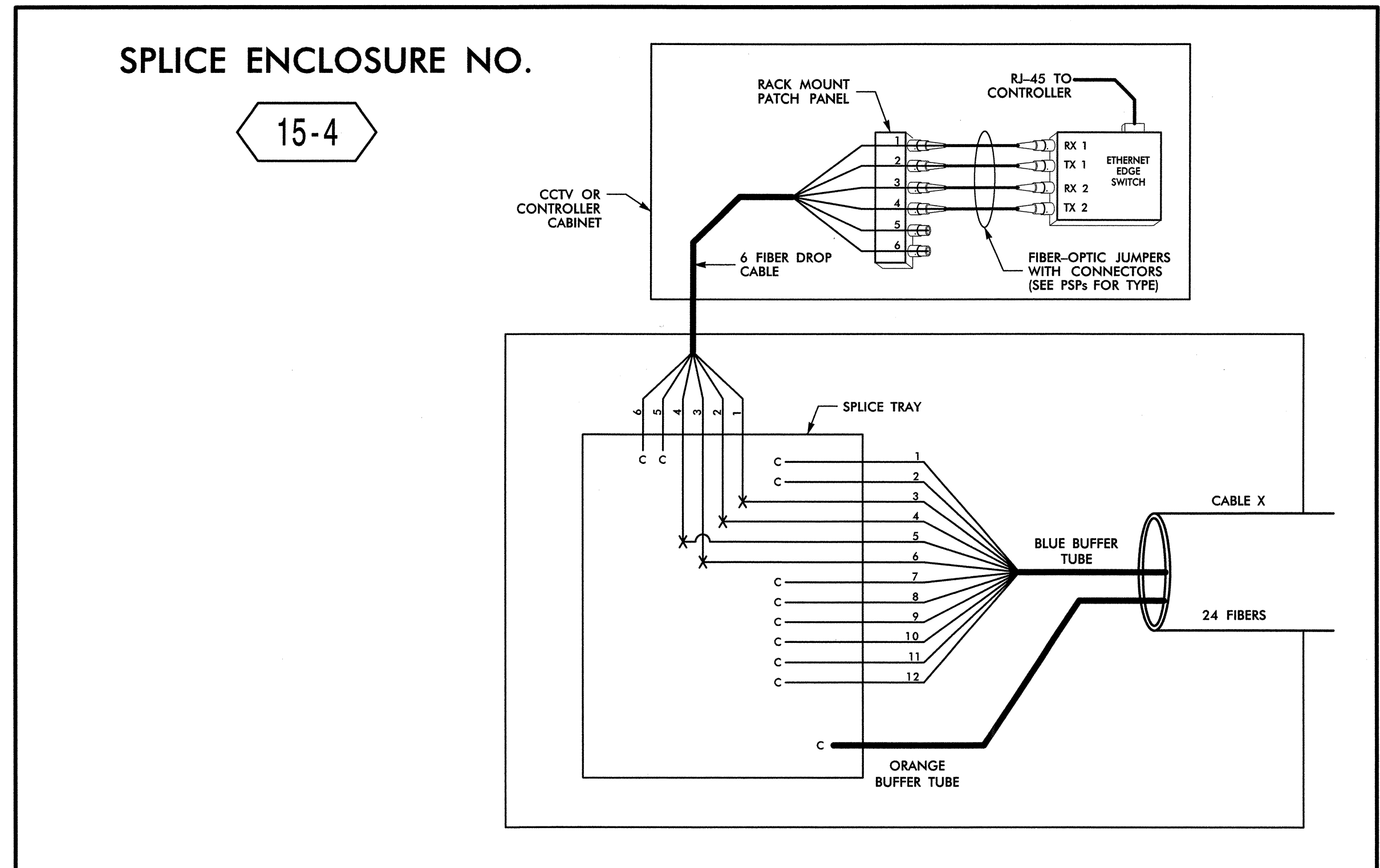
SPLICE ENCLOSURE NO.

15-3



SPLICE ENCLOSURE NO.

15-4



SPLICE ENCLOSURE NO. 15-4

INTERSECTION NO.	CL SHEET	CABLE X		
		CABLE NO.	ALONG ROUTE	TO
C-358	CL B-100	15B	BURKE MILL RD	SILAS CREEK PKWY
C-331	CL B-103	15D	EBERT ST/RD	OAK GROVE RD

SPLICE ENCLOSURE NO. 15-3

INTERSECTION NO.	CL SHEET	CABLE X			CABLE Y			CABLE Z		
		CABLE NO.	ALONG ROUTE	TO	CABLE NO.	ALONG ROUTE	TO	CABLE NO.	ALONG ROUTE	TO
09-1332	CL B-071	15A	SILAS CREEK PKWY	HANES MALL BLVD	15C	SILAS CREEK PKWY	EBERT ST	15B	BOLTON ST / BURKE MILL RD	LONDON LN
09-0020	CL B-093	15C	SILAS CREEK PKWY	BOLTON ST	15E	SILAS CREEK PKWY	MILLER ST	15D	EBERT ST/RD	OAK GROVE RD


LEGEND

- COLOR CODE
TIA/EIA 598-B
- (1) BLUE
 - (2) ORANGE
 - (3) GREEN
 - (4) BROWN
 - (5) SLATE
 - (6) WHITE
 - (7) RED
 - (8) BLACK
 - (9) YELLOW
 - (10) VIOLET
 - (11) ROSE
 - (12) AQUA
- X = FUSION SPLICE INDIVIDUAL FIBER
C = CAP AND SEAL
- EXPRESS = EXPRESS ENTIRE BUFFER TUBE / FIBERS THROUGH WITHOUT CUTTING
- BUFFER SPLICE = SPLICE ALL FIBERS IN BUFFER TUBE COLOR TO COLOR

NOTES


- UNUSED FIBERS LEFT COILED AND STORED IN SPLICE TRAY
- UNUSED BUFFER TUBES LEFT COILED AND STORED IN SPLICE ENCLOSURE
- EDGE SWITCH CONFIGURATIONS ARE GENERIC. CONTRACTOR IS RESPONSIBLE FOR DETERMINING/ENSURING THE PROPER TERMINATIONS.

ATKINS 1616 EAST MILLBROOK ROAD, SUITE 310
RALEIGH, NORTH CAROLINA 27609
(919) 876-6888 NCBEES #F-0326

Prepared for the Offices of:

 Winston-Salem Signal System
 Fiber-Optic Splicing Details

Division 09 Forsyth County Winston-Salem
 PLAN DATE: February 2013 REVIEWED BY: HAB
 PREPARED BY: BJS REVIEWED BY: JTB

750 Greenfield Parkway, Garner, NC 27529
 SCALE: N.T.S.
 REVISIONS: _____ INIT. DATE: _____

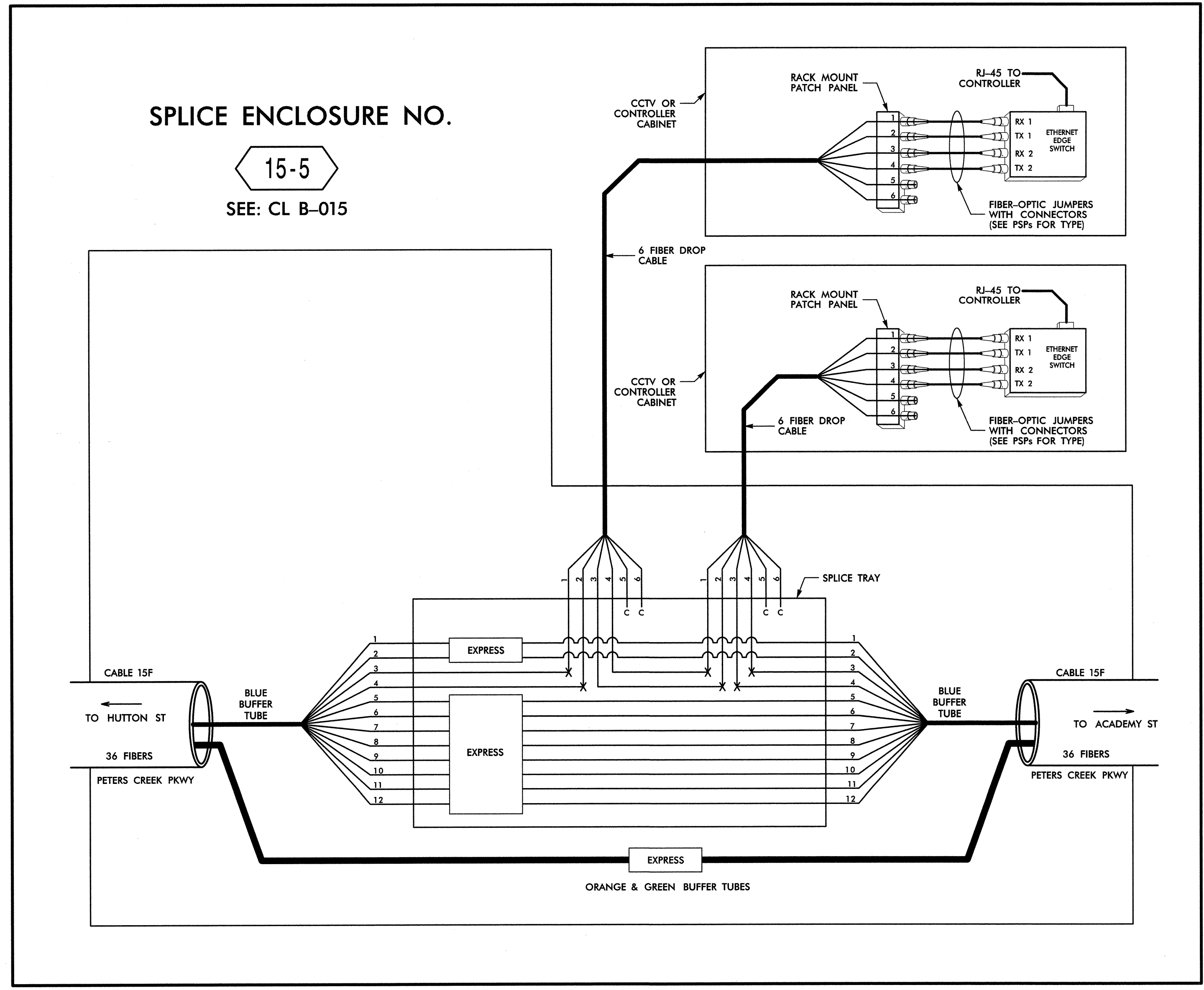
SEAL

 SIGNATURE: *H. Alfred Badgett III* DATE: 3/22/13
 CADD Filename: FS-45.dgn

14-MAR-2013 12:43 D:\Transportation\Traffic\Curran\10022712 Winston Salem Sig Sys\Comms and ITS\Splice Diagrams\Phase B\F5-45.dgn

SPLICE ENCLOSURE NO.

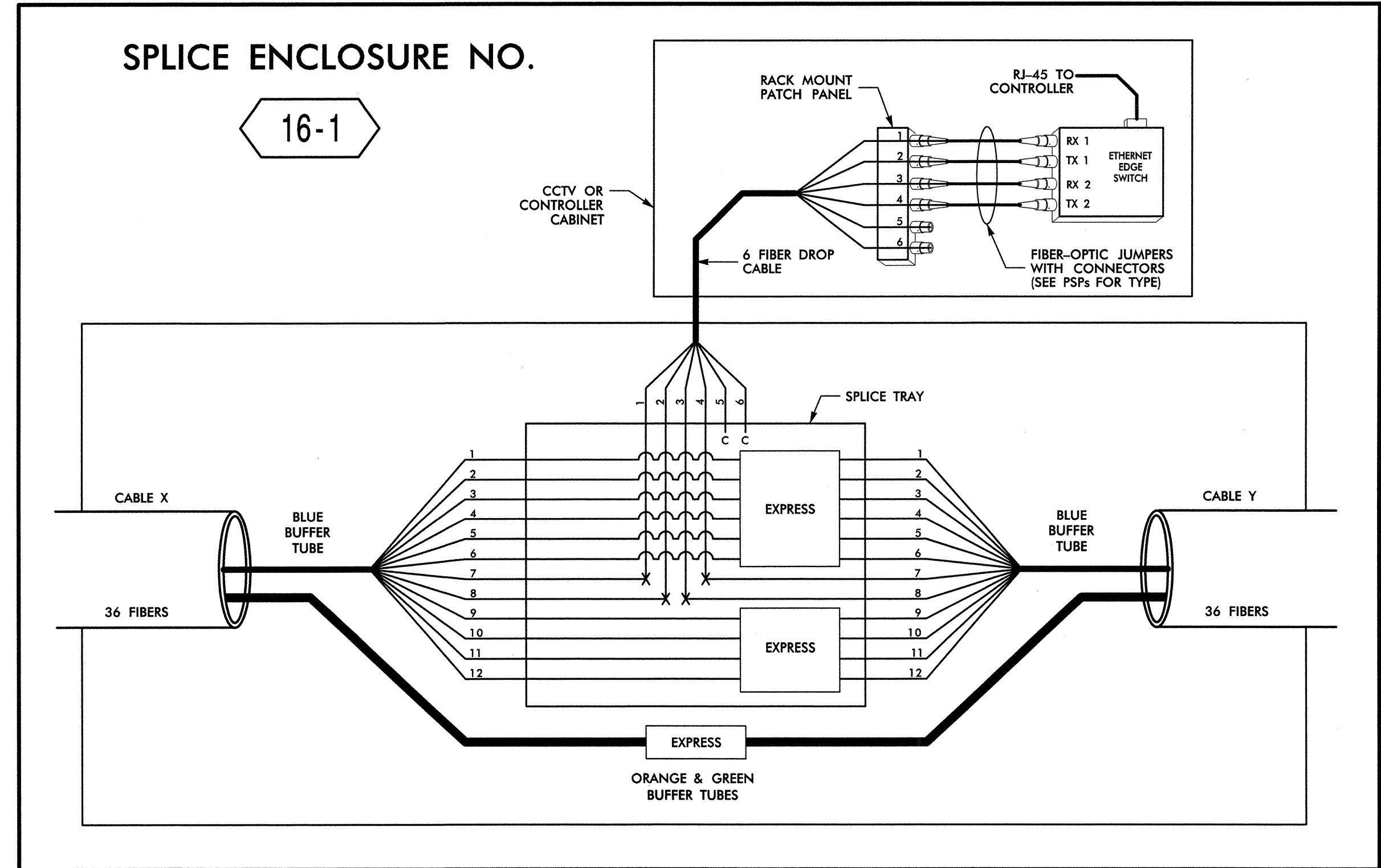
15-5

SEE: CL B-015



SPLICE ENCLOSURE NO.

16-1



SPLICE ENCLOSURE NO. 16-1							
INTERSECTION NO.	CL SHEET	CABLE X			CABLE Y		
		CABLE NO.	ALONG ROUTE	TO	CABLE NO.	ALONG ROUTE	TO
09-0661	CL B-007	16A	PETERS CREEK PKWY	CLEMMONSVILLE RD	16A	PETERS CREEK PKWY	BREWER RD
09-0148	CL B-010	16A	PETERS CREEK PKWY	SOUTHPARK BLVD	16A	PETERS CREEK PKWY	TRADE MART BLVD
09-0626	CL B-011	16A	PETERS CREEK PKWY	BREWER RD	16A	PETERS CREEK PKWY	I-40 RAMPS
09-0818	CL B-012	16A	PETERS CREEK PKWY	TRADE MART BLVD	16A	PETERS CREEK PKWY	SILAS CREEK PKWY

14-MAR-2013 12:43 O:\transportation\Traffic\Current\00022712 Winston Salem Sig Sys\Comms and ITS\Splice Diagrams\Phase BMF-5-46.dgn

LEGEND

COLOR CODE TIA/EIA 598-B	
(1) BLUE	(7) RED
(2) ORANGE	(8) BLACK
(3) GREEN	(9) YELLOW
(4) BROWN	(10) VIOLET
(5) SLATE	(11) ROSE
(6) WHITE	(12) AQUA

X = FUSION SPLICE INDIVIDUAL FIBER
C = CAP AND SEAL

EXPRESS = EXPRESS ENTIRE BUFFER TUBE / FIBERS THROUGH WITHOUT CUTTING

BUFFER SPLICE = SPLICE ALL FIBERS IN BUFFER TUBE COLOR TO COLOR

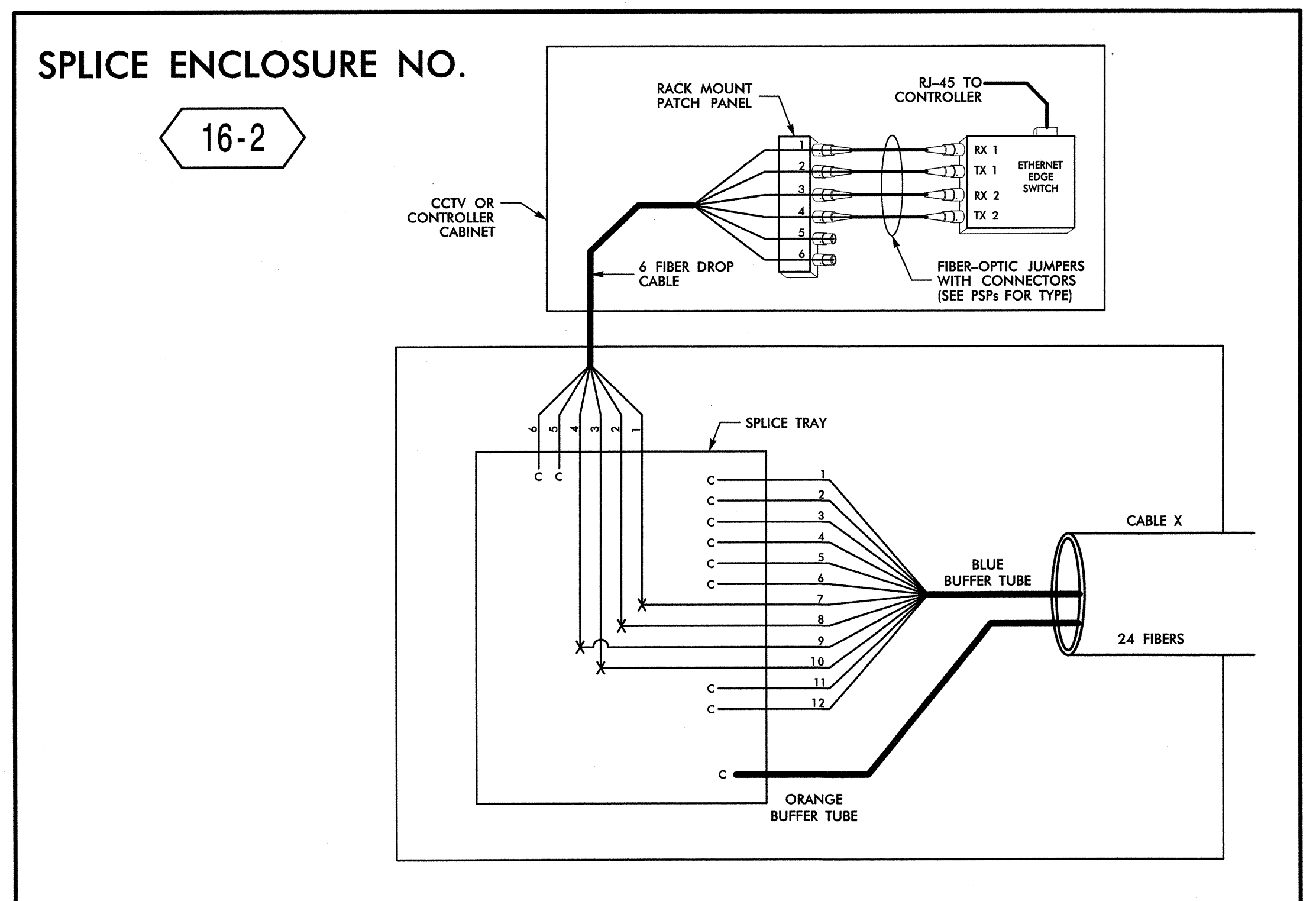
NOTES

- UNUSED FIBERS LEFT COILED AND STORED IN SPLICE TRAY
- UNUSED BUFFER TUBES LEFT COILED AND STORED IN SPLICE ENCLOSURE
- EDGE SWITCH CONFIGURATIONS ARE GENERIC. CONTRACTOR IS RESPONSIBLE FOR DETERMINING/ENSURING THE PROPER TERMINATIONS.

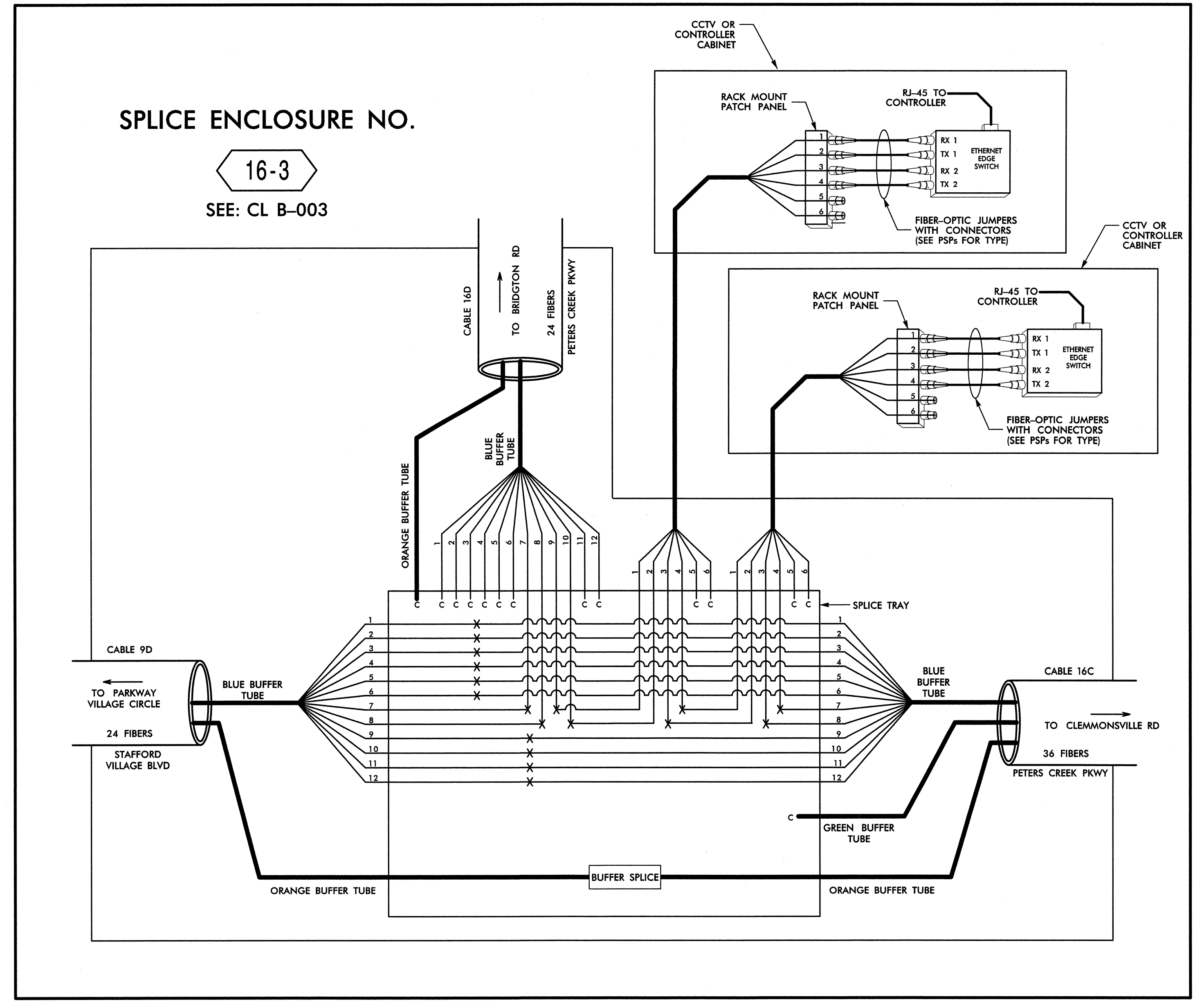
ATKINS 1616 EAST MILLBROOK ROAD, SUITE 310
RALEIGH, NORTH CAROLINA 27609
(919) 876-6888 NCBCEES #F-0326

	Prepared for the Offices of: Winston-Salem Signal System Fiber-Optic Splicing Details		
	Division 09 Forsyth County Winston-Salem PLAN DATE: February 2013 PREPARED BY: BJS	REVIEWED BY: HAB REVIEWED BY: JTB	
SIGNATURE: <i>H. Alfred Badgett</i> 3/27/13 DATE: _____			SEAL

CADD Filename: FS-46.dgn



SPLICE ENCLOSURE NO. 16-2				
INTERSECTION NO.	CL SHEET	CABLE X		
		CABLE NO.	ALONG ROUTE	TO
09-0390	CL B-001	16D	PETERS CREEK PKWY	STAFFORD VILLAGE BLVD
09-0706	CL B-036	16B	CLEMMONSVILLE RD	PETERS CREEK PKWY



LEGEND

(1) BLUE	(7) RED	X = FUSION SPLICE INDIVIDUAL FIBER
(2) ORANGE	(8) BLACK	C = CAP AND SEAL
(3) GREEN	(9) YELLOW	EXPRESS = EXPRESS ENTIRE BUFFER TUBE/FIBERS THROUGH WITHOUT CUTTING
(4) BROWN	(10) VIOLET	BUFFER SPLICE = SPLICE ALL FIBERS IN BUFFER TUBE COLOR TO COLOR
(5) SLATE	(11) ROSE	
(6) WHITE	(12) AQUA	

- NOTES**
- UNUSED FIBERS LEFT COILED AND STORED IN SPLICE TRAY
 - UNUSED BUFFER TUBES LEFT COILED AND STORED IN SPLICE ENCLOSURE
 - EDGE SWITCH CONFIGURATIONS ARE GENERIC. CONTRACTOR IS RESPONSIBLE FOR DETERMINING/ENSURING THE PROPER TERMINATIONS.

ATKINS 1616 EAST MILLBROOK ROAD, SUITE 310
RALEIGH, NORTH CAROLINA 27609
(919) 876-6888 NCBEES #F-0326

Prepared for the Offices of:
Winston-Salem Signal System
Fiber-Optic Splicing Details

Division 09 Forsyth County Winston-Salem
PLAN DATE: February 2013 REVIEWED BY: HAB
PREPARED BY: BJS REVIEWED BY: JTB

750 Greenfield Parkway, Garner, NC 27529
SCALE: N.T.S.

SEAL
NORTH CAROLINA PROFESSIONAL ENGINEER
SEAL 19962
ALFRED BADGETT
DATE: 3/24/13
SIGNATURE: [Signature]
DATE: [Date]

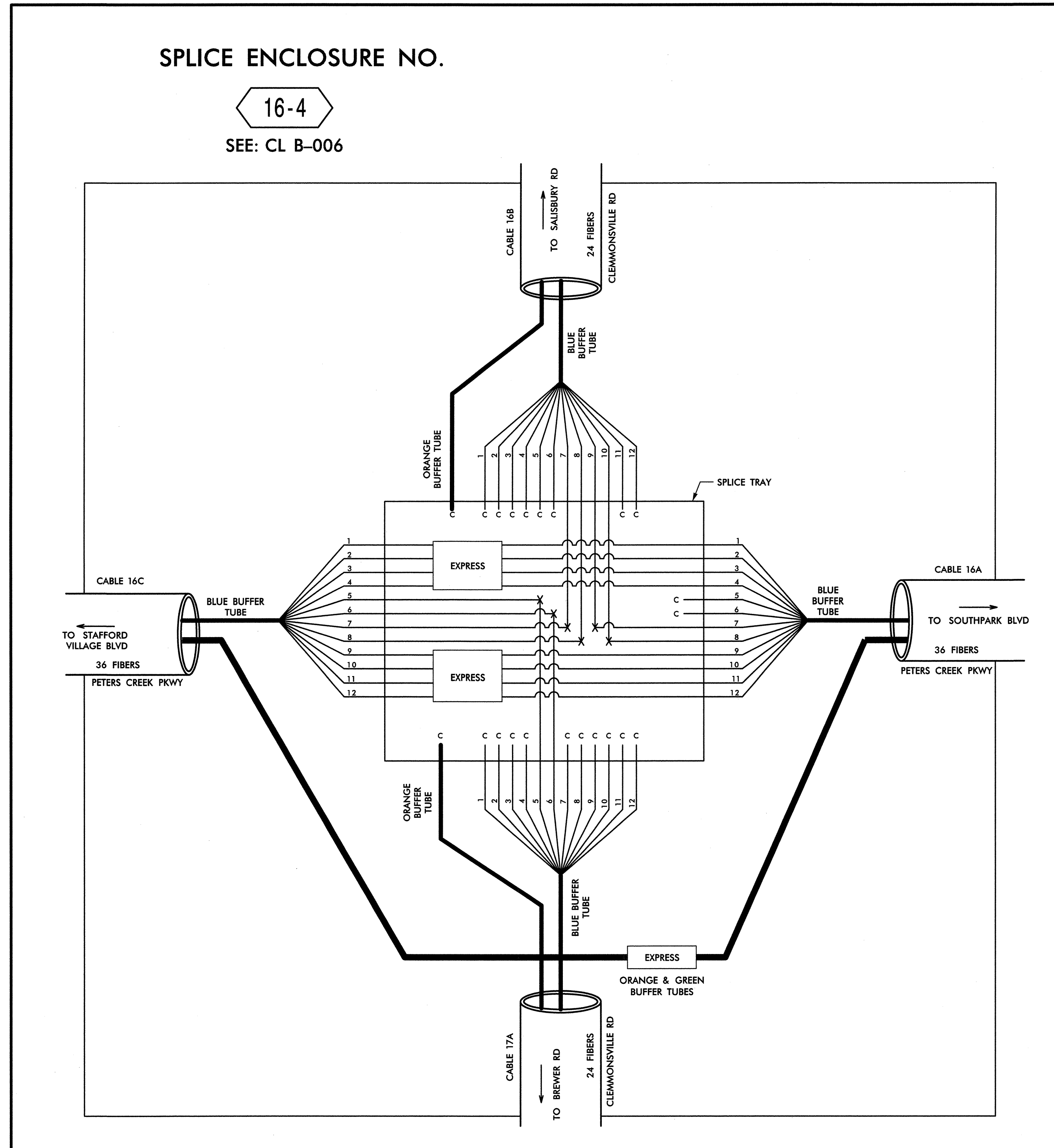
CADD Filename: FS-47.dgn

14-MAR-2013 14:27 D:\Transportation\Traffic\Cur\10002212 Winstan Salem Sig Sys\Comms and ITS\Splice Diagrams\Phase B\F-S-47.dgn 13833

SPLICE ENCLOSURE NO.

16-4

SEE: CL B-006



14-MAR-2013 14:27 D:\Transportation\Traffic\Curran\10002212 Winston Salem Sig Sys\Comms and ITS\splice Diagrams\Phase B\FS-48.dgn 13633

COLOR CODE	
TIA/EIA	598-B
(1) BLUE	(7) RED
(2) ORANGE	(8) BLACK
(3) GREEN	(9) YELLOW
(4) BROWN	(10) VIOLET
(5) SLATE	(11) ROSE
(6) WHITE	(12) AQUA

LEGEND	
X	FUSION SPLICE INDIVIDUAL FIBER
C	CAP AND SEAL
EXPRESS	EXPRESS ENTIRE BUFFER TUBE / FIBERS THROUGH WITHOUT CUTTING
BUFFER SPLICE	SPLICE ALL FIBERS IN BUFFER TUBE COLOR TO COLOR

NOTES	
1.	UNUSED FIBERS LEFT COILED AND STORED IN SPLICE TRAY
2.	UNUSED BUFFER TUBES LEFT COILED AND STORED IN SPLICE ENCLOSURE
3.	EDGE SWITCH CONFIGURATIONS ARE GENERIC. CONTRACTOR IS RESPONSIBLE FOR DETERMINING/ENSURING THE PROPER TERMINATIONS.

ATKINS 1616 EAST MILLBROOK ROAD, SUITE 310
RALEIGH, NORTH CAROLINA 27609
(919) 876-6888 NCBES #F-0326

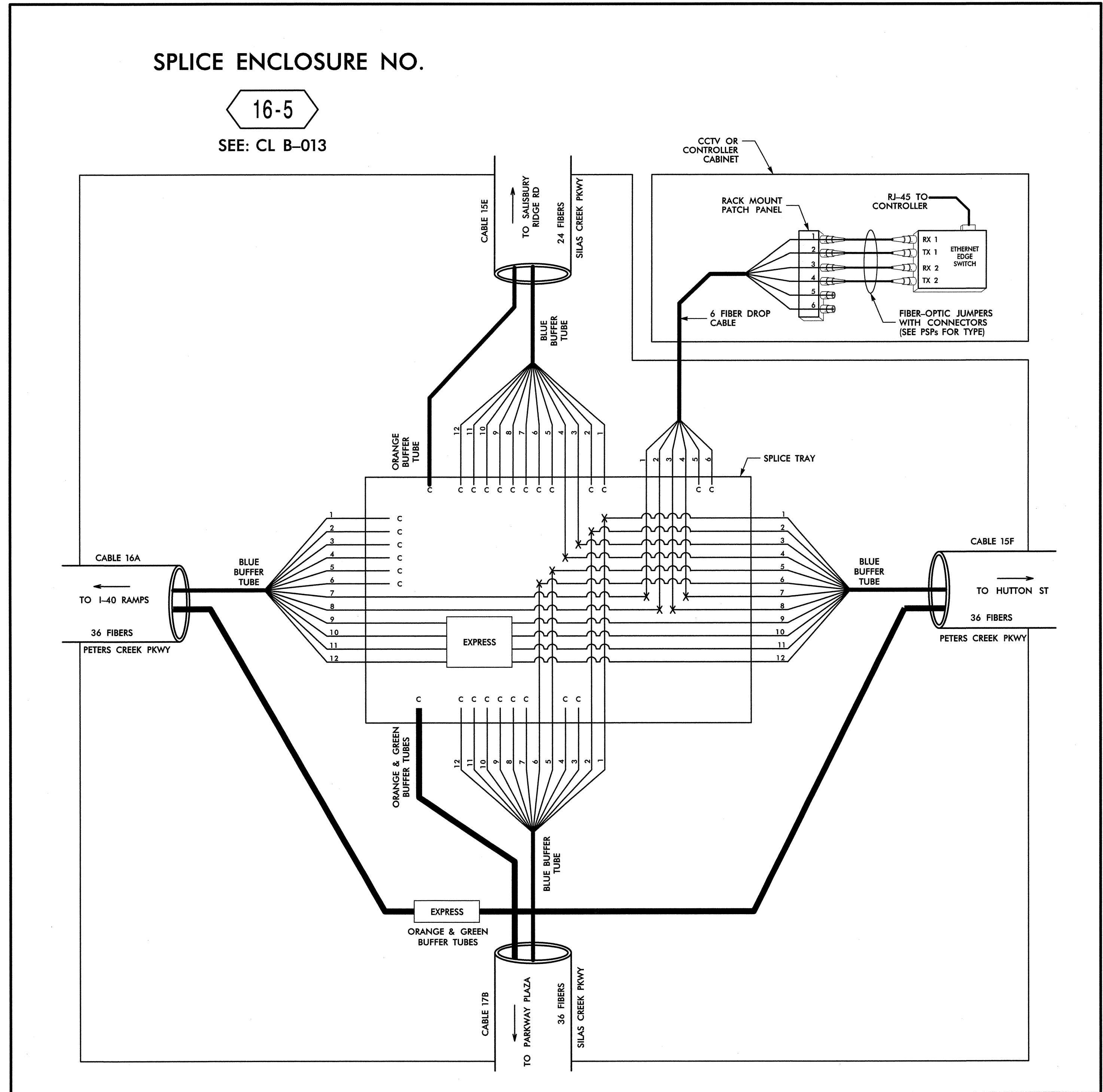
	Prepared for the Offices of: Transportation, Mobility and Safe Journey DIVISION OF TRANSPORTATION DEPARTMENT OF TRANSPORTATION		SEAL NORTH CAROLINA PROFESSIONAL SEAL 19982 ENGINEER HENRY ALFRED BADGETT, III SIGNATURE
	Winston-Salem Signal System Fiber-Optic Splicing Details		
250 Greenfield Parkway, Garner, NC 27529 SCALE N.T.S.	REVISIONS	INIT. DATE	DATE 3/21/13

CADD Filename: FS-48.dgn

SPLICE ENCLOSURE NO.

16-5

SEE: CL B-013



14-MAR-2013 14:27 D:\Transportation\Traffic\Curran\10002212 Winston Salem Sig Sys\Comms and ITS\Splice Diagrams\Phase B\FS-49.dgn 13833

COLOR CODE	
TI	EA
(1) BLUE	(7) RED
(2) ORANGE	(8) BLACK
(3) GREEN	(9) YELLOW
(4) BROWN	(10) VIOLET
(5) SLATE	(11) ROSE
(6) WHITE	(12) AQUA

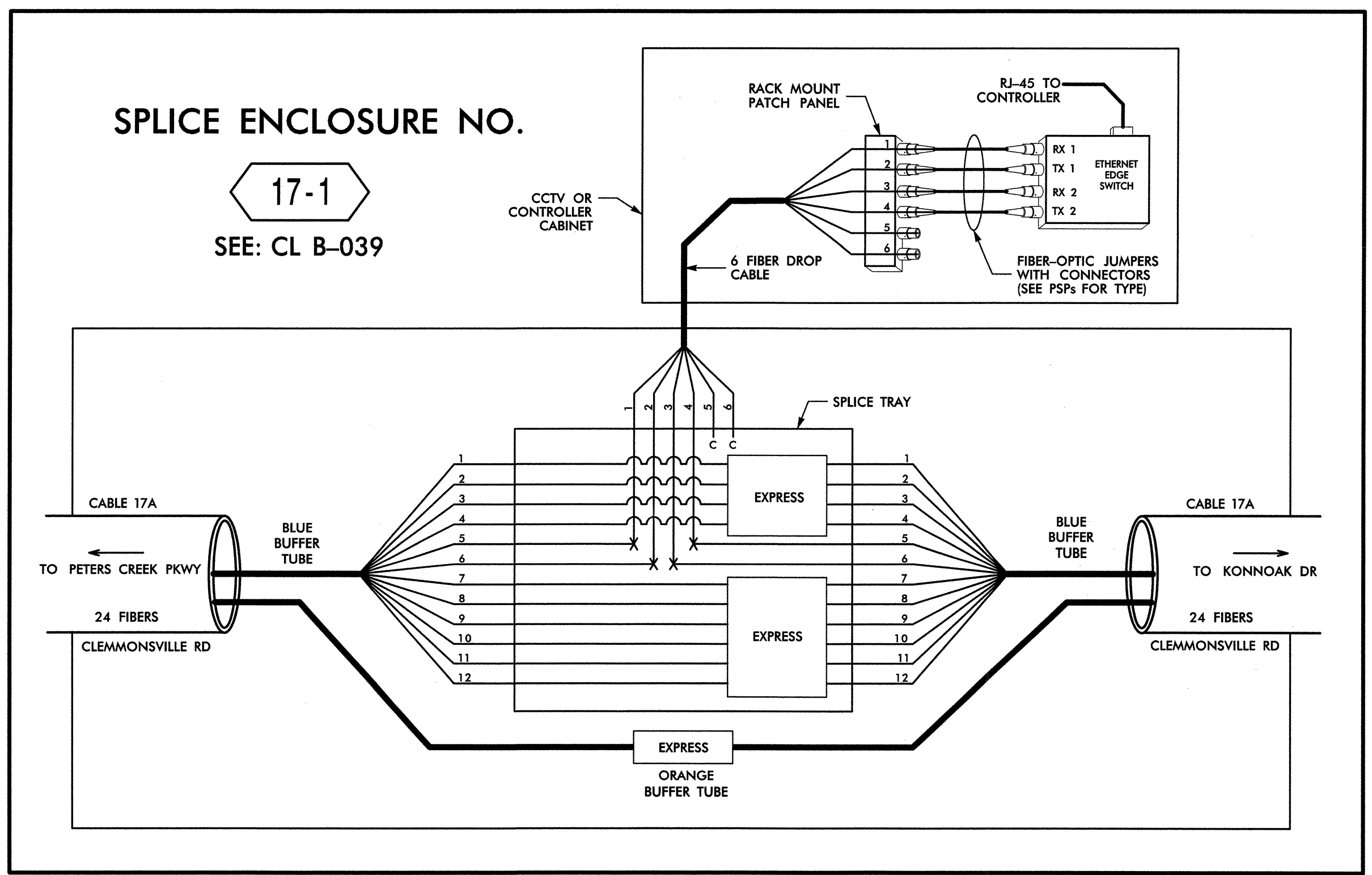
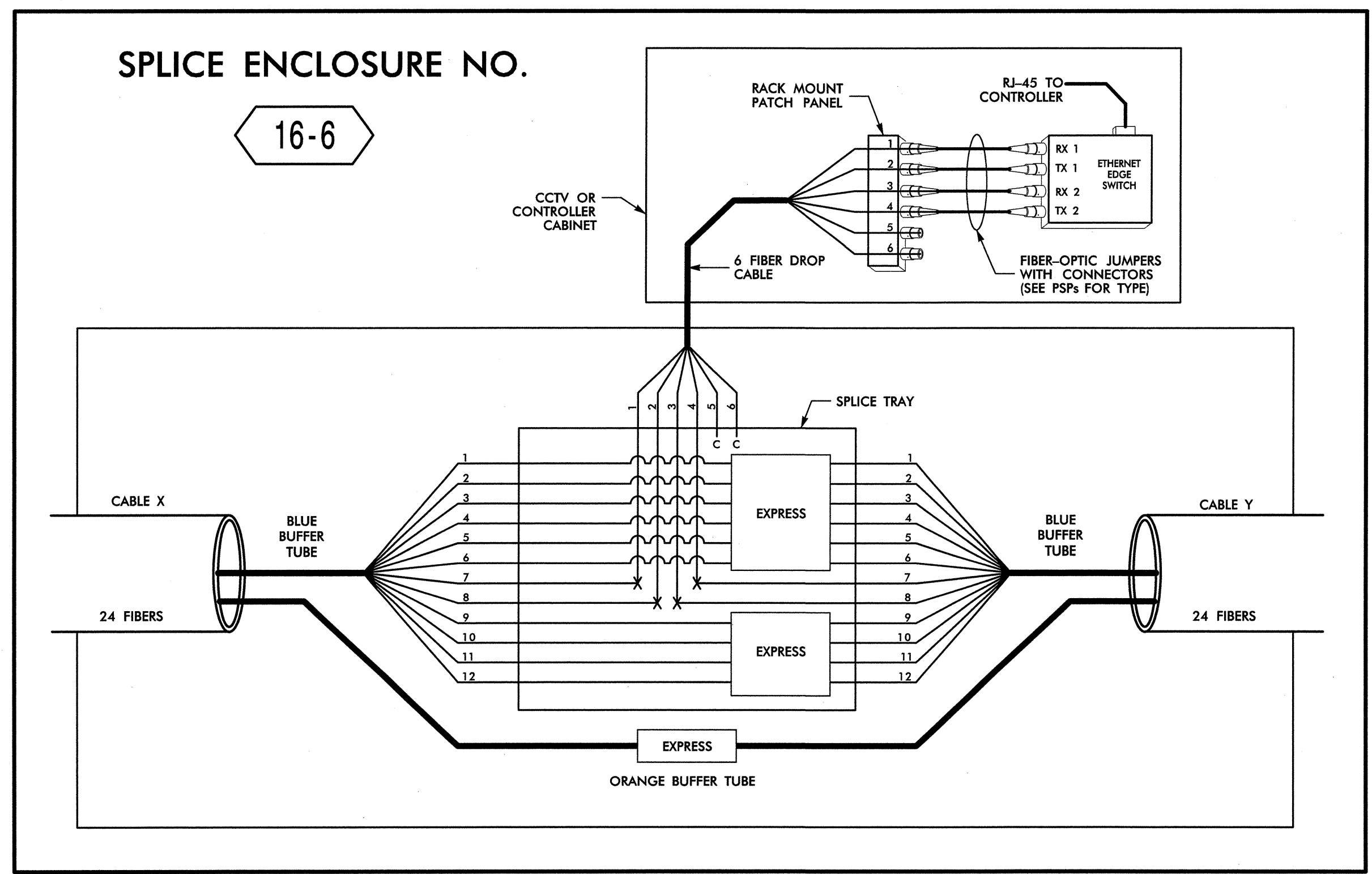
X = FUSION SPLICE INDIVIDUAL FIBER
 C = CAP AND SEAL
 EXPRESS = EXPRESS ENTIRE BUFFER TUBE/FIBERS THROUGH WITHOUT CUTTING
 BUFFER SPLICE = SPLICE ALL FIBERS IN BUFFER TUBE COLOR TO COLOR

- NOTES**
- UNUSED FIBERS LEFT COILED AND STORED IN SPLICE TRAY
 - UNUSED BUFFER TUBES LEFT COILED AND STORED IN SPLICE ENCLOSURE
 - EDGE SWITCH CONFIGURATIONS ARE GENERIC. CONTRACTOR IS RESPONSIBLE FOR DETERMINING/ENSURING THE PROPER TERMINATIONS.

ATKINS 1616 EAST MILLBROOK ROAD, SUITE 310
 RALEIGH, NORTH CAROLINA 27609
 (919) 876-6888 NCBEES #F-0326

	Prepared for the Offices of Winston-Salem Signal System Fiber-Optic Splicing Details		
	Division 09 Forsyth County Winston-Salem PLAN DATE: February 2013 REVIEWED BY: HAB PREPARED BY: BJS REVIEWED BY: JTB		
SCALE	REVISIONS	INIT.	DATE
N.T.S.			
		Signature: <i>H. Wilfred Badgett</i> 3/21/13 DATE:	

CADD File Name: FS-49.dgn



SPLICE ENCLOSURE NO. 16-6							
INTERSECTION NO.	CL SHEET	CABLE X			CABLE Y		
		CABLE NO.	ALONG ROUTE	TO	CABLE NO.	ALONG ROUTE	TO
09-0988	CL B-032	9D	CLEMMONSVILLE RD	EBERT RD	9D	STAFFORD VILLAGE BLVD	PARKWAY VILLAGE CIRCLE
C-362	CL B-035	9D	STAFFORD VILLAGE BLVD	OLD SALISBURY RD	9D	STAFFORD VILLAGE BLVD	PETERS CREEK PKWY

LEGEND

<table border="1"> <tr> <td>COLOR CODE</td> <td>598-B</td> </tr> <tr> <td>TIA/EIA</td> <td></td> </tr> </table>		COLOR CODE	598-B	TIA/EIA		X = FUSION SPLICE INDIVIDUAL FIBER C = CAP AND SEAL EXPRESS = EXPRESS ENTIRE BUFFER TUBE/FIBERS THROUGH WITHOUT CUTTING BUFFER SPLICE = SPLICE ALL FIBERS IN BUFFER TUBE COLOR TO COLOR
COLOR CODE	598-B					
TIA/EIA						
(1) BLUE (2) ORANGE (3) GREEN (4) BROWN (5) SLATE (6) WHITE (7) RED (8) BLACK (9) YELLOW (10) VIOLET (11) ROSE (12) AQUA						

NOTES

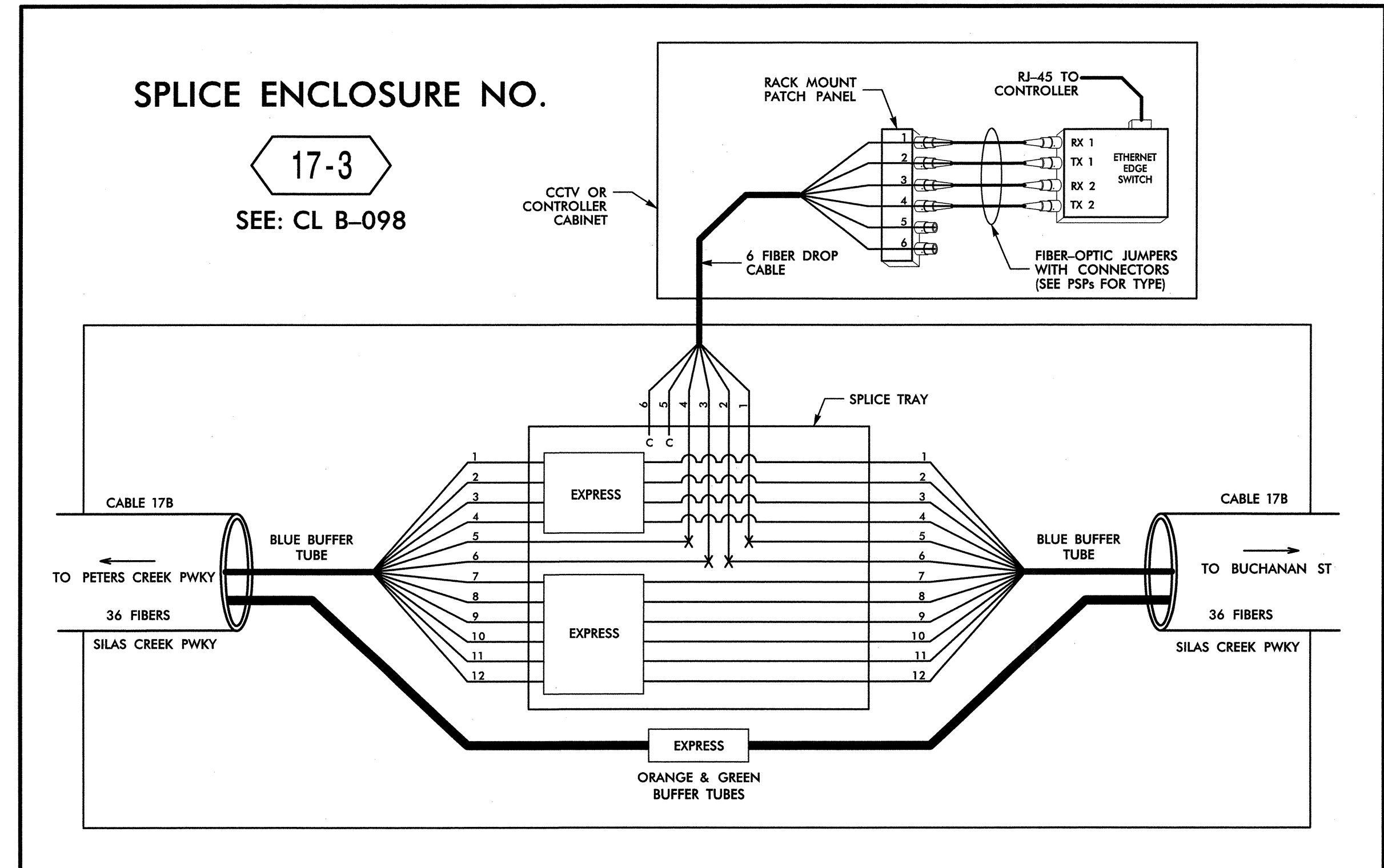
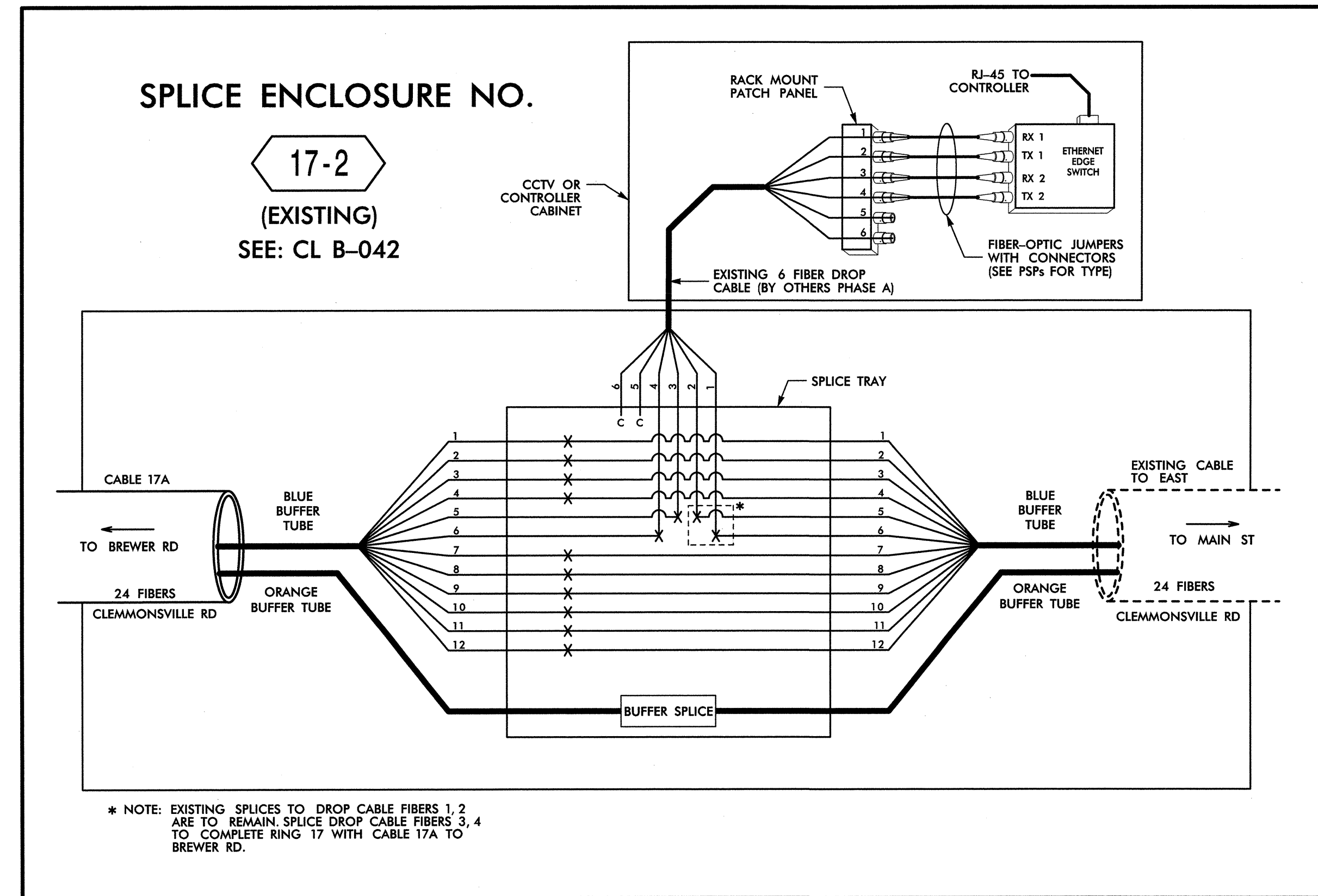
- UNUSED FIBERS LEFT COILED AND STORED IN SPLICE TRAY
- UNUSED BUFFER TUBES LEFT COILED AND STORED IN SPLICE ENCLOSURE
- EDGE SWITCH CONFIGURATIONS ARE GENERIC. CONTRACTOR IS RESPONSIBLE FOR DETERMINING/ENSURING THE PROPER TERMINATIONS.

ATKINS 1616 EAST MILLBROOK ROAD, SUITE 310
 RALEIGH, NORTH CAROLINA 27609
 (919) 876-6888 NCBEEES #F-0326

Prepared for the Offices of: 250 Greenfield Parkway, Garner, NC 27529	Winston-Salem Signal System Fiber-Optic Splicing Details		SEAL HENRY ALFRED BADGETT II PROFESSIONAL ENGINEER SEAL 19962	
	Division 09 Forsyth County Winston-Salem			
	PLAN DATE: February 2013	REVIEWED BY: HAB		
	PREPARED BY: BJS	REVIEWED BY: JTB		
SCALE N.T.S.	REVISIONS	INIT. DATE	SIGNATURE H. Alfred Badgett II 3/29/13 DATE	

CADD Filename: FS-50.dgn

14-MAR-2013 14:27
 D:\Transportation\Traffic\Kurr\10002212 Winston Salem Sig Sys\Comms and ITS\Splice Diagrams\Phase B\FS-50.dgn
 13833



14-MAR-2013 14:27 D:\Transportation\Traffic\Curran\10002212_Winston Salem Sig Sys\Comms and ITS\Splice Diagrams\Phase B\F5-51.dgn 13833

COLOR CODE TIA/EIA 598-B		LEGEND		NOTES	
(1) BLUE	(7) RED	X = FUSION SPlice INDIVIDUAL FIBER		1. UNUSED FIBERS LEFT COILED AND STORED IN SPlice TRAY	
(2) ORANGE	(8) BLACK	C = CAP AND SEAL		2. UNUSED BUFFER TUBES LEFT COILED AND STORED IN SPlice ENCLOSURE	
(3) GREEN	(9) YELLOW	EXPRESS = EXPRESS ENTIRE BUFFER TUBE /FIBERS THROUGH WITHOUT CUTTING		3. EDGE SWITCH CONFIGURATIONS ARE GENERIC. CONTRACTOR IS RESPONSIBLE FOR DETERMINING/ENSURING THE PROPER TERMINATIONS.	
(4) BROWN	(10) VIOLET	BUFFER SPlice = SPlice ALL FIBERS IN BUFFER TUBE COLOR TO COLOR			
(5) SLATE	(11) ROSE				
(6) WHITE	(12) AQUA				

ATKINS 1616 EAST MILLBROOK ROAD, SUITE 310 RALEIGH, NORTH CAROLINA 27609 (919) 876-6888 NCBEEES #F-0326

Prepared for the Offices of:
 Transportation Mobility and Safety Division
 NORTH CAROLINA DEPARTMENT OF TRANSPORTATION
 Highway Transportation System
 750 Greenfield Parkway, Garner, NC 27529

Winston-Salem Signal System Fiber-Optic Splicing Details

Division 09 Forsyth County Winston-Salem

PLAN DATE: February 2013 REVIEWED BY: HAB

PREPARED BY: BJS REVIEWED BY: JTB

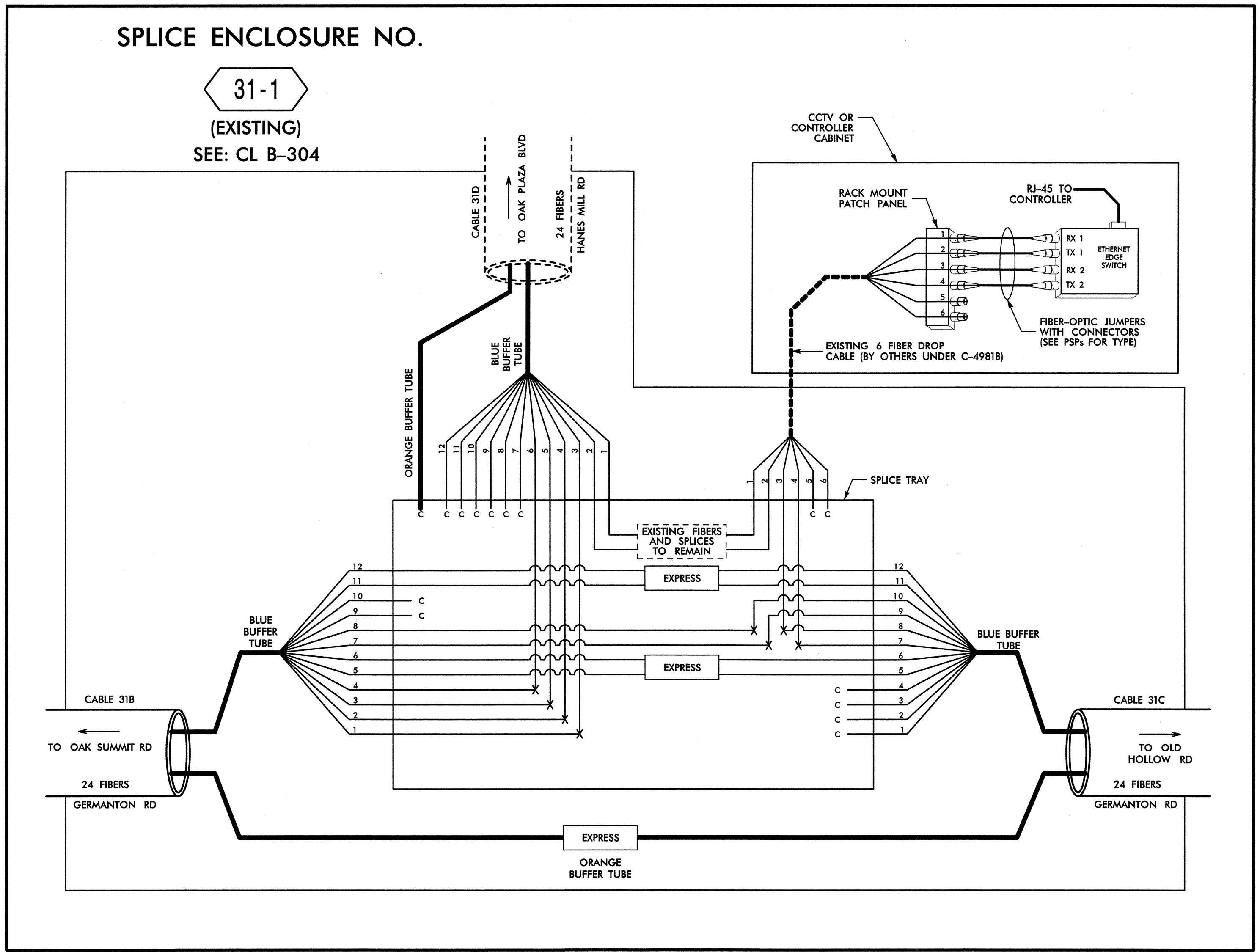
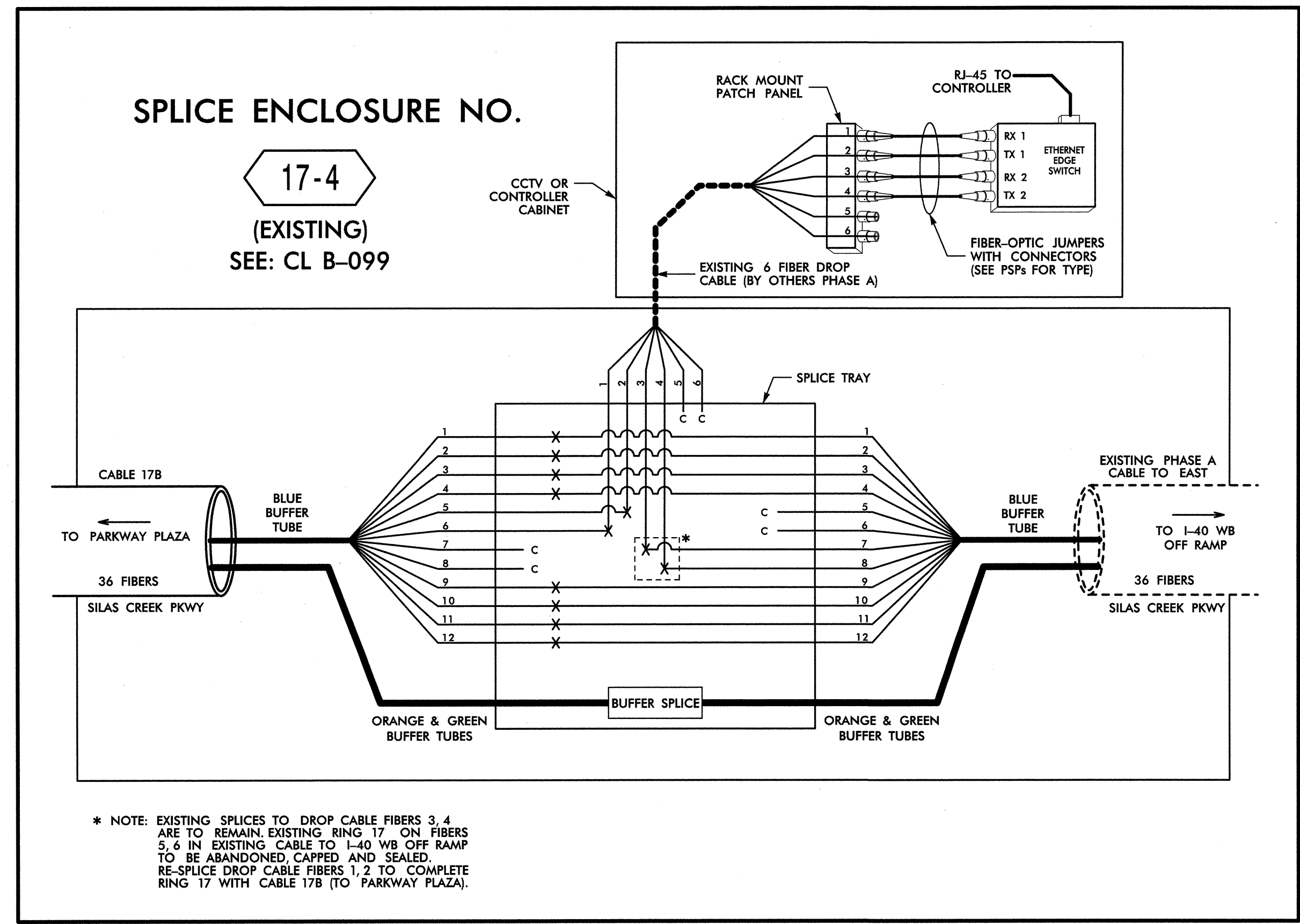
REVISIONS	INIT.	DATE

SCALE: N.T.S.

SEAL: NORTH CAROLINA PROFESSIONAL ENGINEER SEAL 19962 HENRY ALFRED BAIRD JR.

SIGNATURE: H. Alfred Baird DATE: 3/21/13

CADD File name: FS-51.dgn



LEGEND		NOTES
<p>COLOR CODE TIA/EIA 598-B</p> <p>(1) BLUE (7) RED (2) ORANGE (8) BLACK (3) GREEN (9) YELLOW (4) BROWN (10) VIOLET (5) SLATE (11) ROSE (6) WHITE (12) AQUA</p>	<p>X = FUSION SPLICE INDIVIDUAL FIBER C = CAP AND SEAL</p> <p>EXPRESS = EXPRESS ENTIRE BUFFER TUBE/FIBERS THROUGH WITHOUT CUTTING</p> <p>BUFFER SPLICE = SPLICE ALL FIBERS IN BUFFER TUBE COLOR TO COLOR</p>	<p>1. UNUSED FIBERS LEFT COILED AND STORED IN SPLICE TRAY</p> <p>2. UNUSED BUFFER TUBES LEFT COILED AND STORED IN SPLICE ENCLOSURE</p> <p>3. EDGE SWITCH CONFIGURATIONS ARE GENERIC. CONTRACTOR IS RESPONSIBLE FOR DETERMINING/ENSURING THE PROPER TERMINATIONS.</p>

ATKINS

1616 EAST MILLBROOK ROAD, SUITE 310
RALEIGH, NORTH CAROLINA 27609
(919) 876-6888 NCBEEES #F-0326

Winston-Salem Signal System
Fiber-Optic Splicing Details

Division 09 Forsyth County Winston-Salem

PLAN DATE: February 2013 REVIEWED BY: HAB

PREPARED BY: BJS REVIEWED BY: JTB

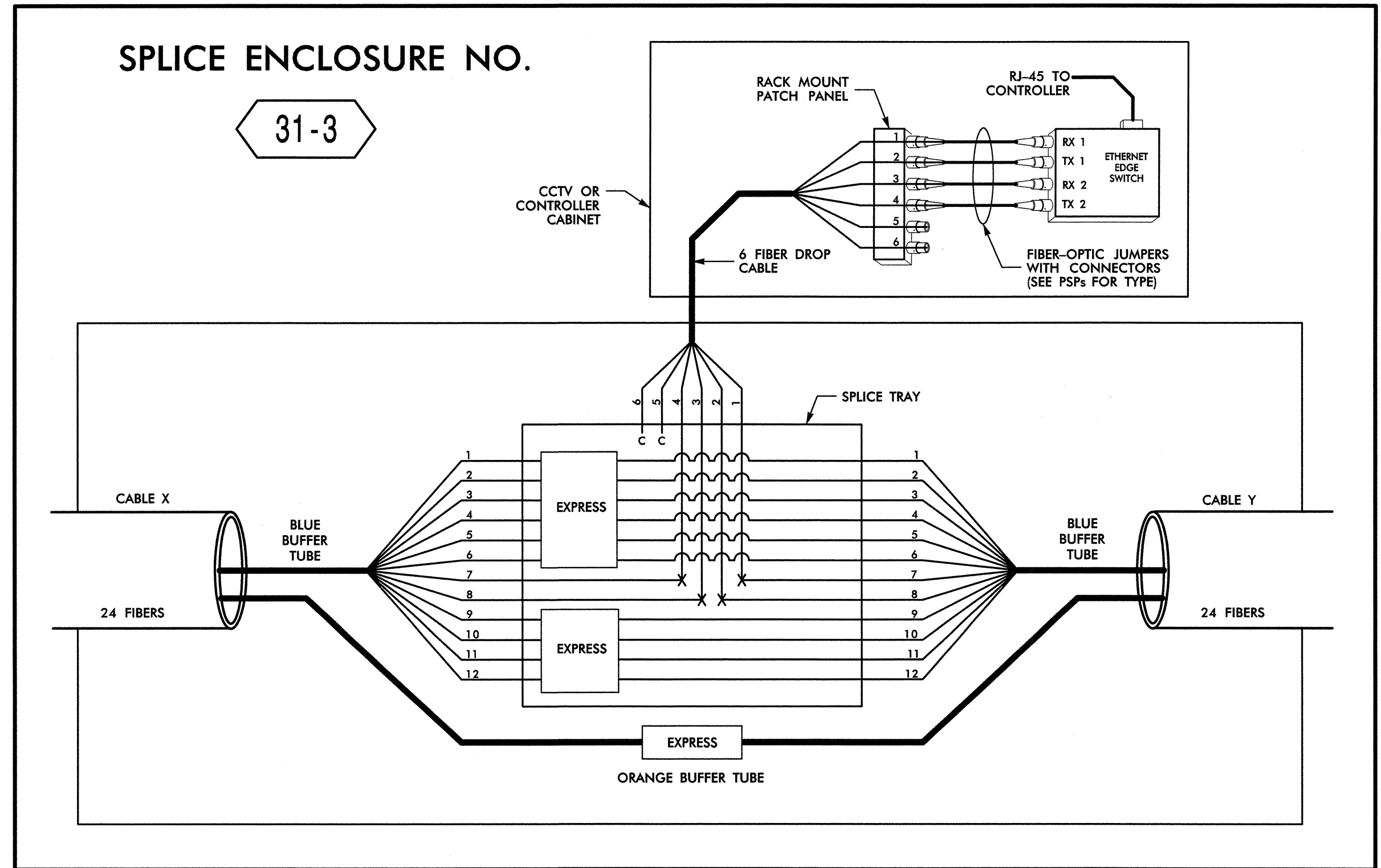
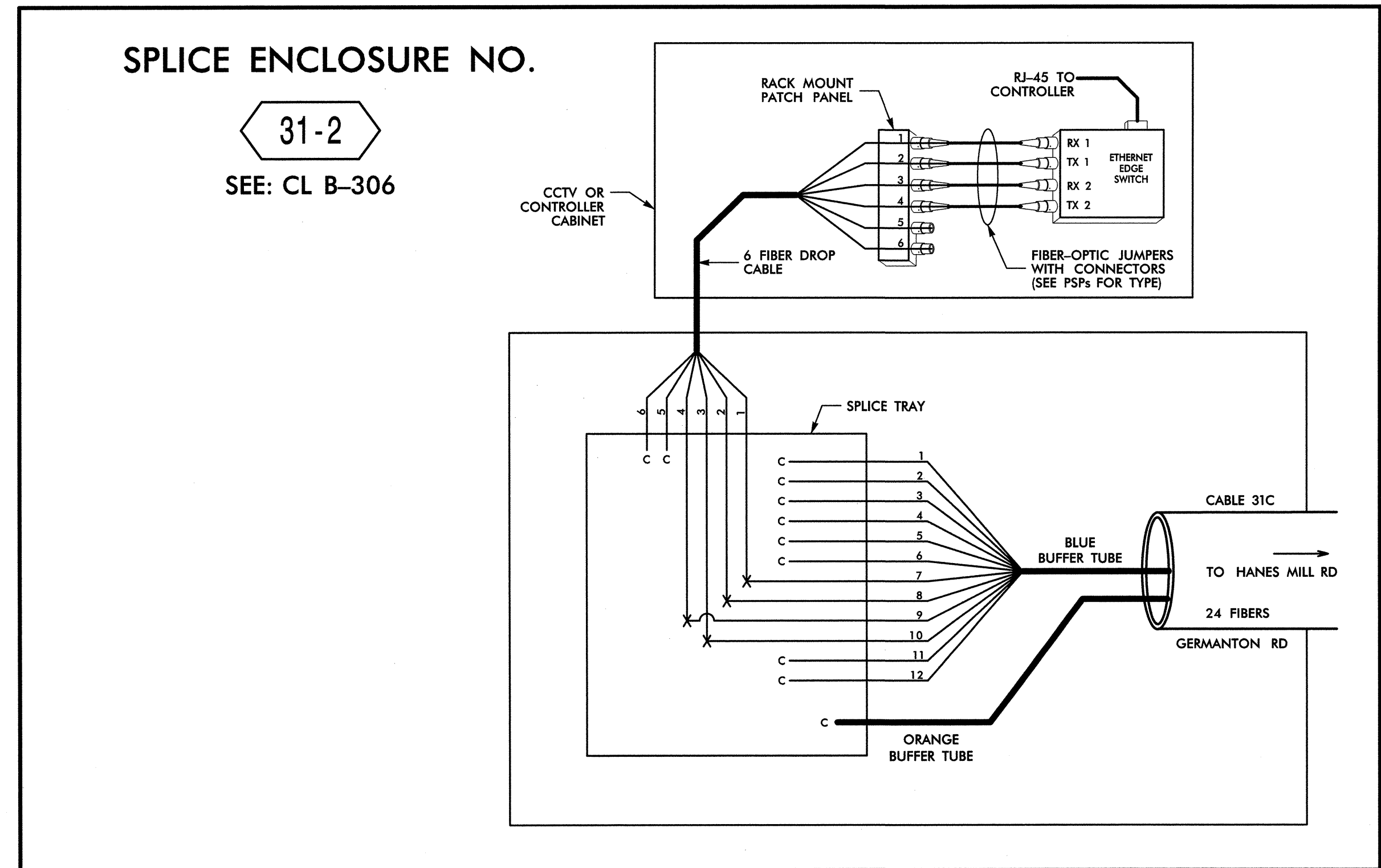
SCALE: N.T.S.

SEAL

Signature: *H. Alfred Badgett* 3/22/13
Date: 3/22/13

CADD Filename: FS-52.dgn

14-MAR-2013 14:27
 D:\Transportation\Traffic\Kurr\100022112 Winston Salem Sig Sys\Comms and ITS\Splice Diagrams\Phase B\FS-52.dgn
 13833



SPLICE ENCLOSURE NO. 31-3

INTERSECTION NO.	CL SHEET	CABLE X			CABLE Y		
		CABLE NO.	ALONG ROUTE	TO	CABLE NO.	ALONG ROUTE	TO
09-0154	CL B-300	31B	GERMANTON RD	PATTERSON AVE	31B	GERMANTON RD	HANES MILL RD
09-0173	CL B-299	31B	GERMANTON RD	US 52	31B	GERMANTON RD	OAK SUMMIT RD

14-MAR-2013 14:27
 D:\Transportation\Traffic\Kurr\00022712 Winston Salem Sig Sys\Comms and ITS\splice Diagrams\Phase B\FS-53.dgn
 13833

LEGEND

<p>COLOR CODE TIA/EIA 598-B</p> <p>(1) BLUE (7) RED (2) ORANGE (8) BLACK (3) GREEN (9) YELLOW (4) BROWN (10) VIOLET (5) SLATE (11) ROSE (6) WHITE (12) AQUA</p>	<p>X = FUSION SPLICE INDIVIDUAL FIBER C = CAP AND SEAL</p> <p>EXPRESS = EXPRESS ENTIRE BUFFER TUBE/FIBERS THROUGH WITHOUT CUTTING</p> <p>BUFFER SPLICE = SPLICE ALL FIBERS IN BUFFER TUBE COLOR TO COLOR</p>
--	---

- NOTES**
- UNUSED FIBERS LEFT COILED AND STORED IN SPLICE TRAY
 - UNUSED BUFFER TUBES LEFT COILED AND STORED IN SPLICE ENCLOSURE
 - EDGE SWITCH CONFIGURATIONS ARE GENERIC. CONTRACTOR IS RESPONSIBLE FOR DETERMINING/ENSURING THE PROPER TERMINATIONS.

ATKINS 1616 EAST MILLBROOK ROAD, SUITE 310
 RALEIGH, NORTH CAROLINA 27609
 (919) 876-6888 NCBES #F-0326

Prepared for the Offices of
 Transportation Mobility and Safety Division
 STATE OF NORTH CAROLINA
 DEPARTMENT OF TRANSPORTATION
 Highway Transportation Systems

**Winston-Salem Signal System
 Fiber-Optic
 Splicing Details**

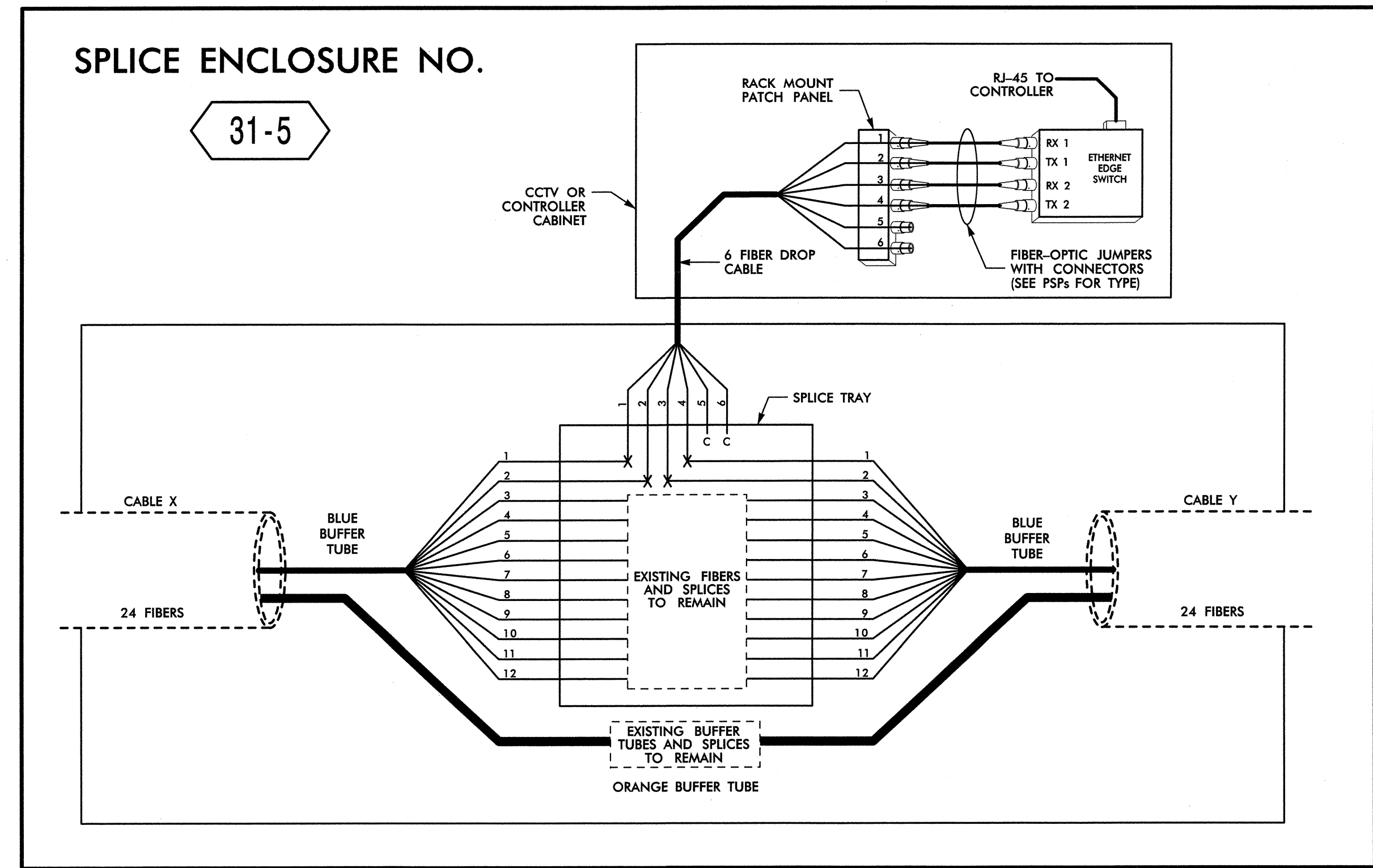
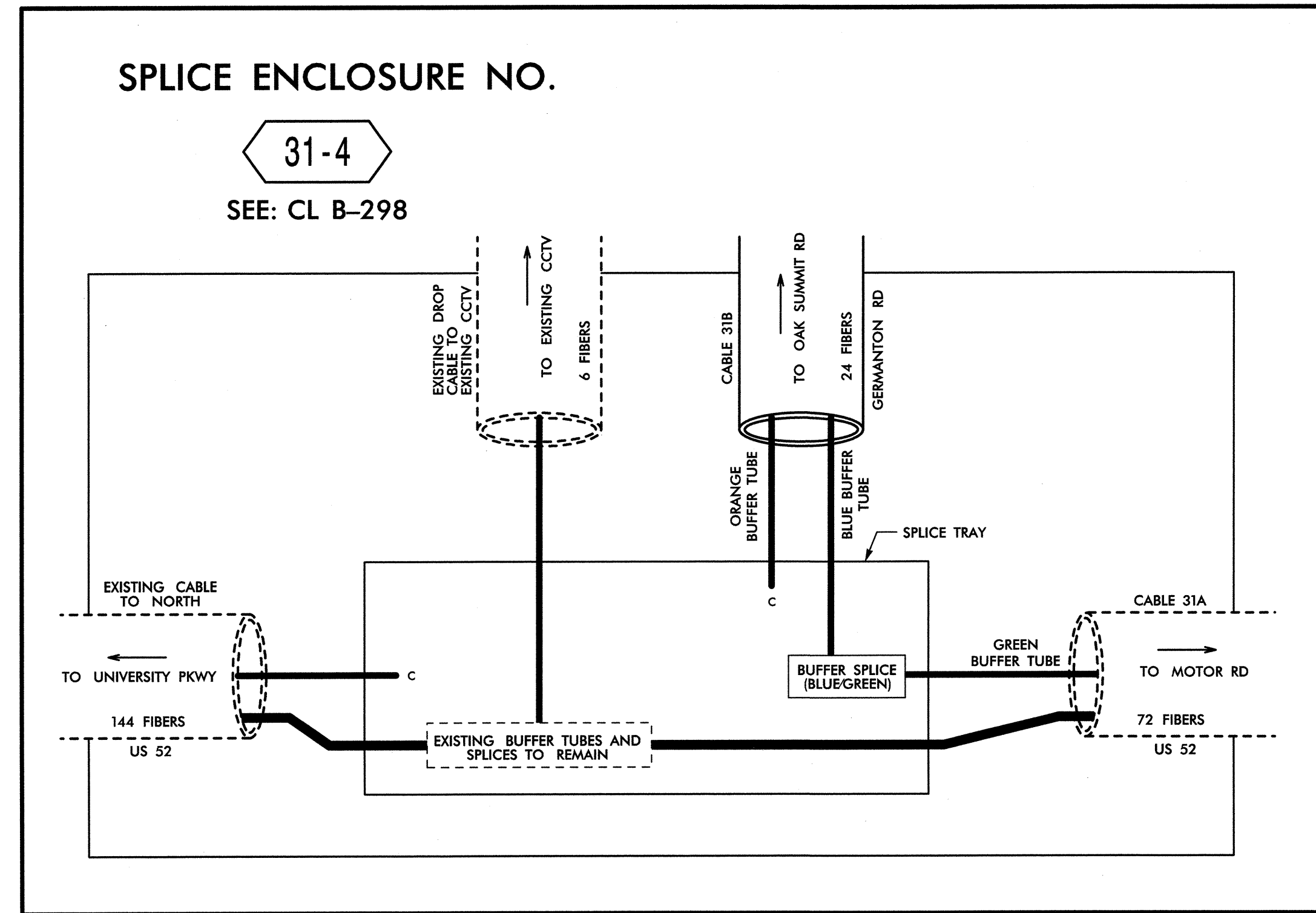
Division 09 Forsyth County Winston-Salem
 PLAN DATE: February 2013 REVIEWED BY: HAB
 PREPARED BY: BJS REVIEWED BY: JTB

750 Greenfield Parkway, Garner, NC 27529

SCALE: N.T.S.

REVISIONS: INIT. DATE

SEAL
 NORTH CAROLINA
 PROFESSIONAL ENGINEER
 SEAL 19982
 ALFRED BADDELEY
 SIGNATURE: *Alfred Baddeley* 3/26/13
 DATE: 3/26/13
 CADD Filename: FS-53.dgn



SPLICE ENCLOSURE NO. 31-5

INTERSECTION NO.	CL SHEET	CABLE X				CABLE Y			
		CABLE NO.	ALONG ROUTE	TO	CABLE NO.	ALONG ROUTE	TO		
C-342	CL B-284	31D	HANES MILL RD	UNIVERSITY PKWY	31D	HANES MILL RD	HANES MILL CT		
C-343	CL B-284	31D	HANES MILL RD	SUMMIT SQUARE BLVD	31D	HANES MILL RD	OAK PLAZA BLVD		
C-353	CL B-287	31D	HANES MILL RD	HANES MILL CT	31D	HANES MILL RD	GERMANTON RD		

14-MAR-2013 14:27 D:\Transportation\Traffic\Curran\100022712 Winston Salem Sig Sys\Comms and ITS\Splice Diagrams\Phase B\FS-54.dgn 13833

LEGEND

COLOR CODE TIA/EIA 598-B		
(1) BLUE	(7) RED	X = FUSION SPLICE INDIVIDUAL FIBER
(2) ORANGE	(8) BLACK	C = CAP AND SEAL
(3) GREEN	(9) YELLOW	EXPRESS = EXPRESS ENTIRE BUFFER TUBE / FIBERS THROUGH WITHOUT CUTTING
(4) BROWN	(10) VIOLET	BUFFER SPLICE = SPLICE ALL FIBERS IN BUFFER TUBE COLOR TO COLOR
(5) SLATE	(11) ROSE	
(6) WHITE	(12) AQUA	

- NOTES**
- UNUSED FIBERS LEFT COILED AND STORED IN SPLICE TRAY
 - UNUSED BUFFER TUBES LEFT COILED AND STORED IN SPLICE ENCLOSURE
 - EDGE SWITCH CONFIGURATIONS ARE GENERIC. CONTRACTOR IS RESPONSIBLE FOR DETERMINING/ENSURING THE PROPER TERMINATIONS.

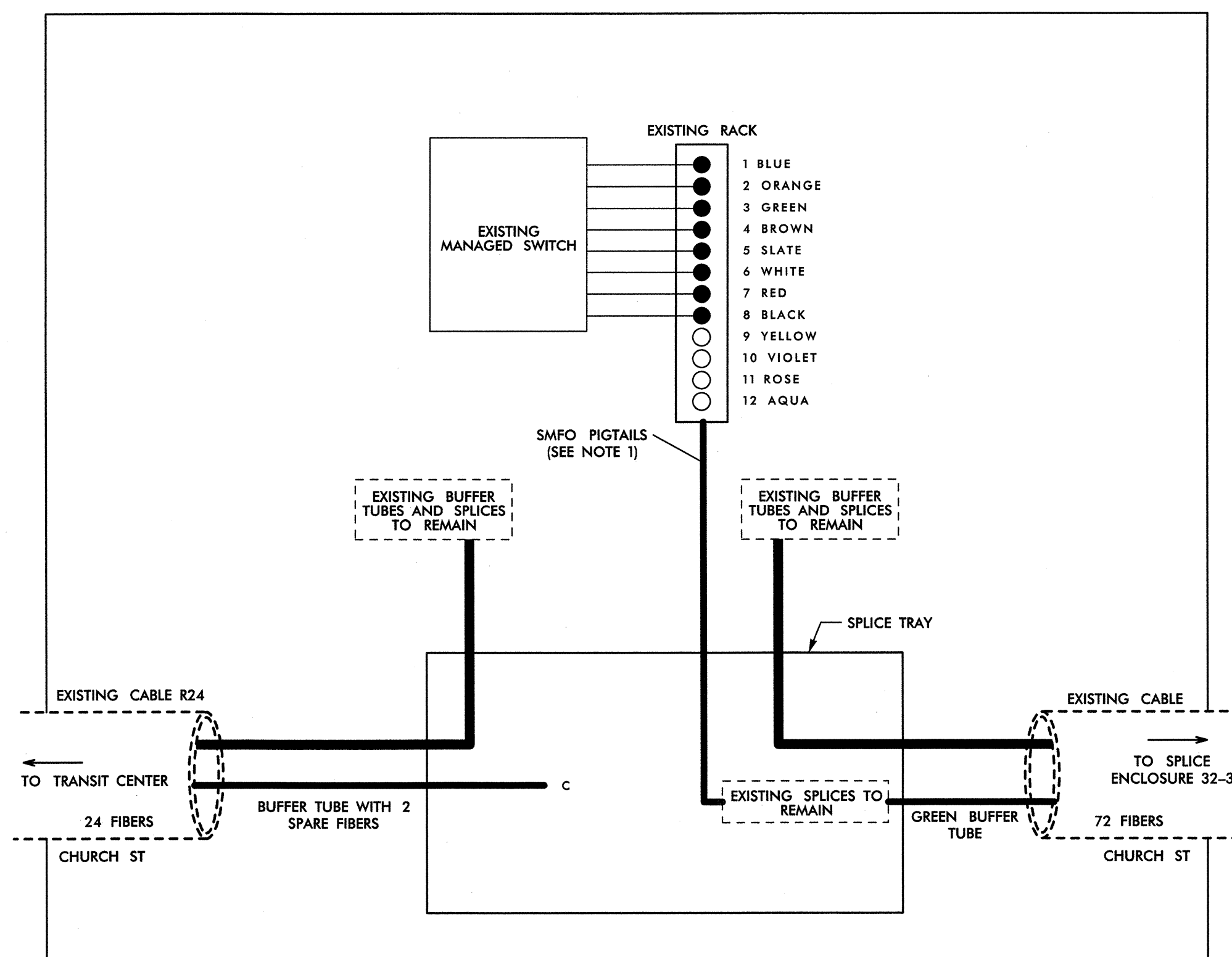
ATKINS 1616 EAST MILLBROOK ROAD, SUITE 310
RALEIGH, NORTH CAROLINA 27609
(919) 876-6888 NCBEEES #F-0326

	Winston-Salem Signal System Fiber-Optic Splicing Details		SEAL
	Division 09 Forsyth County Winston-Salem PLAN DATE: February 2013 REVIEWED BY: HAB PREPARED BY: BJS REVIEWED BY: JTB		SIGNATURE: <i>H. Alford Badgett 3/22/13</i> DATE: _____ CADD Filename: FS-54.dgn

**BRYCE A. STUART BUILDING
SPLICE NO.**

32-2

SEE: CL B-308



EXISTING RACK

SLOT 1		EXISTING FIBER TERMINATIONS	
1 BLUE	RING RED1 TX	5 SLATE	DARK RED1 RX
2 ORANGE	RING RED1 RX	6 WHITE	DARK RED1 TX
3 GREEN	RING RED2 RX	7 RED	DARK RED2 TX
4 BROWN	RING RED2 TX	8 BLACK	DARK RED2 RX
		9 YELLOW	DARK
		10 VIOLET	DARK
		11 ROSE	DARK
		12 AQUA	DARK

14-MAR-2013 12:43 D:\transport\Traffic\Curric\100022712 Winston Salem Stg Sys\Comms and ITS\Splice Diagrams\Phase B\5-56.dgn

ATKINS 1616 EAST MILLBROOK ROAD, SUITE 310
RALEIGH, NORTH CAROLINA 27609
(919) 876-8888 NOBEE'S #F-0326

COLOR CODE TIA/EIA 598-B	
(1) BLUE	(7) RED
(2) ORANGE	(8) BLACK
(3) GREEN	(9) YELLOW
(4) BROWN	(10) VIOLET
(5) SLATE	(11) ROSE
(6) WHITE	(12) AQUA

LEGEND	
X	= FUSION SPLICE INDIVIDUAL FIBER
C	= CAP AND SEAL
EXPRESS	= EXPRESS ENTIRE BUFFER TUBE / FIBERS THROUGH WITHOUT CUTTING
BUFFER SPLICE	= SPLICE ALL FIBERS IN BUFFER TUBE COLOR TO COLOR

NOTES	
1.	UNUSED FIBERS LEFT COILED AND STORED IN SPLICE TRAY
2.	UNUSED BUFFER TUBES LEFT COILED AND STORED IN SPLICE ENCLOSURE
3.	EDGE SWITCH CONFIGURATIONS ARE GENERIC. CONTRACTOR IS RESPONSIBLE FOR DETERMINING/ENSURING THE PROPER TERMINATIONS.

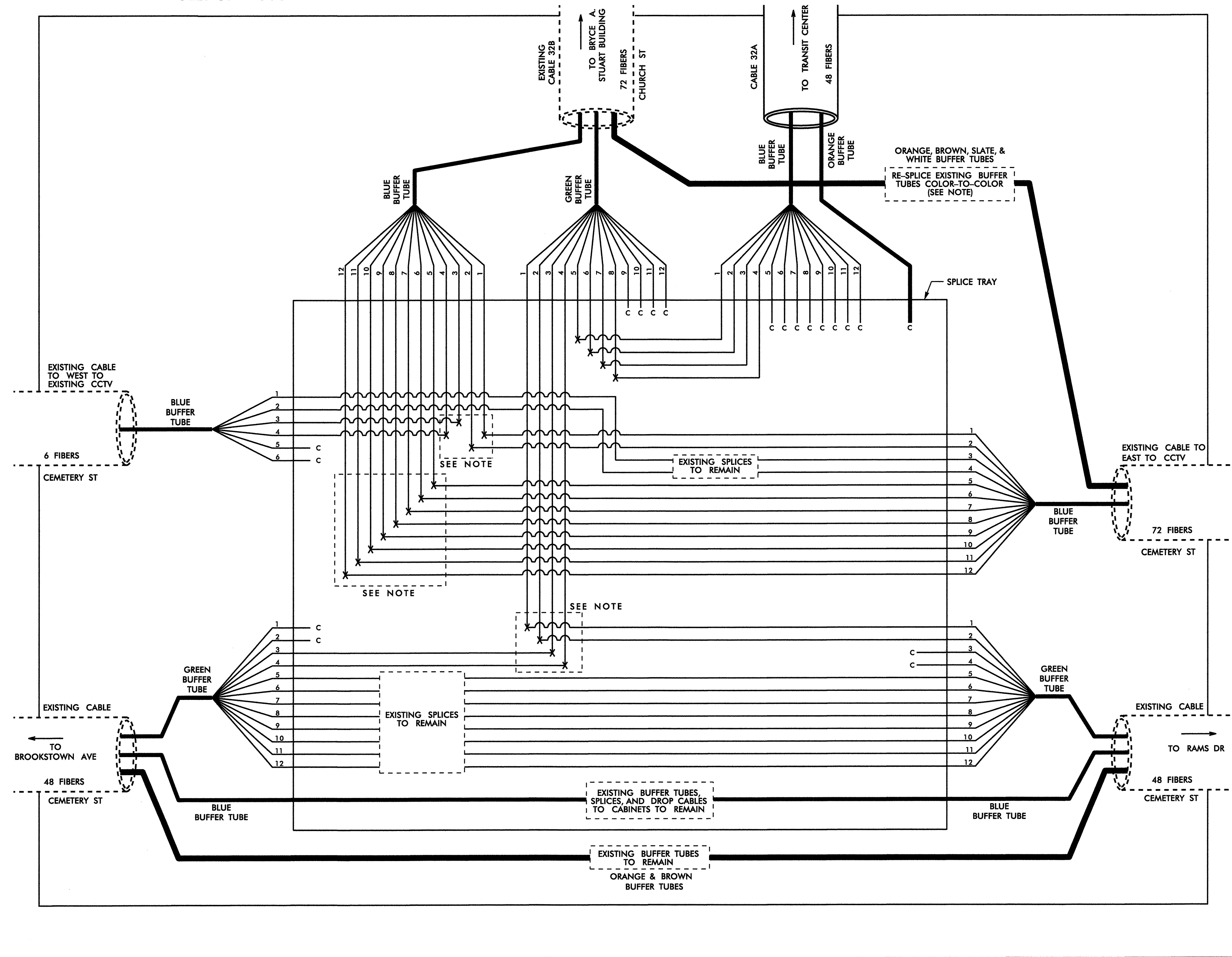
	<p>Winston-Salem Signal System Fiber-Optic Splicing Details</p>		<p>SEAL</p>
	<p>Division 09 Forsyth County Winston-Salem</p>		
	<p>PLAN DATE: February 2013</p>	<p>REVIEWED BY: HAB</p>	
	<p>PREPARED BY: BJS</p>	<p>REVIEWED BY: JTB</p>	
<p>SCALE N.T.S.</p>	<p>REVISIONS</p>	<p>INIT. DATE</p>	<p>SIGNATURE <i>Henry Alfred Badgett III</i> DATE 3/22/13</p>

SPLICE ENCLOSURE NO.

32-3

(EXISTING)

SEE: CL B-308



NOTE:
 EXISTING CABLE 32B TO BE REMOVED AND REINSTALLED BACK INTO SPLICE ENCLOSURE. EXISTING SPICES TO BE RE-SPLICED TO MATCH EXISTING CONFIGURATION.

25-MAR-2013 10:45 O:\IT\transportation\Traffic\Curran\10022712 Winston Salem Sig Sys\Comms and ITS\splice Diagrams\Phase B\F-S-57.dgn 13833

ATKINS 1616 EAST MILLBROOK ROAD, SUITE 310
 RALEIGH, NORTH CAROLINA 27609
 (919) 876-6888 NCBES #F-0326

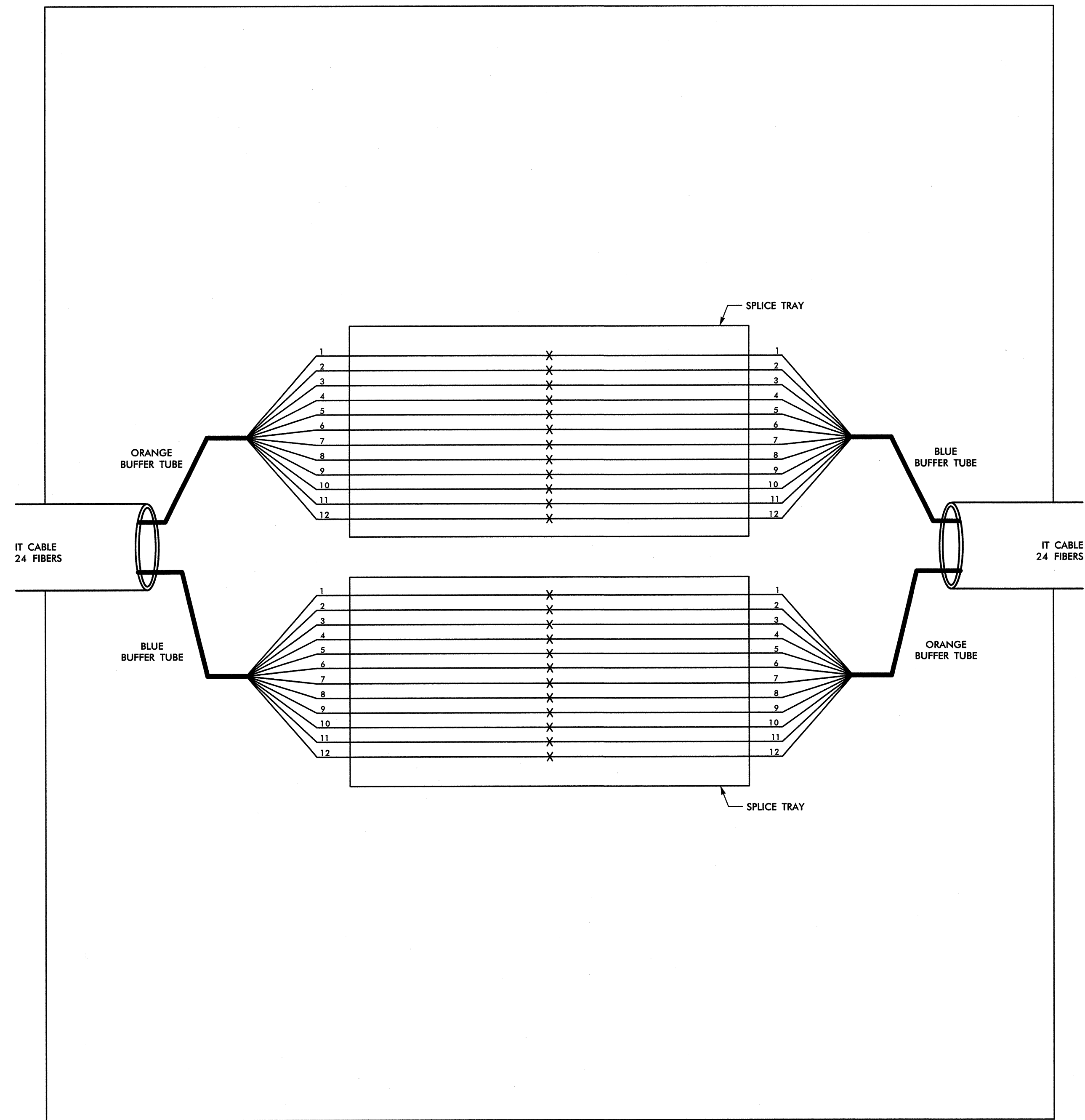
LEGEND													
<table border="0"> <tr> <td>1) BLUE</td> <td>7) RED</td> </tr> <tr> <td>2) ORANGE</td> <td>8) BLACK</td> </tr> <tr> <td>3) GREEN</td> <td>9) YELLOW</td> </tr> <tr> <td>4) BROWN</td> <td>10) VIOLET</td> </tr> <tr> <td>5) SLATE</td> <td>11) ROSE</td> </tr> <tr> <td>6) WHITE</td> <td>12) AQUA</td> </tr> </table>	1) BLUE	7) RED	2) ORANGE	8) BLACK	3) GREEN	9) YELLOW	4) BROWN	10) VIOLET	5) SLATE	11) ROSE	6) WHITE	12) AQUA	X = FUSION SPLICE INDIVIDUAL FIBER C = CAP AND SEAL EXPRESS = EXPRESS ENTIRE BUFFER TUBE / FIBERS THROUGH WITHOUT CUTTING BUFFER SPLICE = SPLICE ALL FIBERS IN BUFFER TUBE COLOR TO COLOR
1) BLUE	7) RED												
2) ORANGE	8) BLACK												
3) GREEN	9) YELLOW												
4) BROWN	10) VIOLET												
5) SLATE	11) ROSE												
6) WHITE	12) AQUA												

- NOTES**
- UNUSED FIBERS LEFT COILED AND STORED IN SPLICE TRAY
 - UNUSED BUFFER TUBES LEFT COILED AND STORED IN SPLICE ENCLOSURE
 - EDGE SWITCH CONFIGURATIONS ARE GENERIC. CONTRACTOR IS RESPONSIBLE FOR DETERMINING/ENSURING THE PROPER TERMINATIONS.

	Winston-Salem Signal System Fiber-Optic Splicing Details		
	Division 09 PLAN DATE: February 2013 PREPARED BY: BJS	Forsyth County REVIEWED BY: HAH REVIEWED BY: JTB	Winston-Salem
	SCALE: N.T.S.	REVISIONS:	INIT. DATE
	SIGNATURE: <i>H. Alfred Badgett</i> DATE: 2/27/13 CADD Filename: FS-57.dgn		

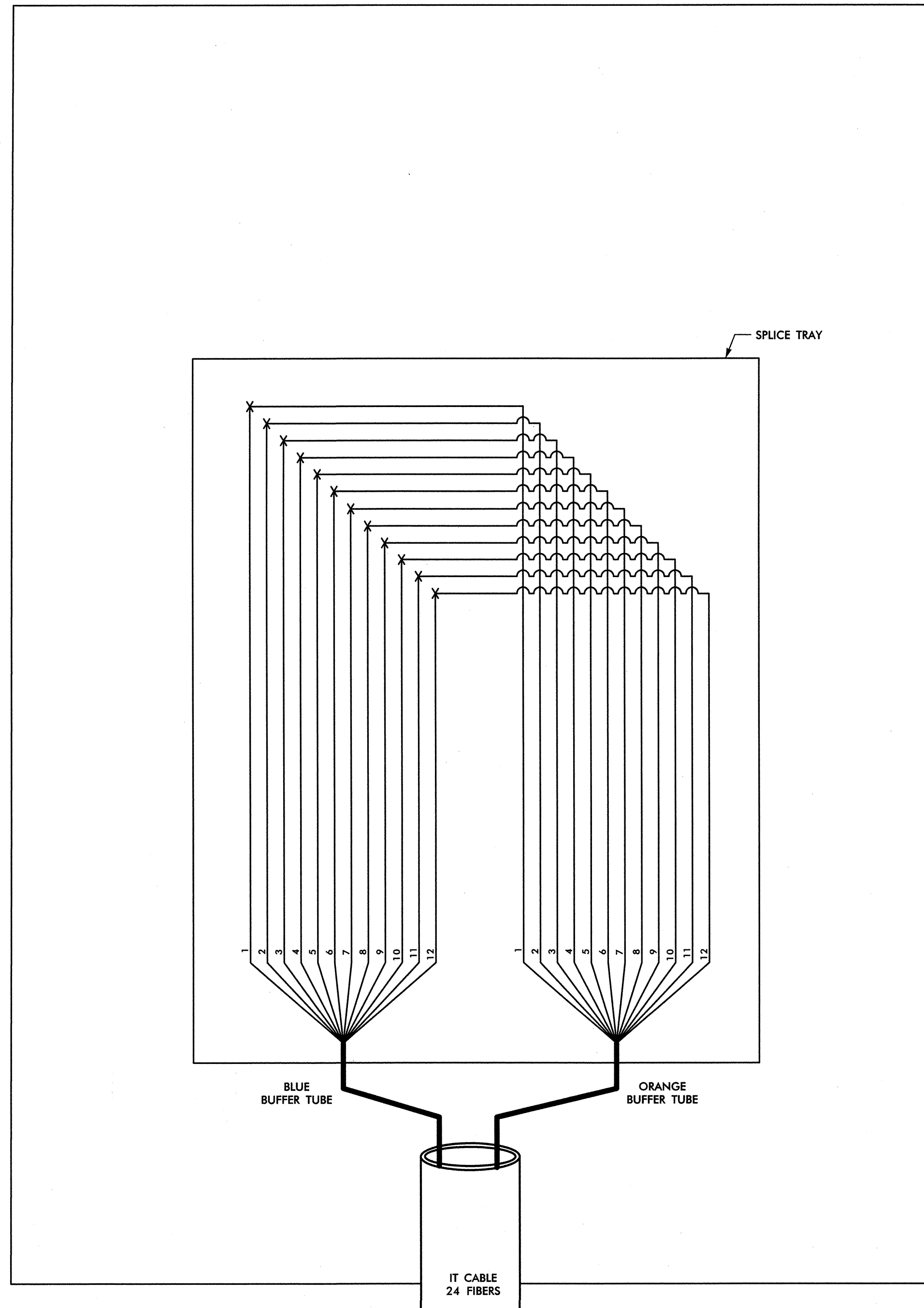
IS FIBER SPLICE DETAIL

A



IS FIBER SPLICE DETAIL

B



14-MAR-2013 12:43 D:\ITranspor\T01\T01\Traffic\Cur\10002212 Winston Salem Sig Sys\Comms and IT\Splice Diagrams\Phase B\F5-58.dgn



LEGEND

COLOR CODE TIA/EIA 598-B		X = FUSION SPLICE INDIVIDUAL FIBER
(1) BLUE	(7) RED	C = CAP AND SEAL
(2) ORANGE	(8) BLACK	EXPRESS = EXPRESS ENTIRE BUFFER TUBE / FIBERS THROUGH WITHOUT CUTTING
(3) GREEN	(9) YELLOW	BUFFER SPLICE = SPLICE ALL FIBERS IN BUFFER TUBE COLOR TO COLOR
(4) BROWN	(10) VIOLET	
(5) SLATE	(11) ROSE	
(6) WHITE	(12) AQUA	

NOTES

- UNUSED FIBERS LEFT COILED AND STORED IN SPLICE TRAY
- UNUSED BUFFER TUBES LEFT COILED AND STORED IN SPLICE ENCLOSURE
- EDGE SWITCH CONFIGURATIONS ARE GENERIC. CONTRACTOR IS RESPONSIBLE FOR DETERMINING/ENSURING THE PROPER TERMINATIONS.

ATKINS 1616 EAST MILLBROOK ROAD, SUITE 310
RALEIGH, NORTH CAROLINA 27609
(919) 876-6888 NCBEES #F-0326

 Prepared for the Offices of: North Carolina Department of Transportation 750 Greenfield Parkway, Garner, NC 27529	Winston-Salem Signal System IS Fiber-Optic Splicing Details		
	Division 09 Forsyth County Winston-Salem PLAN DATE: February 2013 REVIEWED BY: HAB PREPARED BY: BJS REVIEWED BY: JTB	REVISIONS INIT. DATE	
SIGNATURE: <i>H. Alfred Badgett</i> 3/22/13 DATE:		SEAL	

CADD Filename: FS-58.dgn

