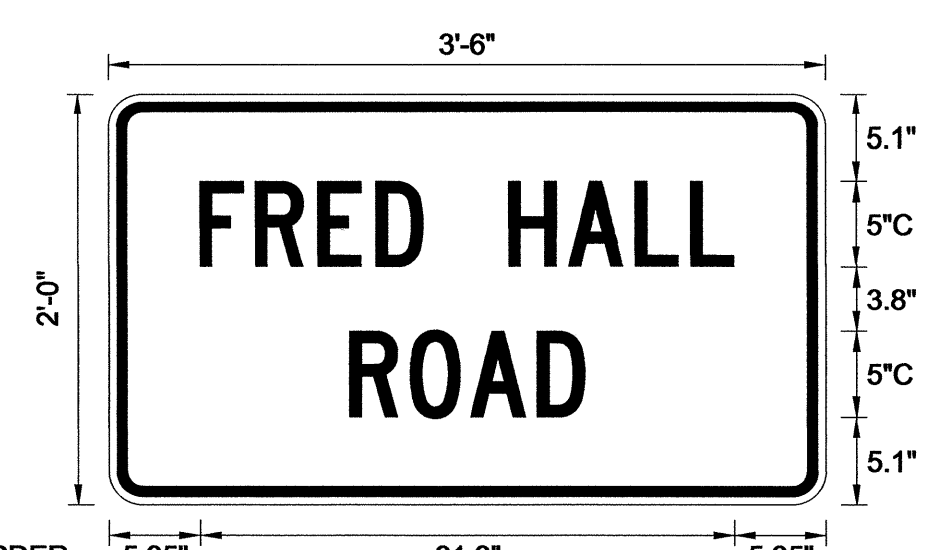


SIGN NUMBER: SP12216
 TYPE: STATIONARY
 QUANTITY: SEE PLANS
 SIGN WIDTH: 3'-6"
 HEIGHT: 2'-0"
 TOTAL AREA: 7.0 Sq.Ft.
 BORDER TYPE: INSET
 RECESS: 0.47"
 WIDTH: 0.63"
 RADII: 1.5"
 NO. Z BARS:
 LENGTH:

| SYMBOL | X | Y | WID | HT |
|--------|---|---|-----|----|
| | | | | |
| | | | | |
| | | | | |
| | | | | |
| | | | | |
| | | | | |
| | | | | |
| | | | | |
| | | | | |
| | | | | |

DESIGN BY: B. RASHID
 PROJECT ID: R-2303A
 CHECKED BY: DIV: 6
 DATE: Jun 08, 2012



BORDER R=1.5"
 TH=0.63"
 IN=0.47"
 Spacing Factor is 1 unless specified otherwise

USE NOTES: 1,2
 1. Legend and border shall be direct applied black non-reflective sheeting.
 2. Background shall be NC GRADE B fluorescent orange retroreflective sheeting.

LETTER POSITIONS


| Letter spacings are to start of next letter | | | | | | | | | | | Series/Size |
|---|-----|-----|-----|-----|------|-----|-----|-----|-----|-----|-------------|
| | | | | | | | | | | | Text Length |
| F | R | E | D | H | A | L | L | | | | C 2000 |
| 5.4 | 3.2 | 3.7 | 3.4 | 2.8 | 5 | 3.5 | 3.9 | 3.2 | 2.6 | 5.3 | 31.3 |
| R | O | A | D | | | | | | | | C 2000 |
| 14.1 | 3.6 | 3.6 | 3.9 | 2.8 | 14.1 | | | | | | 13.8 |

FILENAME: SPxxxx_R-2303A ROAD NORTH CAROLINA D.O.T. SIGN DETAIL

SIGN NUMBER: SP12217
 TYPE: STATIONARY
 QUANTITY: SEE PLANS
 SIGN WIDTH: 4'-0"
 HEIGHT: 2'-0"
 TOTAL AREA: 8.0 Sq.Ft.
 BORDER TYPE: INSET
 RECESS: 0.47"
 WIDTH: 0.63"
 RADII: 1.5"
 NO. Z BARS:
 LENGTH:

| SYMBOL | X | Y | WID | HT |
|--------|---|---|-----|----|
| | | | | |
| | | | | |
| | | | | |
| | | | | |
| | | | | |
| | | | | |
| | | | | |
| | | | | |
| | | | | |
| | | | | |

DESIGN BY: B. RASHID
 PROJECT ID: R-2303A
 CHECKED BY: DIV: 6
 DATE: Jun 08, 2012



BORDER R=1.5"
 TH=0.63"
 IN=0.47"
 Spacing Factor is 1 unless specified otherwise

USE NOTES: 1,2
 1. Legend and border shall be direct applied black non-reflective sheeting.
 2. Background shall be NC GRADE B fluorescent orange retroreflective sheeting.

LETTER POSITIONS

| Letter spacings are to start of next letter | | | | | | | | | | | | | | Series/Size |
|---|-----|-----|-----|-----|-----|-----|-----|-----|------|-----|-----|-----|--|-------------|
| | | | | | | | | | | | | | | Text Length |
| M | A | G | N | O | L | I | A | | | | | | | C 2000 |
| 10.4 | 4 | 3.8 | 3.8 | 3.8 | 3.9 | 3.2 | 1.4 | 3.2 | 10.4 | | | | | 27.2 |
| C | H | U | R | C | H | R | O | A | D | | | | | C 2000 |
| 3.7 | 3.8 | 3.9 | 3.9 | 3.5 | 3.8 | 2.8 | 5 | 3.6 | 3.6 | 3.9 | 2.8 | 3.7 | | 40.6 |

FILENAME: SPxxxx_R-2303A ROAD NORTH CAROLINA D.O.T. SIGN DETAIL

SIGN NUMBER: SP12218
 TYPE: STATIONARY
 QUANTITY: SEE PLANS
 SIGN WIDTH: 4'-0"
 HEIGHT: 1'-0"
 TOTAL AREA: 4.0 Sq.Ft.
 BORDER TYPE: INSET
 RECESS: 0.47"
 WIDTH: 0.47"
 RADII: 1.97"
 NO. Z BARS:
 LENGTH:

| SYMBOL | X | Y | WID | HT |
|--------|---|---|-----|----|
| | | | | |
| | | | | |
| | | | | |
| | | | | |
| | | | | |
| | | | | |
| | | | | |
| | | | | |
| | | | | |
| | | | | |

DESIGN BY: B. RASHID
 PROJECT ID: R-2303A
 CHECKED BY: DIV: 6
 DATE: Jun 08, 2012



BORDER R=1.97"
 TH=0.47"
 IN=0.47"
 Spacing Factor is 1 unless specified otherwise

USE NOTES: 1,2
 1. Legend and border shall be direct applied black non-reflective sheeting.
 2. Background shall be NC GRADE B fluorescent orange retroreflective sheeting.

LETTER POSITIONS

| Letter spacings are to start of next letter | | | | | | | | | | | Series/Size | |
|---|-----|-----|-----|-----|-----|---|-----|-----|-----|-----|-------------|------|
| | | | | | | | | | | | Text Length | |
| B | L | A | K | E | R | O | A | D | | | C 2000 | |
| 6.3 | 3.6 | 2.9 | 3.9 | 3.7 | 2.6 | 5 | 3.6 | 3.6 | 3.9 | 2.8 | 6.3 | 35.4 |

FILENAME: SPxxxx_R-2303A ROAD NORTH CAROLINA D.O.T. SIGN DETAIL

APPROVED: *[Signature]* DATE: 6/12/12

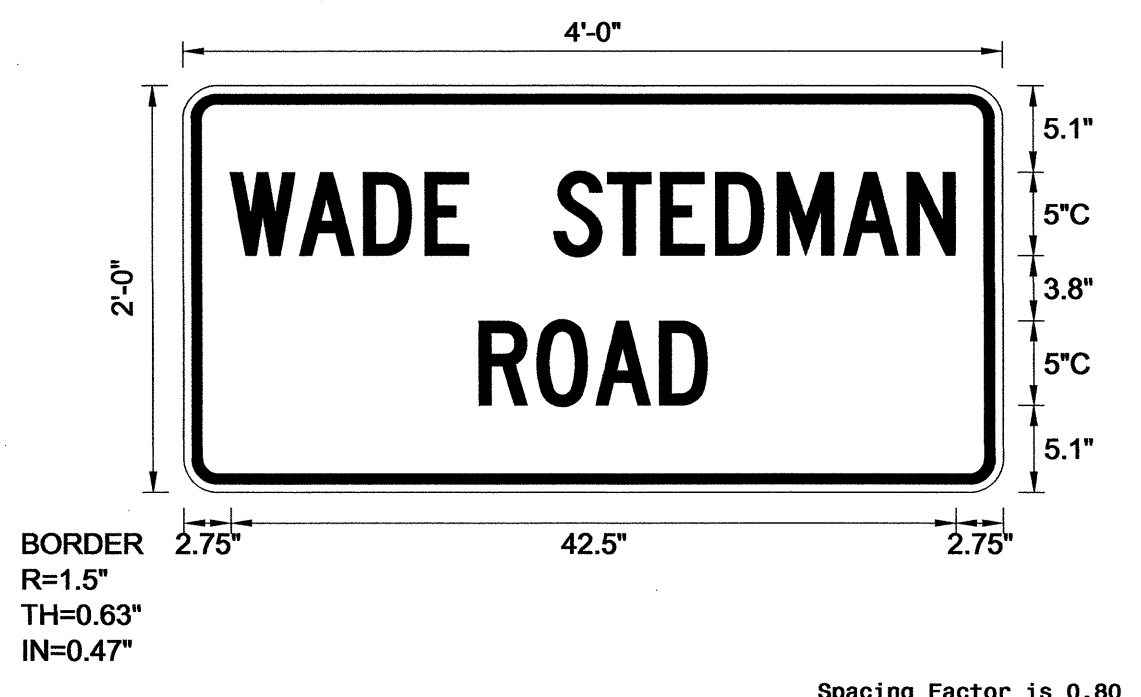
| SCALE: NONE | | <table border="1"> <tr><th colspan="2">REVISIONS</th></tr> <tr><td> </td><td> </td></tr> <tr><td> </td><td> </td></tr> <tr><td> </td><td> </td></tr> </table> | REVISIONS | | | | | | | |
|------------------|--|---|-----------|--|--|--|--|--|--|--|
| REVISIONS | | | | | | | | | | |
| | | | | | | | | | | |
| | | | | | | | | | | |
| | | | | | | | | | | |
| DATE: 6/12 | | | | | | | | | | |
| DWG. BY: BR | | | | | | | | | | |
| DESIGN BY: BR | | | | | | | | | | |
| REVIEWED BY: RWK | | | | | | | | | | |

08-JUN-2012 13:25
 S:\3800\Special\Signing\Special Signs\Sign Designs 2012\SPxxxxx_R-2303A ROAD.dgn
 brashid AT 12:47:39

SIGN NUMBER: SP12219
 TYPE: STATIONARY
 QUANTITY: SEE PLANS
 SIGN WIDTH: 4'-0"
 HEIGHT: 2'-0"
 TOTAL AREA: 8.0 Sq.Ft.
 BORDER TYPE: INSET
 RECESS: 0.47"
 WIDTH: 0.63"
 RADII: 1.5"
 NO. Z BARS:
 LENGTH:

| SYMBOL | X | Y | WID | HT |
|--------|---|---|-----|----|
| | | | | |
| | | | | |
| | | | | |
| | | | | |
| | | | | |
| | | | | |
| | | | | |
| | | | | |
| | | | | |
| | | | | |

DESIGN BY: B. RASHID
 CHECKED BY:
 PROJECT ID: R-2303A
 DIV: 6
 DATE: Jun 08, 2012



USE NOTES: 1,2
 1. Legend and border shall be direct applied black non-reflective sheeting.
 2. Background shall be NC GRADE B fluorescent orange retroreflective sheeting.

LETTER POSITIONS

Letter spacings are to start of next letter

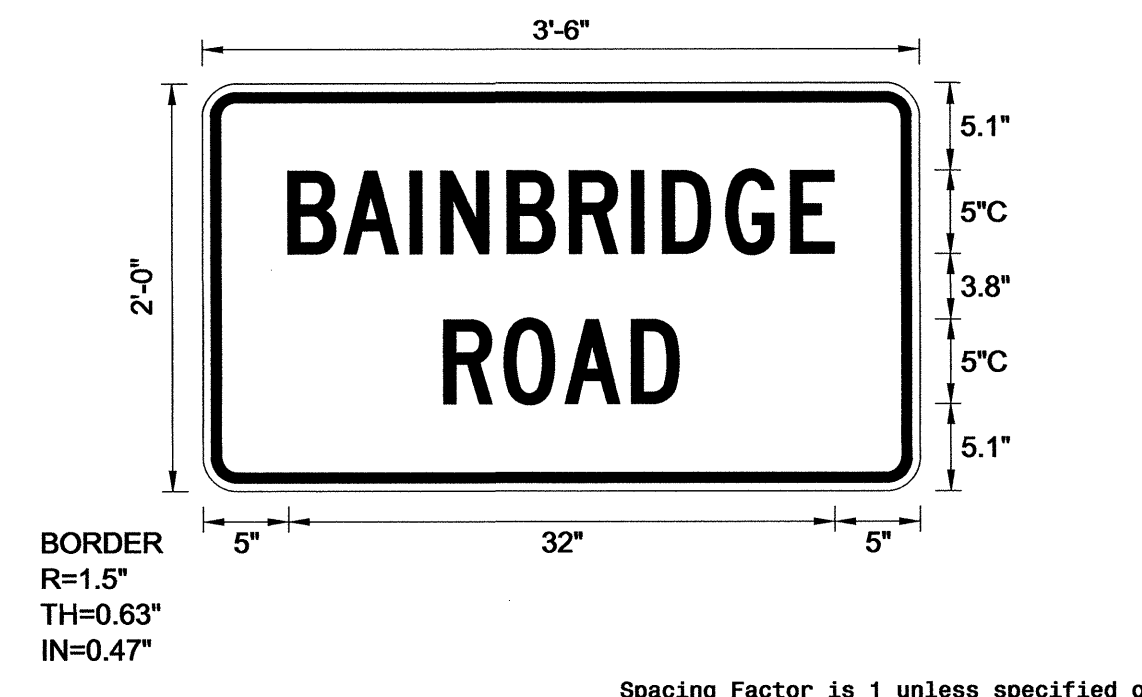
| Series/Size | Text Length |
|-------------|-------------|
| C 2000 | 42.5 |
| C 2000 | 13.4 |

FILENAME: SPxxxxx_R-2303A ROAD
 NORTH CAROLINA D.O.T. SIGN DETAIL

SIGN NUMBER: SP12220
 TYPE: STATIONARY
 QUANTITY: SEE PLANS
 SIGN WIDTH: 3'-6"
 HEIGHT: 2'-0"
 TOTAL AREA: 7.0 Sq.Ft.
 BORDER TYPE: INSET
 RECESS: 0.47"
 WIDTH: 0.63"
 RADII: 1.5"
 NO. Z BARS:
 LENGTH:

| SYMBOL | X | Y | WID | HT |
|--------|---|---|-----|----|
| | | | | |
| | | | | |
| | | | | |
| | | | | |
| | | | | |
| | | | | |
| | | | | |
| | | | | |
| | | | | |
| | | | | |
| | | | | |

DESIGN BY: B. RASHID
 CHECKED BY:
 PROJECT ID: R-2303A
 DIV: 6
 DATE: Jun 08, 2012



USE NOTES: 1,2
 1. Legend and border shall be direct applied black non-reflective sheeting.
 2. Background shall be NC GRADE B fluorescent orange retroreflective sheeting.

LETTER POSITIONS

Letter spacings are to start of next letter

| Series/Size | Text Length |
|-------------|-------------|
| C 2000 | 32 |
| C 2000 | 13.8 |

FILENAME: SPxxxxx_R-2303A ROAD
 NORTH CAROLINA D.O.T. SIGN DETAIL

08-JUN-2012 13:25
 SA:\3800\Special\Signs\Signs\Special Signs\Signs\2012\SPxxxxxx-R-2303A ROAD.dgn
 BRASHID AT 12:47:09

APPROVED: *[Signature]* DATE: 6/12

SEAL:

SCALE: NONE
 DATE: 6/12
 DWG. BY: BR
 DESIGN BY: BR
 REVIEWED BY: RWK

| REVISIONS |
|-----------|
| |
| |
| |
| |

CADD FILE