


**STATE OF NORTH CAROLINA  
DEPARTMENT OF TRANSPORTATION**

PROJECT NO. 17BP.13.R.105	SHEET NO. SIGN-1
APPROVED: <i>[Signature]</i>	
DATE: 11/20/12	
SEAL	
	

**SIGNING PLAN  
MADISON COUNTY**

LOCATION: BRIDGE 246 OVER LAUREL CREEK ON SR 1503

**SUMMARY OF QUANTITIES**

ITEM NO.		ITEM DESCRIPTION	QUANTITY	UNIT
DESC. NO.	SECT. NO.			
4072000000	903	SUPPORTS, 3 LB STEEL U-CHANNEL	62	L.F.
4102000000	904	SIGN ERECTION, TYPE E	5	EA.
4155000000	907	DISPOSAL OF SIGN SYSTEM, U-CHANNEL	9	EA.

**GENERAL NOTES**


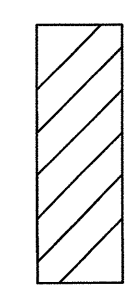
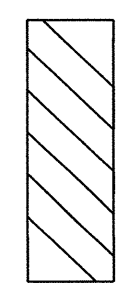
- . SIGNS FURNISHED BY STATE
- . WHEN NOT STATIONED OR DIMENSIONED ON PLANS, ALL 'E' AND 'F' SIGNS SHALL BE FIELD LOCATED BY THE ENGINEER
- . ALL EXISTING SIGNS ON "U" CHANNEL POST WITHIN THE PROJECT LIMITS SHALL BE REMOVED AND DISPOSED OF UNLESS OTHERWISE NOTED ON PLANS.
- . WHEN EXISTING SIGNS ARE REMOVED AND INSTALLED ON NEW SUPPORTS, THE RE-ERECTION SHALL IMMEDIATELY FOLLOW THE REMOVAL.
- . THE BACKGROUND FOR TYPE E & F SIGNS SHALL BE TYPE C REFLECTIVE SHEETING.

**ROADWAY STANDARD DRAWING**

THE FOLLOWING ROADWAY STANDARDS AS APPEAR IN "ROADWAY STANDARD DRAWINGS" - PROJECT SERVICES UNIT - N.C. DEPARTMENT OF TRANSPORTATION - RALEIGH, N.C., DATED JANUARY 2012 ARE APPLICABLE TO THIS PROJECT AND BY REFERENCE HEREBY ARE CONSIDERED A PART OF THESE PLANS:

STD. NO.	TITLE
904.50	MOUNTING OF TYPE 'D', 'E' AND 'F' SIGNS ON 'U' CHANNEL POSTS
1264.01	OBJECT MARKERS TYPES
1264.02	OBJECT MARKERS INSTALLATION

**TYPE "E" SIGNS**


<p>(401) QUANTITY REQ'D <u>  1  </u></p>  <p>30" X 30" W2-2</p> <p>ONE "U" POST PER SIGN</p>	<p>(402) QUANTITY REQ'D <u>  2  </u></p>  <p>12" X 36" OM-3R</p> <p>ONE "U" POST PER SIGN</p>	<p>(403) QUANTITY REQ'D <u>  2  </u></p>  <p>12" X 36" OM-3L</p> <p>ONE "U" POST PER SIGN</p>
---	--	--

**PROJECT NOTES**

- DISPOSAL OF SIGN SYSTEM, U-CHANNEL

PLAN PREPARED BY: N.C.D.O.T. SIGNING AND DELINEATION UNIT


K. JORDAN SIGNING & DELINEATION REGIONAL ENGINEER  
M. TRACEY SIGNING & DELINEATION PROJECT DESIGN ENGINEER

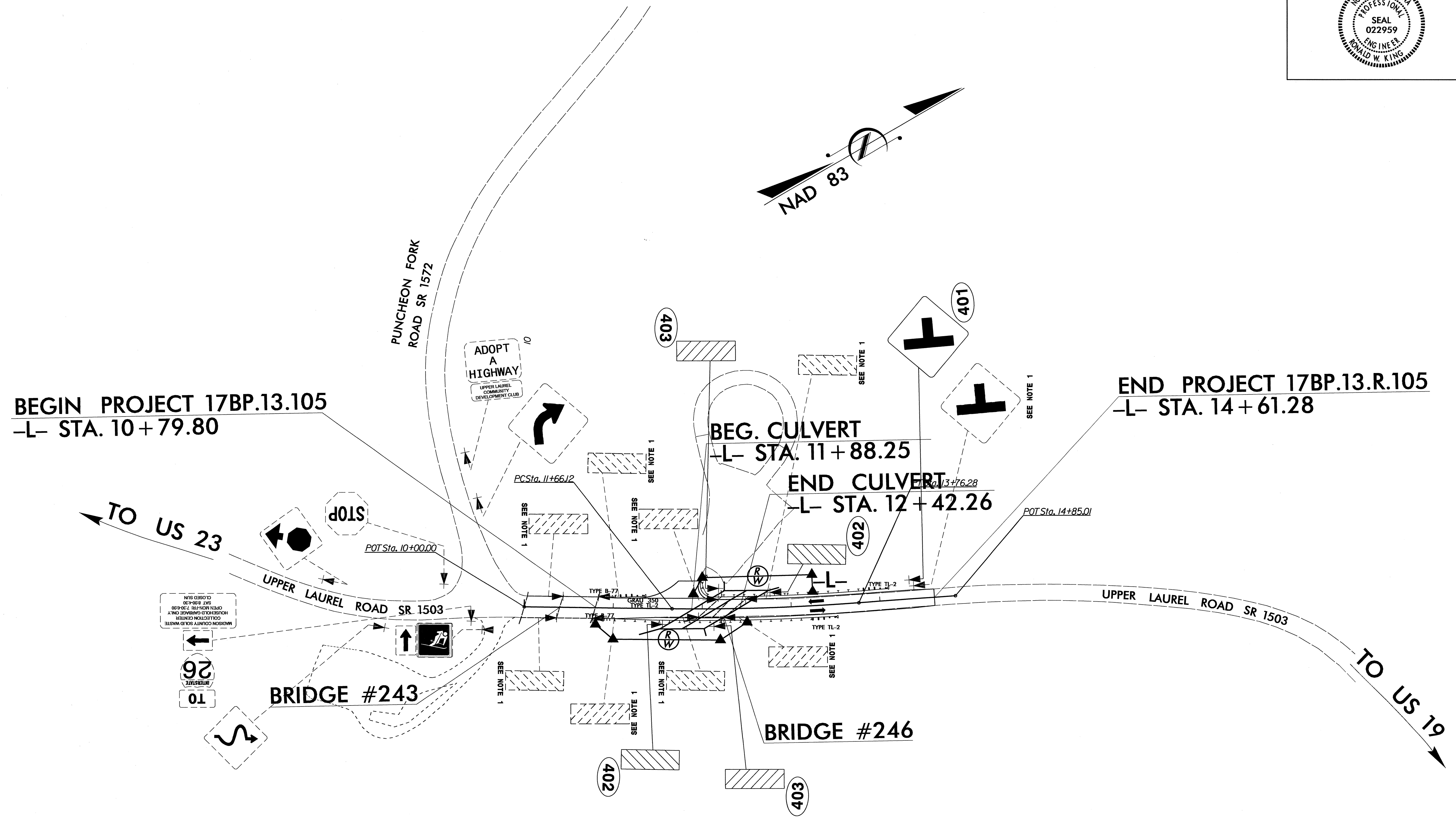


**INDEX**

SHEET NO.	DESCRIPTION
SIGN-1	TITLE SHEET
SIGN-2	SIGN DETAIL SHEET

**PROJECT NO: 17BP.13.R.105**

PROJECT NO. 17BP.13.R.105	SHEET NO. SIGN-2
APPROVED: <i>[Signature]</i>	
DATE: 11/20/12	
SEAL	
	



**SIGN DETAIL SHEET**