

**STATE OF NORTH CAROLINA
DEPARTMENT OF TRANSPORTATION**

**SIGNING PLANS
BRUNSWICK COUNTY**

**LOCATION: NEW ROUTE FROM NC 133 (LONG BEACH RD.)
TO NC 133 & NC 87 (RIVER RD.), NORTH OF SOUTHPORT**

TIP NO. R-3324	SHEET NO. SIGN-1
APPROVED: <i>[Signature]</i>	
DATE: 11-5-12	
SEAL	

T.I.P.: R-3324

CONTRACT: C202155

PAY ITEM NOTES

1	DISPOSAL OF SIGN SYSTEM, U-CHANNEL
2	DISPOSAL OF SUPPORT, WOOD
3	RELOCATE SIGN, TYPE E
4	DISPOSAL OF SUPPORT, U-CHANNEL

PROJECT NOTES

A	CONTRACTOR SHALL CONTACT DIVISION TRAFFIC SERVICES AND SCHEDULE TO HAVE DIVISION FORCES TO REMOVE HISTORIC MARKER SIGN.
B	CONTRACTOR SHALL CONTACT DIVISION TRAFFIC SERVICES AND SCHEDULE TO HAVE DIVISION FORCES TO ERECT HISTORIC MARKER SIGN.

GENERAL NOTES

- SIGNS FURNISHED BY STATE
- ALL TYPE 'D' SIGNS SHALL BE MOUNTED ON TWO U-CHANNEL POSTS UNLESS OTHERWISE INDICATED ON THE PLANS.
- IF REMOVAL OR RELOCATION OF SIGNS ON PRIVATE STREET (NON-STATE MAINTAINED) IS REQUIRED DUE TO CONSTRUCTION, THE CONTRACTOR SHALL INFORM THE ENGINEER. THE WORK WILL BE COMPLETED BY OTHERS.
- SIGNING PLANS DO NOT INCLUDE TEMPORARY CONSTRUCTION SIGNING OR PAVEMENT MARKINGS. SEE TRAFFIC CONTROL PLANS.
- WHEN NOT STATIONED OR DIMENSIONED ON PLANS, ALL 'E' AND 'F' SIGNS SHALL BE FIELD LOCATED BY THE ENGINEER
- WHEN EXISTING SIGNS ARE REMOVED AND INSTALLED ON NEW SUPPORTS, THE RE-ERECTION SHALL IMMEDIATELY FOLLOW THE REMOVAL.
- THE BACKGROUND FOR TYPE E & F SIGNS SHALL BE GRADE C REFLECTIVE SHEETING.
- SEE ROADWAY PLANS FOR GUARD/GUIDE RAIL DETAILS.
- DO NOT BEGIN FABRICATION FOR TYPES A & B SIGNS MOUNTED ON OVERHEAD STRUCTURES OR STEEL SUPPORTS UNTIL "S" DIMENSIONS HAVE BEEN FIELD VERIFIED.

PLAN PREPARED BY: N.C.D.O.T. SIGNING AND DELINEATION UNIT

AYMAN I. ALQUODWAH, P.E.	SIGNING & DELINEATION REGIONAL ENGINEER
ERIC WARD	SIGNING & DELINEATION PROJECT DESIGN ENGINEER

SUMMARY OF QUANTITIES

ITEM NO.	DESC. NO.	SECT. NO.	ITEM DESCRIPTION	QUANTITY	UNIT
4048000000	902		REINFORCED CONCRETE SIGN FOUNDATION	7	C.Y.
4054000000	902		PLAIN CONCRETE SIGN FOUNDATION	1	C.Y.
4060000000	903		SUPPORTS, BREAKAWAY STEEL BEAM	6,845	LB.
4072000000	903		SUPPORTS, 3 LB U-CHANNEL	3,294	L.F.
4096000000	904		SIGN ERECTION, TYPE D	13	EA.
4102000000	904		SIGN ERECTION, TYPE E	106	EA.
4108000000	904		SIGN ERECTION, TYPE F	45	EA.
4110000000	904		SIGN ERECTION, TYPE A (GROUND MOUNTED)	8	EA.
4110000000	904		SIGN ERECTION, TYPE B (GROUND MOUNTED)	2	EA.
4116100000	904		SIGN ERECTION, RELOCATE SIGN TYPE E	3	EA.
4141000000	907		DISPOSAL OF SUPPORT, WOOD	1	EA.
4155000000	907		DISPOSAL OF SIGN SYSTEM, U-CHANNEL	70	EA.
4192000000	907		DISPOSAL OF SUPPORT, U-CHANNEL	2	EA.


ROADWAY STANDARD DRAWING

THE FOLLOWING ROADWAY STANDARDS AS APPEAR IN "ROADWAY STANDARD DRAWINGS" - PROJECT SERVICES UNIT - N.C. DEPARTMENT OF TRANSPORTATION - RALEIGH, N.C., DATED JANUARY 2012 ARE APPLICABLE TO THIS PROJECT AND BY REFERENCE HEREBY ARE CONSIDERED A PART OF THESE PLANS:

STD. NO.	TITLE
901.10	TYPE 'A' SIGNS
901.20	TYPE 'B' SIGNS
901.70	SIGN STRINGERS AND SUPPORT SPACING
901.80	SIGN MOUNTING DETAILS - FOR TYPE A AND TYPE B SIGNS
903.10	GROUND MOUNTED SIGN SUPPORTS
904.10	ORIENTATION OF GROUND MOUNTED SIGNS
904.50	MOUNTING OF TYPE 'D', 'E' AND 'F' SIGNS ON 'U' CHANNEL POSTS

INDEX

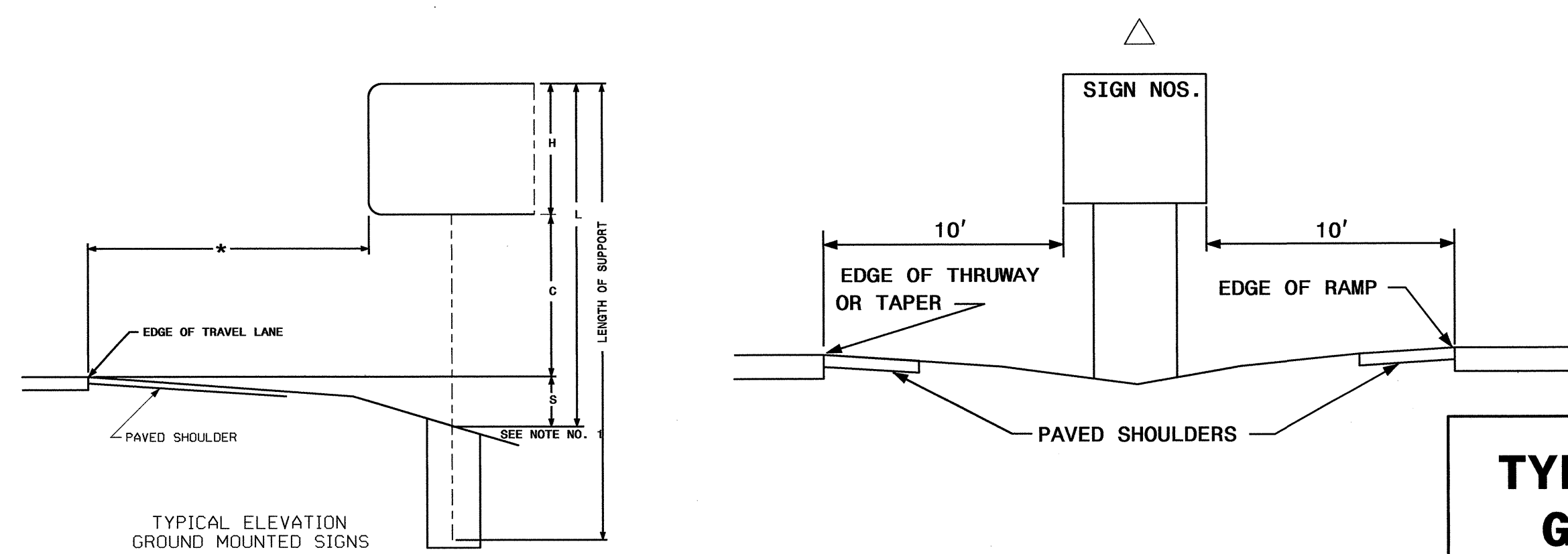
SHEET NO.	DESCRIPTION
SIGN - 1	TITLE SHEET - SUMMARY OF QUANTITIES, ROADWAY STANDARD DRAWINGS, INDEX, & NOTES
SIGN - 2	SUPPORT CHART
SIGN - 3	GROUND MOUNT SIGN SUPPORT INFORMATION
SIGN - 4A - 4I	SIGN DESIGN SHEETS, "E" AND "F" SHEET
SIGN - 5 - 14	SIGN DETAIL SHEETS

TIP NO. R-3324	SHEET NO. SIGN-2
APPROVED: <i>[Signature]</i>	
DATE: 11-5-12	
SEAL	
	

SIGN NO.	SIGN TYPE	SIGN SIZE (in.)			ROADWAY STATION	NO. OF SUP.	BEAM SECTION	SUPPORT TYPE	ATTACH METHOD	MOUNTING METHOD	LENGTH (ft)					LEFT SUPPORT (ft)			CENTER SUPPORT (ft)			RIGHT SUPPORT (ft)			FOOTING DIAMETER (ft.)	FOOTING DEPTH (ft.)	B/A SUPPORT WEIGHTS (lbs.)	SIMPLE SUPPORT WEIGHTS (lbs.)	REINF. FTGS. (c.y.)	PLAIN FTGS. (c.y.)	FIELD VERIFIED SEE NOTE 2 (mm/dd/yy)																				
		w	x	h							HORIZ. CLR. (ft.)	SNS HT	HT	MTG HT	EMBED-MENT	S	L	TOTAL LENGTH	S	L	TOTAL LENGTH	S	L	TOTAL LENGTH																											
101	A	96	X72		78+50 -Y2-	2	W6x12	BA	N/A	N/A	23.00	6.00	7.00	4.5	0.80	13.80	18.30	0.00	0.00	0.00	2.36	15.36	19.86	1.5	5	543.28	0.00	0.65	0.00																						
102	A	132	X90		43+00 -L-	2	W6x16	BA	N/A	N/A	18.00	7.50	7.00	5.5	6.48	20.98	26.48	0.00	0.00	0.00	4.33	18.83	24.33	1.5	6	943.04	0.00	0.65	0.00																						
103	A	108	X66		11+90 -Y4-	2	W6x12	BA	N/A	N/A	18.00	5.50	7.78	4.5	-0.78	12.50	17.00	0.00	0.00	0.00	0.98	14.26	18.76	1.5	5	514.48	0.00	0.65	0.00																						
104	A	138	X120		28+10 -Y1-	2	W6x16	BA	N/A	N/A	20.25	10.00	7.00	5.5	3.93	20.93	26.43	0.00	0.00	0.00	4.08	21.08	26.58	1.5	6	980.54	0.00	0.79	0.00																						
105	A	138	X90		36+75 -L-	2	W6x16	BA	N/A	N/A	30.00	7.50	7.00	6	4.97	19.47	25.47	0.00	0.00	0.00	2.73	17.23	23.23	1.5	6.5	911.58	0.00	0.85	0.00																						
106	A	138	X120		21+85 -Y1-	2	W6x16	BA	N/A	N/A	12.00	10.00	7.00	6	2.02	19.02	25.02	0.00	0.00	0.00	2.02	19.02	25.02	1.5	6.5	933.02	0.00	0.85	0.00																						
107	A	138	X72		128+00 -L-	2	W6x16	BA	N/A	N/A	18.00	6.00	7.00	5.5	2.91	15.91	21.41	0.00	0.00	0.00	4.59	17.59	23.09	1.5	6	844.38	0.00	0.79	0.00																						
108	A	138	X60		72+50 -Y2-	2	W6x12	BA	N/A	N/A	22.00	5.00	7.00	5	3.96	15.96	20.96	0.00	0.00	0.00	4.05	16.05	21.05	1.5	5.5	589.48	0.00	0.72	0.00																						
109	B	90	X48		30+75 -Y2-	2	S4x7.7	BA	N/A	N/A	19.00	4.00	7.00	4	1.38	12.38	16.38	0.00	0.00	0.00	1.76	12.76	16.76	1	4.5	295.79	0.00	0.00	0.26																						
110	B	90	X48		20+55 -Y2-	2	S4x7.7	BA	N/A	N/A	18.00	4.00	7.00	4	1.53	12.53	16.53	0.00	0.00	0.00	0.43	11.43	15.43	1	4.5	286.70	0.00	0.00	0.26																						
																							TOTAL	TOTAL	TOTAL	TOTAL																									
																							6844.60	0.00	6.09	0.52																									
																							USE:	6845	0	7	1																								

NOTES

- DIMENSION "S" REPRESENTS AN INCREASE (+), OR A DECREASE (-) IN POLE LENGTH, RELATIVE TO THE ELEVATION OF THE EDGE OF PAVEMENT.
- FIELD VERIFICATIONS SHALL BE REQUIRED FOR ALL SUPPORTS, SEE (*) ARTICLE 903-3. FABRICATORS SHALL BE AISC CERTIFIED IN CATEGORY 1, SEE (*) ARTICLE 1072-1. (*) = N.C.D.O.T. STANDARD SPECIFICATIONS FOR ROADS AND STRUCTURES
- PLAN LOCATIONS FOR EXISTING UTILITIES ARE BASED ON THE BEST AVAILABLE INFORMATION AND, THEREFORE MAY NOT BE PRECISELY ACCURATE. THEREFORE, IT IS INCUMBENT UPON THE CONTRACTOR TO DETERMINE THE EXACT LOCATION OF UTILITIES BEFORE BEGINNING WORK IN A LOCATION.



**TYPE "A" AND TYPE "B"
GROUND MOUNTED SIGNS**

C:\NOV-2012\10-26
 P:\TIPPROJ\3324-Traffic\Signing\CADD\Signing Layout Plans\3324_sgn_title.dgn
 erickard AT 11/27/12

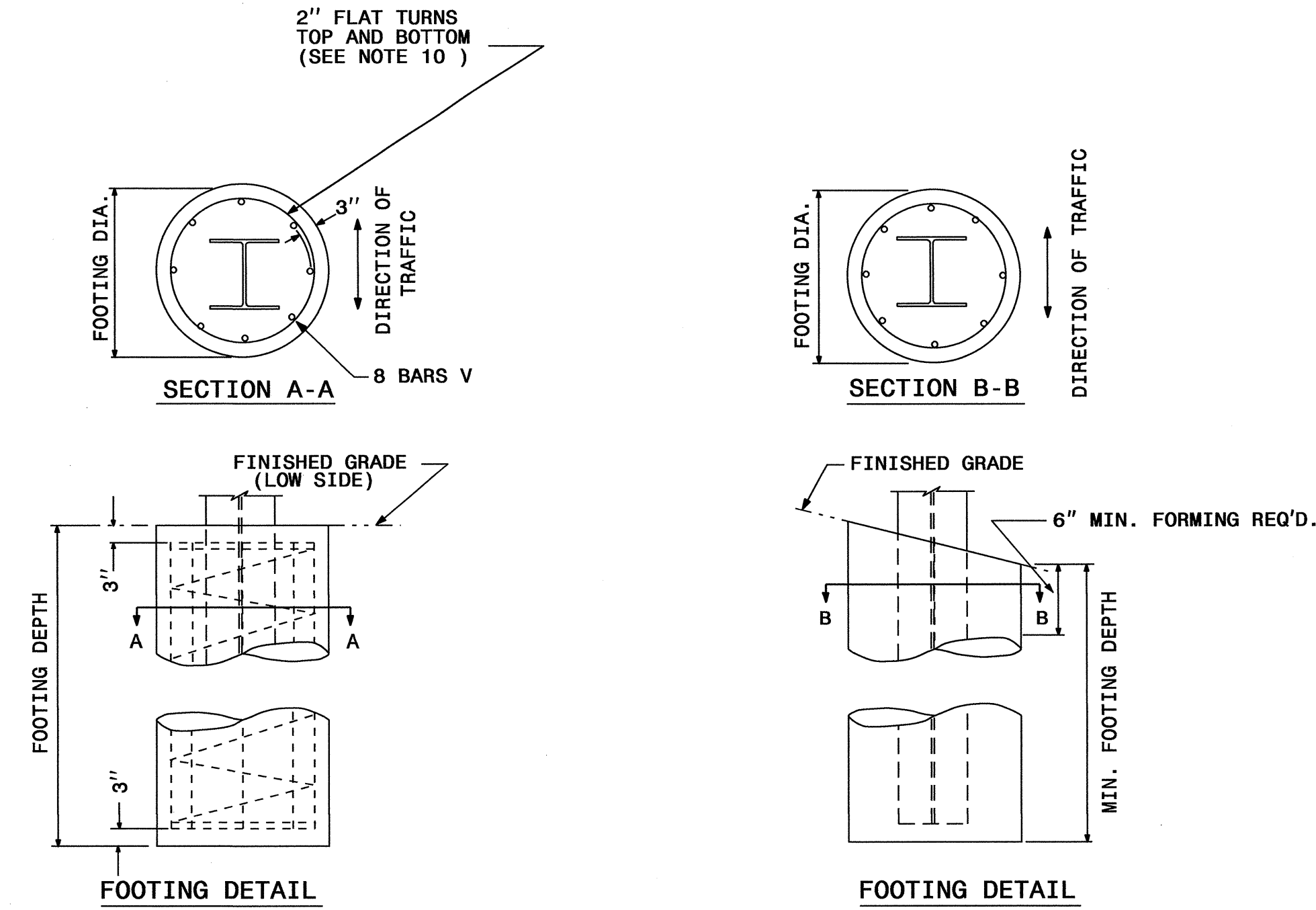
TIP NO. R-3324	SHEET NO. SIGN-3
APPROVED: <i>[Signature]</i>	
DATE: 11-5-12	
SEAL	

STATE OF NORTH CAROLINA
 DEPT. OF TRANSPORTATION
 DIVISION OF HIGHWAYS
 RALEIGH, N.C.

ENGLISH DETAIL DRAWING FOR
GROUND MOUNTED SIGN SUPPORTS

SHEET 2 OF 3
903D10

BEAM SHAPE	BOLT SIZE	SLIP BASE PLATE DATA								KEEPER PLATE DATA								HINGE CONNECTION DATA								BOLT SIZE	BREAK AWAY SUPPORT WEIGHT CONSTANT LBS.
		A ₁	B ₁	C ₁	D ₁	E ₁	T ₁	R ₁	A ₂	B ₂	C ₂	D ₂	E ₂	R ₂	T ₂	F	G	H	I	J	K	L	R ₃	T ₃			
S3X5.7	1/2"DIA. X 3"	7"	4"	1"	3/4"	2 1/2"	1"	9/32"	7"	4"	1"	3/4"	2 1/2"	9/32"	28 GAUGE	1/2"DIA. X 1 1/4"	2 1/4"	3 1/2"	4"	1 1/2"	1"	1 1/2"	2"	9/32"	3/8"	18	
S4X7.7	1/2"DIA. X 3"	8"	4"	1"	3/4"	2 1/2"	1"	9/32"	8"	4"	1"	3/4"	2 1/2"	9/32"	28 GAUGE	1/2"DIA. X 1 1/4"	2 5/8"	3 1/2"	4"	1 1/2"	1"	1 1/2"	2"	9/32"	3/8"	20	
W6X9	1/2"DIA. X 3"	10"	5"	1"	3/4"	3 1/2"	1"	9/32"	10"	5"	1"	3/4"	3 1/2"	9/32"	28 GAUGE	1/2"DIA. X 1 1/4"	4"	3 1/2"	4"	3/4"	1"	1 1/2"	2"	9/32"	3/8"	32	
W6X12	5/8"DIA. X 3 3/4"	11"	5"	1 1/4"	7/8"	3 1/4"	1 1/4"	1 1/32"	11"	5"	1 1/4"	7/8"	3 1/4"	1 1/32"	28 GAUGE	5/8"DIA. X 2 1/4"	4"	4"	4 1/2"	3/4"	1 1/8"	5/8"	2 1/4"	1 1/32"	3/8"	39	
W6X16	5/8"DIA. X 3 3/4"	12"	6"	1 1/4"	7/8"	4 1/4"	1 1/2"	1 1/32"	12"	6"	1 1/4"	7/8"	4 1/4"	1 1/32"	28 GAUGE	5/8"DIA. X 2 1/2"	4"	4"	4 1/2"	3/4"	1 1/8"	5/8"	2 1/4"	1 1/32"	1/2"	47	
W8X18	5/8"DIA. X 4 1/4"	13 1/2"	6 1/2"	1 1/4"	7/8"	4 3/4"	1 1/2"	1 1/32"	13 1/2"	6 1/2"	1 1/4"	7/8"	4 3/4"	1 1/32"	28 GAUGE	5/8"DIA. X 2 1/2"	5 1/4"	4"	4 1/2"	1"	1 1/8"	5/8"	2 1/4"	1 1/32"	1/2"	70	
W8X21	3/4"DIA. X 4 1/4"	14"	7"	1 1/2"	1"	5"	1 1/2"	1 3/32"	14"	7"	1 1/2"	1"	5"	1 3/32"	28 GAUGE	3/4"DIA. X 2 3/4"	5 1/4"	6"	7"	1"	1 3/4"	3/4"	3 1/2"	1 3/32"	1/2"	73	
W10X22	3/4"DIA. X 4 1/4"	16"	8"	1 1/2"	1"	6"	1 1/2"	1 6/32"	16"	8"	1 1/2"	1"	6"	1 6/32"	28 GAUGE	3/4"DIA. X 2 3/4"	5 3/4"	6"	7"	1"	1 3/4"	3/4"	3 1/2"	1 3/32"	1/2"	119	
W10X26	3/4"DIA. X 4 3/4"	16 1/2"	8"	1 1/2"	1"	6"	1 3/4"	1 6/32"	16 1/2"	8"	1 1/2"	1"	6"	1 6/32"	28 GAUGE	3/4"DIA. X 2 3/4"	5 3/4"	6"	7"	1"	1 3/4"	3/4"	3 1/2"	1 3/32"	5/8"	140	
W12X26	3/4"DIA. X 4 3/4"	18 1/2"	9"	1 1/2"	1"	7"	1 3/4"	1 6/32"	18 1/2"	9"	1 1/2"	1"	7"	1 6/32"	28 GAUGE	3/4"DIA. X 2 3/4"	6 1/2"	6"	7"	1"	1 3/4"	3/4"	3 1/2"	1 3/32"	5/8"	176	
W14X30	1"DIA. X 5"	22"	9"	2"	1 1/2"	6"	2"	1 7/32"	22"	9"	2"	1 1/2"	6"	1 7/32"	28 GAUGE	1"DIA. X 3"	6 3/4"	7"	8"	1 1/4"	2"	1"	4"	1 7/32"	5/8"	205	
W16X31	1"DIA. X 5"	24"	9"	2"	1 1/2"	6"	2"	1 7/32"	24"	9"	2"	1 1/2"	6"	1 7/32"	28 GAUGE	1"DIA. X 3 1/4"	5 1/2"	7"	8"	1 1/4"	2"	1"	4"	1 7/32"	3/4"	223	
W18X35	1"DIA. X 5"	25"	9"	2"	1 1/2"	6"	2"	1 7/32"	25"	9"	2"	1 1/2"	6"	1 7/32"	28 GAUGE	1"DIA. X 3 1/4"	6"	7"	8"	1 1/4"	2"	1"	4"	1 7/32"	3/4"	243	
W18X40	1"DIA. X 5 1/2"	26"	9"	2"	1 1/2"	6"	2 1/4"	1 7/32"	26"	9"	2"	1 1/2"	6"	1 7/32"	28 GAUGE	1"DIA. X 3 3/4"	6"	7"	8"	1 1/4"	2"	1"	4"	1 7/32"	7/8"	278	
W21X44	1"DIA. X 5 1/2"	29"	9"	2"	1 1/2"	6"	2 1/2"	1 7/32"	29"	9"	2"	1 1/2"	6"	1 7/32"	28 GAUGE	1"DIA. X 3 3/4"	6 1/2"	7"	8"	1 1/4"	2"	1"	4"	1 7/32"	7/8"	310	



FOUNDATION DATA *		
FOOTING DIAMETER	REINFORCEMENT	SPIRAL BAR
1' 6"	8 # 6 BARS	#3 BAR, 6" PITCH
2'	8 # 7 BARS	#3 BAR, 6" PITCH
2' 6"	8 # 9 BARS	#3 BAR, 6" PITCH
3'	8 # 11 BARS	#3 BAR, 6" PITCH
3' 6"	8 # 12 BARS	#3 BAR, 6" PITCH
4'	8 # 14 BARS	#3 BAR, 6" PITCH

* FOUNDATION DIMENSIONS ARE SHOWN IN PLANS

STATE OF NORTH CAROLINA
 DEPT. OF TRANSPORTATION
 DIVISION OF HIGHWAYS
 RALEIGH, N.C.

ENGLISH DETAIL DRAWING FOR
GROUND MOUNTED SIGN SUPPORTS

SHEET 2 OF 3
903D10

**REVISED SIGNING
 ROADWAY STANDARD DRAWING**

02-NOV-2012 10:26
 P:\IP\Project\903D10\Traffic\Signing\CA000\Signing Layout Plans\3324_sgn_title.dgn
 erward AT 11/24/12

SIGN NUMBER: 101 **BACKG COLOR:** Green/Green **DESIGN BY:** EEW **CHECKED BY:**
TYPE: A **COPY COLOR:** White **PROJECT ID:** R-3324 **DIV:** 3 **DATE:** Nov 01, 2012

QUANTITY: 1

SYMBOL	X	Y	WID	HT
AR_Type D	13.6	47.8	8	12
AR_Type D	6.7	14.3	8	12

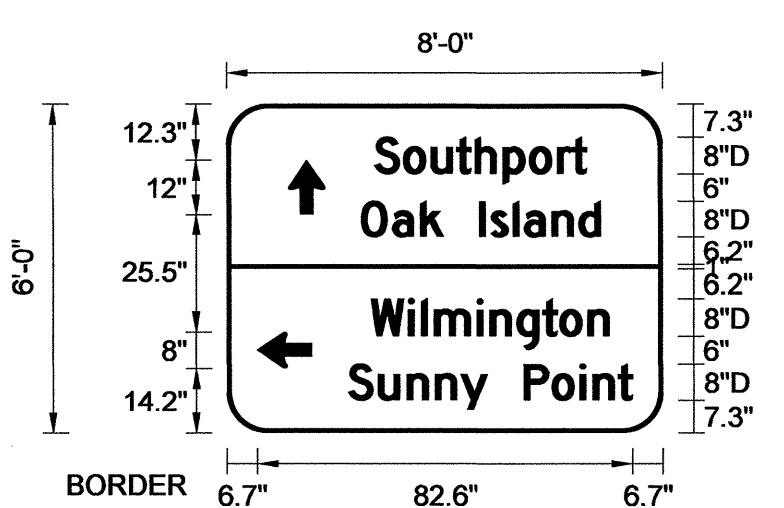
SIGN WIDTH: 8'-0" **SIGN HEIGHT:** 6'-0" **TOTAL AREA:** 48.0 Sq.-Ft.

BORDER TYPE: FLUSH **RECESS:** 0" **WIDTH:** 1" **RADII:** 9"

NO. Z BARS: 2 **MAT'L:** 0.125" (3.2 mm) ALUMINUM **LENGTH:** 88.0

USE NOTES: 1,2

- Legend and border(except those that are colored black) shall be direct applied Grade C sheeting.
- Background shall be Grade C reflective sheeting.
- Shields; A, B, and C type arrows shall be on 0.032" (0.8mm) aluminum and demountable.



BORDER R=9" TH=1" Spacing Factor is 1 unless specified otherwise

LETTER POSITIONS

Letter spacings are to start of next letter

Series/Size	Text Length
D 2000	46.7
D 2000	52.7
D 2000	52.5
D 2000	62.6

FILENAME: r3324_sgn_guidesign NORTH CAROLINA D.O.T. SIGN DETAIL

SIGN NUMBER: 102 **BACKG COLOR:** Green/Green/Green **DESIGN BY:** EEW **CHECKED BY:**
TYPE: A **COPY COLOR:** White **PROJECT ID:** R-3324 **DIV:** 3 **DATE:** Nov 01, 2012

QUANTITY: 1

SYMBOL	X	Y	WID	HT
AR_Type D	7.4	59.3	8	12
AR_Type D	32.6	27	8	12
AR_Type D	80.6	6.7	8	12

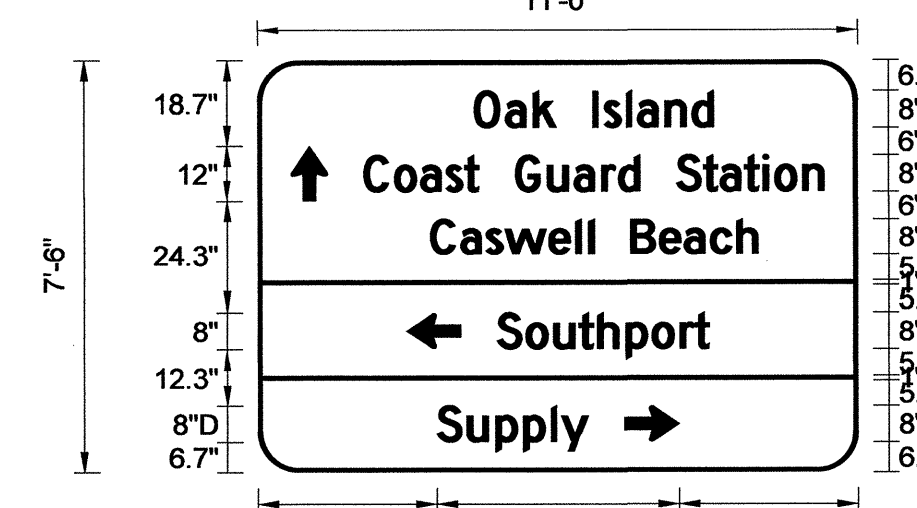
SIGN WIDTH: 11'-0" **SIGN HEIGHT:** 7'-6" **TOTAL AREA:** 82.5 Sq.-Ft.

BORDER TYPE: FLUSH **RECESS:** 0" **WIDTH:** 1" **RADII:** 9"

NO. Z BARS: 3 **MAT'L:** 0.125" (3.2 mm) ALUMINUM **LENGTH:** 124.0

USE NOTES: 1,2

- Legend and border(except those that are colored black) shall be direct applied Grade C sheeting.
- Background shall be Grade C reflective sheeting.
- Shields; A, B, and C type arrows shall be on 0.032" (0.8mm) aluminum and demountable.



BORDER R=9" TH=1" Spacing Factor is 1 unless specified otherwise

LETTER POSITIONS

Letter spacings are to start of next letter

Series/Size	Text Length
D 2000	52.7
D 2000	101.3
D 2000	72.1
D 2000	46.7
D 2000	33.3

FILENAME: r3324_sgn_guidesign NORTH CAROLINA D.O.T. SIGN DETAIL

SIGN NUMBER: 103 **BACKG COLOR:** Green/Green **DESIGN BY:** EEW **CHECKED BY:**
TYPE: A **COPY COLOR:** White **PROJECT ID:** R-3324 **DIV:** 3 **DATE:** Nov 01, 2012

QUANTITY: 1

SYMBOL	X	Y	WID	HT
AR_Type D	17.6	44.9	8	12
AR_Type D	87.1	12.4	8	12

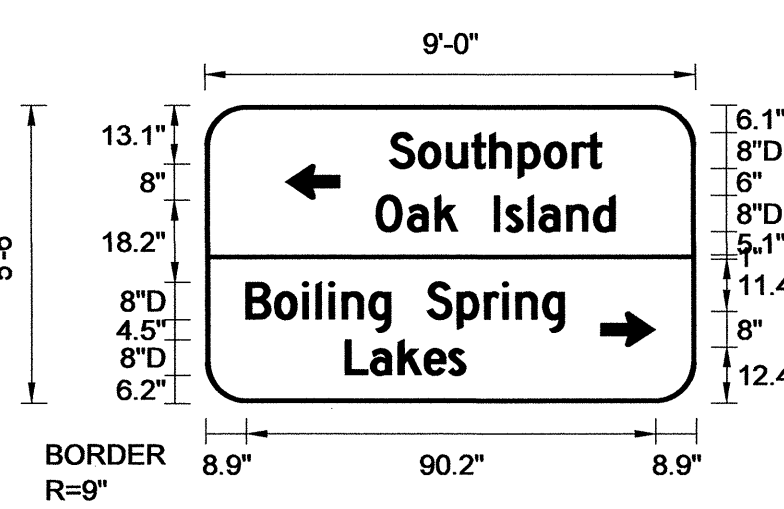
SIGN WIDTH: 9'-0" **SIGN HEIGHT:** 5'-6" **TOTAL AREA:** 49.5 Sq.-Ft.

BORDER TYPE: FLUSH **RECESS:** 0" **WIDTH:** 1" **RADII:** 9"

NO. Z BARS: 2 **MAT'L:** 0.125" (3.2 mm) ALUMINUM **LENGTH:** 100.0

USE NOTES: 1,2

- Legend and border(except those that are colored black) shall be direct applied Grade C sheeting.
- Background shall be Grade C reflective sheeting.
- Shields; A, B, and C type arrows shall be on 0.032" (0.8mm) aluminum and demountable.



BORDER R=9" TH=1" Spacing Factor is 1 unless specified otherwise

LETTER POSITIONS

Letter spacings are to start of next letter

Series/Size	Text Length
D 2000	46.7
D 2000	52.7
D 2000	70.2
D 2000	26.6

FILENAME: r3324_sgn_guidesign NORTH CAROLINA D.O.T. SIGN DETAIL

SIGN NUMBER: 104 **BACKG COLOR:** Green/Green/Green **DESIGN BY:** EEW **CHECKED BY:**
TYPE: A **COPY COLOR:** White **PROJECT ID:** R-3324 **DIV:** 3 **DATE:** Nov 01, 2012

QUANTITY: 1

SYMBOL	X	Y	WID	HT
AR_Type D	44.4	101.7	8	12
AR_Type D	8.4	68	8	12
AR_Type D	119.4	20.3	8	12

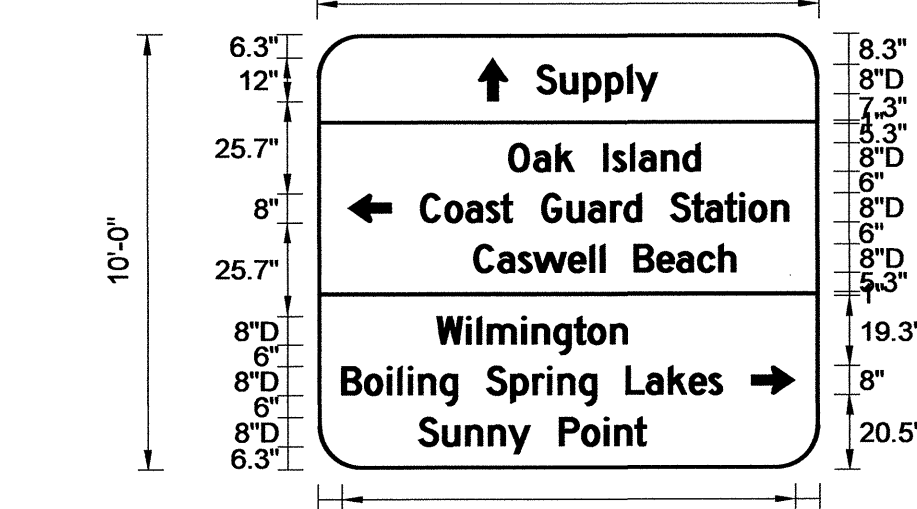
SIGN WIDTH: 11'-6" **SIGN HEIGHT:** 10'-0" **TOTAL AREA:** 115.0 Sq.-Ft.

BORDER TYPE: FLUSH **RECESS:** 0" **WIDTH:** 1" **RADII:** 12"

NO. Z BARS: 3 **MAT'L:** 0.125" (3.2 mm) ALUMINUM **LENGTH:** 130.0

USE NOTES: 1,2

- Legend and border(except those that are colored black) shall be direct applied Grade C sheeting.
- Background shall be Grade C reflective sheeting.
- Shields; A, B, and C type arrows shall be on 0.032" (0.8mm) aluminum and demountable.



BORDER R=12" TH=1" Spacing Factor is 1 unless specified otherwise

LETTER POSITIONS

Letter spacings are to start of next letter


Series/Size	Text Length
D 2000	33.3
D 2000	52.7
D 2000	101.3
D 2000	72.1
D 2000	52.5
D 2000	104.7
D 2000	62.6

FILENAME: r3324_sgn_guidesign NORTH CAROLINA D.O.T. SIGN DETAIL

TYPE "A" SIGNS

02-NOV-2012 10:42 P:\11\Projects\3324\Traffic\Signing\CADD\Signing Layout\Plans\R-3324-sgn-guidesign.dgn

TIP NO. R-3324	SHEET NO. SIGN-4B
APPROVED: <i>[Signature]</i>	
DATE: 11-5-12	
SEAL	



SIGN NUMBER: 105
TYPE: A
QUANTITY: 1
SIGN WIDTH: 11'-6"
HEIGHT: 7'-6"
TOTAL AREA: 86.3 Sq.Ft.
BORDER TYPE: FLUSH
RECESS: 0"
WIDTH: 1"
RADIUS: 9"
NO. Z BARS: 3
LENGTH: 130.0

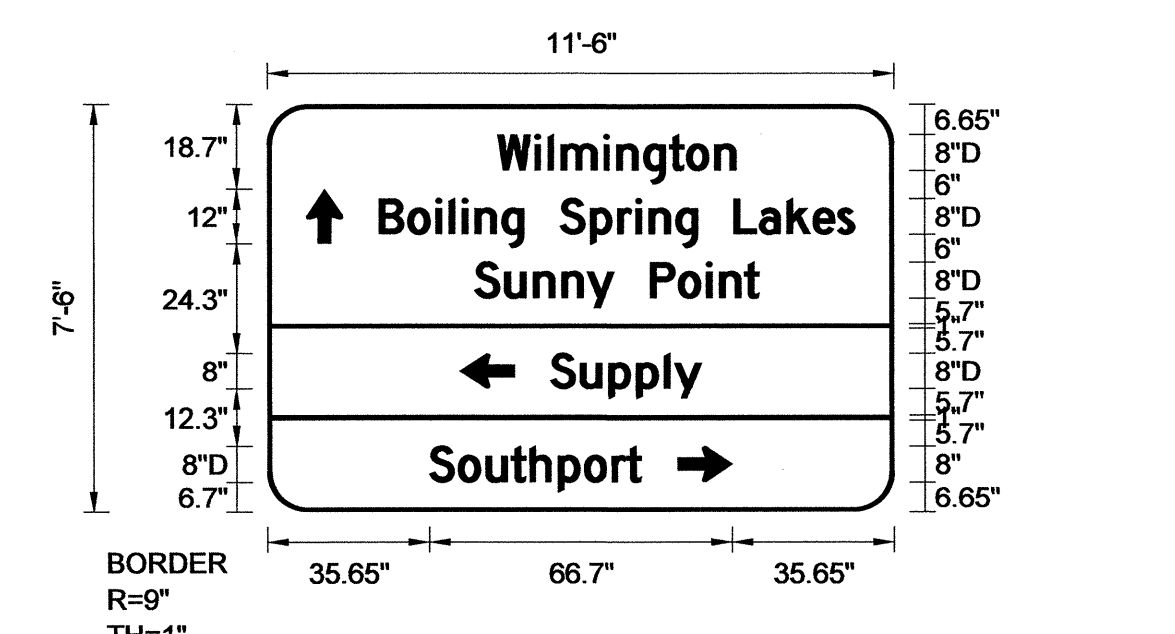
BACKG COLOR: Green/Green/Green
COPY COLOR: White

SYMBOL	X	Y	WID	HT
AR_Type D	8.6	59.3	8	12
AR_Type D	42.4	27	8	12
AR_Type D	90.4	6.7	8	12

MAT'L: 0.125" (3.2 mm) ALUMINUM

USE NOTES: 1,2

- Legend and border (except those that are colored black) shall be direct applied Grade C sheeting.
- Background shall be Grade C reflective sheeting.
- Shields: A, B, and C type arrows shall be on 0.032" (0.8mm) aluminum and demountable.



DESIGN BY: EEW
PROJECT ID: R-3324
CHECKED BY: DIV: 3
DATE: Nov 01, 2012

LETTER POSITIONS

Letter spacings are to start of next letter

Series/Size	Text Length
W i l m i n g t o n	D 2000 52.5
B o i l i n g L a k e s	D 2000 104.7
S u n n y P o i n t	D 2000 62.6
S u p p l y	D 2000 33.3
S o u t h p o r t	D 2000 46.7

FILENAME: r3324_sgn_guidesign
NORTH CAROLINA D.O.T. SIGN DETAIL

SIGN NUMBER: 106
TYPE: A
QUANTITY: 1
SIGN WIDTH: 11'-6"
HEIGHT: 10'-0"
TOTAL AREA: 115.0 Sq.Ft.
BORDER TYPE: FLUSH
RECESS: 0"
WIDTH: 1"
RADIUS: 12"
NO. Z BARS: 3
LENGTH: 130.0

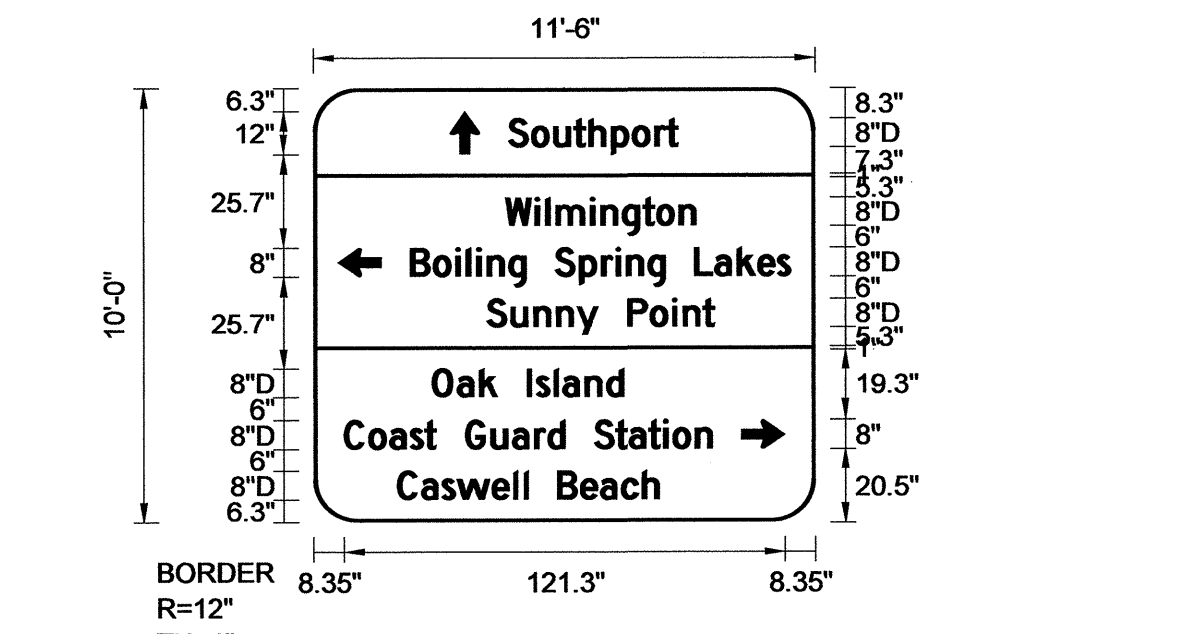
BACKG COLOR: Green/Green/Green
COPY COLOR: White

SYMBOL	X	Y	WID	HT
AR_Type D	37.6	101.7	8	12
AR_Type D	6.6	68	8	12
AR_Type D	117.6	20.3	8	12

MAT'L: 0.125" (3.2 mm) ALUMINUM

USE NOTES: 1,2

- Legend and border (except those that are colored black) shall be direct applied Grade C sheeting.
- Background shall be Grade C reflective sheeting.
- Shields: A, B, and C type arrows shall be on 0.032" (0.8mm) aluminum and demountable.



DESIGN BY: EEW
PROJECT ID: R-3324
CHECKED BY: DIV: 3
DATE: Nov 01, 2012

LETTER POSITIONS

Letter spacings are to start of next letter

Series/Size	Text Length
S o u t h p o r t	D 2000 46.7
W i l m i n g t o n	D 2000 52.5
B o i l i n g L a k e s	D 2000 104.7
S u n n y P o i n t	D 2000 62.6
O a k I s l a n d	D 2000 52.7
C o a s t G u a r d S t a t i o n	D 2000 101.3
C a s w e l l B e a c h	D 2000 72.1

FILENAME: r3324_sgn_guidesign
NORTH CAROLINA D.O.T. SIGN DETAIL

SIGN NUMBER: 107
TYPE: A
QUANTITY: 1
SIGN WIDTH: 11'-6"
HEIGHT: 6'-0"
TOTAL AREA: 69.0 Sq.Ft.
BORDER TYPE: FLUSH
RECESS: 0"
WIDTH: 1"
RADIUS: 9"
NO. Z BARS: 2
LENGTH: 130.0

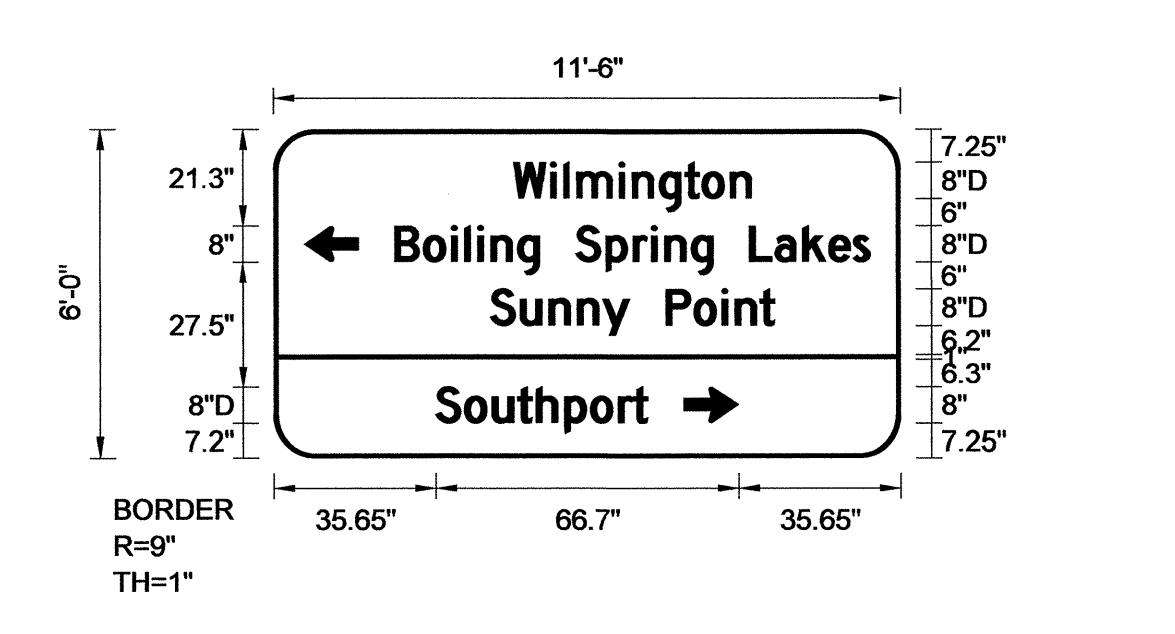
BACKG COLOR: Green/Green
COPY COLOR: White

SYMBOL	X	Y	WID	HT
AR_Type D	6.6	42.7	8	12
AR_Type D	90.4	7.3	8	12

MAT'L: 0.125" (3.2 mm) ALUMINUM

USE NOTES: 1,2

- Legend and border (except those that are colored black) shall be direct applied Grade C sheeting.
- Background shall be Grade C reflective sheeting.
- Shields: A, B, and C type arrows shall be on 0.032" (0.8mm) aluminum and demountable.



DESIGN BY: EEW
PROJECT ID: R-3324
CHECKED BY: DIV: 3
DATE: Nov 01, 2012

LETTER POSITIONS

Letter spacings are to start of next letter

Series/Size	Text Length
W i l m i n g t o n	D 2000 52.5
B o i l i n g L a k e s	D 2000 104.7
S u n n y P o i n t	D 2000 62.6
S o u t h p o r t	D 2000 46.7

FILENAME: r3324_sgn_guidesign
NORTH CAROLINA D.O.T. SIGN DETAIL

SIGN NUMBER: 108
TYPE: A
QUANTITY: 1
SIGN WIDTH: 11'-6"
HEIGHT: 5'-0"
TOTAL AREA: 57.5 Sq.Ft.
BORDER TYPE: FLUSH
RECESS: 0"
WIDTH: 1"
RADIUS: 6"
NO. Z BARS: 2
LENGTH: 130.0

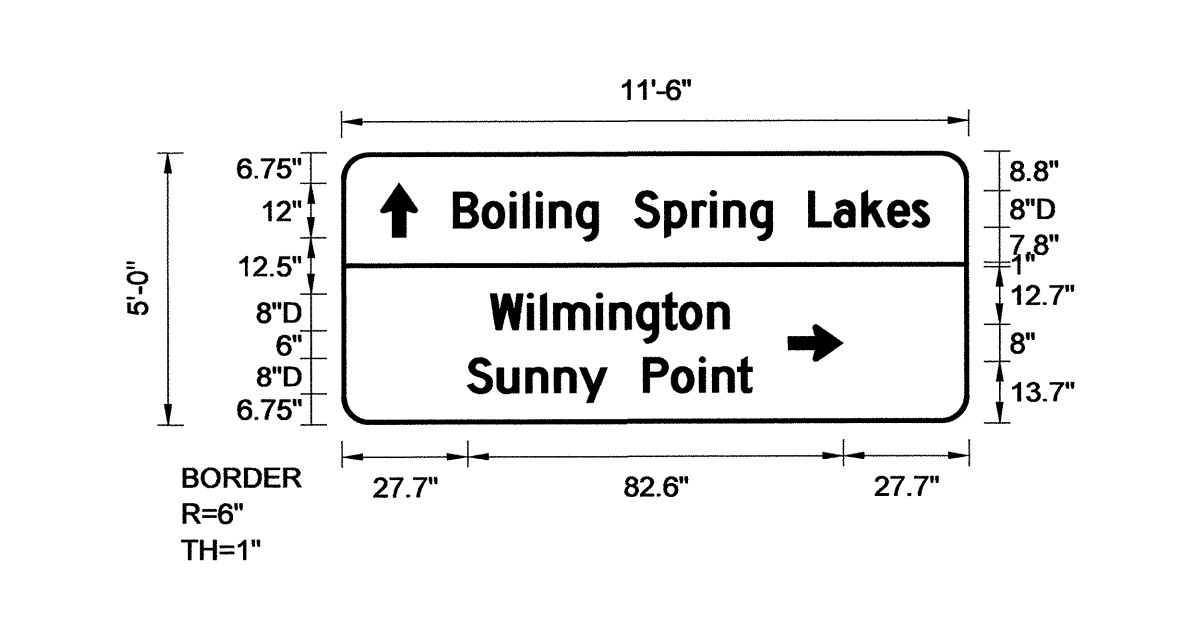
BACKG COLOR: Green/Green
COPY COLOR: White

SYMBOL	X	Y	WID	HT
AR_Type D	8.6	41.3	8	12
AR_Type D	98.3	13.7	8	12

MAT'L: 0.125" (3.2 mm) ALUMINUM

USE NOTES: 1,2

- Legend and border (except those that are colored black) shall be direct applied Grade C sheeting.
- Background shall be Grade C reflective sheeting.
- Shields: A, B, and C type arrows shall be on 0.032" (0.8mm) aluminum and demountable.



DESIGN BY: EEW
PROJECT ID: R-3324
CHECKED BY: DIV: 3
DATE: Nov 01, 2012

LETTER POSITIONS


Letter spacings are to start of next letter

Series/Size	Text Length
B o i l i n g L a k e s	D 2000 104.7
W i l m i n g t o n	D 2000 52.5
S u n n y P o i n t	D 2000 62.6

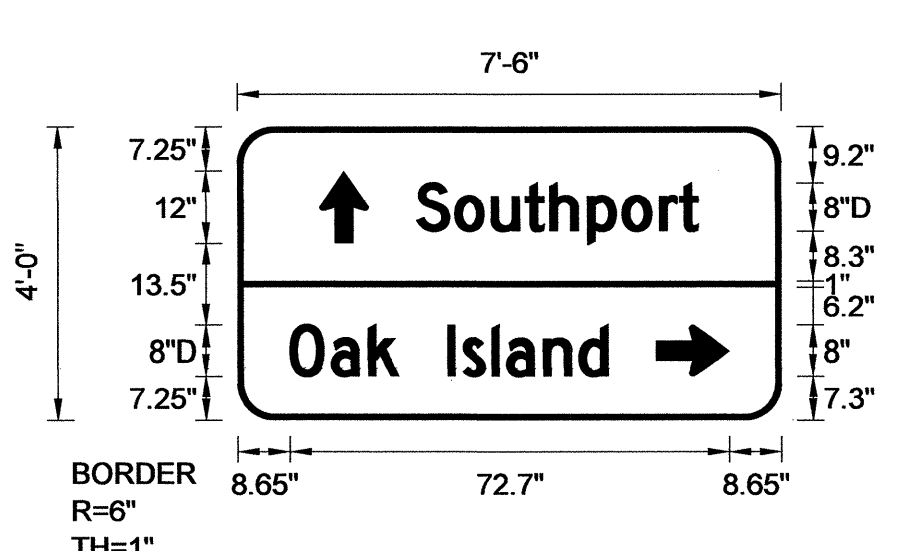
FILENAME: r3324_sgn_guidesign
NORTH CAROLINA D.O.T. SIGN DETAIL

TYPE "A" SIGNS

05-Nov-2012 10:13 AM
 C:\Users\ericward\Documents\Projects\Traffic\Signing\CADD\Signing Layout Plans\R-3324--sgn-guidesign.dgn
 ericward
 11/24/2012

TIP NO. R-3324	SHEET NO. SIGN-4C
APPROVED: <i>[Signature]</i>	
DATE: 11-5-12	
SEAL	
	

SIGN NUMBER: 109 TYPE: B QUANTITY: 1 SIGN WIDTH: 7'-6" HEIGHT: 4'-0" TOTAL AREA: 30.0 Sq.Ft. BORDER TYPE: FLUSH RECESS: 0" WIDTH: 1" RADII: 6" NO. Z BARS: 2 LENGTH: 82.0 USE NOTES: 1,2 1. Legend and border(except those that are colored black) shall be direct applied Grade C sheeting. 2. Background shall be Grade C reflective sheeting. 3. Shields; A, B, and C type arrows shall be on 0.032" (0.8mm) aluminum and demountable.	BACKG COLOR: Green/Green COPY COLOR: White <table border="1"> <tr> <th>SYMBOL</th> <th>X</th> <th>Y</th> <th>WID</th> <th>HT</th> </tr> <tr> <td>AR_Type D</td> <td>13.6</td> <td>28.8</td> <td>8</td> <td>12</td> </tr> <tr> <td>AR_Type D</td> <td>69.4</td> <td>7.3</td> <td>8</td> <td>12</td> </tr> </table> MAT'L: 0.125" (3.2 mm) ALUMINUM	SYMBOL	X	Y	WID	HT	AR_Type D	13.6	28.8	8	12	AR_Type D	69.4	7.3	8	12	DESIGN BY: EEW PROJECT ID: R-3324 CHECKED BY: DIV: 3 DATE: Nov 01, 2012
SYMBOL	X	Y	WID	HT													
AR_Type D	13.6	28.8	8	12													
AR_Type D	69.4	7.3	8	12													



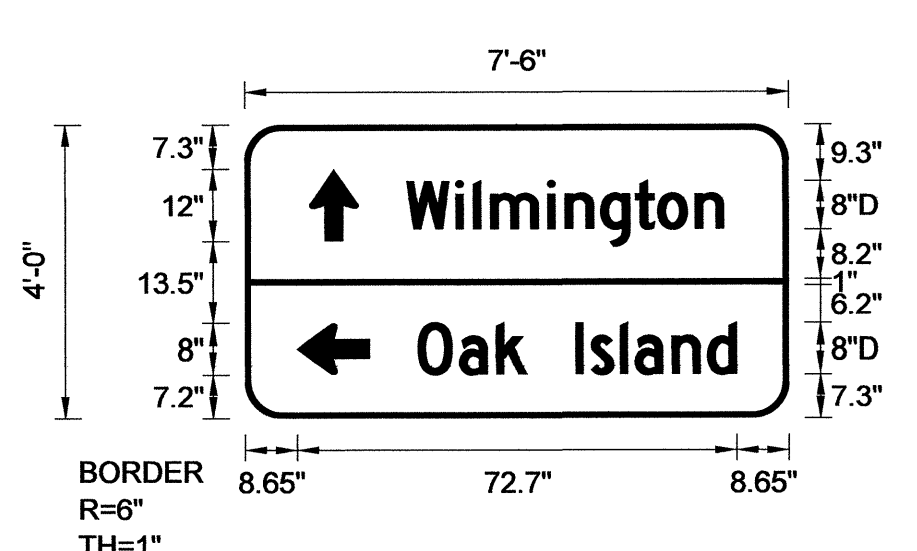
BORDER R=6" TH=1"

Spacing Factor is 1 unless specified otherwise

Letter spacings are to start of next letter											Series/Size
											Text Length
S	o	u	t	h	p	o	r	t			D 2000
29.6	6.3	6.1	5.6	4.1	6.2	5.8	6.2	3.3	3.2	13.6	46.7
O	a	k	I	s	l	a	n	d			D 2000
8.6	6.9	6.1	5.1	8	2.6	4.8	2.5	6.1	5.9	4.8	52.7

FILENAME: r3324_sgn_guidsign NORTH CAROLINA D.O.T. SIGN DETAIL

SIGN NUMBER: 110 TYPE: B QUANTITY: 1 SIGN WIDTH: 7'-6" HEIGHT: 4'-0" TOTAL AREA: 30.0 Sq.Ft. BORDER TYPE: FLUSH RECESS: 0" WIDTH: 1" RADII: 6" NO. Z BARS: 2 LENGTH: 82.0 USE NOTES: 1,2 1. Legend and border(except those that are colored black) shall be direct applied Grade C sheeting. 2. Background shall be Grade C reflective sheeting. 3. Shields; A, B, and C type arrows shall be on 0.032" (0.8mm) aluminum and demountable.	BACKG COLOR: Green/Green COPY COLOR: White <table border="1"> <tr> <th>SYMBOL</th> <th>X</th> <th>Y</th> <th>WID</th> <th>HT</th> </tr> <tr> <td>AR_Type D</td> <td>10.8</td> <td>28.8</td> <td>8</td> <td>12</td> </tr> <tr> <td>AR_Type D</td> <td>8.6</td> <td>7.2</td> <td>8</td> <td>12</td> </tr> </table> MAT'L: 0.125" (3.2 mm) ALUMINUM	SYMBOL	X	Y	WID	HT	AR_Type D	10.8	28.8	8	12	AR_Type D	8.6	7.2	8	12	DESIGN BY: EEW PROJECT ID: R-3324 CHECKED BY: DIV: 3 DATE: Nov 01, 2012
SYMBOL	X	Y	WID	HT													
AR_Type D	10.8	28.8	8	12													
AR_Type D	8.6	7.2	8	12													



BORDER R=6" TH=1"

Spacing Factor is 1 unless specified otherwise

Letter spacings are to start of next letter											Series/Size
											Text Length
W	i	l	i	n	g	t	o	n			D 2000
26.8	8.2	2.9	2.9	9.4	2.9	5.9	5.7	3.8	6.2	4.7	52.5
O	a	k	I	s	l	a	n	d			D 2000
28.6	6.9	6.1	5.1	8	2.6	4.8	2.5	6.1	5.9	4.8	52.7

FILENAME: r3324_sgn_guidsign NORTH CAROLINA D.O.T. SIGN DETAIL

03-Nov-2012 09:44
 R:\Projects\3324\Traffic\Signing\CADD\Signing Layout Plans\r3324_sgn_guidsign.dgn
 erickward

TYPE "B" SIGNS



<p>SIGN NUMBER: 301 TYPE: D QUANTITY: 1 SIGN WIDTH: 5'-0" HEIGHT: 1'-6" TOTAL AREA: 7.5 Sq.Ft. BORDER TYPE: FLUSH RECESS: 0" WIDTH: 0.75" RADIUS: 3" NO. Z BARS: LENGTH:</p>	<p>BACKG COLOR: Green COPY COLOR: White</p> <table border="1"> <tr><th>SYMBOL</th><th>X</th><th>Y</th><th>WID</th><th>HT</th></tr> <tr><td> </td><td> </td><td> </td><td> </td><td> </td></tr> <tr><td> </td><td> </td><td> </td><td> </td><td> </td></tr> <tr><td> </td><td> </td><td> </td><td> </td><td> </td></tr> <tr><td> </td><td> </td><td> </td><td> </td><td> </td></tr> <tr><td> </td><td> </td><td> </td><td> </td><td> </td></tr> <tr><td> </td><td> </td><td> </td><td> </td><td> </td></tr> <tr><td> </td><td> </td><td> </td><td> </td><td> </td></tr> <tr><td> </td><td> </td><td> </td><td> </td><td> </td></tr> <tr><td> </td><td> </td><td> </td><td> </td><td> </td></tr> <tr><td> </td><td> </td><td> </td><td> </td><td> </td></tr> </table> <p>MAT'L: 0.125" (3.2 mm) ALUMINUM</p>	SYMBOL	X	Y	WID	HT																																																			<p>DESIGN BY: EEW PROJECT ID: R-3324 CHECKED BY: DIV: 3 DATE: Nov 01, 2012</p>
SYMBOL	X	Y	WID	HT																																																					

USE NOTES: 1,2
1. Legend and border(except those that are colored black) shall be direct applied Grade C sheeting.
2. Background shall be Grade C reflective sheeting.
3. Shields: A, B, and C type arrows shall be on 0.032" (0.8mm) aluminum and demountable.

Spacing Factor is 1 unless specified otherwise

Letter positions												Series/Size	
Letter spacings are to start of next letter												Text Length	
S	o	u	t	h	p	o	r	t	2			D 2000	
7.4	4.7	4.6	4.2	3.1	4.7	4.3	4.6	2.5	2.4	6	4.1	7.4	45.1

FILENAME: r3324_sgn_guidesign NORTH CAROLINA D.O.T. SIGN DETAIL

<p>SIGN NUMBER: 302 TYPE: D QUANTITY: 1 SIGN WIDTH: 6'-6" HEIGHT: 2'-0" TOTAL AREA: 13.0 Sq.Ft. BORDER TYPE: FLUSH RECESS: 0" WIDTH: 0.75" RADIUS: 3" NO. Z BARS: LENGTH:</p>	<p>BACKG COLOR: Green COPY COLOR: White</p> <table border="1"> <tr><th>SYMBOL</th><th>X</th><th>Y</th><th>WID</th><th>HT</th></tr> <tr><td> </td><td> </td><td> </td><td> </td><td> </td></tr> <tr><td> </td><td> </td><td> </td><td> </td><td> </td></tr> <tr><td> </td><td> </td><td> </td><td> </td><td> </td></tr> <tr><td> </td><td> </td><td> </td><td> </td><td> </td></tr> <tr><td> </td><td> </td><td> </td><td> </td><td> </td></tr> <tr><td> </td><td> </td><td> </td><td> </td><td> </td></tr> <tr><td> </td><td> </td><td> </td><td> </td><td> </td></tr> <tr><td> </td><td> </td><td> </td><td> </td><td> </td></tr> <tr><td> </td><td> </td><td> </td><td> </td><td> </td></tr> <tr><td> </td><td> </td><td> </td><td> </td><td> </td></tr> </table> <p>MAT'L: 0.125" (3.2 mm) ALUMINUM</p>	SYMBOL	X	Y	WID	HT																																																			<p>DESIGN BY: EEW PROJECT ID: R-3324 CHECKED BY: DIV: 3 DATE: Oct 11, 2012</p>
SYMBOL	X	Y	WID	HT																																																					

USE NOTES: 1,2
1. Legend and border(except those that are colored black) shall be direct applied Grade C sheeting.
2. Background shall be Grade C reflective sheeting.
3. Shields: A, B, and C type arrows shall be on 0.032" (0.8mm) aluminum and demountable.

Spacing Factor is 1 unless specified otherwise

Letter positions												Series/Size					
Letter spacings are to start of next letter												Text Length					
C	a	s	w	e	b	e	a	c	h	5			D 2000				
5.9	5	4.2	3.1	7.3	4.4	2.2	1	5	4.7	4.1	4.3	4.3	3.5	9	4.1	6	66.1
O	a	k	I	s	l	a	n	d	5								D 2000
5.9	5.2	4.6	3.8	5	1.9	3.6	1.9	4.6	4.4	3.6	23.6	4.1	5.9			66.2	

FILENAME: r3324_sgn_guidesign NORTH CAROLINA D.O.T. SIGN DETAIL

<p>SIGN NUMBER: 303 TYPE: D QUANTITY: 1 SIGN WIDTH: 5'-6" HEIGHT: 3'-0" TOTAL AREA: 16.5 Sq.Ft. BORDER TYPE: FLUSH RECESS: 0" WIDTH: 0.75" RADIUS: 6" NO. Z BARS: LENGTH:</p>	<p>BACKG COLOR: Green COPY COLOR: White</p> <table border="1"> <tr><th>SYMBOL</th><th>X</th><th>Y</th><th>WID</th><th>HT</th></tr> <tr><td> </td><td> </td><td> </td><td> </td><td> </td></tr> <tr><td> </td><td> </td><td> </td><td> </td><td> </td></tr> <tr><td> </td><td> </td><td> </td><td> </td><td> </td></tr> <tr><td> </td><td> </td><td> </td><td> </td><td> </td></tr> <tr><td> </td><td> </td><td> </td><td> </td><td> </td></tr> <tr><td> </td><td> </td><td> </td><td> </td><td> </td></tr> <tr><td> </td><td> </td><td> </td><td> </td><td> </td></tr> <tr><td> </td><td> </td><td> </td><td> </td><td> </td></tr> <tr><td> </td><td> </td><td> </td><td> </td><td> </td></tr> <tr><td> </td><td> </td><td> </td><td> </td><td> </td></tr> </table> <p>MAT'L: 0.125" (3.2 mm) ALUMINUM</p>	SYMBOL	X	Y	WID	HT																																																			<p>DESIGN BY: EEW PROJECT ID: R-3324 CHECKED BY: DIV: 3 DATE: Oct 11, 2012</p>
SYMBOL	X	Y	WID	HT																																																					

USE NOTES: 1,2
1. Legend and border(except those that are colored black) shall be direct applied Grade C sheeting.
2. Background shall be Grade C reflective sheeting.
3. Shields: A, B, and C type arrows shall be on 0.032" (0.8mm) aluminum and demountable.

Spacing Factor is 1 unless specified otherwise

Letter positions												Series/Size		
Letter spacings are to start of next letter												Text Length		
S	t	-	J	a	m	e	s	2				D 2000		
5.9	4.4	2.7	1.1	6	4.9	4.6	6.8	4	2.8	12.8	4.1	5.9	54.2	
S	u	p	p	l	y	1	3						D 2000	
5.9	4.9	4.7	4.6	4.6	1.7	4.5	21.9	3.3	4.1	5.9			54.2	
L	u	m	b	e	r	t	o	n	8	1			D 2000	
5.9	4.4	4.7	7.1	4.3	4.4	2.5	2.8	4.6	3.5	9	5.3	1.5	5.9	54.2

FILENAME: r3324_sgn_guidesign NORTH CAROLINA D.O.T. SIGN DETAIL

<p>SIGN NUMBER: 304 TYPE: D QUANTITY: 1 SIGN WIDTH: 5'-6" HEIGHT: 2'-0" TOTAL AREA: 11.0 Sq.Ft. BORDER TYPE: FLUSH RECESS: 0" WIDTH: 0.75" RADIUS: 3" NO. Z BARS: LENGTH:</p>	<p>BACKG COLOR: Green COPY COLOR: White</p> <table border="1"> <tr><th>SYMBOL</th><th>X</th><th>Y</th><th>WID</th><th>HT</th></tr> <tr><td> </td><td> </td><td> </td><td> </td><td> </td></tr> <tr><td> </td><td> </td><td> </td><td> </td><td> </td></tr> <tr><td> </td><td> </td><td> </td><td> </td><td> </td></tr> <tr><td> </td><td> </td><td> </td><td> </td><td> </td></tr> <tr><td> </td><td> </td><td> </td><td> </td><td> </td></tr> <tr><td> </td><td> </td><td> </td><td> </td><td> </td></tr> <tr><td> </td><td> </td><td> </td><td> </td><td> </td></tr> <tr><td> </td><td> </td><td> </td><td> </td><td> </td></tr> <tr><td> </td><td> </td><td> </td><td> </td><td> </td></tr> <tr><td> </td><td> </td><td> </td><td> </td><td> </td></tr> </table> <p>MAT'L: 0.125" (3.2 mm) ALUMINUM</p>	SYMBOL	X	Y	WID	HT																																																			<p>DESIGN BY: EEW PROJECT ID: R-3324 CHECKED BY: DIV: 3 DATE: Oct 11, 2012</p>
SYMBOL	X	Y	WID	HT																																																					

USE NOTES: 1,2
1. Legend and border(except those that are colored black) shall be direct applied Grade C sheeting.
2. Background shall be Grade C reflective sheeting.
3. Shields: A, B, and C type arrows shall be on 0.032" (0.8mm) aluminum and demountable.


Spacing Factor is 1 unless specified otherwise

Letter positions												Series/Size		
Letter spacings are to start of next letter												Text Length		
S	o	u	t	h	p	o	r	t	4			D 2000		
6.7	4.7	4.6	4.2	3.1	4.7	4.3	4.6	2.5	2.4	13.1	4.5	6.7	52.6	
O	a	k	I	s	l	a	n	d	7				D 2000	
6.7	5.2	4.6	3.8	6	1.9	3.6	1.9	4.6	4.4	3.6	9	4.1	6.7	52.6

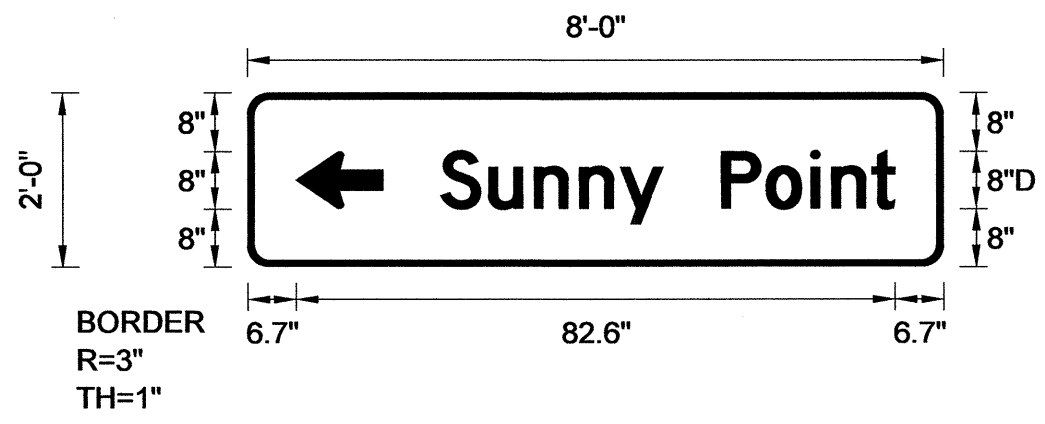
FILENAME: r3324_sgn_guidesign NORTH CAROLINA D.O.T. SIGN DETAIL

TYPE "D" SIGNS

R:\NOV-2012\0616
 R:\TIP\3324\Traffic\Signing\CADD\Signing Layout Plans\R-3324-1_sgn_guidesign.dgn
 11/5/12 10:47 AM
 ericward

TIP NO. R-3324	SHEET NO. SIGN-4E
APPROVED: <i>[Signature]</i>	
DATE: 11-5-12	
SEAL	
	

SIGN NUMBER: 305 TYPE: D QUANTITY: 1 SIGN WIDTH: 8'-0" HEIGHT: 2'-0" TOTAL AREA: 16.0 Sq.Ft. BORDER TYPE: FLUSH RECESS: 0" WIDTH: 1" RADII: 3" NO. Z BARS: 1 LENGTH:	BACKG COLOR: Green COPY COLOR: White <table border="1"> <tr> <th>SYMBOL</th> <th>X</th> <th>Y</th> <th>WID</th> <th>HT</th> </tr> <tr> <td>AR_Type D</td> <td>6.7</td> <td>8</td> <td>8</td> <td>12</td> </tr> </table>	SYMBOL	X	Y	WID	HT	AR_Type D	6.7	8	8	12	DESIGN BY: EEW PROJECT ID: R-3324 CHECKED BY: DIV: 3 DATE: Nov 01, 2012
SYMBOL	X	Y	WID	HT								
AR_Type D	6.7	8	8	12								



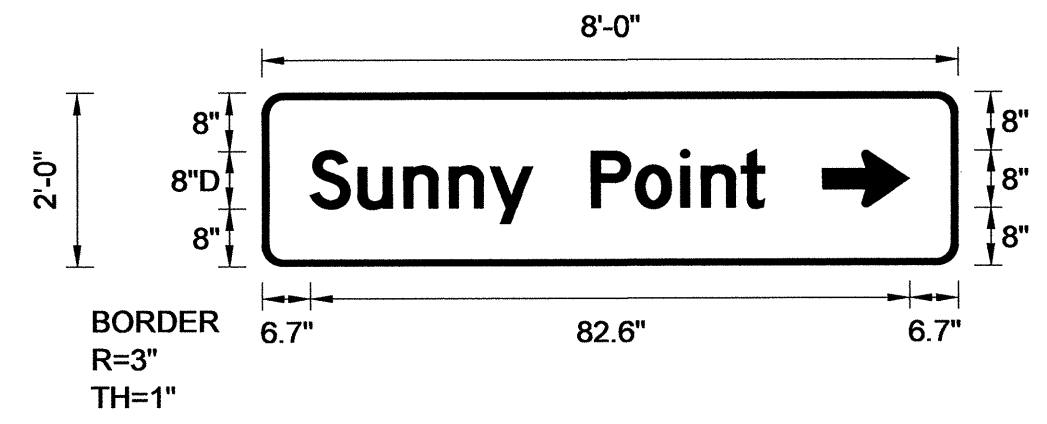
BORDER R=3" TH=1"

Spacing Factor is 1 unless specified otherwise

Letter spacings are to start of next letter													Series/Size
													D 2000
26.7	6.6	6.3	6.2	5.6	6	8	6.2	6.2	2.9	5.5	3.2	6.7	62.6

FILENAME: r3324_sgn_guidesign NORTH CAROLINA D.O.T. SIGN DETAIL

SIGN NUMBER: 306 TYPE: D QUANTITY: 1 SIGN WIDTH: 8'-0" HEIGHT: 2'-0" TOTAL AREA: 16.0 Sq.Ft. BORDER TYPE: FLUSH RECESS: 0" WIDTH: 1" RADII: 3" NO. Z BARS: 1 LENGTH:	BACKG COLOR: Green COPY COLOR: White <table border="1"> <tr> <th>SYMBOL</th> <th>X</th> <th>Y</th> <th>WID</th> <th>HT</th> </tr> <tr> <td>AR_Type D</td> <td>77.3</td> <td>8</td> <td>8</td> <td>12</td> </tr> </table>	SYMBOL	X	Y	WID	HT	AR_Type D	77.3	8	8	12	DESIGN BY: EEW PROJECT ID: R-3324 CHECKED BY: DIV: 3 DATE: Nov 01, 2012
SYMBOL	X	Y	WID	HT								
AR_Type D	77.3	8	8	12								



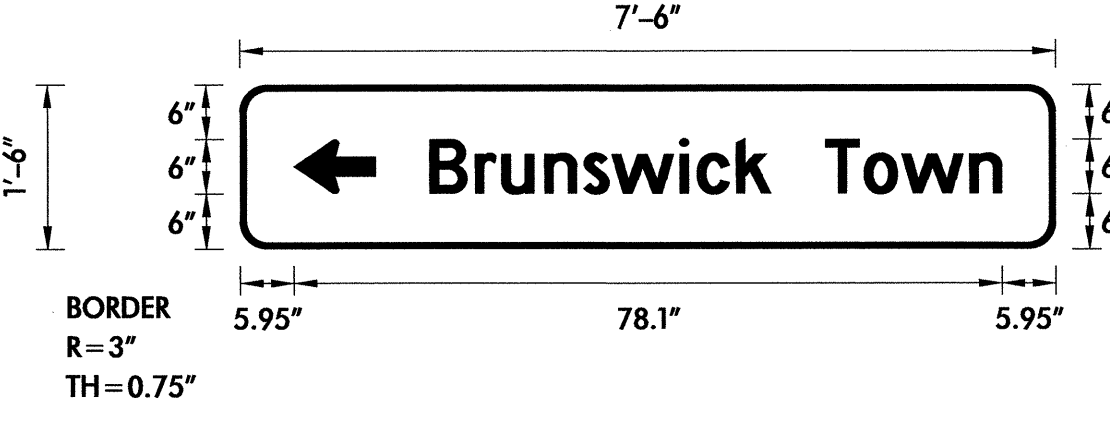
BORDER R=3" TH=1"

Spacing Factor is 1 unless specified otherwise

Letter spacings are to start of next letter													Series/Size
													D 2000
6.7	6.6	6.3	6.2	5.6	6	8	6.2	6.2	2.9	5.5	3.2	26.7	62.6

FILENAME: r3324_sgn_guidesign NORTH CAROLINA D.O.T. SIGN DETAIL

SIGN NUMBER: 307,308,309 TYPE: D QUANTITY: 1 SIGN WIDTH: 7'-6" HEIGHT: 1'-6" TOTAL AREA: 11.3 Sq.Ft. BORDER TYPE: FLUSH RECESS: 0" WIDTH: 0.75" RADII: 3" NO. Z BARS: 1 LENGTH:	BACKG COLOR: Brown COPY COLOR: White <table border="1"> <tr> <th>SYMBOL</th> <th>X</th> <th>Y</th> <th>WID</th> <th>HT</th> </tr> <tr> <td>AR_Type D</td> <td>5.9</td> <td>6</td> <td>6</td> <td>9</td> </tr> </table>	SYMBOL	X	Y	WID	HT	AR_Type D	5.9	6	6	9	DESIGN BY: EEW PROJECT ID: R-3324 CHECKED BY: DIV: 3 DATE: Nov 02, 2012
SYMBOL	X	Y	WID	HT								
AR_Type D	5.9	6	6	9								



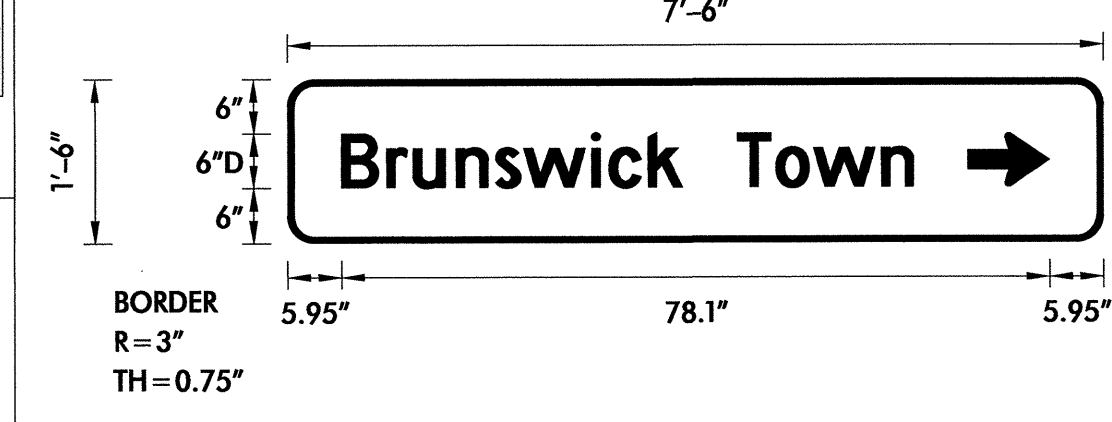
BORDER R=3" TH=0.75"

Spacing Factor is 1 unless specified otherwise

Letter spacings are to start of next letter													Series/Size			
													D 2000			
20.9	5	2.9	4.7	4.3	3.1	7.5	1.9	4.3	3.8	6	4.3	4.1	7.5	3.5	5.9	63.1

FILENAME: r3324_sgn_guidesign NORTH CAROLINA D.O.T. SIGN DETAIL

SIGN NUMBER: 310 TYPE: D QUANTITY: 1 SIGN WIDTH: 7'-6" HEIGHT: 1'-6" TOTAL AREA: 11.3 Sq.Ft. BORDER TYPE: FLUSH RECESS: 0" WIDTH: 0.75" RADII: 3" NO. Z BARS: 1 LENGTH:	BACKG COLOR: Brown COPY COLOR: White <table border="1"> <tr> <th>SYMBOL</th> <th>X</th> <th>Y</th> <th>WID</th> <th>HT</th> </tr> <tr> <td>AR_Type D</td> <td>75.1</td> <td>6</td> <td>6</td> <td>9</td> </tr> </table>	SYMBOL	X	Y	WID	HT	AR_Type D	75.1	6	6	9	DESIGN BY: EEW PROJECT ID: R-3324 CHECKED BY: DIV: 3 DATE: Nov 02, 2012
SYMBOL	X	Y	WID	HT								
AR_Type D	75.1	6	6	9								



BORDER R=3" TH=0.75"

Spacing Factor is 1 unless specified otherwise

Letter spacings are to start of next letter													Series/Size			
													D 2000			
5.9	5	2.9	4.7	4.3	3.1	7.5	1.9	4.3	3.8	6	4.3	4.1	7.5	3.5	20.9	63.1

FILENAME: r3324_sgn_guidesign NORTH CAROLINA D.O.T. SIGN DETAIL

TYPE "D" SIGNS

03-NOV-2012 09:17
 C:\Users\erichard\Documents\Projects\Traffic\Signing\CADD\Signing Layout Plans\R-3324-Traffic\Signing Layout Plans\Signs\Signs.dgn
 erichard

TIP NO. R-3324	SHEET NO. SIGN-4F
APPROVED: <i>[Signature]</i>	
DATE: 11-5-12	
SEAL	



SIGN NUMBER: 311 TYPE: D QUANTITY: 1 SIGN WIDTH: 7'-6" HEIGHT: 2'-6" TOTAL AREA: 18.8 Sq.Ft. BORDER TYPE: FLUSH RECESS: 0" WIDTH: 0.75" RADIUS: 3" NO. Z BARS: 1 LENGTH:	BACKG COLOR: Brown/Green COPY COLOR: White SYMBOL	DESIGN BY: EEW PROJECT ID: R-3324	CHECKED BY: DIV: 3	DATE: Nov 02, 2012
---	---	--------------------------------------	-----------------------	--------------------

Spacing Factor is 1 unless specified otherwise

Letter positions															Series/Size				
Letter spacings are to start of next letter															Text Length				
B	r	u	n	s	w	i	c	k	T	o	w	n	1	2	D 2000				
5.2	5	2.9	4.7	4.3	3.1	7.5	1.9	4.3	3.8	4.5	4.3	4.1	7.5	3.5	11	2.8	4.1	5.2	79.5
W	i	l	i	m	i	n	g	t	o	n	2	7	D 2000						
5.2	6.1	2.2	2.2	7.1	2.2	4.4	4.3	2.8	4.6	3.5	31	5.1	4.1	5.2	79.5				

FILENAME: r3324_sgn_guidesign NORTH CAROLINA D.O.T. SIGN DETAIL

SIGN NUMBER: 312 TYPE: D QUANTITY: 1 SIGN WIDTH: 8'-0" HEIGHT: 2'-6" TOTAL AREA: 20.0 Sq.Ft. BORDER TYPE: FLUSH RECESS: 0" WIDTH: 0.75" RADIUS: 3" NO. Z BARS: 1 LENGTH:	BACKG COLOR: Brown/Green COPY COLOR: White SYMBOL	DESIGN BY: EEW PROJECT ID: R-3324	CHECKED BY: DIV: 3	DATE: Nov 02, 2012
---	---	--------------------------------------	-----------------------	--------------------

Spacing Factor is 1 unless specified otherwise

Letter positions															Series/Size			
Letter spacings are to start of next letter															Text Length			
B	r	u	n	s	w	i	c	k	T	o	w	n	9	D 2000				
7.2	5	2.9	4.7	4.3	3.1	7.5	1.9	4.3	3.8	4.5	4.3	4.1	7.5	3.5	15.9	4.1	7.2	81.6
W	i	l	i	m	i	n	g	t	o	n	2	4	D 2000					
7.2	6.1	2.2	2.2	7.1	2.2	4.4	4.3	2.8	4.6	3.5	33	4.8	4.5	7.2	81.7			

FILENAME: r3324_sgn_guidesign NORTH CAROLINA D.O.T. SIGN DETAIL

SIGN NUMBER: 313 TYPE: D QUANTITY: 1 SIGN WIDTH: 9'-0" HEIGHT: 2'-0" TOTAL AREA: 18.0 Sq.Ft. BORDER TYPE: FLUSH RECESS: 0" WIDTH: 0.75" RADIUS: 3" NO. Z BARS: 1 LENGTH:	BACKG COLOR: Green COPY COLOR: White SYMBOL	DESIGN BY: EEW PROJECT ID: R-3324	CHECKED BY: DIV: 3	DATE: Nov 01, 2012
---	---	--------------------------------------	-----------------------	--------------------

Spacing Factor is 1 unless specified otherwise

Letter positions															Series/Size									
Letter spacings are to start of next letter															Text Length									
B	o	i	l	i	n	g	S	p	r	i	n	g	L	a	k	e	s	2	D 2000					
7.8	4.7	4.6	2.2	2.2	2.2	4.4	3.8	5	5	4.6	3	2.2	4.4	3.6	5	4.2	4.6	4.3	4	2.8	11.7	4.1	7.8	92.3
E	l	i	z	a	b	e	t	h	t	o	w	n	6	1	D 2000									
7.8	4.6	2.2	1.7	3.5	4.6	4.3	3.8	3.1	4.1	2.8	4.1	7.5	3.5	35.6	5.3	1.5	7.9	92.3						


FILENAME: r3324_sgn_guidesign NORTH CAROLINA D.O.T. SIGN DETAIL

TYPE "D" SIGNS

02-NOV-2012 09:17
 P:\TIPR-Projects\NR3324\Traffic\Signing\CAOD\Signing Layout\Plans\3324_sgn_guidesign.dgn
 ericward AT 11/24/12

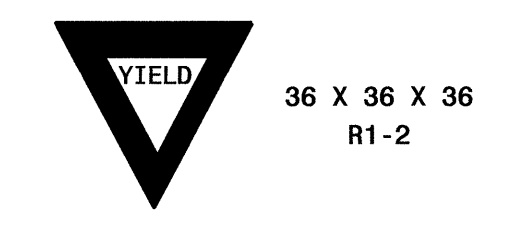
TIP NO. R-3324	SHEET NO. SIGN-4G
APPROVED: <i>[Signature]</i>	
DATE: 11-5-12	
SEAL	

401 QUANTITY REQ'D 4



30 X 36
R2-1
ONE "U" POST PER SIGN

412 QUANTITY REQ'D 4




36 X 36 X 36
R1-2
ONE "U" POST PER SIGN

428 QUANTITY REQ'D 2



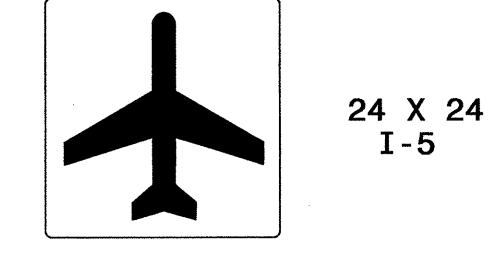
36 X 36
W9-1(L)
ONE "U" POST PER SIGN

444 QUANTITY REQ'D 2



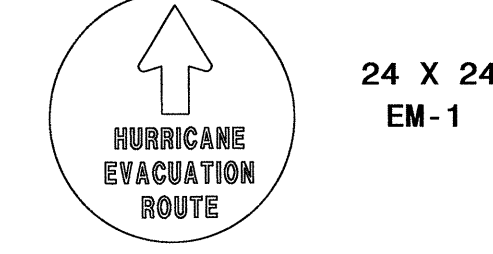
30 X 30
W1-2R
ONE "U" POST PER SIGN

485 QUANTITY REQ'D 3



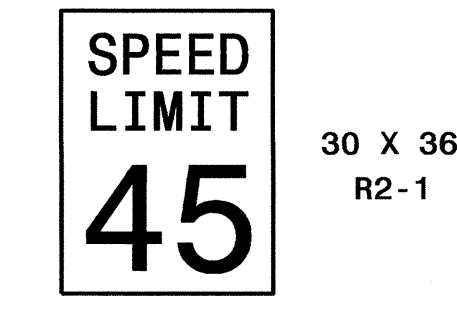
24 X 24
I-5
WHITE ON GREEN
ONE "U" POST PER SIGN
MOUNT BELOW SIGN 491
IN 1 INSTALLATION

491 QUANTITY REQ'D 1



24 X 24
EM-1
WHITE ON BLUE

402 QUANTITY REQ'D 8



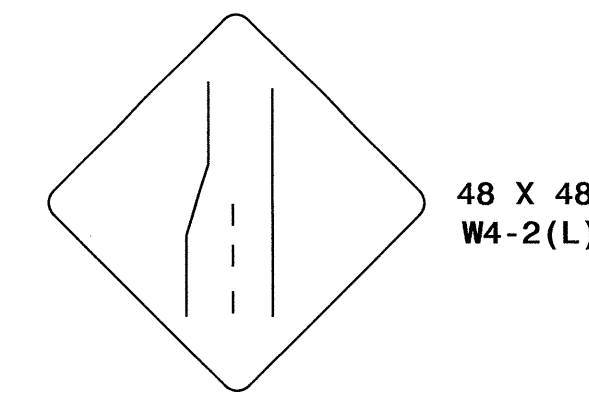
30 X 36
R2-1
ONE "U" POST PER SIGN

413 QUANTITY REQ'D 2



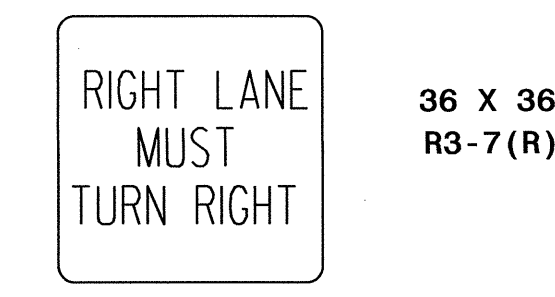
54 X 18
R6-1 (R)
TWO "U" POSTS PER SIGN

430 QUANTITY REQ'D 1




48 X 48
W4-2(L)
TWO "U" POSTS PER SIGN

455 QUANTITY REQ'D 1



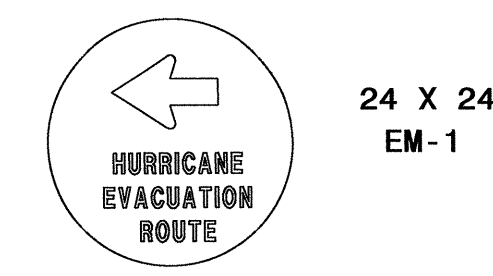
36 X 36
R3-7(R)
ONE "U" POST PER SIGN

486 QUANTITY REQ'D 1




21 X 15
M6-3
WHITE ON GREEN
MOUNT BELOW SIGN 485
IN 1 INSTALLATION

492 QUANTITY REQ'D 1



24 X 24
EM-1
WHITE ON BLUE

404 QUANTITY REQ'D 2



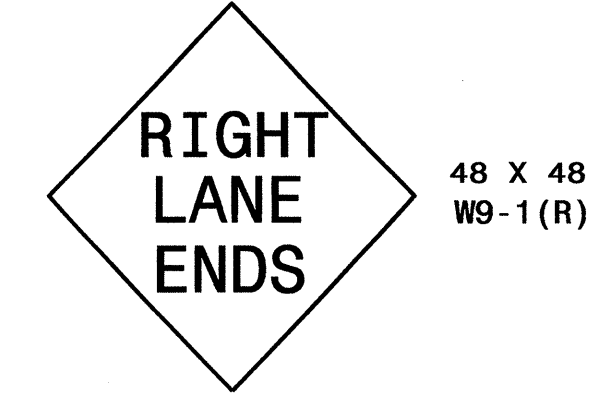
24 X 30
R2-1
ONE "U" POST PER SIGN

414 QUANTITY REQ'D 11



54 X 18
R6-1 (L)
TWO "U" POSTS PER SIGN

433 QUANTITY REQ'D 3




48 X 48
W9-1(R)
TWO "U" POSTS PER SIGN

456 QUANTITY REQ'D 1




36 X 36
R3-7(L)
ONE "U" POST PER SIGN

487 QUANTITY REQ'D 2




21 X 15
M6-1
WHITE ON GREEN
MOUNT BELOW SIGN 485
IN 2 INSTALLATIONS

494 QUANTITY REQ'D 1



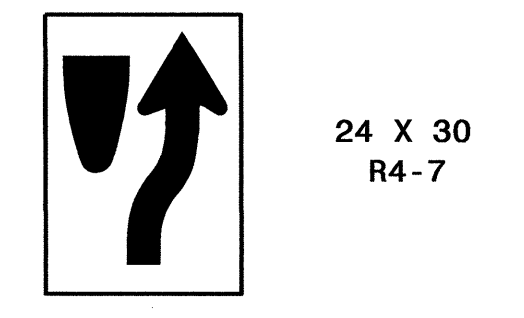
30 X 30
W1-2L
ONE "U" POST PER SIGN

408 QUANTITY REQ'D 6



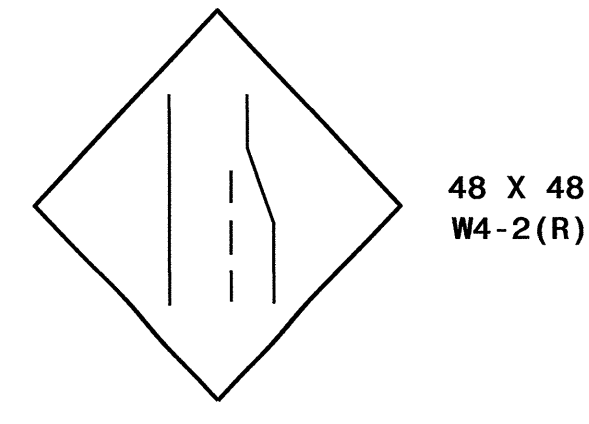
36 X 36
R1-1
ONE "U" POST PER SIGN
MOUNT BELOW SIGN 413
IN 2 INSTALLATIONS

416 QUANTITY REQ'D 18




24 X 30
R4-7
ONE "U" POST PER SIGN

435 QUANTITY REQ'D 2



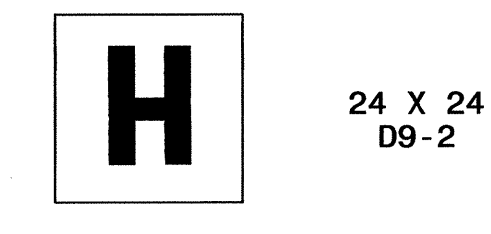
48 X 48
W4-2(R)
TWO "U" POSTS PER SIGN

462 QUANTITY REQ'D 2



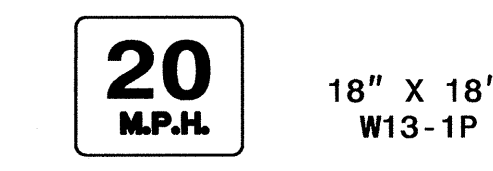
36 X 36
W12-1
ONE "U" POST PER SIGN

488 QUANTITY REQ'D 1



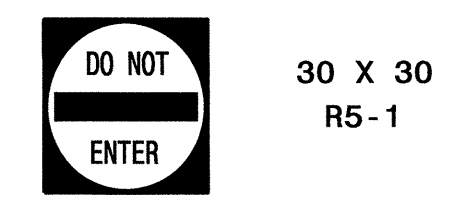
24 X 24
D9-2
WHITE ON BLUE
ONE "U" POST PER SIGN
MOUNT BELOW SIGN 492
IN 1 INSTALLATION

495 QUANTITY REQ'D 2




18" X 18"
W13-1P
MOUNT BELOW SIGN 444 & 494
IN 2 INSTALLATIONS

411 QUANTITY REQ'D 2




30 X 30
R5-1
ONE "U" POST PER SIGN

417 QUANTITY REQ'D 18



18 X 18
W23-15
MOUNT BELOW SIGN 416
IN 18 INSTALLATIONS

438 QUANTITY REQ'D 3



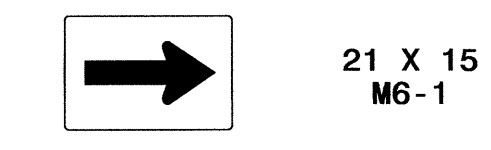
30 X 30
W3-3
ONE "U" POST PER SIGN

471 QUANTITY REQ'D 1



24 X 36
R3-9B
ONE "U" POST PER SIGN


489 QUANTITY REQ'D 1



21 X 15
M6-1
WHITE ON BLUE
MOUNT BELOW SIGN 488
IN 1 INSTALLATION

TYPE "E" SIGNS

02-NOV-2012 10:25
 P:\TIP\CO\Beck324\Traffic\Signing\CA00\Signing Layout Plans\R-3324_sgn_title.dgn
 ericward AT TEL247895



501 514
 SOUTH 1-24 X 12
 211 1-24 X 24

ONE "U" POST PER SIGN

506 540
 NORTH 1-24 X 12
 87 1-24 X 24

ONE "U" POST PER SIGN

510 545
 JCT 1-21 X 15
 211 1-24 X 24

ONE "U" POST PER SIGN

513
 NORTH TO 2-24 X 12
 211 17 2-24 X 24
 ↑ ↑ 2-21 X 15
 SOUTH NORTH 2-24 X 12
 133 133 2-24 X 24
 ↙ ↘ 2-21 X 15

TWO "U" POSTS PER SIGN

516
 TO NORTH 2-24 X 12
 17 133 2-24 X 24
 ↙ ↑ 2-21 X 15
 NORTH SOUTH 2-24 X 12
 211 211 2-24 X 24
 ↙ ↘ 2-21 X 15

TWO "U" POSTS PER SIGN

519
 SOUTH 1-24 X 12
 211 1-24 X 24
 ↑ 1-21 X 15
 NORTH SOUTH 2-24 X 12
 133 133 2-24 X 24
 ↙ ↘ 2-21 X 15

TWO "U" POSTS PER SIGN

502 507
 NORTH 1-24 X 12
 211 1-24 X 24

ONE "U" POST PER SIGN

508
 NORTH TO 2-24 X 12
 133 17 2-24 X 24
 ↑ → 2-21 X 15
 SOUTH NORTH 2-24 X 12
 211 211 2-24 X 24
 ← → 2-21 X 15

TWO "U" POSTS PER SIGN

511 537
 NORTH 1-24 X 12
 133 1-24 X 24

ONE "U" POST PER SIGN

503
 SOUTH NORTH 2-24 X 12
 211 211 2-24 X 24
 ← → 2-21 X 15

TWO "U" POSTS PER SIGN

512
 NORTH TO 2-24 X 12
 211 17 2-24 X 24
 ↑ ↑ 2-21 X 15
 SOUTH NORTH 2-24 X 12
 133 133 2-24 X 24
 ← → 2-21 X 15

TWO "U" POSTS PER SIGN

515
 TO NORTH 2-24 X 12
 17 133 2-24 X 24
 ← ↑ 2-21 X 15
 NORTH SOUTH 2-24 X 12
 211 211 2-24 X 24
 ← → 2-21 X 15

TWO "U" POSTS PER SIGN

517 529
 SOUTH 1-24 X 12
 133 1-24 X 24

ONE "U" POST PER SIGN

520 521 522 526 541
 JCT 1-21 X 15
 133 1-24 X 24

ONE "U" POST PER SIGN

504
 NORTH SOUTH 2-24 X 12
 87 87 2-24 X 24
 ← → 2-21 X 15

TWO "U" POSTS PER SIGN

509
 NORTH TO 2-24 X 12
 133 17 2-24 X 24
 ↑ → 2-21 X 15
 SOUTH NORTH 2-24 X 12
 211 211 2-24 X 24
 ↙ ↘ 2-21 X 15

TWO "U" POSTS PER SIGN

505 533
 SOUTH 1-24 X 12
 87 1-24 X 24

ONE "U" POST PER SIGN

518
 SOUTH 1-24 X 12
 211 1-24 X 24
 ↑ 1-21 X 15
 NORTH SOUTH 2-24 X 12
 133 133 2-24 X 24
 ← → 2-21 X 15

TWO "U" POSTS PER SIGN

TYPE "F" SIGNS

02-NOV-2016 10:23
 P:\TIPR\3324\Traffic\Signing\CADD\Signing Layout Plans\R-3324-sgn-title.dgn
 ericward AT 11/24/16



523

NORTH 1-24 X 12

87 1-24 X 24

↑ 1-21 X 15

SOUTH NORTH 2-24 X 12

133 133 2-24 X 24

↶ ↑ 2-21 X 15

TWO "U" POSTS PER SIGN

527

SOUTH SOUTH 2-24 X 12

87 133 2-24 X 24

↑ ↷ 2-21 X 15

TWO "U" POSTS PER SIGN

532

NORTH 1-24 X 12

133 1-24 X 24

EM-1 1-24 X 24

↶ HURRICANE EVACUATION ROUTE 1-21 X 15

NORTH SOUTH 2-24 X 12

87 87 2-24 X 24

↶ ↷ 2-21 X 15

TWO "U" POSTS PER SIGN

536

NORTH NORTH 2-24 X 12

87 133 2-24 X 24

↑ ↷ 2-21 X 15

HURRICANE EVACUATION ROUTE EM-1 2-24 X 24

TWO "U" POSTS PER SIGN

543

NORTH SOUTH 2-24 X 12

133 133 2-24 X 24

↶ ↑ 2-21 X 15

TWO "U" POSTS PER SIGN

528

SOUTH SOUTH 2-24 X 12

87 133 2-24 X 24

↑ ↷ 2-21 X 15

TWO "U" POSTS PER SIGN

539

SOUTH 1-24 X 12

133 1-24 X 24

↶ 1-21 X 15

SOUTH NORTH 2-24 X 12

87 87 2-24 X 24

↶ ↷ 2-21 X 15

TWO "U" POSTS PER SIGN

544

SOUTH 1-24 X 12

87 1-24 X 24

133 1-24 X 24

ONE "U" POST PER SIGN

524

NORTH 1-24 X 12

87 1-24 X 24

↑ HURRICANE EVACUATION ROUTE 1-21 X 15

EM-1 1-24 X 24

SOUTH NORTH 2-24 X 12

133 133 2-24 X 24

↶ ↑ 2-21 X 15

TWO "U" POSTS PER SIGN

530 538

JCT 1-21 X 15

87 1-24 X 24

ONE "U" POST PER SIGN

534

NORTH SOUTH 2-24 X 12

211 211 2-24 X 24

↶ ↷ 2-21 X 15

TWO "U" POSTS PER SIGN

542

SOUTH 1-24 X 12

87 1-24 X 24

↑ 1-21 X 15

NORTH SOUTH 2-24 X 12

133 133 2-24 X 24

↶ ↑ 2-21 X 15

TWO "U" POSTS PER SIGN

531

NORTH 1-24 X 12

133 1-24 X 24

↶ 1-21 X 15

NORTH SOUTH 2-24 X 12

87 87 2-24 X 24

↶ ↷ 2-21 X 15

TWO "U" POSTS PER SIGN

535

NORTH NORTH 2-24 X 12

87 133 2-24 X 24

↑ ↷ 2-21 X 15

TWO "U" POSTS PER SIGN

525

NORTH 1-24 X 12

87 1-24 X 24

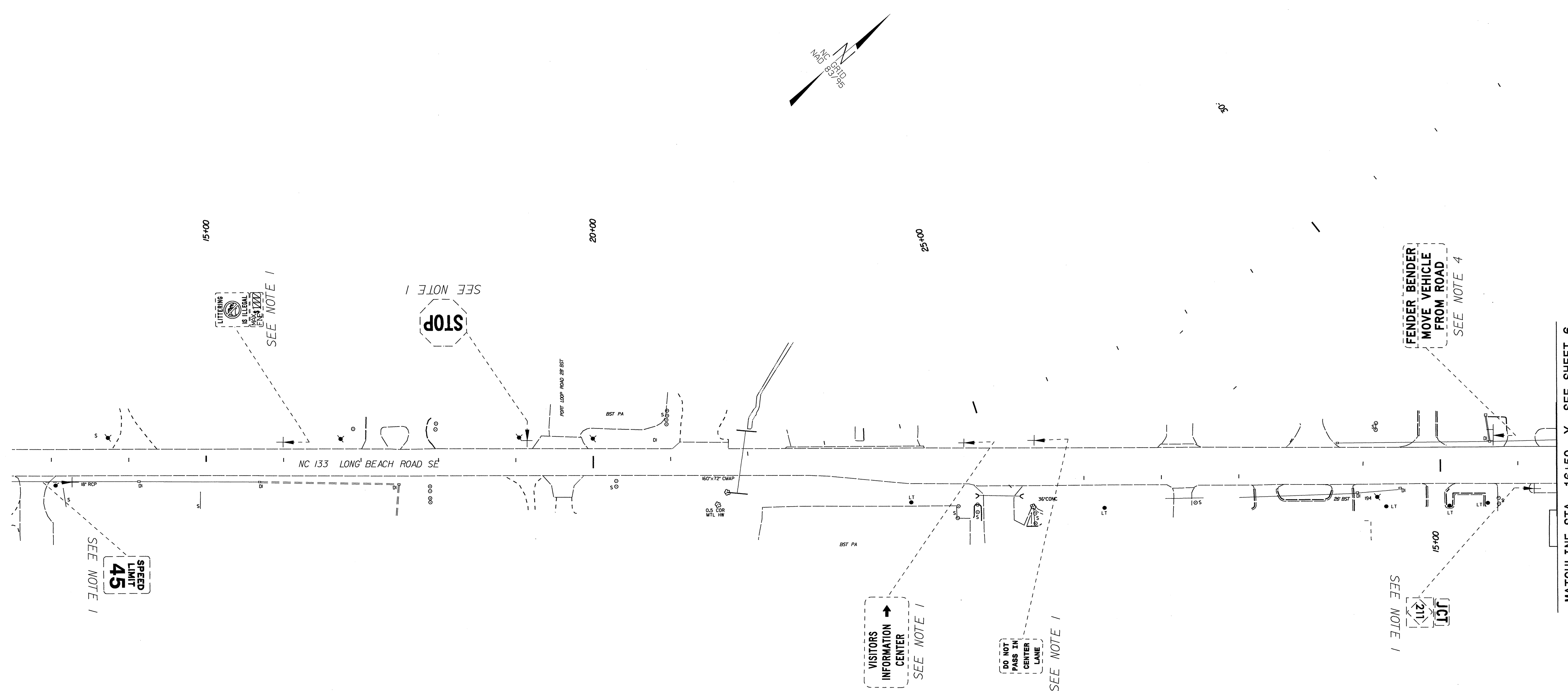
133 1-24 X 24

ONE "U" POST PER SIGN

TYPE "F" SIGNS

05-NOV-2012 10:08
 P:\TIPProj\3324\Traffic\Signing\CADD\Signing Layout\Plans\R-3324_sgn-tt1e.dgn
 e:\toward

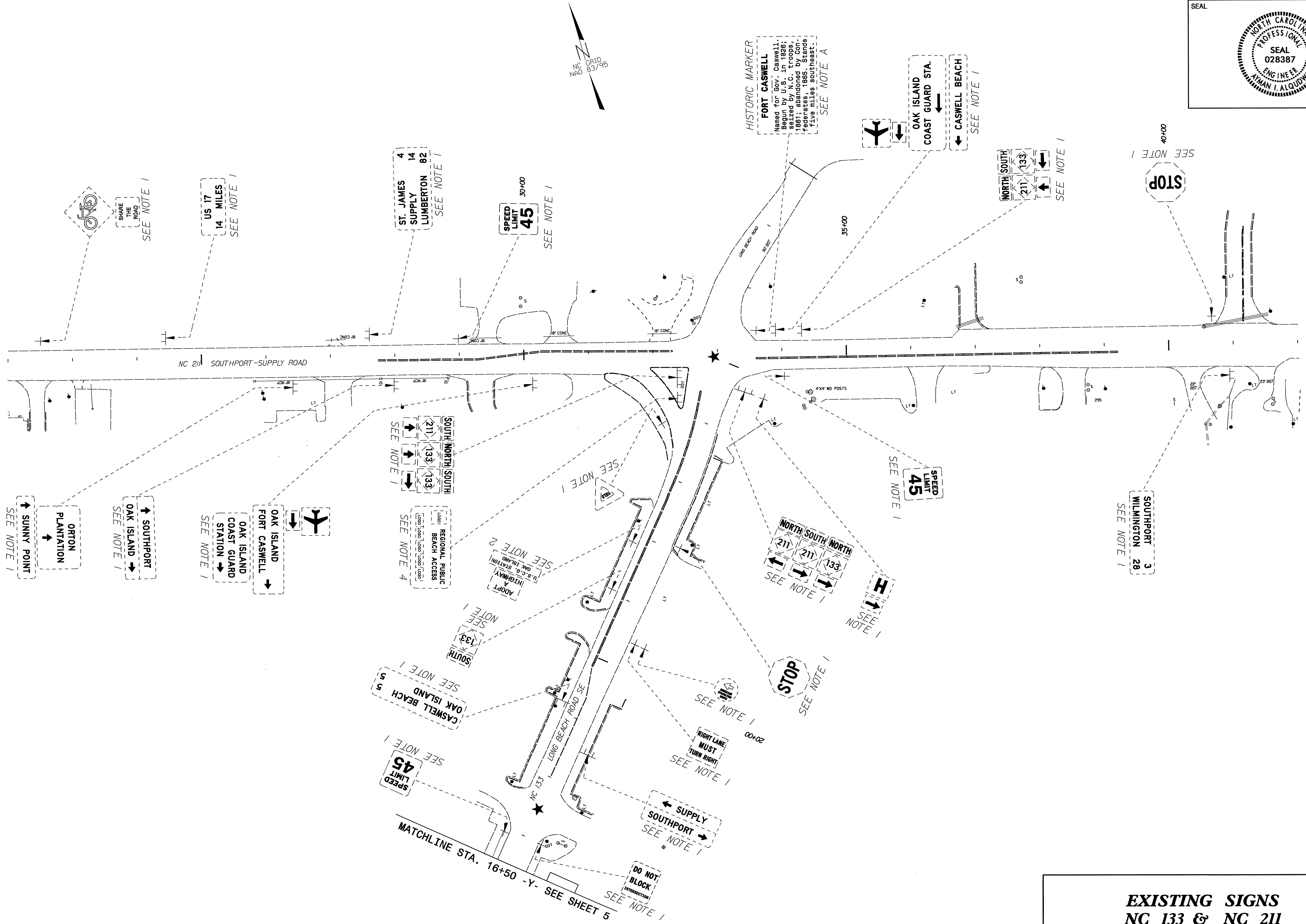
TIP NO. R-3324	SHEET NO. SIGN-5
APPROVED: <i>[Signature]</i>	
DATE: 11-5-12	
SEAL	



EXISTING SIGNS
NC 133
-L- STA. 13+00 TO -Y- STA. 16+50

02-NOV-2012 10:31
 P:\TIP\Projects\R-3324\Traffic\Signing\CADD\Signing Layout Plans\R-3324-sgn-psh5.dgn
 erloward AT 11/24/12

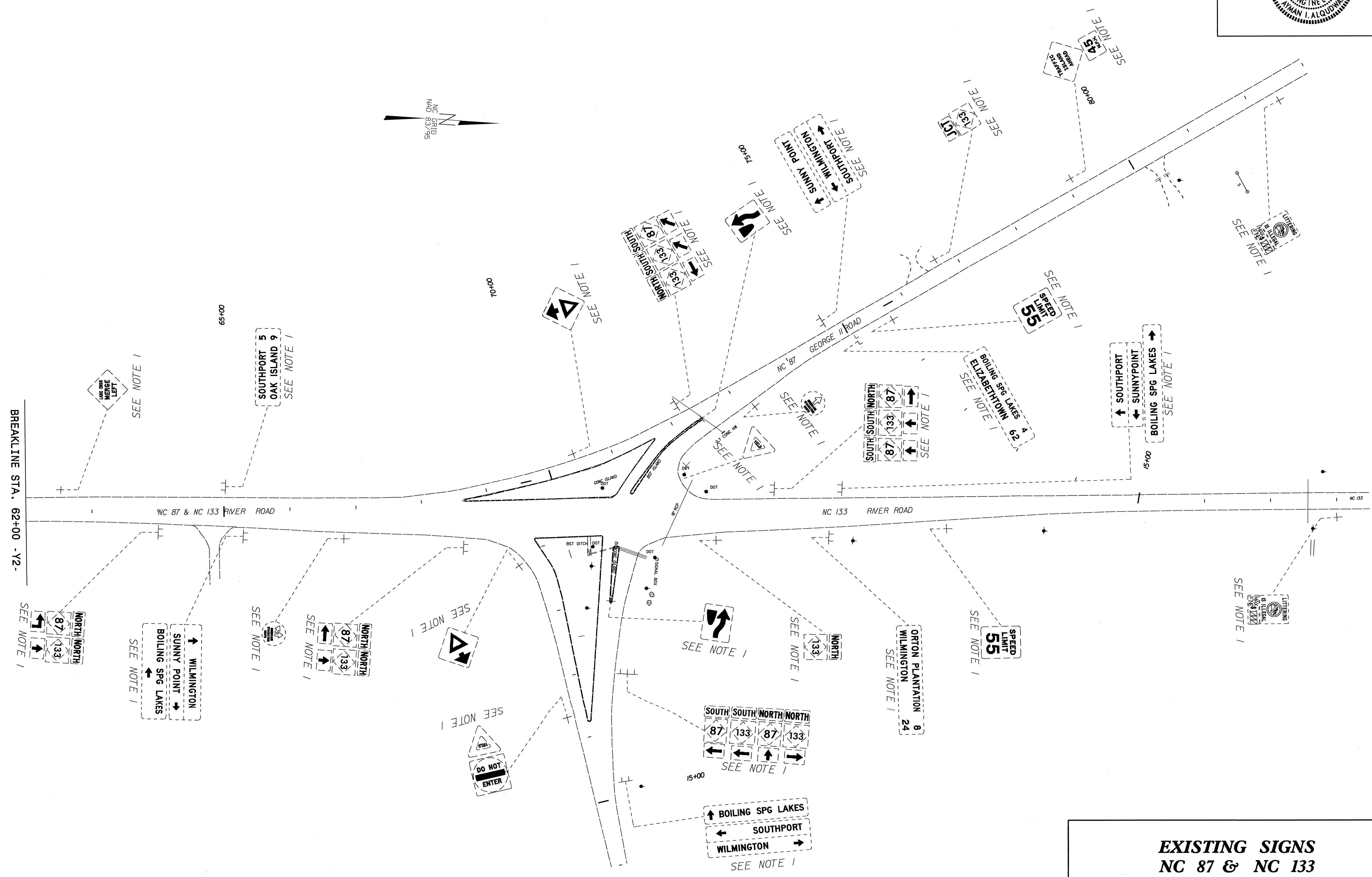
TIP NO. R-3324	SHEET NO. SIGN-6
APPROVED: <i>[Signature]</i>	
DATE: 11-5-12	
SEAL	



**EXISTING SIGNS
NC 133 & NC 211**

05-NOV-2012 10:32 AM C:\p1\3324\Traffic\Signing\CADD\Signing Layout Plans\R-3324-1.sgn-psht6.dgn
 Eric Ward
 11/5/12 10:32 AM

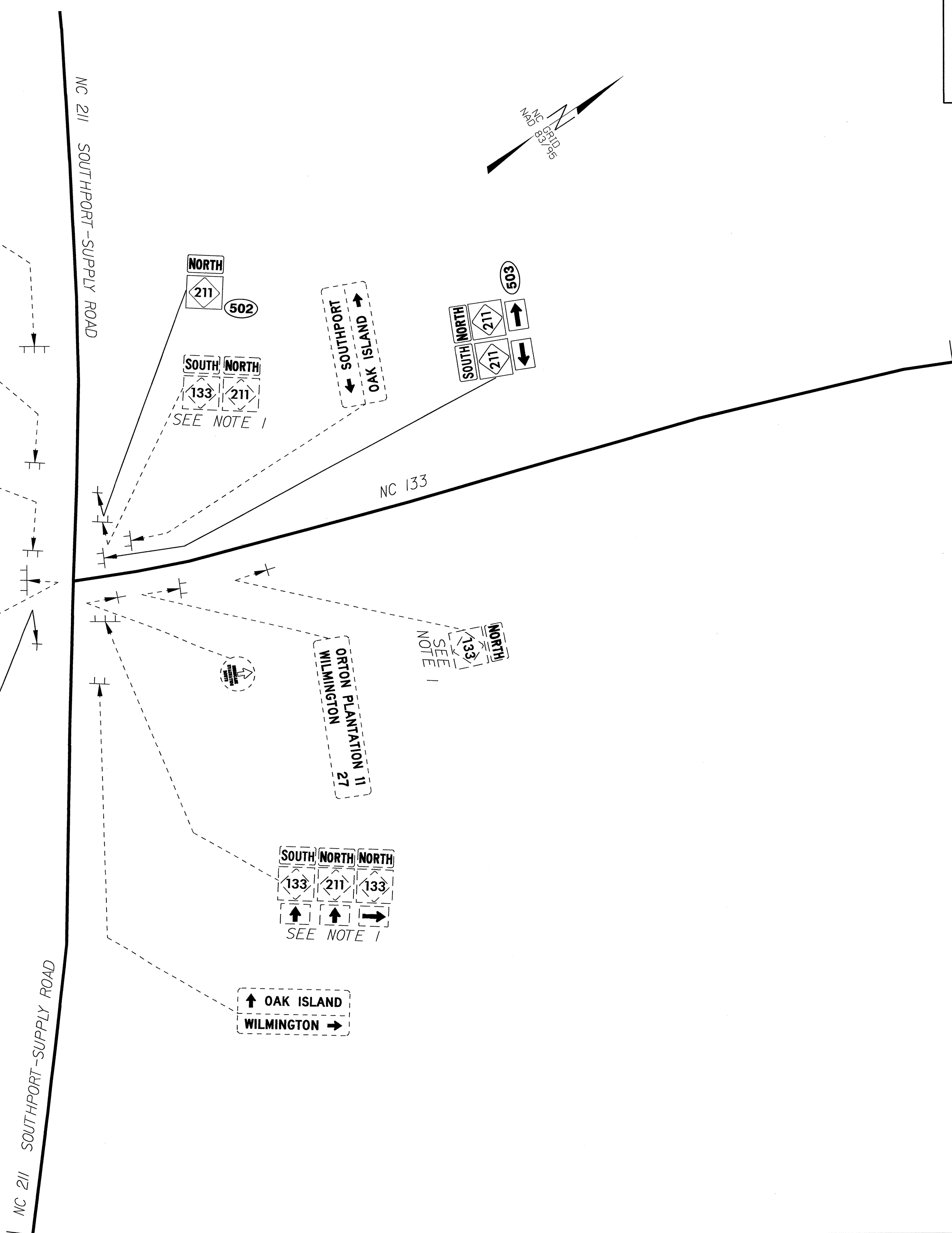
TIP NO. R-3324	SHEET NO. SIGN-7
APPROVED: <i>[Signature]</i>	
DATE: 11-5-12	
SEAL	



**EXISTING SIGNS
NC 87 & NC 133**


05-NOV-2012 09:53
 C:\Users\pjohnson\Documents\Projects\3324\Traffic\Signing\Layout\Plans\R-3324-sgn-ph7.dgn
 Project: 11-24-12
 etoward

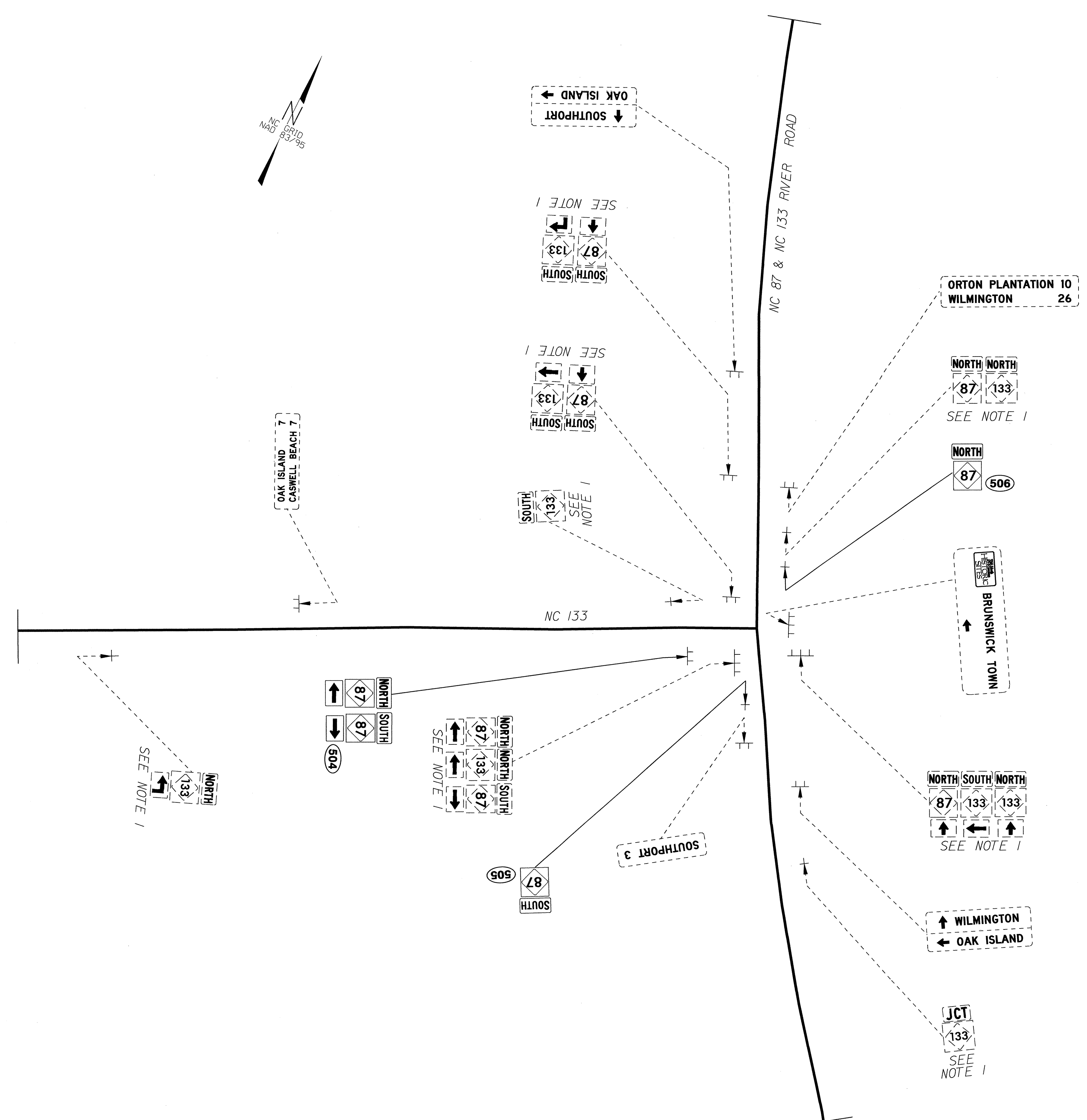
TIP NO. R-3324	SHEET NO. SIGN-8
APPROVED: <i>[Signature]</i>	
DATE: 11-5-12	
SEAL	



**EXISTING & PROPOSED SIGNS
NC 211 & NC 133**

02-NOV-2012 11:21
 P:\TIP\3324\Beck\Traffic\Signing\CADD\Signing Layout Plans\R-3324_sgn_psh8.dgn
 ericward AT TE247905

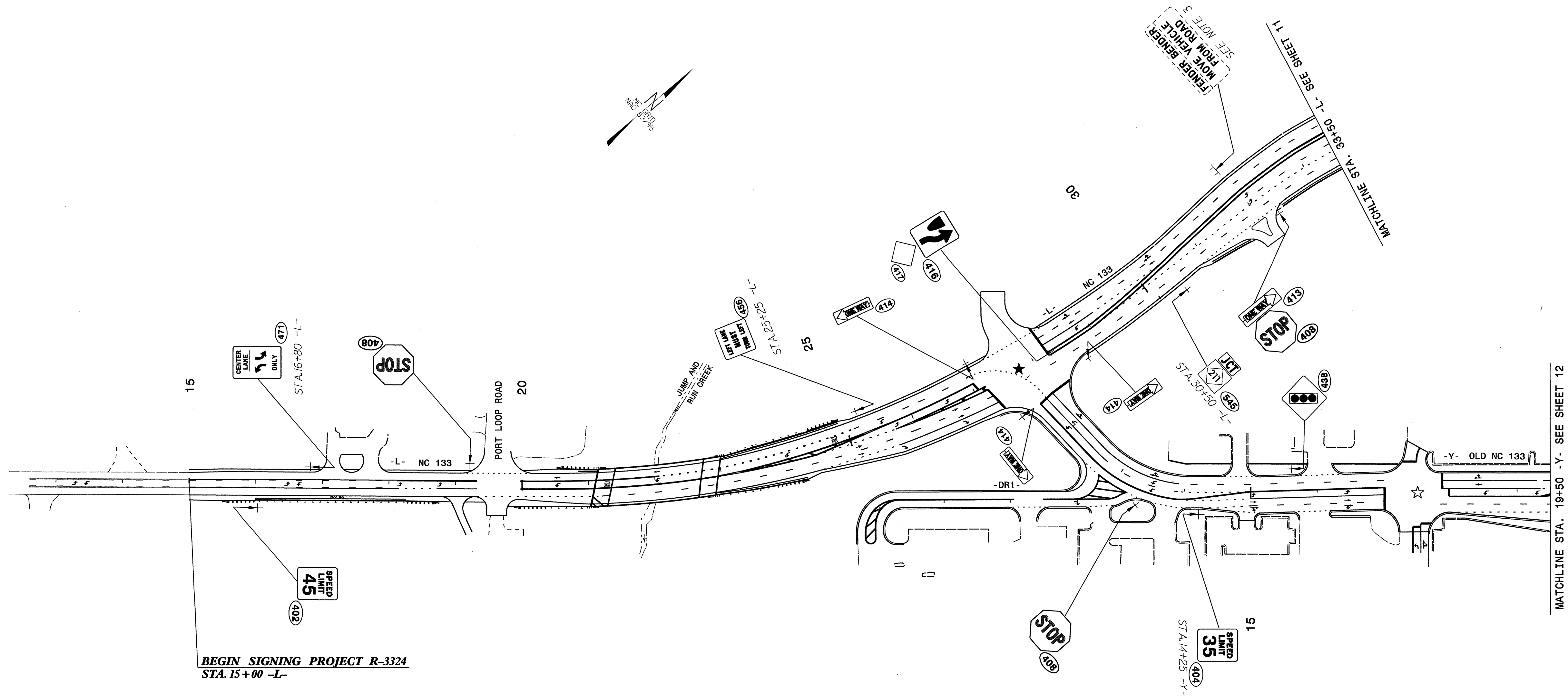

TIP NO. R-3324	SHEET NO. SIGN-9
APPROVED: <i>[Signature]</i>	
DATE: 11-5-12	
SEAL	
	



**EXISTING & PROPOSED SIGNS
NC 87 & NC 133**

02-NOV-2012 11:20
 P:\TIP\p\ec\12-11-12\AR3324\Traffic\Signing\CADD\Signing Layout Plans\AR-3324-sgn-ph9.dgn
 ericward AT 12/24/12


TIP NO. R-3324	SHEET NO. SIGN-10
APPROVED: <i>[Signature]</i>	
DATE: 11-5-12	
SEAL	

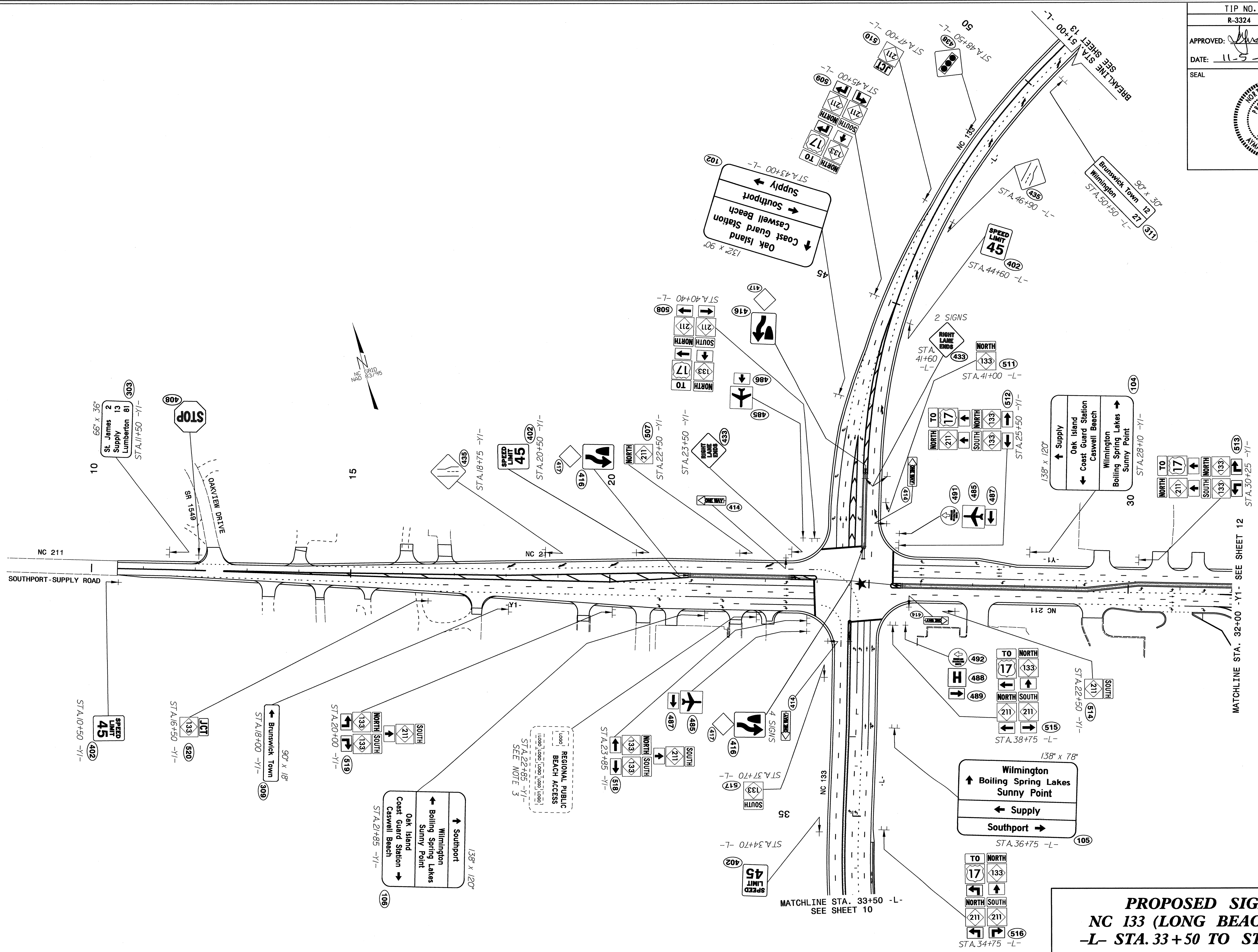


BEGIN SIGNING PROJECT R-3324
STA. 15+00 -L-

PROPOSED SIGNS
NC 133 (LONG BEACH RD)
-L- STA. 15+00 TO STA. 33+50

02-NOV-2012 11:20
 P:\TIP\Projects\R-3324\Traffic\Signing\CADD\Signing Layout Plans\R-3324_sgn_pah10.dgn
 ericward - AT 1247595

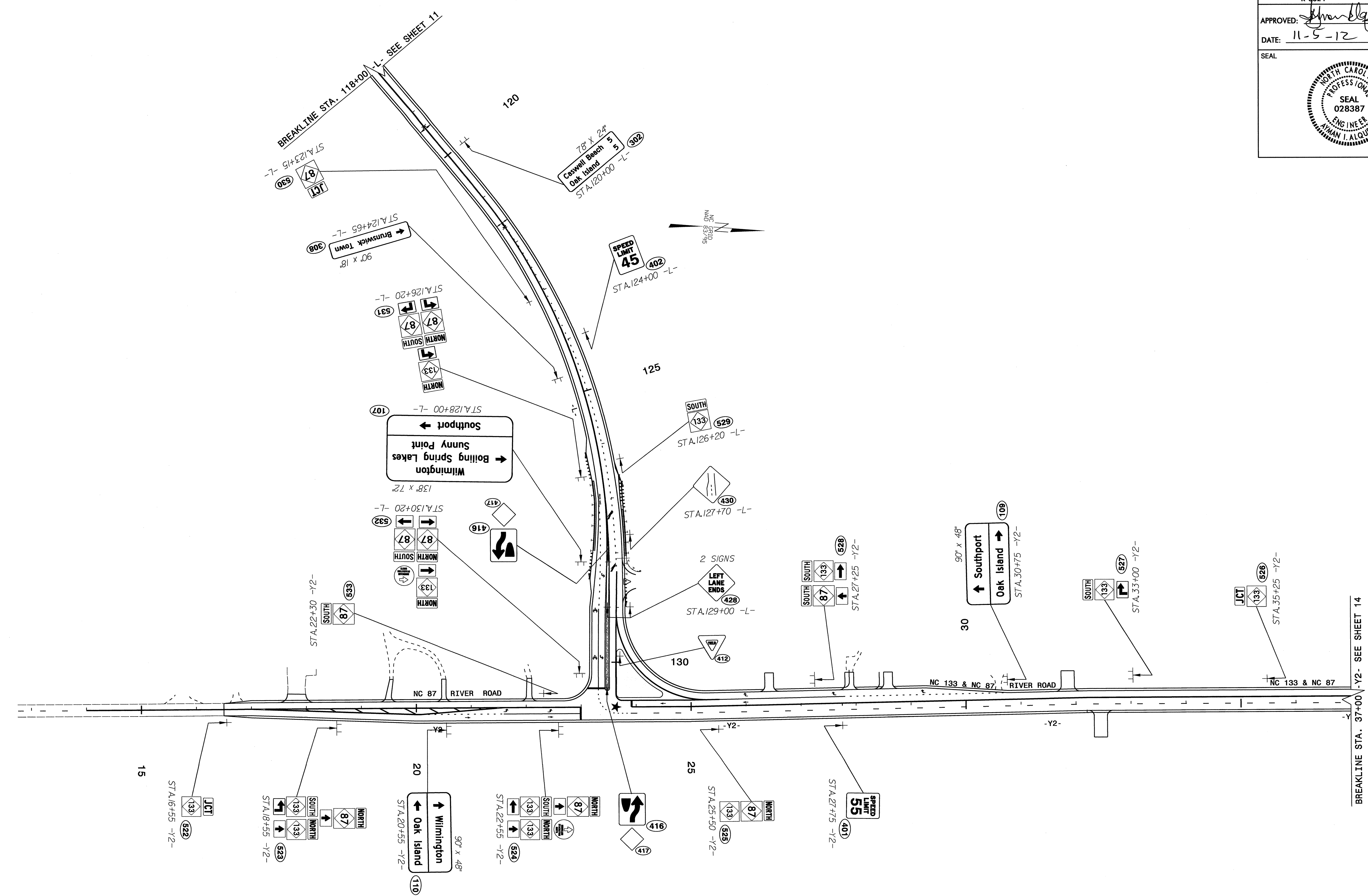
TIP NO. R-3324	SHEET NO. SIGN-11
APPROVED: <i>[Signature]</i>	
DATE: 11-5-12	
SEAL	
	



PROPOSED SIGNS
NC 133 (LONG BEACH RD)
-L- STA. 33+50 TO STA. 51+00

02-NOV-2012 10:56:58 R:\3324\Tr-aff\c\Signing\CADD\Signing Layout\Plans\R-3324-sgn-psh11.dgn
 User: g...
 PLOT: 11/5/12 10:56:58 AM


TIP NO. R-3324	SHEET NO. SIGN-13
APPROVED: <i>[Signature]</i>	
DATE: 11-5-12	
SEAL	

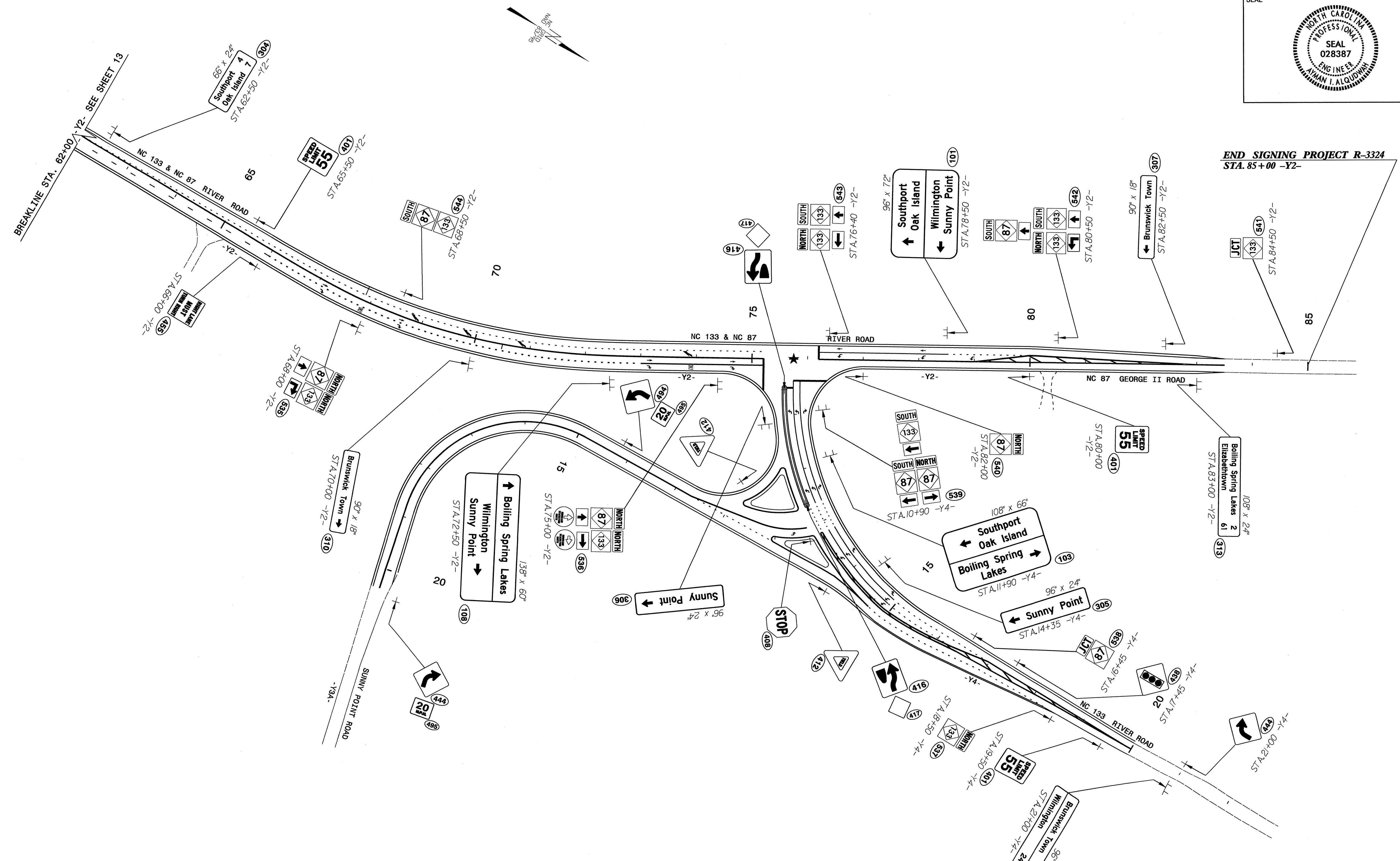


PROPOSED SIGNS
NC 133 / NC 87
-L- STA. 118+00 TO STA. 130+81

05-NOV-2012 10:43
 P:\TIP\Projects\R-3324\Traffic\Signing\CADD\Signing Layout\Plans\R-3324_sgn_psh13.dgn
 ericward AT 12/27/05

TIP NO. R-3324	SHEET NO. SIGN-14
APPROVED: <i>[Signature]</i>	
DATE: 11-5-12	
SEAL	





END SIGNING PROJECT R-3324
 STA. 85+00 -Y2-

PROPOSED SIGNS
 NC 87 / NC 133
 -Y2- STA. 62+00 TO STA. 85+00

05-NOV-2012 10:42
 P:\TIP\Projects\R-3324\Traffic\Signing\CADD\Signing_Layout_Plans\R-3324_sgn_psh14_REV.dgn
 erickward AT 12/24/05