

**STATE OF NORTH CAROLINA
DEPARTMENT OF TRANSPORTATION**

TIP NO. B-2948	SHEET NO. SIGN-1
APPROVED:	
DATE: 8/13/12	
SEAL	

**SIGNING PLAN
CUMBERLAND COUNTY**

**LOCATION: BRIDGE NO. 78 OVER LITTLE ROCKFISH CREEK AND
APPROACHES ON SR 1104 (STRICKLAND BRIDGE ROAD)**

T.I.P.: B-2948

CONTRACT: C203017

SUMMARY OF QUANTITIES

ITEM NO.		ITEM DESCRIPTION	QUANTITY	UNIT
DESC. NO.	SECT. NO.			
4025000000	901	CONTRACTOR FURNISHED, TYPE E SIGN.....	9	S.F.
4072000000	903	SUPPORTS, 3 LB STEEL U-CHANNEL.....	27	L.F.
4102000000	904	SIGN ERECTION, TYPE E.....	1	EA.
4155000000	907	DISPOSAL OF SIGN SYSTEM, U-CHANNEL.....	6	EA.
4158000000	907	DISPOSAL OF SIGN SYSTEM, WOOD.....	1	EA.
4192000000	907	DISPOSAL OF SUPPORT, U-CHANNEL.....	1	EA.
4116100000	904	SIGN ERECTION, RELOCATE SIGN TYPE E.....	1	EA.

GENERAL NOTES

- . SIGNS FURNISHED BY CONTRACTOR
- . IF REMOVAL OR RELOCATION OF SIGNS ON PRIVATE STREET (NON-STATE MAINTAINED) IS REQUIRED DUE TO CONSTRUCTION, THE CONTRACTOR SHALL INFORM THE ENGINEER. THE WORK WILL BE COMPLETED BY OTHERS.
- . WHEN NOT STATIONED OR DIMENSIONED ON PLANS, ALL 'E' AND 'F' SIGNS SHALL BE FIELD LOCATED BY THE ENGINEER
- . WHEN EXISTING SIGNS ARE REMOVED AND INSTALLED ON NEW SUPPORTS, THE RE-ERECTION SHALL IMMEDIATELY FOLLOW THE REMOVAL.
- . THE BACKGROUND FOR TYPE E & F SIGNS SHALL BE TYPE C REFLECTIVE SHEETING.
- . SEE ROADWAY PLANS FOR GUARD/GUIDE RAIL DETAILS.


ROADWAY STANDARD DRAWING

THE FOLLOWING ROADWAY STANDARDS AS APPEAR IN "ROADWAY STANDARD DRAWINGS" - PROJECT SERVICES UNIT - N.C. DEPARTMENT OF TRANSPORTATION - RALEIGH, N.C., DATED JANUARY 2012 ARE APPLICABLE TO THIS PROJECT AND BY REFERENCE HEREBY ARE CONSIDERED A PART OF THESE PLANS:

- | | |
|--------|--|
| 904.10 | ORIENTATION OF GROUND MOUNTED SIGNS |
| 904.50 | MOUNTING OF TYPE 'D', 'E' AND 'F' SIGNS ON 'U' CHANNEL POSTS |

TYPE E SIGN

(401) QUANTITY REQ'D 1



36" X 36"
R1-1


ONE "U" POST PER SIGN

INDEX

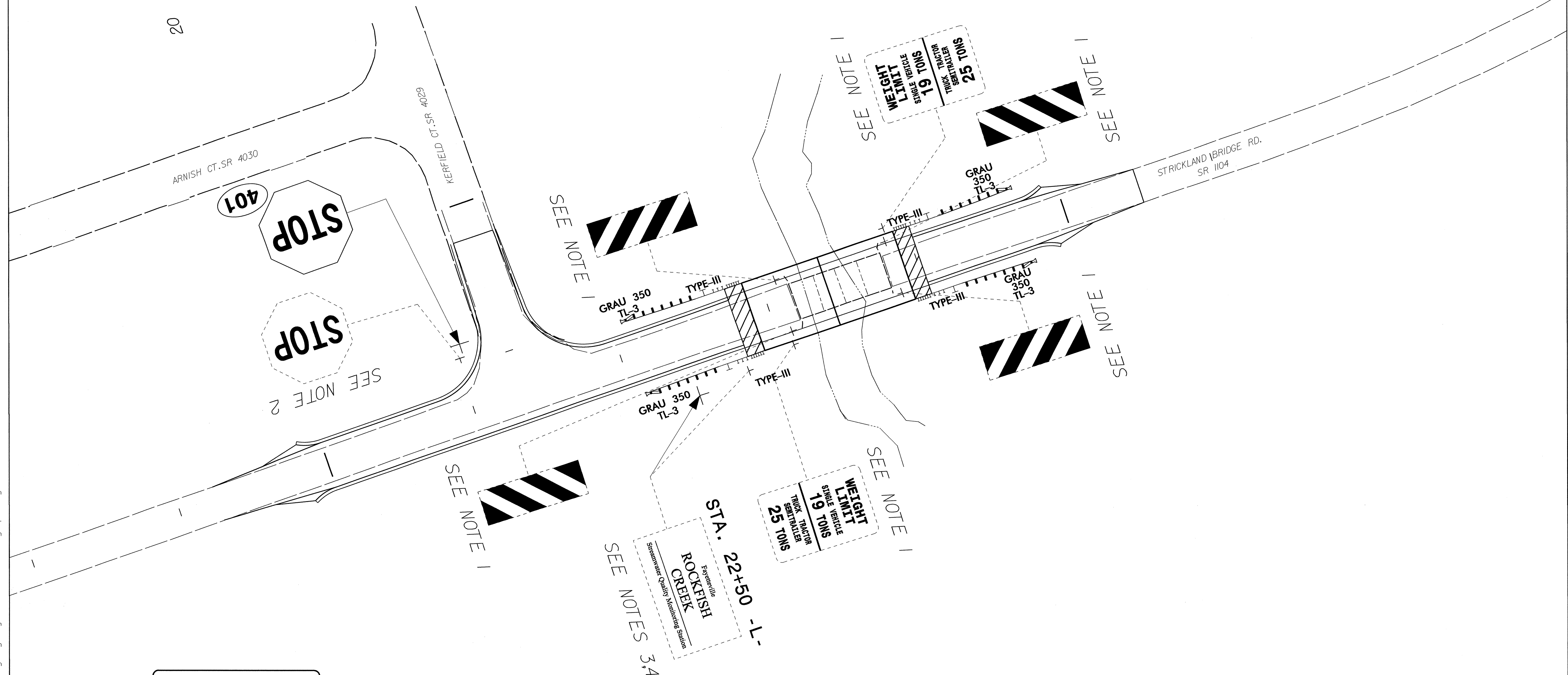
SHEET NO.	DESCRIPTION
SIGN-1	TITLE SHEET
SIGN-2	SIGN DETAIL SHEET

PLAN PREPARED BY: N.C.D.O.T. SIGNING AND DELINEATION UNIT

A. I. ALQUODWAH, P.E. SIGNING & DELINEATION REGIONAL ENGINEER
D. M. EATON SIGNING & DELINEATION PROJECT DESIGN ENGINEER



TIP NO. B-2948	SHEET NO. SIGN-2
APPROVED: <i>Ayman Alquodhi</i>	
DATE: 8/13/12	
SEAL	



PROJECT NOTES

1. DISPOSAL OF SIGN SYSTEM, U-CHANNEL
2. DISPOSAL OF SIGN SYSTEM, WOOD
3. DISPOSAL OF SUPPORT, U-CHANNEL
4. SIGN ERECTION, RELOCATE SIGN TYPE E

EXISTING AND PROPOSED SIGNS

89-AUG-2012 09:38
 P:\TIP-Projects\B-2948-Traffic\Signing\CADD\Signing Layout Plans\B2948_Sgn_psh1.dgn
 mason AT 11/27/08