

**STATE OF NORTH CAROLINA
DEPARTMENT OF TRANSPORTATION**

TIP NO. B-4656	SHEET NO. SIGN-1
APPROVED: <i>RW</i>	
DATE: 6/29/12	

**SIGNING PLAN
WAKE COUNTY**

**LOCATION: BRIDGES NO. 492 OVER SR 1012 (WESTERN BLVD)
ON SR 1011 (HILLSBOROUGH ST)**

ROADWAY STANDARD DRAWING

THE FOLLOWING ROADWAY STANDARDS AS APPEAR IN "ROADWAY STANDARD DRAWINGS" - PROJECT SERVICES UNIT - N.C. DEPARTMENT OF TRANSPORTATION - RALEIGH, N.C., DATED JANUARY 2012 ARE APPLICABLE TO THIS PROJECT AND BY REFERENCE HEREBY ARE CONSIDERED A PART OF THESE PLANS:

STD. NO.	TITLE
901.10	TYPE 'A' SIGNS
901.50	ARROWS AND SHIELDS
901.70	SIGN STRINGERS AND SUPPORT SPACING
901.80	SIGN MOUNTING DETAILS - FOR TYPE A AND TYPE B SIGNS
903.10	GROUND MOUNTED SIGN SUPPORTS (SHEETS 1 & 3)
904.10	ORIENTATION OF GROUND MOUNTED SIGNS
904.50	MOUNTING OF TYPE 'D', 'E' AND 'F' SIGNS ON 'U' CHANNEL POSTS

SUMMARY OF QUANTITIES

ITEM NO.		ITEM DESCRIPTION	QUANTITY	UNIT
DESC. NO.	SECT. NO.			
4054000000	902	PLAIN CONCRETE SIGN FOUNDATION.....	1	C.Y.
4060000000	903	SUPPORTS, BREAKAWAY STEEL BEAM.....	201	LB.
4072000000	903	SUPPORTS, 3 LB STEEL U-CHANNEL.....	1058	L.F.
4096000000	904	SIGN ERECTION, TYPE D.....	3	EA.
4102000000	904	SIGN ERECTION, TYPE E.....	44	EA.
4116100000	904	SIGN ERECTION, TYPE B (GROUND MOUNTED).....	1	EA.
4155000000	907	DISPOSAL OF SIGN SYSTEM, U-CHANNEL.....	34	EA.

GENERAL NOTES

- . SIGNS FURNISHED BY STATE
- . ALL TYPE 'D' SIGNS SHALL BE MOUNTED ON TWO U-CHANNEL POSTS UNLESS OTHERWISE INDICATED ON THE PLANS.
- . IF REMOVAL OR RELOCATION OF SIGNS ON PRIVATE STREET (NON-STATE MAINTAINED) IS REQUIRED DUE TO CONSTRUCTION, THE CONTRACTOR SHALL INFORM THE ENGINEER. THE WORK WILL BE COMPLETED BY OTHERS.
- . WHEN NOT STATIONED OR DIMENSIONED ON PLANS, ALL 'E' AND 'F' SIGNS SHALL BE FIELD LOCATED BY THE ENGINEER
- . ALL EXISTING SIGNS ON "U" CHANNEL POST WITHIN THE PROJECT LIMITS SHALL BE REMOVED AND DISPOSED OF UNLESS OTHERWISE NOTED ON PLANS.
- . WHEN EXISTING SIGNS ARE REMOVED AND INSTALLED ON NEW SUPPORTS, THE RE-ERECTION SHALL IMMEDIATELY FOLLOW THE REMOVAL.
- . THE BACKGROUND FOR TYPE E & F SIGNS SHALL BE TYPE C REFLECTIVE SHEETING.
- . DO NOT BEGIN FABRICATION FOR TYPES A & B SIGNS MOUNTED ON OVERHEAD STRUCTURES OR STEEL SUPPORTS UNTIL "S" DIMENSIONS HAVE BEEN FIELD VERIFIED.
- . SEE ROADWAY PLANS FOR GUARD/GUIDE RAIL DETAILS.

PAY ITEM NOTES


1	DISPOSAL OF SIGN SYSTEM, U-CHANNEL
---	------------------------------------

INDEX

SHEET NO.	DESCRIPTION
SIGN-1	TITLE SHEET
SIGN-2-2A	SUPPORT INFORMATION AND SIGN SUPPORT STANDARD
SIGN-3-3A	SIGN DESIGNS, E SHEET
SIGN-4-6	SIGN DETAIL SHEETS


PLAN PREPARED BY: N.C.D.O.T. SIGNING AND DELINEATION UNIT

SUSAN B. KUNZ SIGNING & DELINEATION REGIONAL ENGINEER
STACEY JOHNS SIGNING & DELINEATION DESIGN ENGINEER



T.I.P.: B-4656

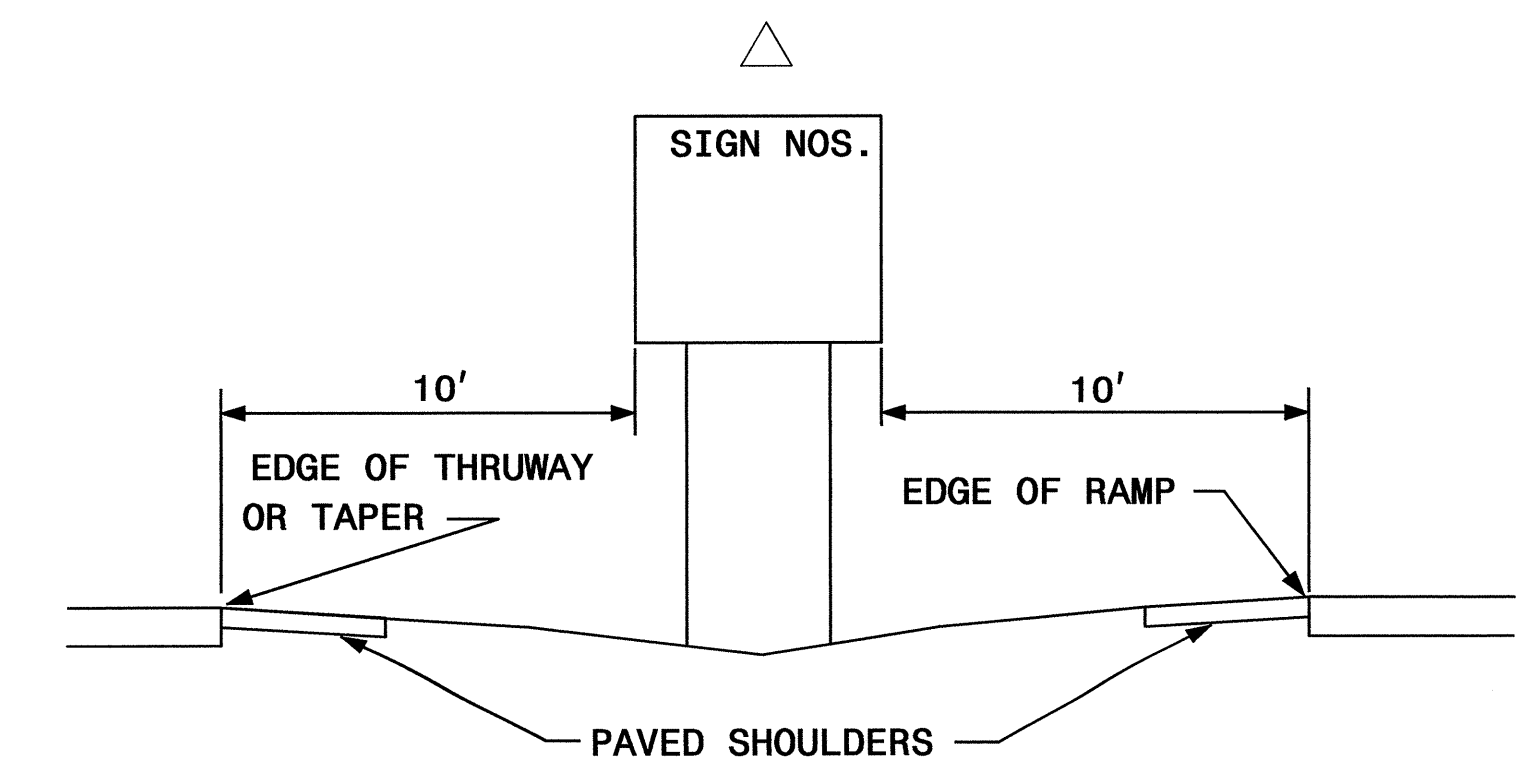
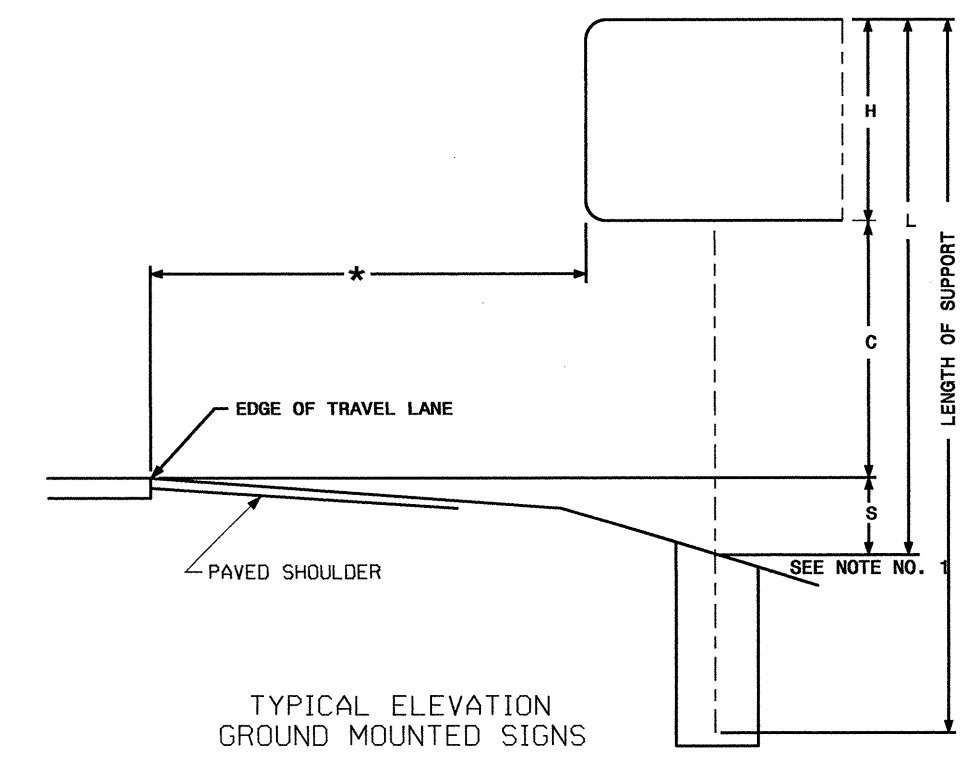
CONTRACT: C202235

TIP NO. B-4656	SHEET NO. SIGN-2
APPROVED: <i>RW 77</i>	
DATE: 6/29/12	
SEAL	
	

SIGN NO.	SIGN TYPE	SIGN SIZE (in.)		ROADWAY STATION	NO. OF SUP.	BEAM SECTION	SUPPORT TYPE	ATTACH METHOD	MOUNTING METHOD	HORIZ. CLR. (ft.)	LENGTH (ft)				LEFT SUPPORT (ft)			CENTER SUPPORT (ft)			RIGHT SUPPORT (ft)			FOOTING DIAMETER (ft.)	FOOTING DEPTH (ft.)	B/A SUPPORT WEIGHTS (lbs.)	SIMPLE SUPPORT WEIGHTS (lbs.)	REINF. FTGS. (c.y.)	PLAIN FTGS. (c.y.)	FIELD VERIFIED SEE NOTE 2 (mm/dd/yy)		
		w	x								h	SNS HT	MTG HT	EMBED-MENT	S	L	TOTAL LENGTH	S	L	TOTAL LENGTH	S	L	TOTAL LENGTH									
101	B	96	X42	20+50 -L2-	2	S3x5.7	BA	N/A	N/A	18.00	3.50	7.00	3.5	0.19	10.69	14.19	0.00	0.00	0.00	0.66	11.16	14.66	1	4	200.01	0.00	0.00	0.23				
																								TOTAL	TOTAL	TOTAL	TOTAL					
																								200.01	0.00	0.00	0.23					
																								USE:	201	0	0	1				

NOTES

- DIMENSION "S" REPRESENTS AN INCREASE (+), OR A DECREASE (-) IN POLE LENGTH, RELATIVE TO THE ELEVATION OF THE EDGE OF PAVEMENT.
- FIELD VERIFICATIONS SHALL BE REQUIRED FOR ALL SUPPORTS, SEE (*) ARTICLE 903-3. FABRICATORS SHALL BE AISC CERTIFIED IN CATEGORY 1. SEE (*) ARTICLE 1072-1. (*) = N.C.D.O.T. STANDARD SPECIFICATIONS FOR ROADS AND STRUCTURES
- PLAN LOCATIONS FOR EXISTING UTILITIES ARE BASED ON THE BEST AVAILABLE INFORMATION AND, THEREFORE MAY NOT BE PRECISELY ACCURATE. THEREFORE, IT IS INCUMBENT UPON THE CONTRACTOR TO DETERMINE THE EXACT LOCATION OF UTILITIES BEFORE BEGINNING WORK IN A LOCATION.



TYPE "A" AND TYPE "B" GROUND MOUNTED SIGNS

28 JUN 2012 07:32 B:\p\4656\Traffic\Signing\CADD\Signing Layout Plans\B-4656.Sgn_Rev\B-4656.Sgn-SGN.dgn
 s:\johns\at\1247957

TIP NO. B-4656	SHEET NO. SIGN-2A
APPROVED: <i>R.W.F.</i>	DATE: <i>6/29/12</i>
SEAL	

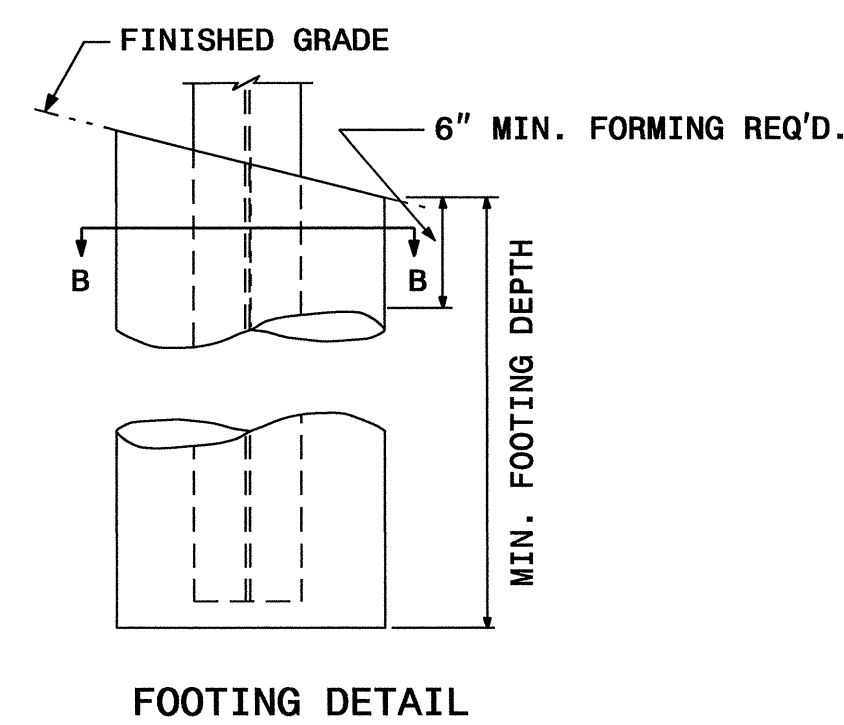
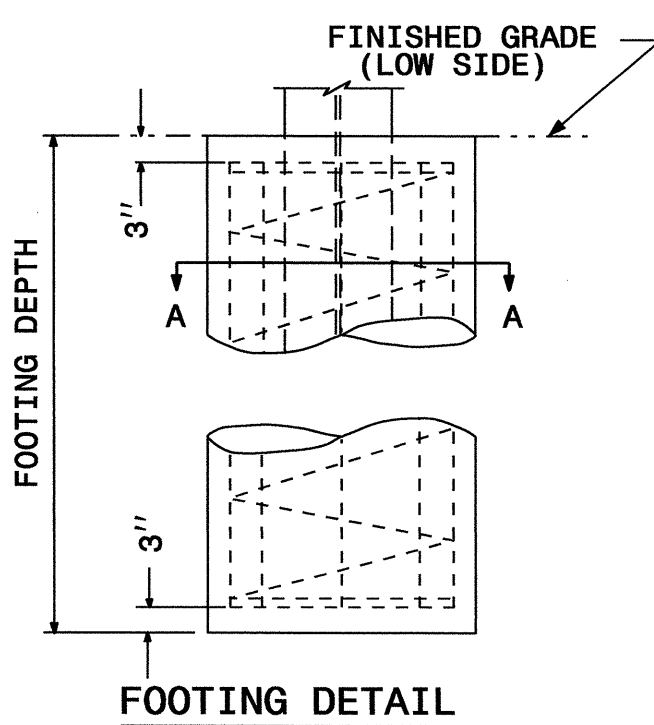
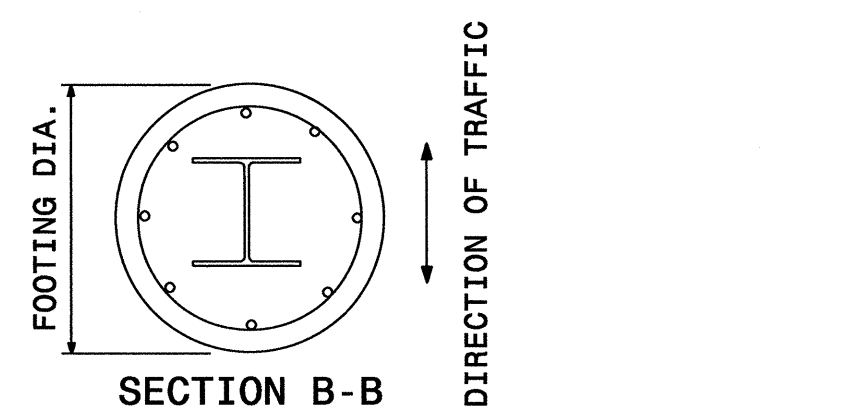
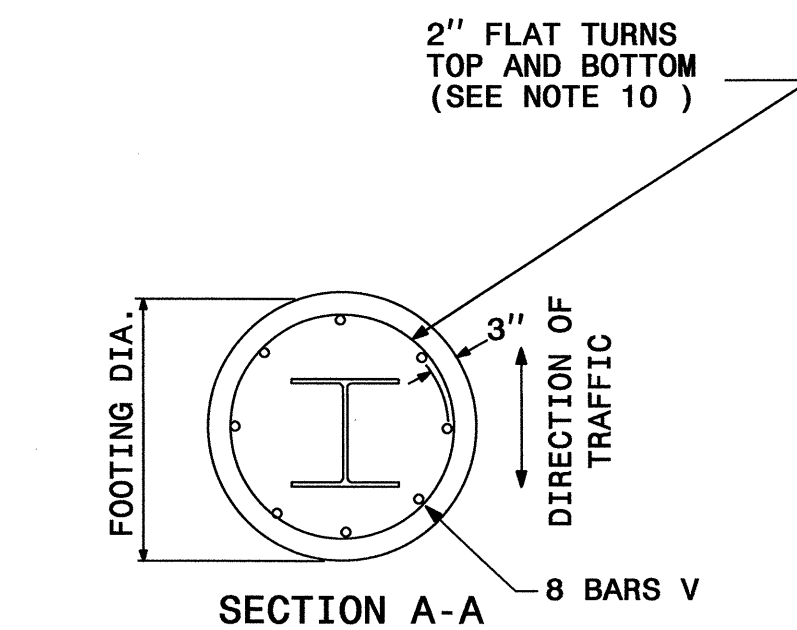
STATE OF NORTH CAROLINA
DEPT. OF TRANSPORTATION
DIVISION OF HIGHWAYS
RALEIGH, N.C.

1-12

ENGLISH DETAIL DRAWING FOR
GROUND MOUNTED SIGN SUPPORTS

SHEET 2 OF 3
903D10

BEAM SHAPE	BOLT SIZE	SLIP BASE PLATE DATA								KEEPER PLATE DATA								HINGE CONNECTION DATA								BREAK AWAY SUPPORT WEIGHT CONSTANT LBS.
		A ₁	B ₁	C ₁	D ₁	E ₁	T ₁	R ₁	A ₂	B ₂	C ₂	D ₂	E ₂	R ₂	T ₂	BOLT SIZE	F	G	H	I	J	K	L	R ₃	T ₃	
S3X5.7	1/2"DIA. X 3"	7"	4"	1"	3/4"	2 1/2"	1"	9/32"	7"	4"	1"	3/4"	2 1/2"	9/32"	28 GAUGE	1/2"DIA. X 1 1/4"	2 1/4"	3 1/2"	4"	1/2"	1"	1/2"	2"	9/32"	3/8"	18
S4X7.7	1/2"DIA. X 3"	8"	4"	1"	3/4"	2 1/2"	1"	9/32"	8"	4"	1"	3/4"	2 1/2"	9/32"	28 GAUGE	1/2"DIA. X 1 1/4"	2 5/8"	3 1/2"	4"	1/2"	1"	1/2"	2"	9/32"	3/8"	20
W6X9	1/2"DIA. X 3"	10"	5"	1"	3/4"	3 1/2"	1"	9/32"	10"	5"	1"	3/4"	3 1/2"	9/32"	28 GAUGE	1/2"DIA. X 1 1/4"	4"	3 1/2"	4"	3/4"	1"	1/2"	2"	9/32"	3/8"	32
W6X12	5/8"DIA. X 3 3/4"	11"	5"	1 1/4"	7/8"	3 1/4"	1 1/4"	1 1/32"	11"	5"	1 1/4"	7/8"	3 1/4"	1 1/32"	28 GAUGE	5/8"DIA. X 2 1/4"	4"	4"	4 1/2"	3/4"	1 1/8"	5/8"	2 1/4"	1 1/32"	3/8"	39
W6X16	5/8"DIA. X 3 3/4"	12"	6"	1 1/4"	7/8"	4 1/4"	1 1/2"	1 1/32"	12"	6"	1 1/4"	7/8"	4 1/4"	1 1/32"	28 GAUGE	5/8"DIA. X 2 1/2"	4"	4"	4 1/2"	3/4"	1 1/8"	5/8"	2 1/4"	1 1/32"	1/2"	47
W8X18	5/8"DIA. X 4 1/4"	13 1/2"	6 1/2"	1 1/4"	7/8"	4 3/4"	1 1/2"	1 1/32"	13 1/2"	6 1/2"	1 1/4"	7/8"	4 3/4"	1 1/32"	28 GAUGE	5/8"DIA. X 2 1/2"	5 1/4"	4"	4 1/2"	1"	1 1/8"	5/8"	2 1/4"	1 1/32"	1/2"	70
W8X21	3/4"DIA. X 4 1/4"	14"	7"	1 1/2"	1"	5"	1 1/2"	1 3/32"	14"	7"	1 1/2"	1"	5"	1 3/32"	28 GAUGE	3/4"DIA. X 2 3/4"	5 1/4"	6"	7"	1"	1 3/4"	3/4"	3 1/2"	1 3/32"	1/2"	73
W10X22	3/4"DIA. X 4 1/4"	16"	8"	1 1/2"	1"	6"	1 1/2"	1 3/32"	16"	8"	1 1/2"	1"	6"	1 3/32"	28 GAUGE	3/4"DIA. X 2 3/4"	5 3/4"	6"	7"	1"	1 3/4"	3/4"	3 1/2"	1 3/32"	1/2"	119
W10X26	3/4"DIA. X 4 3/4"	16 1/2"	8"	1 1/2"	1"	6"	1 3/4"	1 3/32"	16 1/2"	8"	1 1/2"	1"	6"	1 3/32"	28 GAUGE	3/4"DIA. X 2 3/4"	5 3/4"	6"	7"	1"	1 3/4"	3/4"	3 1/2"	1 3/32"	5/8"	140
W12X26	3/4"DIA. X 4 3/4"	18 1/2"	9"	1 1/2"	1"	7"	1 3/4"	1 3/32"	18 1/2"	9"	1 1/2"	1"	7"	1 3/32"	28 GAUGE	3/4"DIA. X 2 3/4"	6 1/2"	6"	7"	1"	1 3/4"	3/4"	3 1/2"	1 3/32"	5/8"	176
W14X30	1"DIA. X 5"	22"	9"	2"	1 1/2"	6"	2"	1 7/32"	22"	9"	2"	1 1/2"	6"	1 7/32"	28 GAUGE	1"DIA. X 3"	6 3/4"	7"	8"	1 1/4"	2"	1"	4"	1 7/32"	5/8"	205
W16X31	1"DIA. X 5"	24"	9"	2"	1 1/2"	6"	2"	1 7/32"	24"	9"	2"	1 1/2"	6"	1 7/32"	28 GAUGE	1"DIA. X 3 1/4"	5 1/2"	7"	8"	1 1/4"	2"	1"	4"	1 7/32"	3/4"	223
W18X35	1"DIA. X 5"	25"	9"	2"	1 1/2"	6"	2"	1 7/32"	25"	9"	2"	1 1/2"	6"	1 7/32"	28 GAUGE	1"DIA. X 3 1/4"	6"	7"	8"	1 1/4"	2"	1"	4"	1 7/32"	3/4"	243
W18X40	1"DIA. X 5 1/2"	26"	9"	2"	1 1/2"	6"	2 1/4"	1 7/32"	26"	9"	2"	1 1/2"	6"	1 7/32"	28 GAUGE	1"DIA. X 3 3/4"	6"	7"	8"	1 1/4"	2"	1"	4"	1 7/32"	7/8"	278
W21X44	1"DIA. X 5 1/2"	29"	9"	2"	1 1/2"	6"	2 1/2"	1 7/32"	29"	9"	2"	1 1/2"	6"	1 7/32"	28 GAUGE	1"DIA. X 3 3/4"	6 1/2"	7"	8"	1 1/4"	2"	1"	4"	1 7/32"	7/8"	310



FOUNDATION DATA *		
FOOTING DIAMETER	REINFORCEMENT	SPIRAL BAR
1' 6"	8 # 6 BARS	#3 BAR, 6" PITCH
2'	8 # 7 BARS	#3 BAR, 6" PITCH
2' 6"	8 # 9 BARS	#3 BAR, 6" PITCH
3'	8 # 11 BARS	#3 BAR, 6" PITCH
3' 6"	8 # 12 BARS	#3 BAR, 6" PITCH
4'	8 # 14 BARS	#3 BAR, 6" PITCH

* FOUNDATION DIMENSIONS ARE SHOWN IN PLANS

STATE OF NORTH CAROLINA
DEPT. OF TRANSPORTATION
DIVISION OF HIGHWAYS
RALEIGH, N.C.


1-12

ENGLISH DETAIL DRAWING FOR
GROUND MOUNTED SIGN SUPPORTS

SHEET 2 OF 3
903D10

**REVISED SIGNING
ROADWAY STANDARD DRAWING**

APPROVED: *[Signature]*
 DATE: *[Signature]*



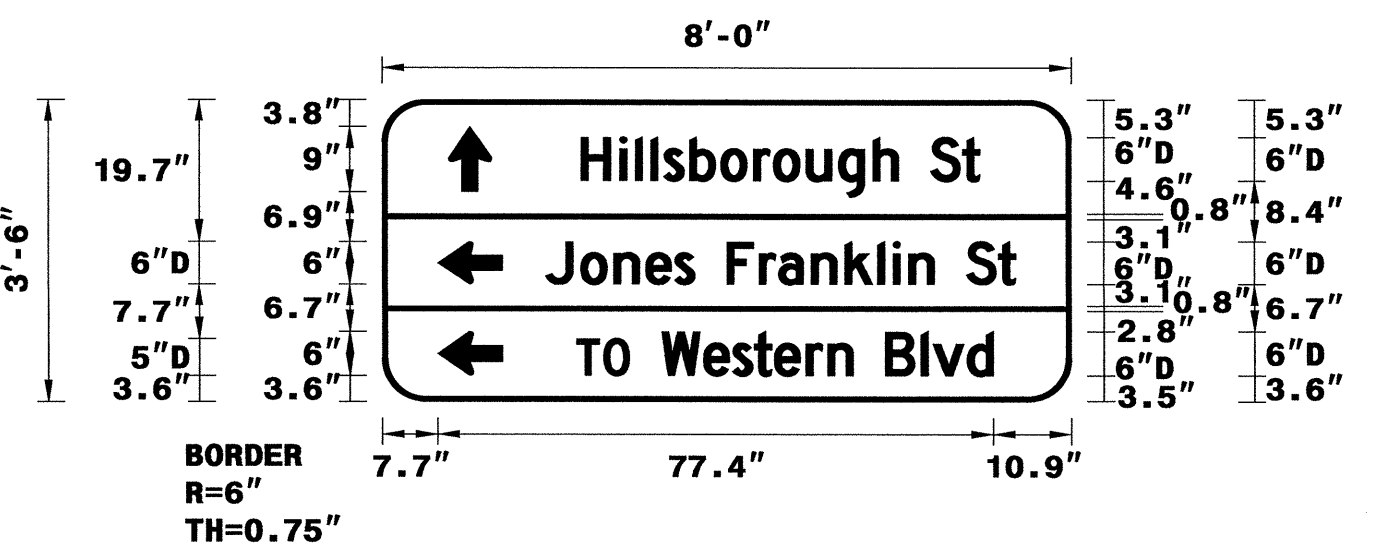
SIGN NUMBER: 101
 TYPE: B
 QUANTITY: 1
 SIGN WIDTH: 8'-0"
 HEIGHT: 3'-6"
 TOTAL AREA: 28.0 Sq.Ft.
 BORDER TYPE: FLUSH
 RECESS: 0"
 WIDTH: 0.75"
 RADII: 6"
 NO. Z BARS: 2
 LENGTH: 88.0

BACKG COLOR: Green/Green/Green
 COPY COLOR: White

SYMBOL	X	Y	WID	HT
AR_Type D	9.2	29.2	6	9
AR_Type D	7.7	16.3	6	9
AR_Type D	7.7	3.6	6	9

MAT'L: 0.125" (3.2 mm) ALUMINUM

DESIGN BY: SJOHNS
 CHECKED BY: SBKUNZ
 PROJECT ID: B-4656
 DIV: 5
 DATE: Jun 29, 2012



USE NOTES:
 1. Legend and border(except those that are colored black) shall be direct applied Grade C sheeting.
 2. Background shall be Grade C reflective sheeting.

Spacing Factor is 1 unless specified otherwise

LETTER POSITIONS

Letter spacings are to start of next letter

Series/Size	Text Length
D 2000	55.6
D 2000	65.5
D 2000	58

FILENAME: Sign design NORTH CAROLINA D.O.T. SIGN DETAIL

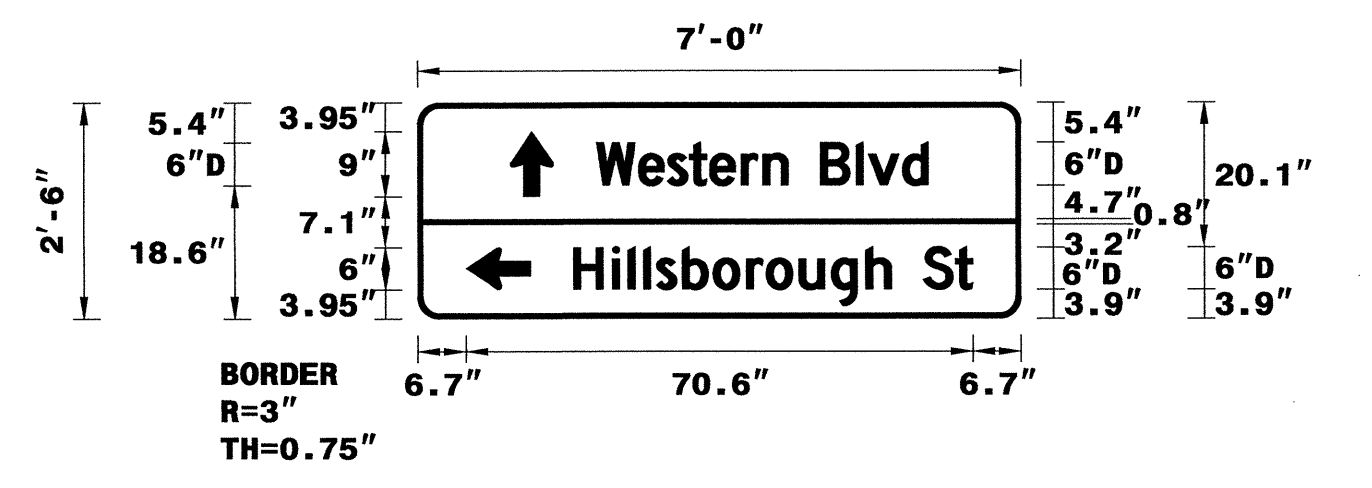
SIGN NUMBER: 302
 TYPE: D
 QUANTITY: 1
 SIGN WIDTH: 7'-0"
 HEIGHT: 2'-6"
 TOTAL AREA: 17.5 Sq.Ft.
 BORDER TYPE: FLUSH
 RECESS: 0"
 WIDTH: 0.75"
 RADII: 3"
 NO. Z BARS: 2
 LENGTH: 88.0

BACKG COLOR: Green / Green
 COPY COLOR: White

SYMBOL	X	Y	WID	HT
AR_Type D	12.9	17.1	6	9
AR_Type D	6.7	3.9	6	9

MAT'L: 0.125" (3.2 mm) ALUMINUM

DESIGN BY: SJOHNS
 CHECKED BY: SBKUNZ
 PROJECT ID: B-4656
 DIV: 5
 DATE: Jun 26, 2012



USE NOTES: 1,2
 1. Legend and border(except those that are colored black) shall be direct applied Grade C sheeting.
 2. Background shall be Grade C reflective sheeting.

Spacing Factor is 1 unless specified otherwise

LETTER POSITIONS

Letter spacings are to start of next letter

Series/Size	Text Length
D 2000	46.2
D 2000	55.6

FILENAME: Sign design NORTH CAROLINA D.O.T. SIGN DETAIL

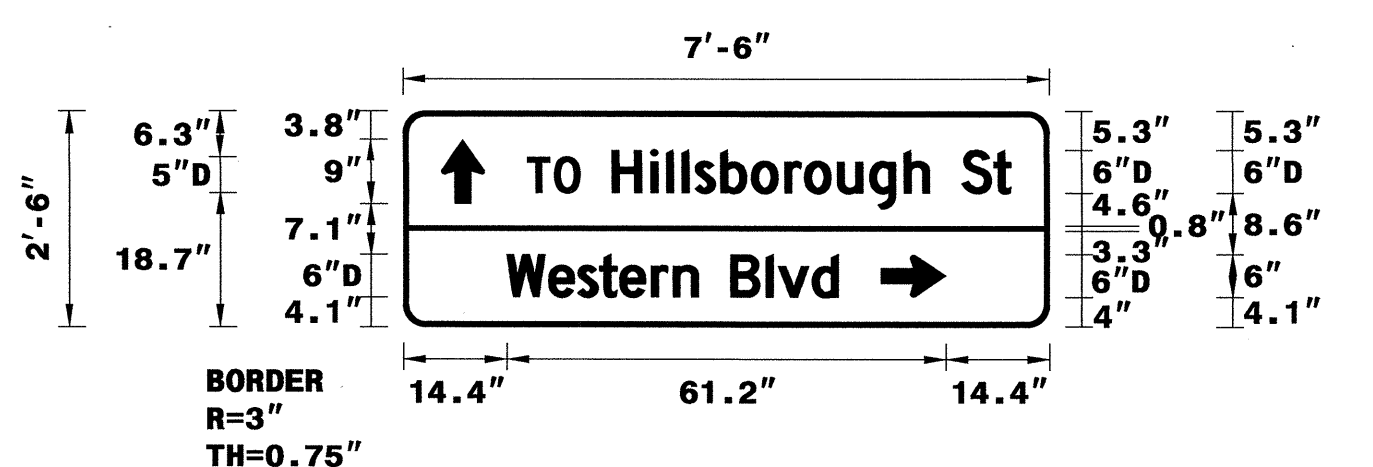
SIGN NUMBER: 301
 TYPE: D
 QUANTITY: 1
 SIGN WIDTH: 7'-6"
 HEIGHT: 2'-6"
 TOTAL AREA: 18.8 Sq.Ft.
 BORDER TYPE: FLUSH
 RECESS: 0"
 WIDTH: 0.75"
 RADII: 3"
 NO. Z BARS: 2
 LENGTH: 88.0

BACKG COLOR: Green / Green
 COPY COLOR: White

SYMBOL	X	Y	WID	HT
AR_Type D	5.3	17.2	6	9
AR_Type D	66.6	4.1	6	9

MAT'L: 0.125" (3.2 mm) ALUMINUM

DESIGN BY: SJOHNS
 CHECKED BY: SBKUNZ
 PROJECT ID: B-4656
 DIV: 5
 DATE: Jun 29, 2012



USE NOTES: 1,2
 1. Legend and border(except those that are colored black) shall be direct applied Grade C sheeting.
 2. Background shall be Grade C reflective sheeting.

Spacing Factor is 1 unless specified otherwise

LETTER POSITIONS

Letter spacings are to start of next letter

Series/Size	Text Length
D 2000	67.4
D 2000	46.2

FILENAME: Sign design NORTH CAROLINA D.O.T. SIGN DETAIL

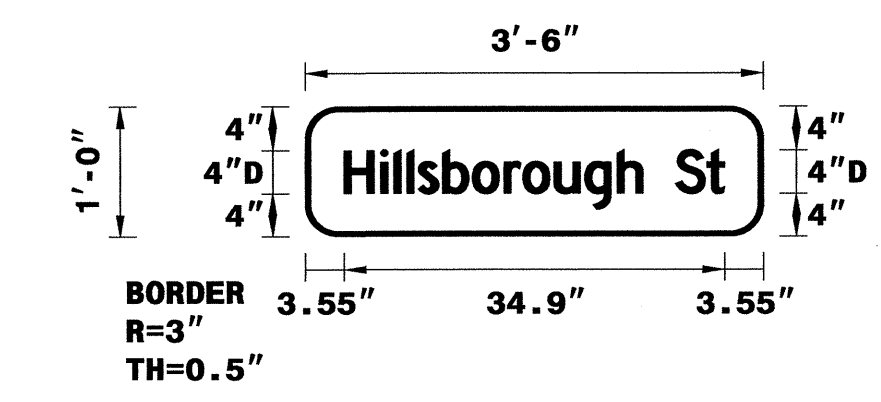
SIGN NUMBER: 303
 TYPE: D
 QUANTITY: 1
 SIGN WIDTH: 3'-6"
 HEIGHT: 1'-0"
 TOTAL AREA: 3.5 Sq.Ft.
 BORDER TYPE: FLUSH
 RECESS: 0"
 WIDTH: 0.5"
 RADII: 3"
 NO. Z BARS: 2
 LENGTH: 88.0

BACKG COLOR: Yellow
 COPY COLOR: Black

SYMBOL	X	Y	WID	HT
AR_Type D	34.9	3.6	6	9

MAT'L: 0.125" (3.2 mm) ALUMINUM

DESIGN BY: SJOHNS
 CHECKED BY: SBKUNZ
 PROJECT ID: B-4656
 DIV: 5
 DATE: Apr 23, 2012



USE NOTES: 1,2
 1. Legend and border(except those that are colored black) shall be direct applied Grade C sheeting.
 2. Background shall be Grade C reflective sheeting.

Spacing Factor is 0.7 unless specified otherwise

LETTER POSITIONS

Letter spacings are to start of next letter


Series/Size	Text Length
D 2000	34.9


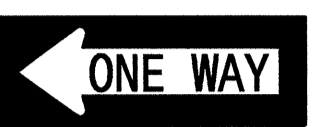
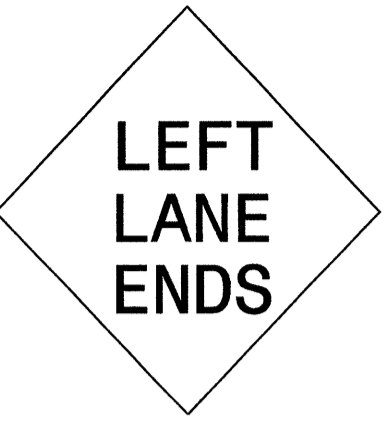
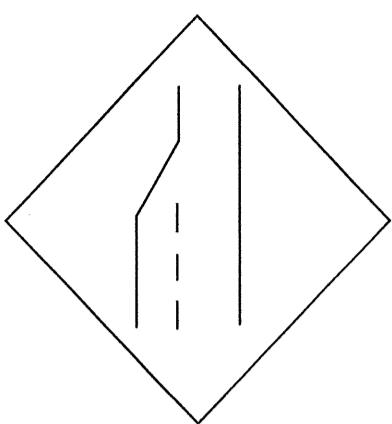






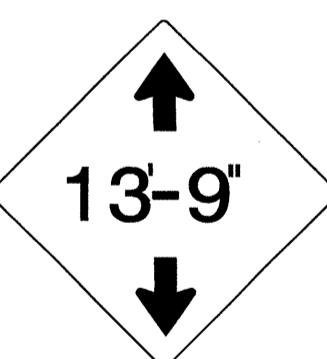





FILENAME: Sign design NORTH CAROLINA D.O.T. SIGN DETAIL

28 JUN 2012 10:42 AM C:\Users\sjohns\Documents\Sign Design\Sign design.dgn
 sjohns

TYPE "B" & "D" SIGNS

APPROVED: *R.W.K.*
DATE: 6/20/12



<p>401 QUANTITY REQ'D <u> 1 </u></p>  <p>36 X 36 R1-1</p> <p>MOUNT BELOW SIGN 402 IN 1 INSTALLATIONS</p>	<p>406 QUANTITY REQ'D <u> 8 </u></p>  <p>54 X 18 R6-1 (L)</p> <p>TWO "U" POSTS PER SIGN</p>	<p>411 QUANTITY REQ'D <u> 1 </u></p>  <p>36 X 36 W9-1(L)</p> <p>TWO "U" POSTS PER SIGN</p>	<p>416 QUANTITY REQ'D <u> 1 </u></p>  <p>36 X 36 W4-2(L)</p> <p>TWO "U" POSTS PER SIGN</p>			
<p>402 QUANTITY REQ'D <u> 1 </u></p>  <p>36 X 12 R6-1 (R)</p> <p>ONE "U" POST PER SIGN</p>	<p>407 QUANTITY REQ'D <u> 6 </u></p>  <p>36 X 36 R3-7</p> <p>ONE "U" POST PER SIGN</p>	<p>412 QUANTITY REQ'D <u> 2 </u></p>  <p>36 X 36 R3-7</p> <p>ONE "U" POST PER SIGN</p>				
<p>403 QUANTITY REQ'D <u> 2 </u></p>  <p>24 X 30 R4-7</p> <p>ONE "U" POST PER SIGN</p>	<p>408 QUANTITY REQ'D <u> 1 </u></p>  <p>30 X 36 R2-1</p> <p>ONE "U" POST PER SIGN</p>	<p>413 QUANTITY REQ'D <u> 3 </u></p>  <p>36 X 36 R5-1</p> <p>ONE "U" POST PER SIGN</p>				
<p>404 QUANTITY REQ'D <u> 1 </u></p>  <p>36 X 36 W12-2(R)</p> <p>ONE "U" POST PER SIGN</p>	<p>409 QUANTITY REQ'D <u> 1 </u></p>  <p>30 X 30 W3-3</p> <p>MOUNT ABOVE SIGN 303 IN 1 INSTALLATION</p>	<p>414 QUANTITY REQ'D <u> 2 </u></p>  <p>36 X 36 R3-1</p> <p>ONE "U" POST PER SIGN</p>				
<p>405 QUANTITY REQ'D <u> 6 </u></p>  <p>42 X 30 R5-1a</p> <p>ONE "U" POST PER SIGN</p>	<p>410 QUANTITY REQ'D <u> 6 </u></p>  <p>54 X 18 R6-1 (R)</p> <p>TWO "U" POSTS PER SIGN</p>	<p>415 QUANTITY REQ'D <u> 2 </u></p>  <p>36 X 36 R3-1</p> <p>ONE "U" POST PER SIGN</p>				<p style="text-align: center;">TYPE "E" SIGNS</p>

25 JUN 2012 09:50
 s:\p\p-co\at\12247957
 s:\johns...
 \Traffic\Signing\CADD\Signing Layout\Plans\B-4656-Sign-Rev\B-4656-Sgn-Sgn.dgn




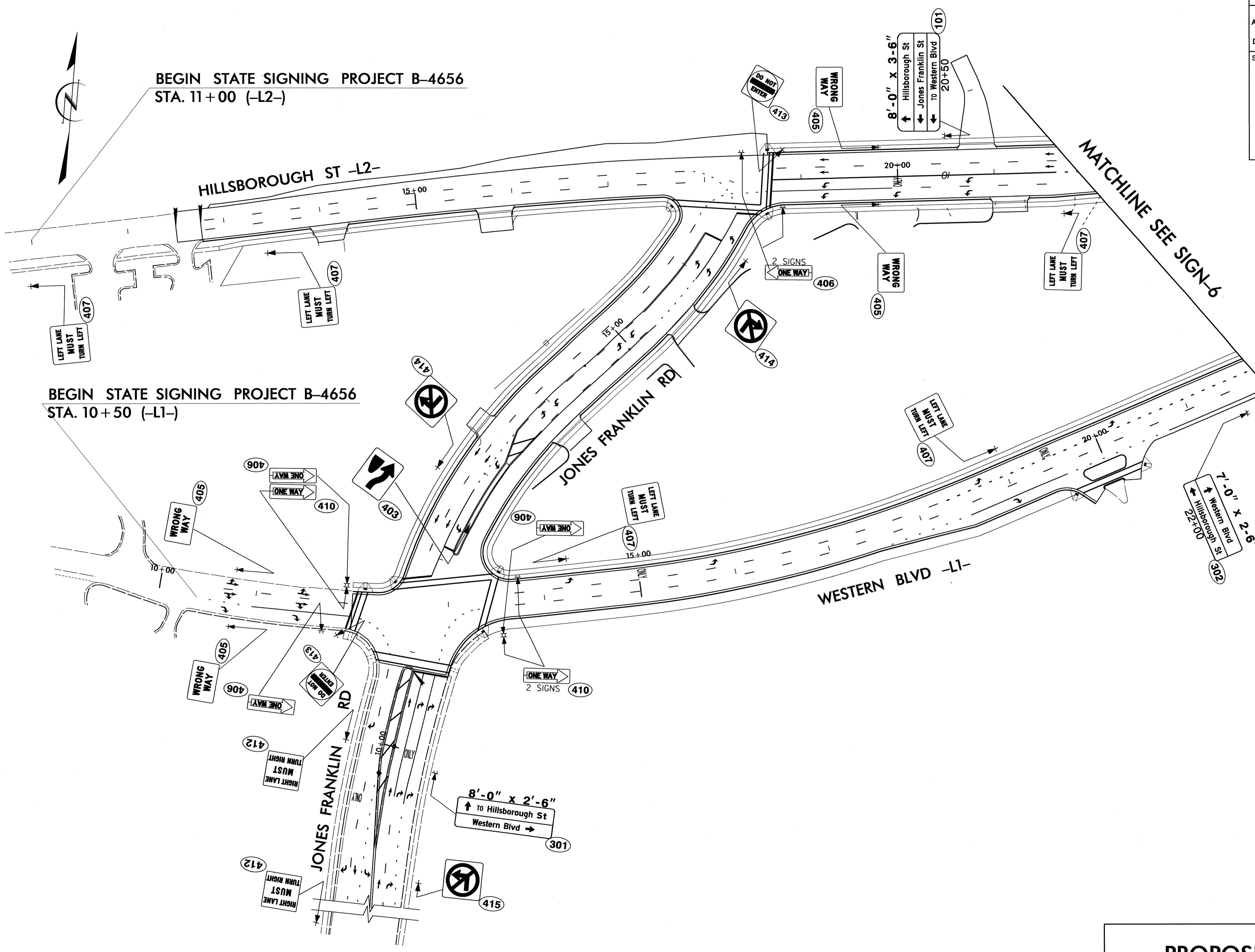
PROJECT NOTES

1 DISPOSAL OF SIGN SYSTEM, U-CHANNEL

EXISTING SIGNS

28 JUN 2012 07:34
 P:\TIP\B-4656\Traffic\Signing\CADD\Signing Layout\Plans\B-4656-Sign-Rev-B-4656-existing.dgn
 s.johns AT TEL 707

TIP NO. B-4656	SHEET NO. SIGN-5
APPROVED: <i>[Signature]</i>	
DATE: 6/29/12	
SEAL	
	



BEGIN STATE SIGNING PROJECT B-4656
STA. 11+00 (-L2-)

BEGIN STATE SIGNING PROJECT B-4656
STA. 10+50 (-L1-)

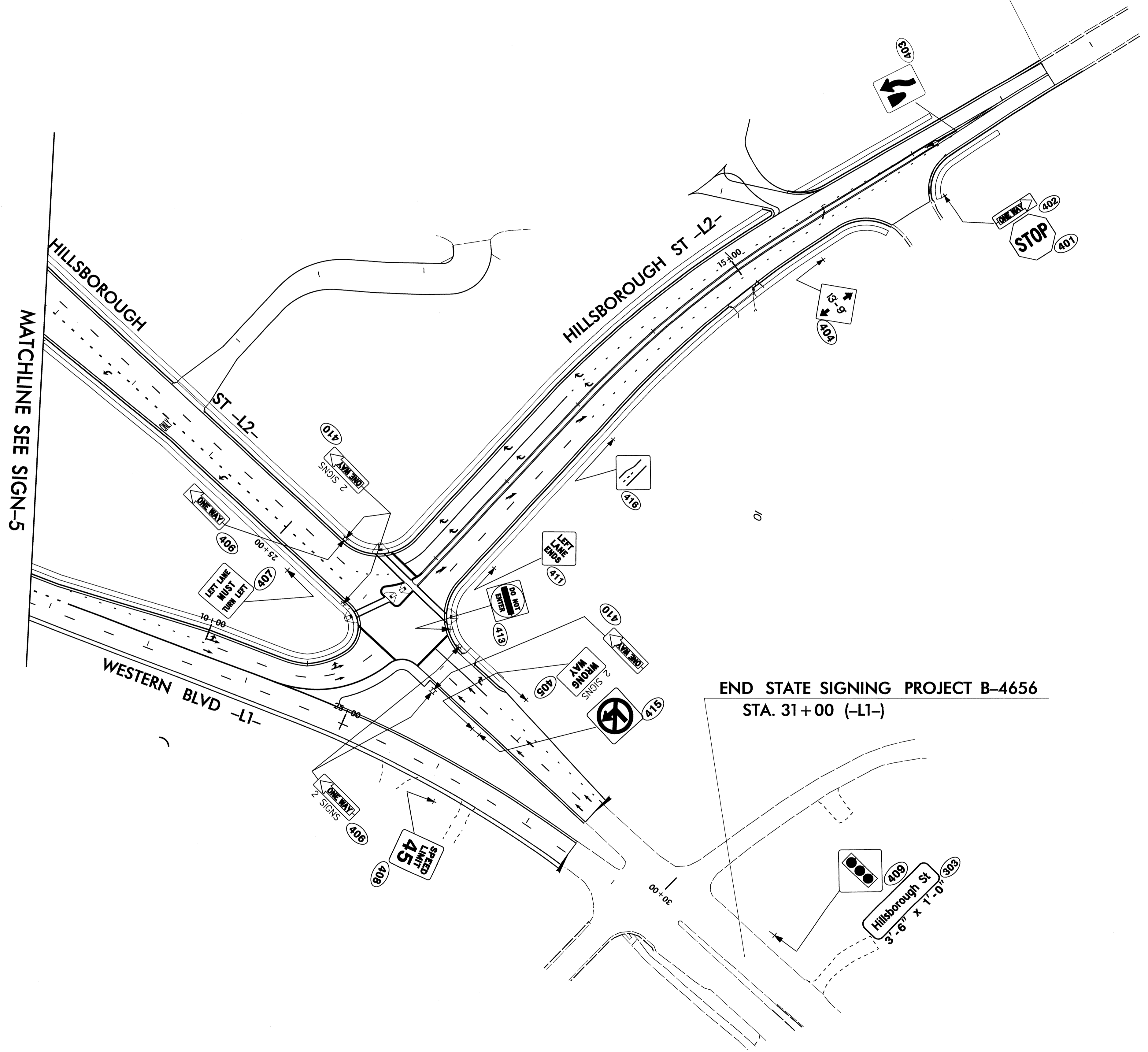
PROPOSED SIGNS

29-JUN-2012 15:14
 P:\Projects\B-4656\Traffic\Signing\CADD\Signing Layout Plans\B-4656_Sign_Rev\B-4656_Sgn_sht3.dgn
 S:\clemens\A1\12247878

TIP NO. B-4656	SHEET NO. SIGN-6
APPROVED: <i>[Signature]</i>	
DATE: 6/29/12	
SEAL	

END STATE SIGNING PROJECT B-4656
STA. 18+80 (-L2-)

END STATE SIGNING PROJECT B-4656
STA. 31+00 (-L1-)



MATCHLINE SEE SIGN-5

PROPOSED SIGNS

25 JUN 2012 10:45
 P:\Projects\04656\Traffic\Signing\Layout\Plans\B-4656_Sign_Rev\B-4656_Sign_sht4.dgn
 sjohns