

FINAL PAVEMENT MARKING SCHEDULE

SYMBOL DESCRIPTION

THERMOPLASTIC (4", 90 MILS)

TA WHITE EDGELINE

THERMOPLASTIC (4", 120 MILS)

TC 10 ft. WHITE SKIP
 TD 2 ft. WHITE MINISKIP
 TE WHITE SOLID LANE LINE
 TF 10 ft. YELLOW SKIP
 TH YELLOW SINGLE CENTER LINE
 TI YELLOW DOUBLE CENTER LINE

THERMOPLASTIC (8", 90 MILS)

TP WHITE GORELINE
 TQ WHITE DIAGONAL
 TT YELLOW DIAGONAL

THERMOPLASTIC (24", 120 MILS)

T2 WHITE STOP BAR
 T3 WHITE CROSSWALK LINE

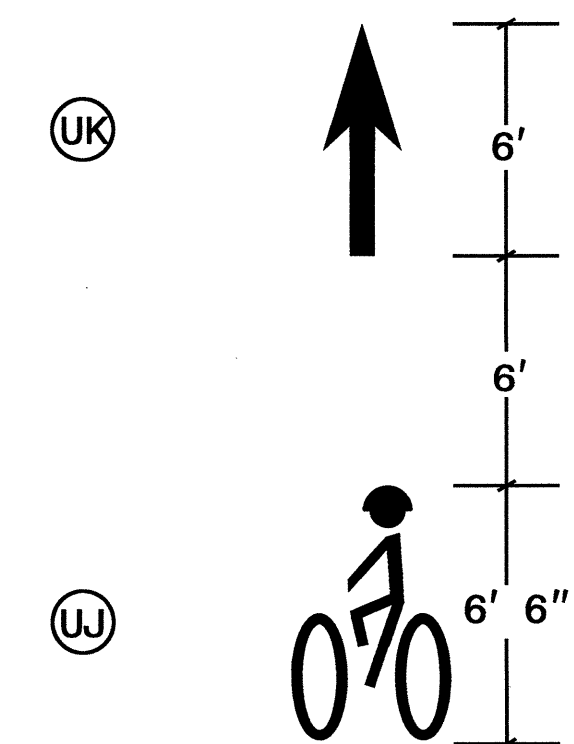
THERMOPLASTIC PAVEMENT MARKING SYMBOLS (90 MILS)

UA LEFT TURN ARROW
 UB RIGHT TURN ARROW
 UC STRAIGHT ARROW
 UD COMBINATION STRAIGHT & LEFT TURN ARROW
 UE COMBINATION STRAIGHT & RIGHT TURN ARROW
 * UJ BICYCLE W/RIDER SYMBOL
 * UK BICYCLE LANE STRAIGHT ARROW
 UM YIELD LINE SHARK TEETH

THERMOPLASTIC PAVEMENT MARKING CHARACTERS (120 MILS)

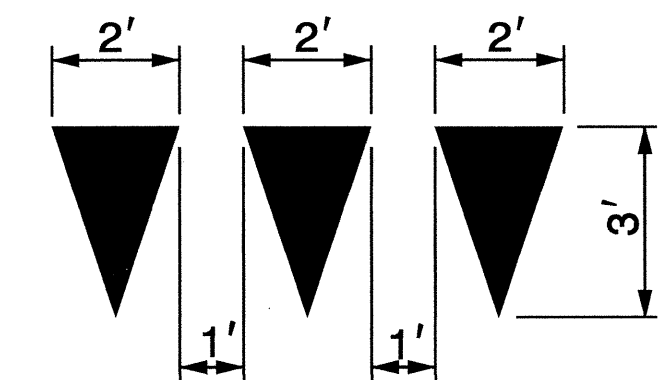
UI ALPHANUMERIC CHAR.

* USE HEATED IN PLACE, SKID RESISTANT THERMOPLASTIC.



SPECIAL DETAIL FOR BIKE SYMBOL (UJ)/(UK)


NOTE: BOTH (UJ) AND (UK) SHALL BE HIGH SKID RESISTANT THERMOPLASTIC



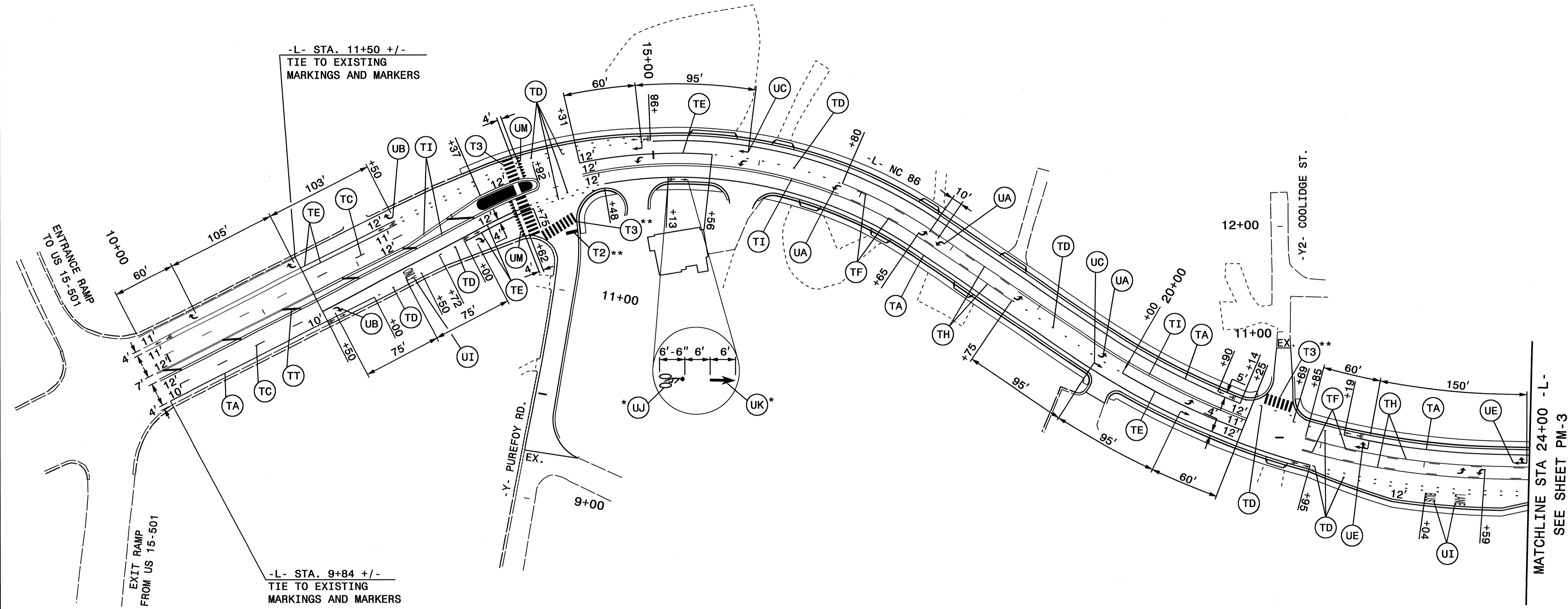

SPECIAL DETAIL FOR YIELD LINE SHARK TEETH - (UM)

APPROVED: _____ DATE: _____

SEAL 6/28/2012



FINAL PAVEMENT MARKING PLAN




* USE HEATED IN PLACE, SKID RESISTANT THERMOPLASTIC.

** AT NON-SIGNALIZED INTERSECTIONS, LOCATE STOP BAR AS DIRECTED BY THE ENGINEER. LOCATE CROSSWALKS A MIN. OF 4 FT. FROM THE STOP BAR LOCATION AS SHOWN ON RSD 1205.07, SHEET 1 OF 1. AT -Y2- & -Y5- WHERE NO STOP BARS ARE NEEDED, LOCATE CROSSWALKS AS DIRECTED BY THE ENGINEER.

NOTE: DUE TO THE WIDTH OF THE HI-VISIBILITY CROSSWALKS (10 FT.), THE ENGINEER MAY CHOOSE TO USE A STANDARD CROSSWALK (6 FT.) AT NON-SIGNALIZED INTERSECTIONS AS SHOWN ON RSD 1205.07, SHEET 1 OF 1.

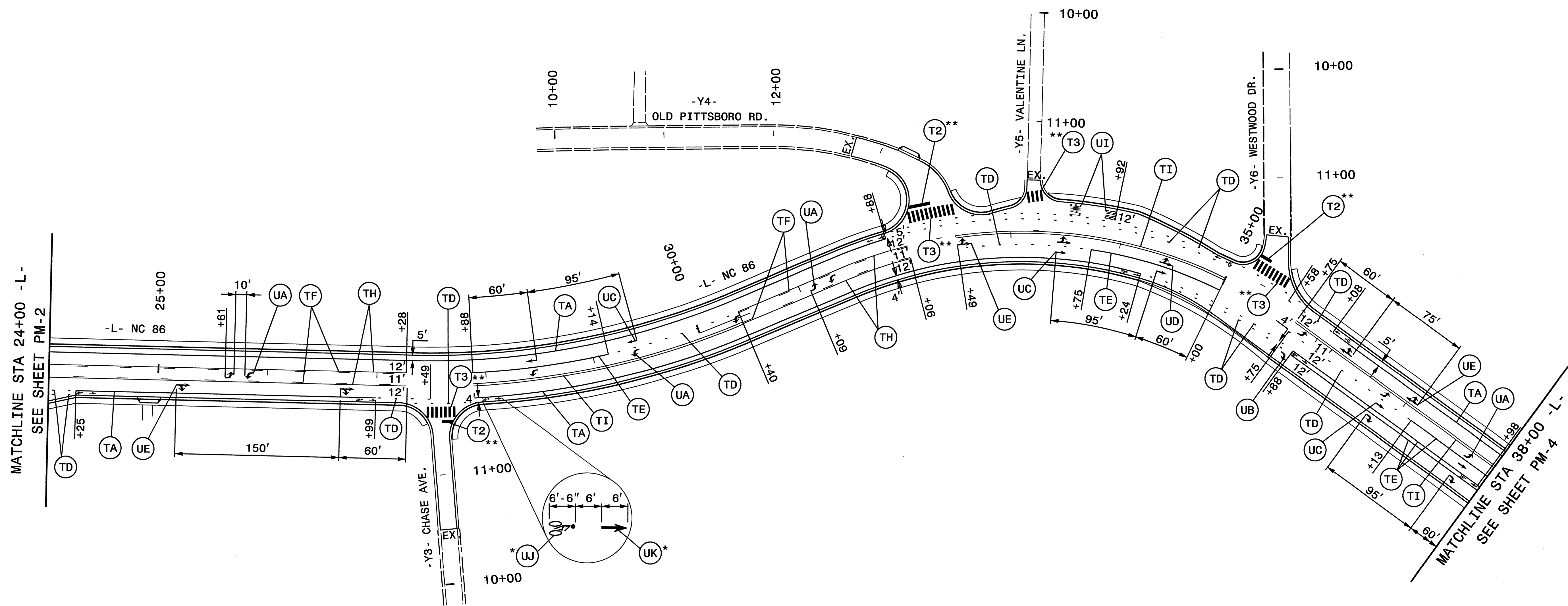
27-JUN-2012 12:53
 \\dot.dfr.oc101\NSPProj\TIPProj\Projects-U\U0624\TrafficControl\TCP\FinalPavement Marking\U-0624_TC-PM-02.dgn
 givudmi AT TE244741

APPROVED: _____ DATE: _____



FINAL PAVEMENT MARKING PLAN

MATCHLINE STA 24+00 -L-
SEE SHEET PM-3




* USE HEATED IN PLACE, SKID RESISTANT THERMOPLASTIC.

** AT NON-SIGNALIZED INTERSECTIONS, LOCATE STOP BAR AS DIRECTED BY THE ENGINEER. LOCATE CROSSWALKS A MIN. OF 4 FT. FROM THE STOP BAR LOCATION AS SHOWN ON RSD 1205.07, SHEET 1 OF 1. AT -Y2- & -Y5- WHERE NO STOP BARS ARE NEEDED, LOCATE CROSSWALKS AS DIRECTED BY THE ENGINEER.

NOTE: DUE TO THE WIDTH OF THE HI-VISIBILITY CROSSWALKS (10 FT.), THE ENGINEER MAY CHOOSE TO USE A STANDARD CROSSWALK (6 FT.) AT NON-SIGNALIZED INTERSECTIONS AS SHOWN ON RSD 1205.07, SHEET 1 OF 1.

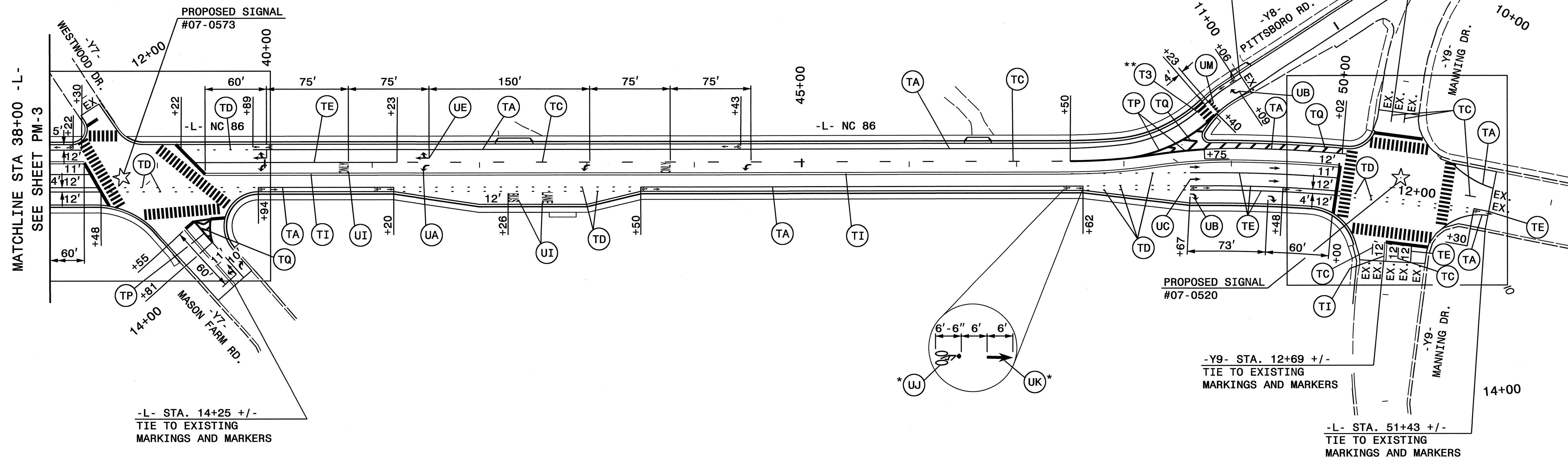
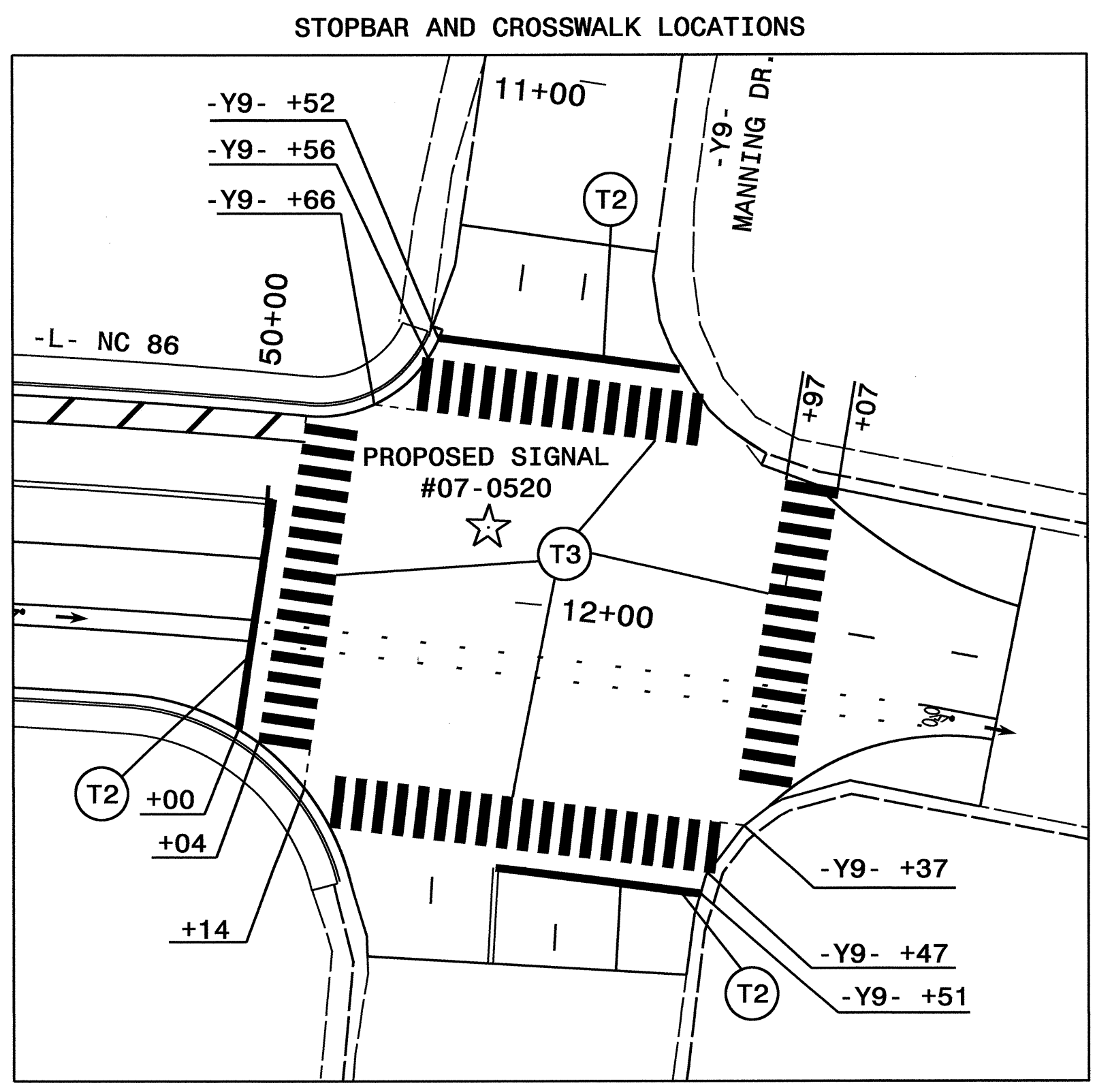
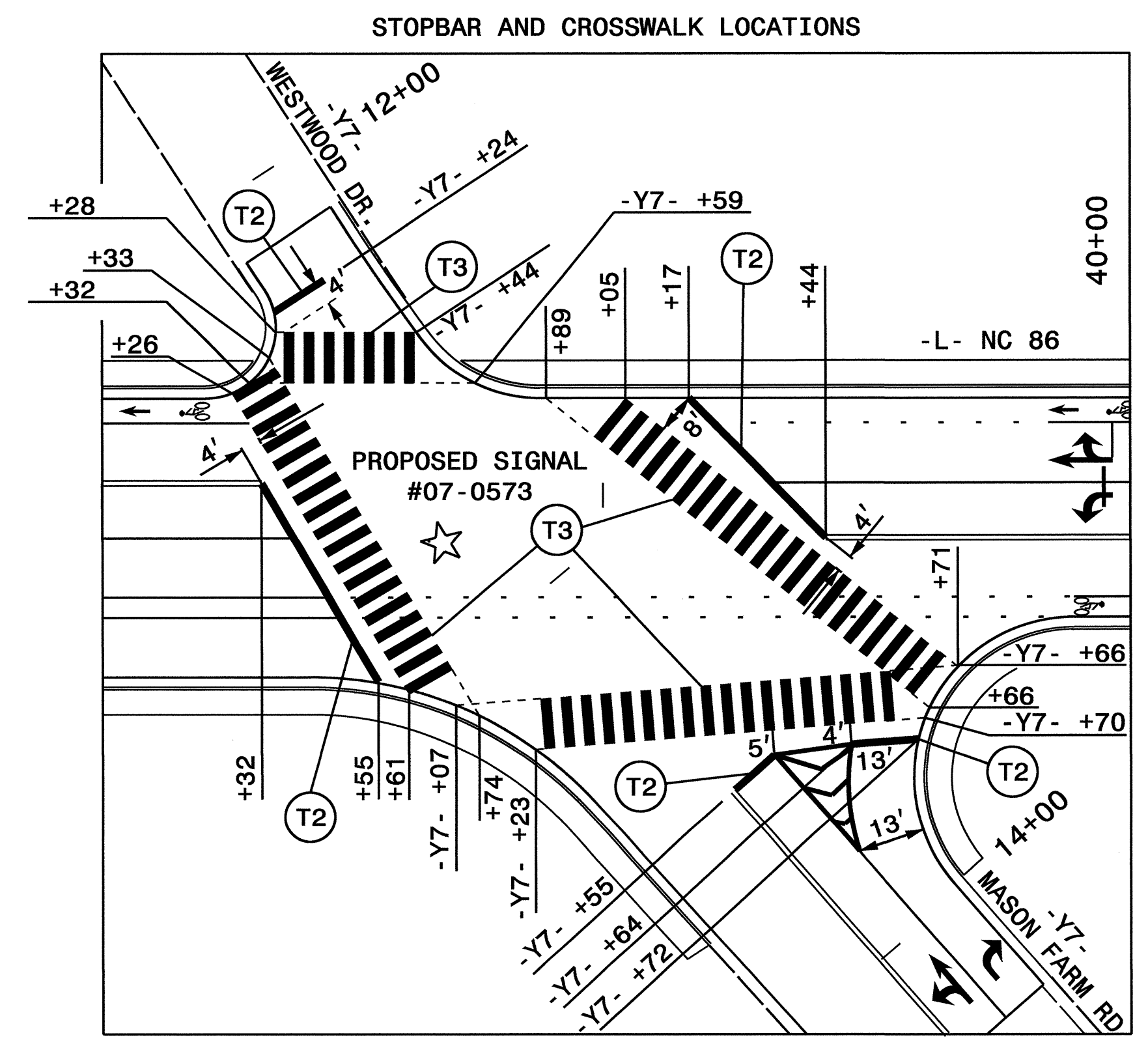
APPROVED: _____ DATE: _____

SEAL



FINAL PAVEMENT MARKING PLAN

27-JUN-2012 12:54
 \\dot\dfs\og10\NSPProj\TIPProjects-U0624\TrafficControl\TCP\FinalPavement Marking-U-0624_TC-PM-03.dgn
 dlyudmi AT 12244741



-Y8- STA. 11+00 +/-
TIE TO EXISTING
MARKINGS AND MARKERS

-Y9- STA. 11+30 +/-
TIE TO EXISTING
MARKINGS AND MARKERS

-L- STA. 14+25 +/-
TIE TO EXISTING
MARKINGS AND MARKERS

-Y9- STA. 12+69 +/-
TIE TO EXISTING
MARKINGS AND MARKERS

-L- STA. 51+43 +/-
TIE TO EXISTING
MARKINGS AND MARKERS


* USE HEATED IN PLACE, SKID RESISTANT THERMOPLASTIC.

** AT NON-SIGNALIZED INTERSECTIONS, LOCATE STOP BAR AS DIRECTED BY THE ENGINEER. LOCATE CROSSWALKS A MIN. OF 4 FT. FROM THE STOP BAR LOCATION AS SHOWN ON RSD 1205.07, SHEET 1 OF 1. AT -Y2- & -Y5- WHERE NO STOP BARS ARE NEEDED, LOCATE CROSSWALKS AS DIRECTED BY THE ENGINEER.

NOTE: DUE TO THE WIDTH OF THE HI-VISIBILITY CROSSWALKS (10 FT.), THE ENGINEER MAY CHOOSE TO USE A STANDARD CROSSWALK (6 FT.) AT NON-SIGNALIZED INTERSECTIONS AS SHOWN ON RSD 1205.07, SHEET 1 OF 1.

APPROVED: _____ DATE: _____

SEAL



FINAL PAVEMENT MARKING PLAN

27-JUN-2012 12:55
 \\dot\gfrs\0010\NSP\Proj\TIP\Projects-U\0624\TrafficControl\CP\FinalPavement Marking\U-0624_TC_PM_04.dgn
 atyudml AT TE244741