

DISTANCE TO ALIGNMENT POINT

LIGHT UNIT	DISTANCE (IN FEET)
A	105 OR FIELD ADJUST
B	460 OR FIELD ADJUST
C	460 OR FIELD ADJUST
D	120 OR FIELD ADJUST
E	120 OR FIELD ADJUST
F	55 OR FIELD ADJUST
G	460 OR FIELD ADJUST
H	460 OR FIELD ADJUST
I	110 OR FIELD ADJUST
J	110 OR FIELD ADJUST

NOTE: ALL SIGNAL FACES TO BE 12" LED OR APPROVED ALTERNATIVE

AVERAGE DAILY TRAFFIC (2008)	18,600
ROADWAY SPEED LIMIT	45 MPH
TRAIN MOVEMENTS	2/DAY
TRAIN SPEED	25 MPH
RAILROAD MILEPOST	CL 3.7
RAIL WEIGHT	> 100 lbs

WORK DONE BY THE U-3810 CONTRACTOR:

- INSTALL CANTILEVERS, SIGNALS, AND GATES AS SHOWN ON PLAN
- NOTE: PROVISIONS SHALL BE MADE TO PROTECT GATE MOUNTED LIGHT WIRES IN THE VICINITY OF THE WIND BRACKET
- LOCATE UNDERGROUND UTILITIES BEFORE EXCAVATION
- AVOID OVERHEAD UTILITIES DURING CONSTRUCTION
- COORDINATE WITH THE U-3810 CONTRACTOR BEFORE REMOVING EXISTING EQUIPMENT AFTER TRAFFIC HAS BEEN SHIFTED TO THE FINAL TRAFFIC PATTERN
- RELOCATE STOP BARS (AFTER GATE INSTALLATION) PER NCDOT STD 1205.11
- REPAINT RAILROAD CROSSING MARKINGS ON BOTH APPROACHES PER NCDOT STD 1205.11
- COORDINATE WITH THE RAILROAD TO ENSURE RAILROAD CROSSING SAFETY EQUIPMENT IS OPERATIONAL DURING ALL PHASES OF CONSTRUCTION AND APPROPRIATE FOR ALL TRAFFIC PATTERNS
- MAINTAIN RAILROAD ADVANCE WARNING SIGNS (W10-1) PER NCDOT STD 1205.11

8.125'x2.25' ← 8.125'x4.21'  
PRECAST CONCRETE PANELS


SEE NORFOLK SOUTHERN RAILWAY COMPANY PRECAST CONCRETE CROSSING SPECIFICATION IN THIS PLAN SET (PLAN 7-6)

**ATKINS** 1616 EAST MILLBROOK ROAD, SUITE 310  
RALEIGH, NORTH CAROLINA 27609  
(919) 876-6888 NCBES #F-0326



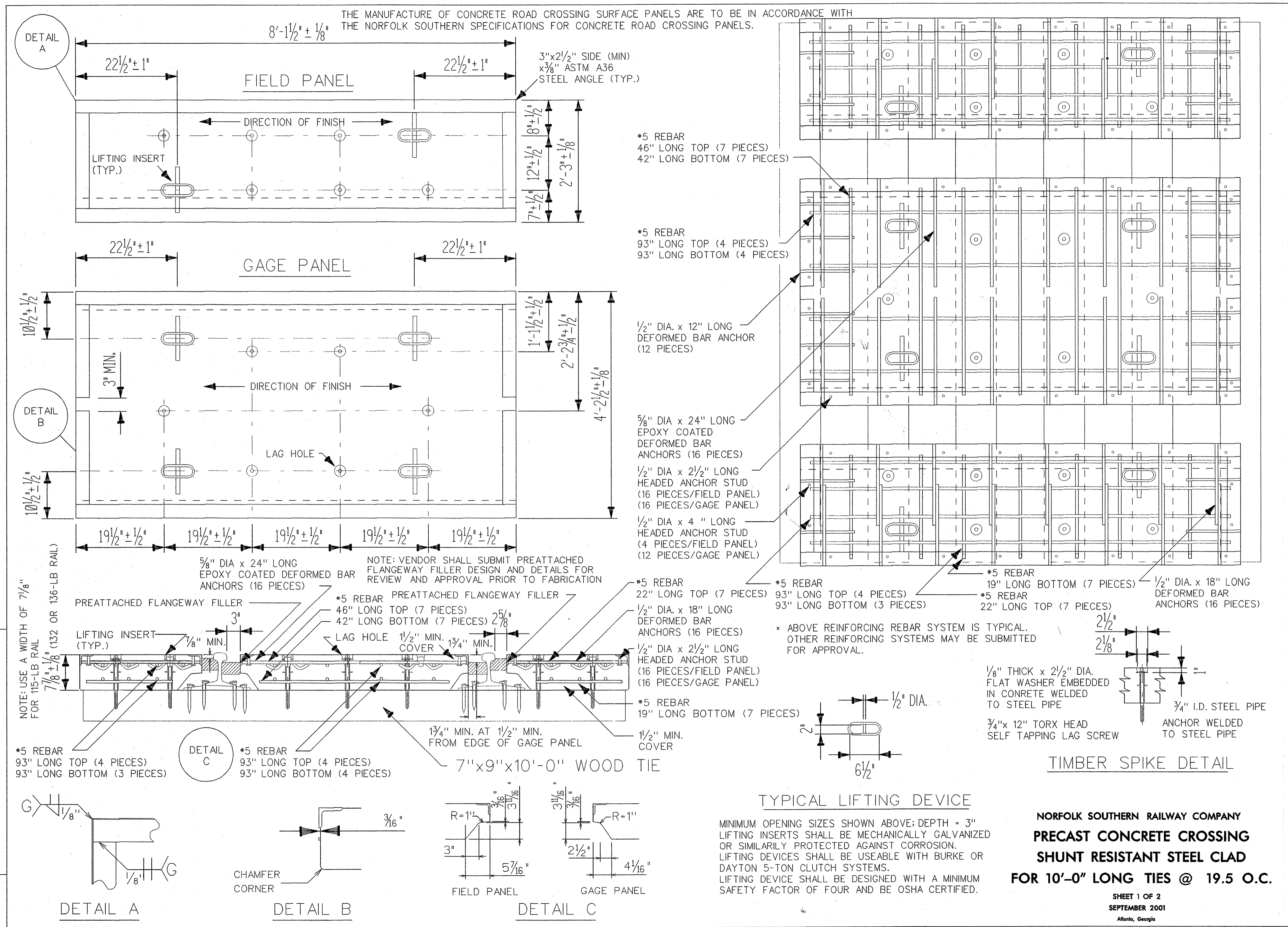
PROJECT NO.: U-3810

SR 1406 (PINEY GREEN RD.)  
AND CAMP LEJEUNE RAILROAD  
TRACK



DIVISION: 3		ONSLOW COUNTY		IN JACKSONVILLE	
SCALE: 1" = 20'	DATE: 6/5/12	N. C. DEPARTMENT OF TRANSPORTATION		RAIL DIVISION	
PREPARED BY: BAH	REVIEWED BY: MBT	ENGINEERING & SAFETY		BRANCH	
APPROVED BY:		CADD NO.		CROSSING NO. 722 904M	

# PLAN 7-6



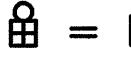

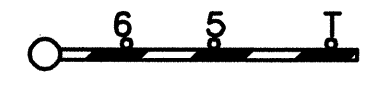
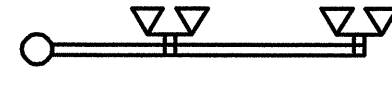




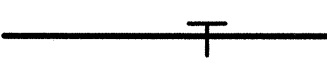
DATE	REVISION
8-23-04	PREATTACHED FLANGWAY FILLER
9-10-07	LAG SCREW DIAMETER

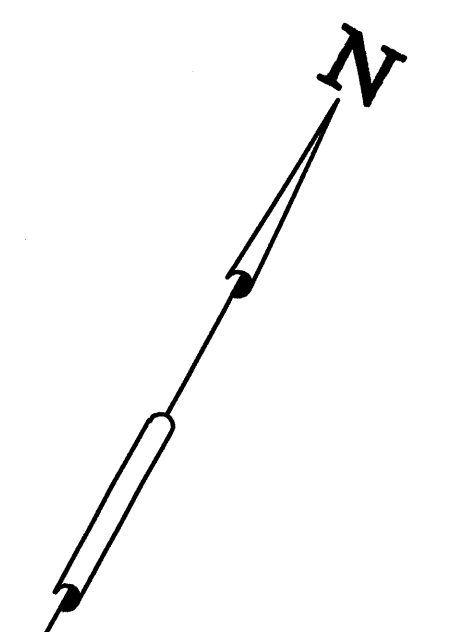
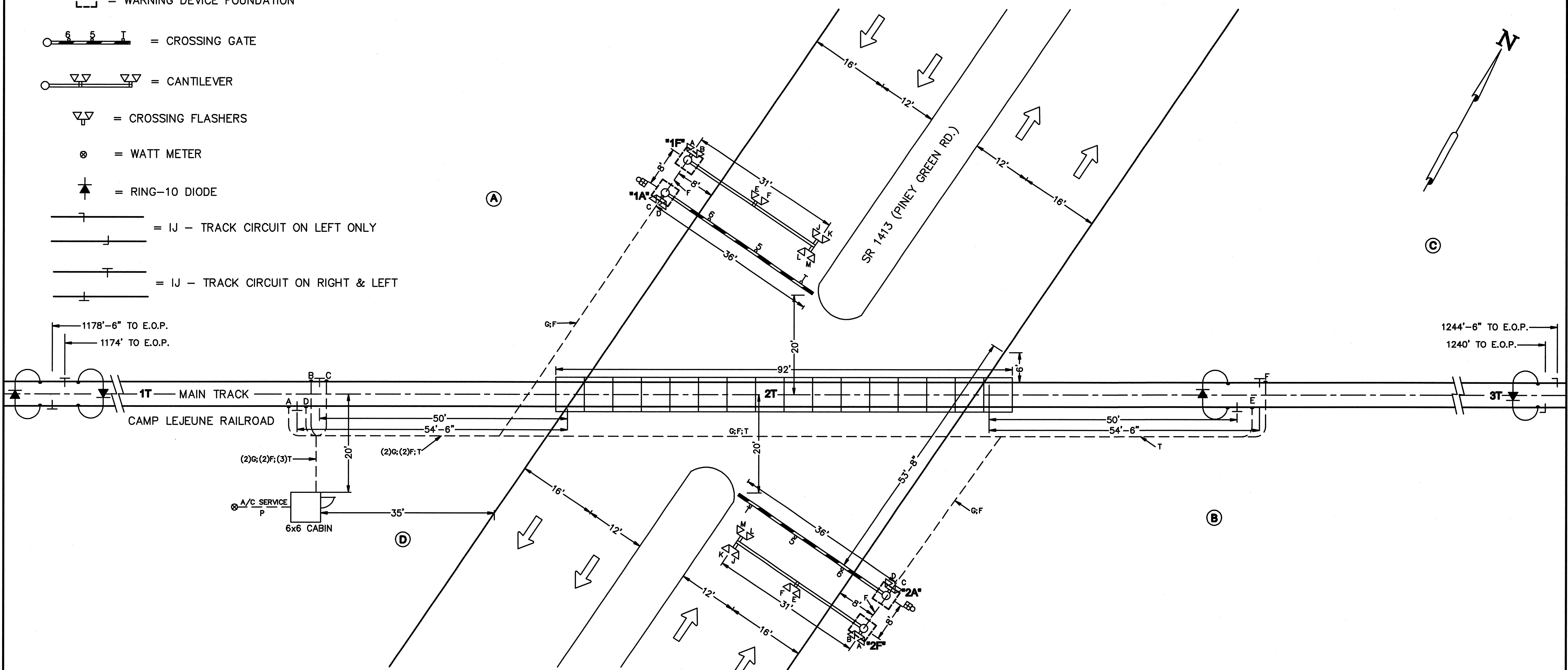
**NORFOLK SOUTHERN RAILWAY COMPANY**  
**PRECAST CONCRETE CROSSING**  
**SHUNT RESISTANT STEEL CLAD**  
**FOR 10'-0" LONG TIES @ 19.5 O.C.**

SHEET 1 OF 2  
 SEPTEMBER 2001  
 Atlanta, Georgia



**LEGEND:**

-  = BELL
-  = WARNING DEVICE FOUNDATION
-  = CROSSING GATE
-  = CANTILEVER
-  = CROSSING FLASHERS
-  = WATT METER
-  = RING-10 DIODE
-  = IJ - TRACK CIRCUIT ON LEFT ONLY
-  = IJ - TRACK CIRCUIT ON RIGHT & LEFT



**CONSTRUCTION NOTES:**

1. APPROACHES TO BE BONDED TO INSULATED JOINT AT RING-10 DIODE
2. POWER FROM HUT TO METER SERVICE SHALL BE IN GALVANIZED RIGID CONDUIT
3. CONTRACTOR SHALL VERIFY EXISTING DIODE POLARITY WEST OF 1T TRACK CIRCUIT. ADJACENT TRACK CIRCUITS SHOULD HAVE OPPOSITE POLARITIES

**SIGNALS:**

ALL LIGHTS TO BE L.E.D.  
 GATE "1A" = 36'  
 GATE "2A" = 36'

**CABLE RUNS:**


G = 7#6/12C#14 ARMORED CABLE  
 P = 3C#2 ARMORED CABLE W/#6 GROUND  
 T = 2C#6 TWISTED TRACK WIRE  
 F = 7C#6 ARMORED CABLE

**NOTES:**

THIS SITE LAYOUT DRAWING IS BASED ON PLANMETRIC DATED 3/28/12 BY NCDOT.

**SCOPE OF WORK:**

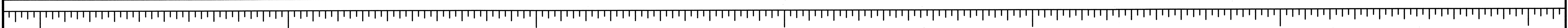
INSTALL FLASHING LIGHTS, CANTILEVERS, GATES & 6X8 BUNGALOW.  
 INSTALLATION TO INCLUDE:  
 -REMOVE & SALVAGE EXISTING WARNING SYSTEM.  
 -NEW CABLE, BATTERIES, POWER SERVICE, AND RING-10 DIODE, INSULATED JOINTS & TRACK BONDING.  
 -RELOCATING STOP BAR (AFTER GATE INSTALLATION).  
 -REPAINTING RAILROAD CROSSING PAVING MARKINGS.  
 -MAINTAIN RAILROAD ADVANCE WARNING SIGNS (W10-1).



**AECOM**  
 NC Firm License No.: F-0342  
 701 Corporate Center Drive  
 Suite 475 Raleigh, NC 27607  
 Phone: 919-854-6200

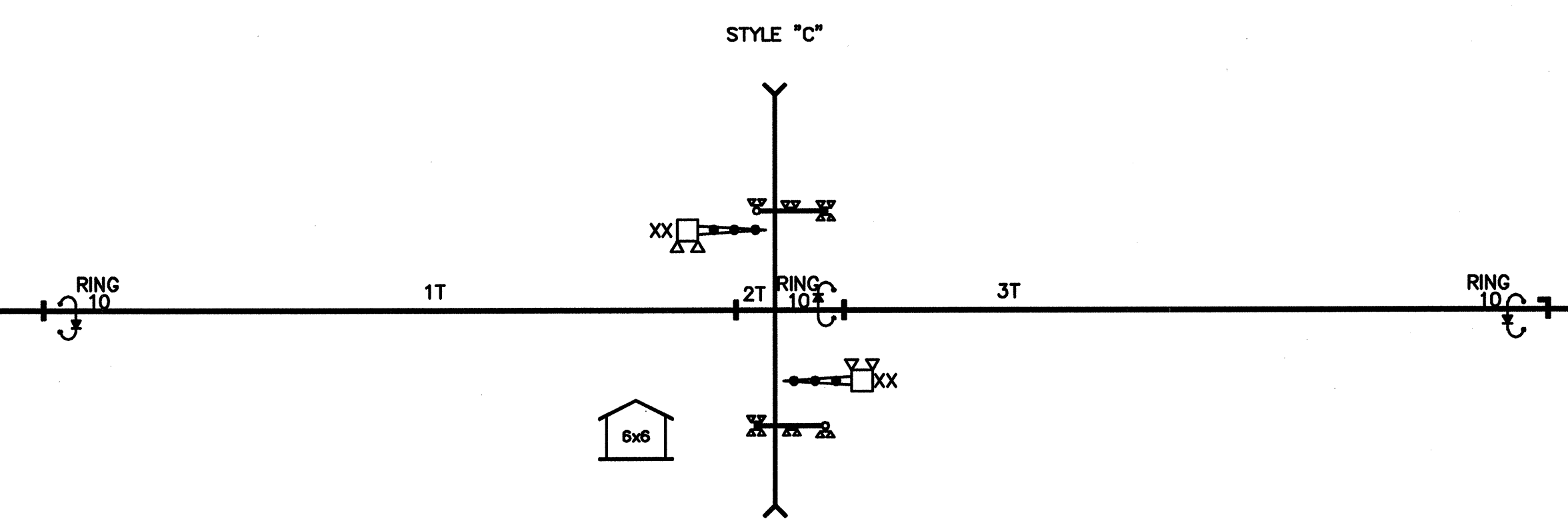
ORIGINAL DATE 06-05-12		LOCATION SR 1413 (PINEY GREEN RD.) JACKSONVILLE, NC CAMP LEJEUNE RAILROAD		
DRAFTSMAN	AECOM	TITLE SITE LAYOUT		
DESIGNER	AECOM			
CHECKER	AECOM			
REVISION		SUB NCDOT	RRMP	DOT NO. 722 904M
		SCALE 1"=20'	SHEET 1 OF 19	

3000'      2000'      1000'      0'      1000'      2000'      3000'



1174' TO PINEY GREEN RD.  
32 SECS. @ 25 MPH.

1240' TO PINEY GREEN RD.  
34 SECS. @ 25 MPH.  
(2 SECS RETARD TIME)



SR 1413 (PINEY GREEN RD.)

PINEY GREEN RD.

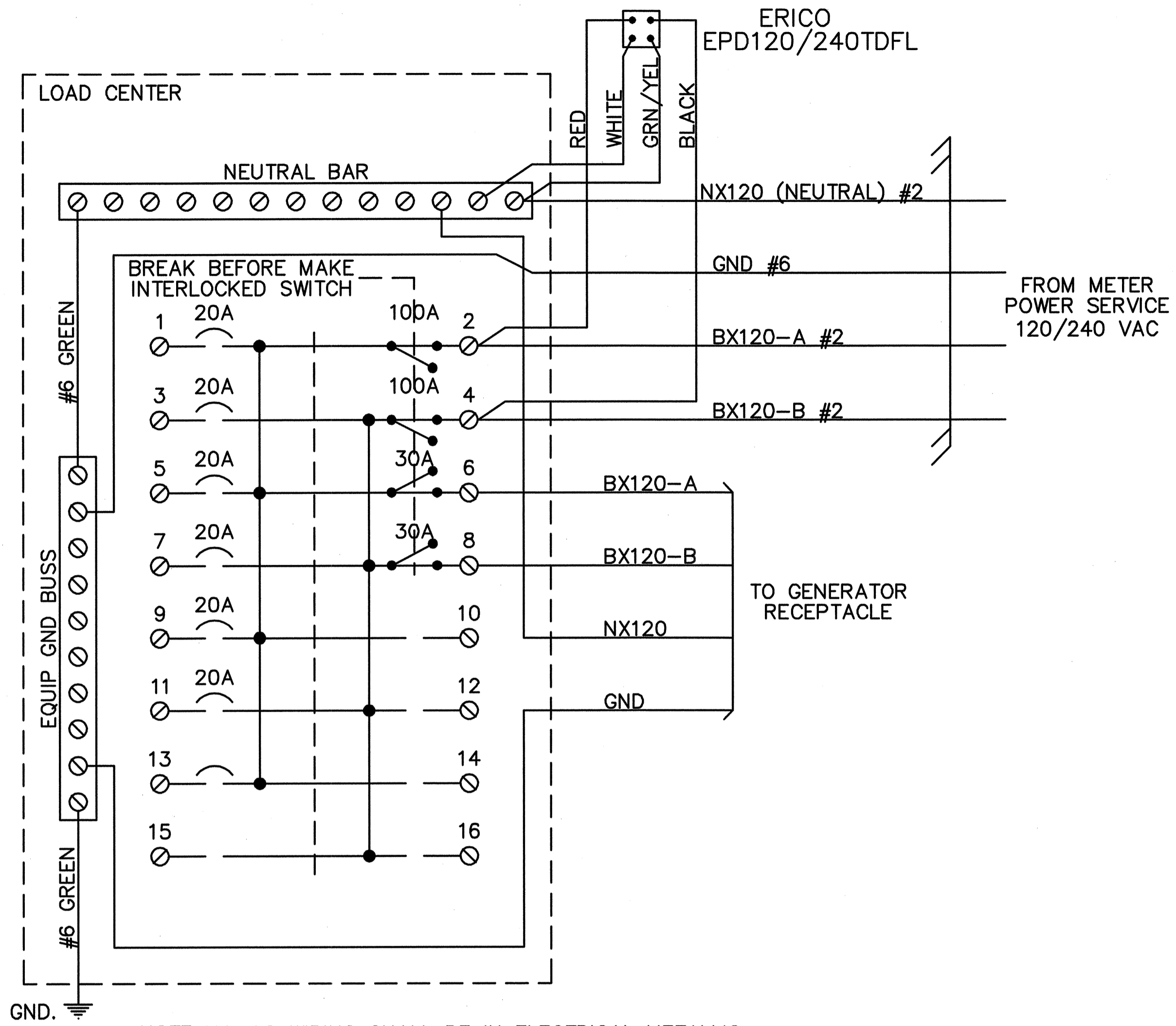
MINIMUM WARNING TIME	
MINIMUM	20 SEC.
CLEARANCE	2 SEC.
MWT	22 SEC.

TOTAL WARNING TIME	
MIN. WARNING	22 SEC.
BUFFER	5 SEC.
TWT	27 SEC.

TOTAL APPROACH TIME	
TOTAL WARNING	27 SEC.
EQUIP. RESPONSE	5 SEC.
ADV. PREMPTION	N/A
TAT	32 SEC.

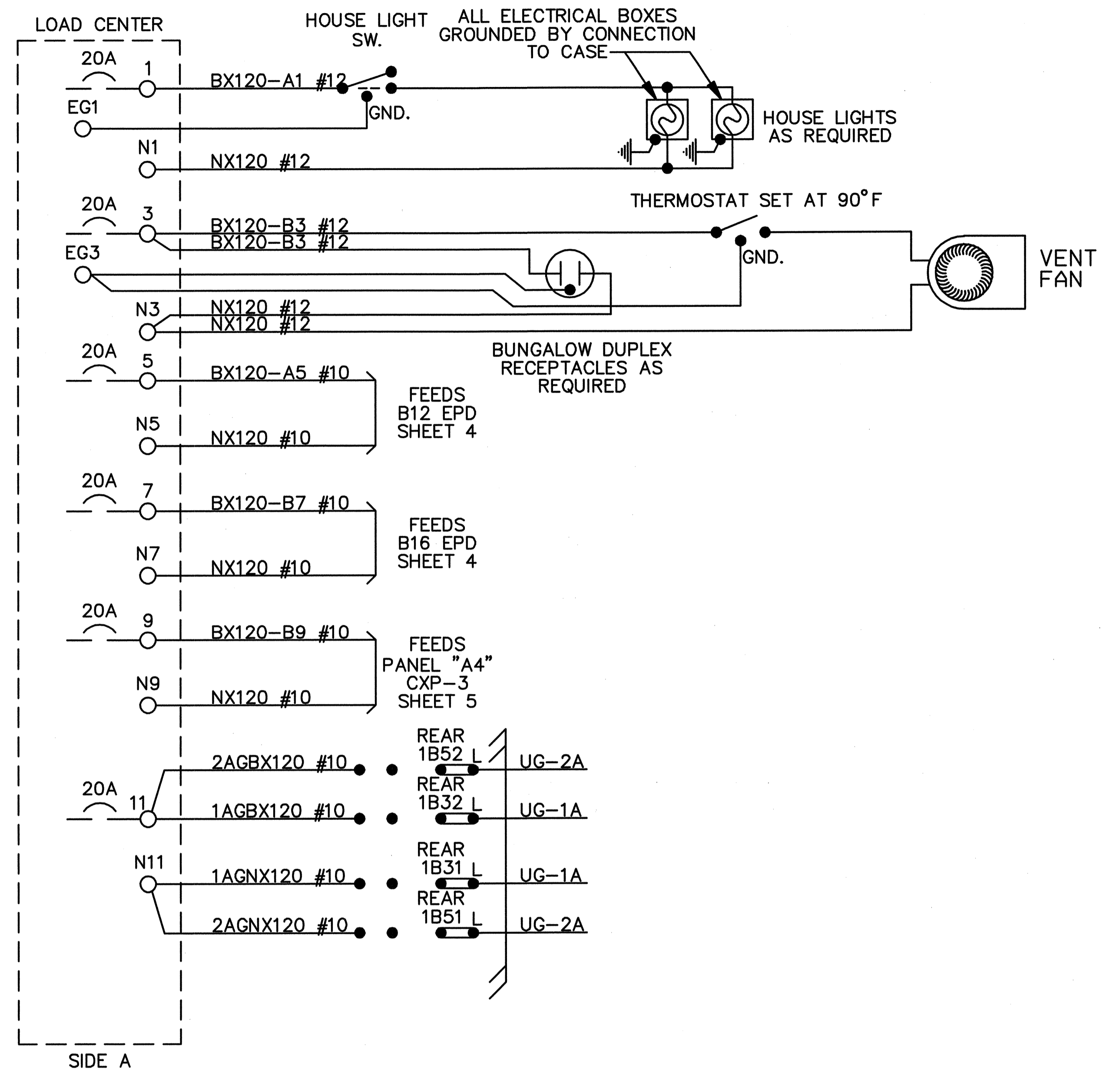
\* BASED ON TRAIN SPEED OF 25 M.P.H.

	<p>NC Firm License No.: F-0342 701 Corporate Center Drive Suite 475 Raleigh, NC 27607 Phone: 919-854-6200</p>	ORIGINAL DATE	06-05-12	LOCATION SR 1413 (PINEY GREEN RD.) JACKSONVILLE, NC CAMP LEJEUNE RAILROAD			
		DRAFTSMAN	AECOM				
		DESIGNER	AECOM				
		CHECKER	AECOM				
TITLE		LINE PLAN					
REVISION		SUB	NCDOT	RRMP		DOT NO.	722 904M
		SCALE	1"=400'	SHEET		2	OF 19

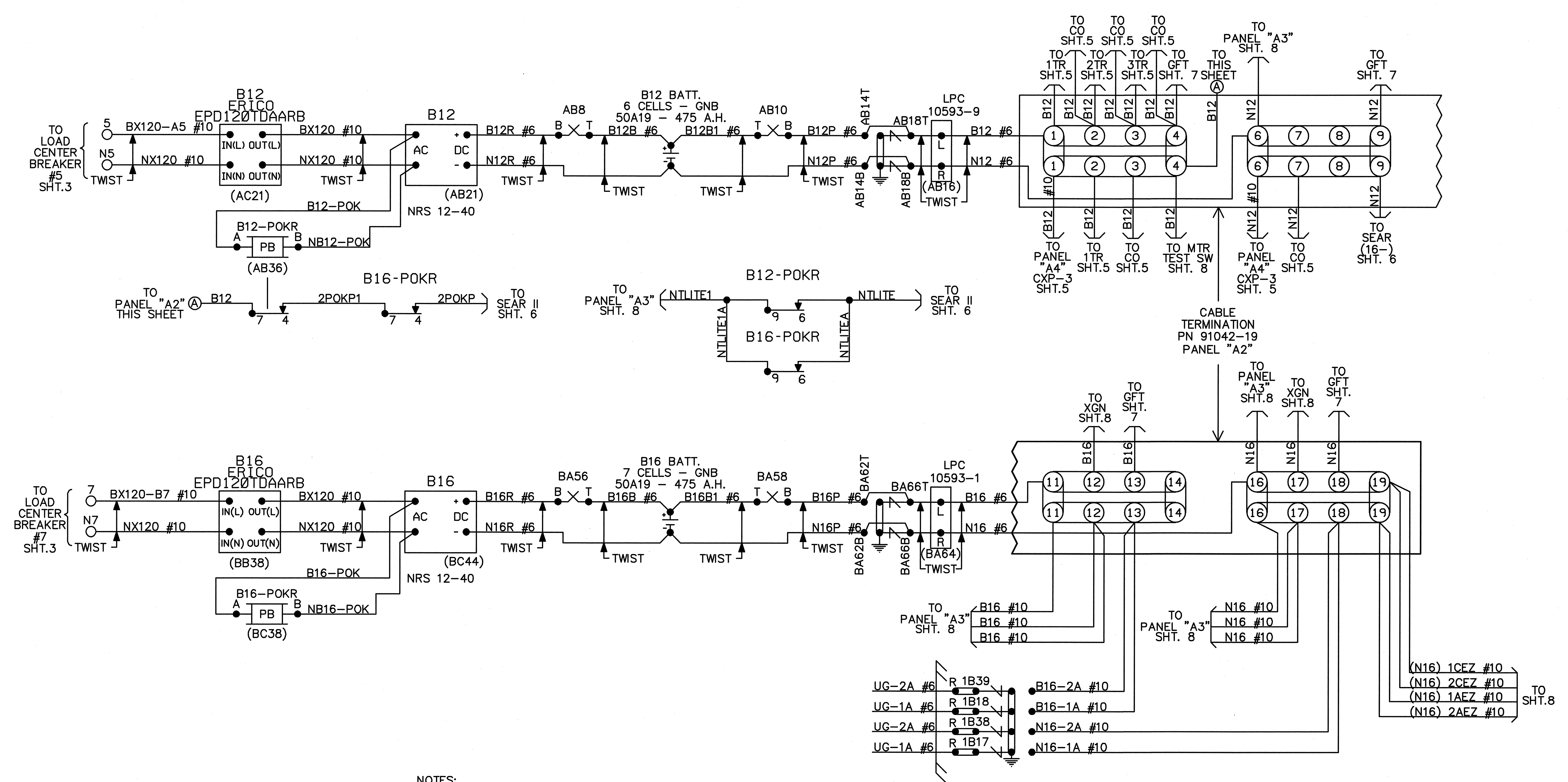


NOTE: ALL AC WIRING SHALL BE IN ELECTRICAL METALLIC TUBING (EMT) WITH NO EXPOSED TERMINALS. ALL AC 120V AND 240V EQUIPMENT IS TO BE PROPERLY GROUNDED.

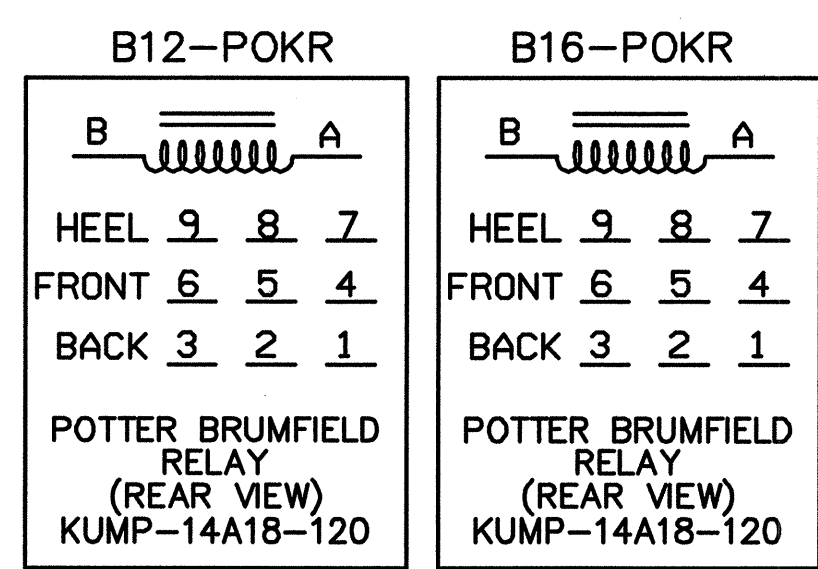
- SQUARE "D" PART NUMBERS:  
 LOAD CENTER—Q0116L125G  
 10A 1P CIR BKR—Q0110  
 20A 1P CIR BKR—Q0120  
 30A 1P CIR BKR—Q0130  
 30A 2P CIR BKR—Q0230  
 60A 2P CIR BKR—Q0260  
 100A 2P CIR BKR—Q02100  
 MECH INTERLOCK—PK4DTIM4LA
- GENERATOR RECEPTACLE:  
 MALE CONNECTOR - NEMA L1430-FI



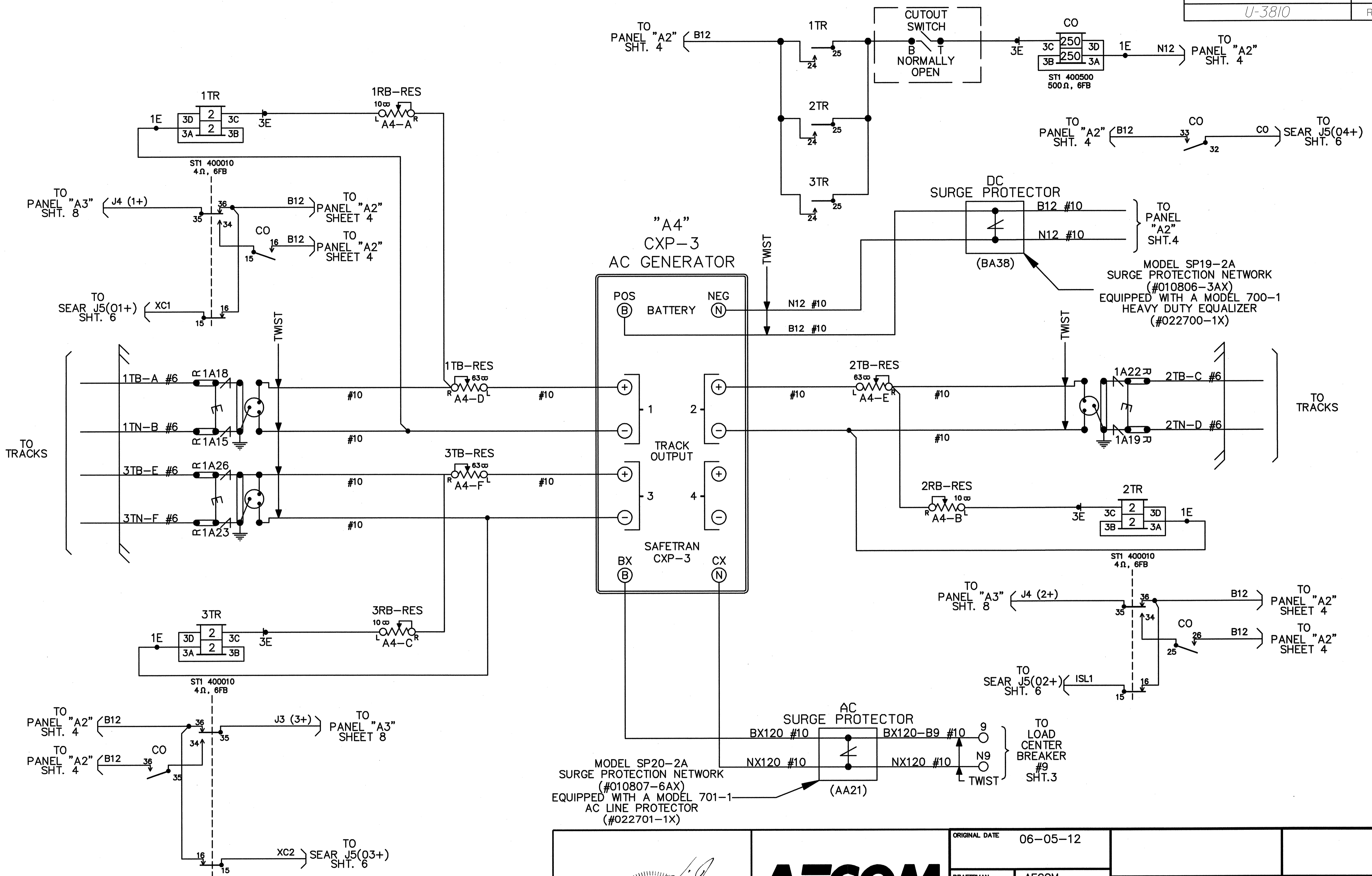
	<p>NC Firm License No.: F-0342          701 Corporate Center Drive          Suite 475 Raleigh, NC 27607          Phone: 919-854-6200</p>	ORIGINAL DATE 06-05-12	LOCATION SR 1413 (PINEY GREEN RD.) JACKSONVILLE, NC CAMP LEJEUNE RAILROAD	
		DRAFTSMAN AECOM	TITLE LOAD CENTER WIRING	
		DESIGNER AECOM		
		CHECKER AECOM		
REVISION	SUB NCDOT	RRMP	DOT NO. 722 904M	
		SCALE N.T.S.	SHEET 3 OF 19	



NOTES:  
ALL WIRING TO BE #16AWG  
UNLESS NOTED OTHERWISE.



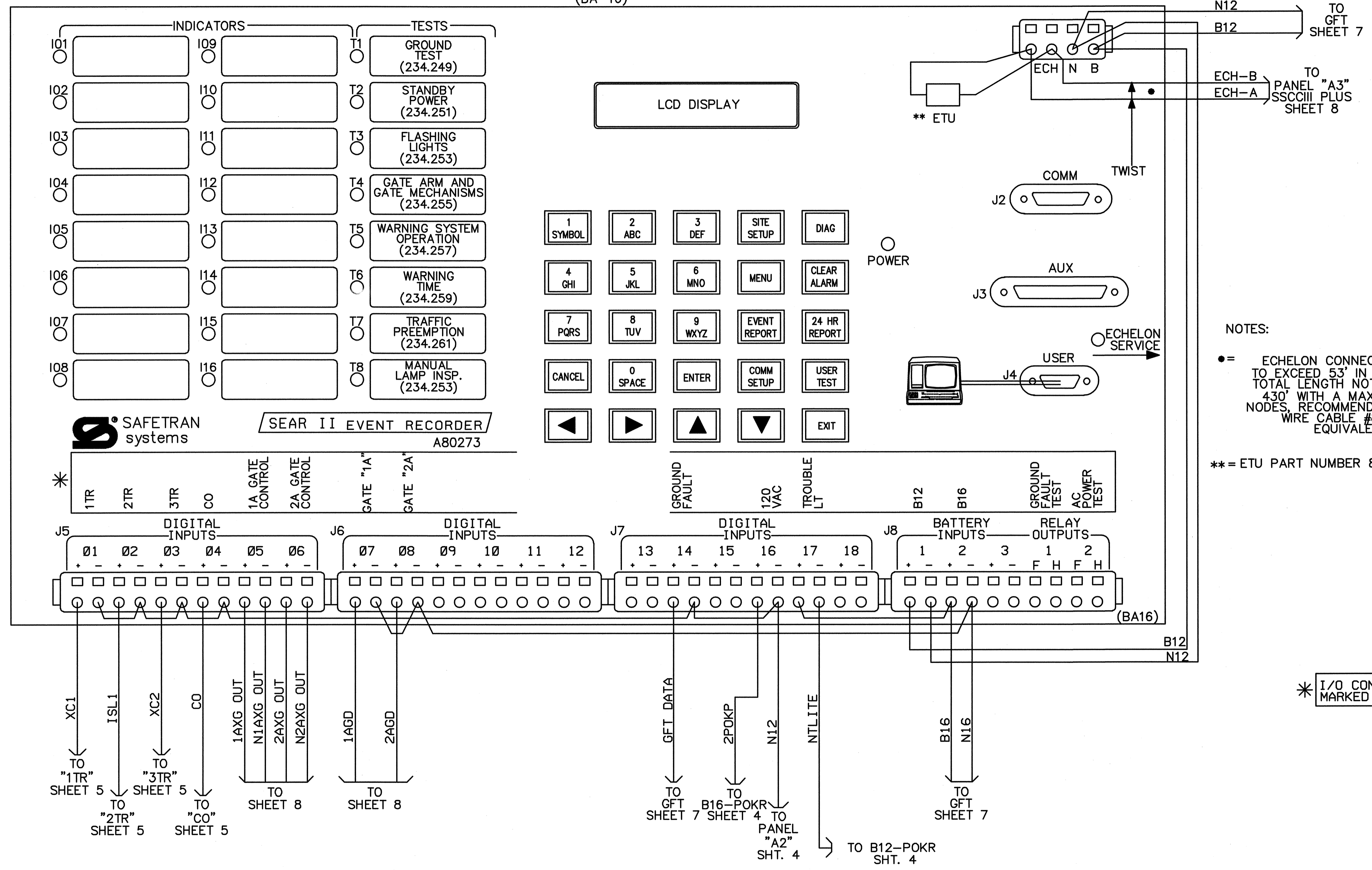
	<p>NC Firm License No.: F-0342 701 Corporate Center Drive Suite 475 Raleigh, NC 27607 Phone: 919-854-6200</p>	ORIGINAL DATE 06-05-12	LOCATION SR 1413 (PINEY GREEN RD.) JACKSONVILLE, NC CAMP LEJEUNE RAILROAD	
		DRAFTSMAN AECOM	TITLE CABLE TERMINATION PANEL "A2"	
		DESIGNER AECOM	SUB NCDOT	RRMP
CHECKER AECOM	REVISION	SCALE N.T.S.	SHEET 4 OF 19	



	<p>NC Firm License No.: F-0342 701 Corporate Center Drive Suite 475 Raleigh, NC 27607 Phone: 919-854-6200</p>	ORIGINAL DATE 06-05-12	LOCATION SR 1413 (PINEY GREEN RD.) JACKSONVILLE, NC CAMP LEJEUNE RAILROAD	
		DRAFTSMAN AECOM	TITLE CXP-3 CIRCUITRY PANEL "A4"	
		DESIGNER AECOM		
		CHECKER AECOM	SUB NCDOT	RRMP N.T.S.
REVISION		CTC NO.	SCALE N.T.S.	SHEET 5 OF 19




(BA-16)



SEAR II EVENT RECORDER  
A80273

NOTES:  
 ● = ECHELON CONNECTIONS NOT TO EXCEED 53' IN LENGTH AND TOTAL LENGTH NOT TO EXCEED 430' WITH A MAXIMUM OF 8 NODES. RECOMMEND USE BELDEN WIRE CABLE #8461 OR EQUIVALENT.  
 \*\* = ETU PART NUMBER 8000-80078-001

\* I/O CONFIG NOT MARKED ON PANEL



**AECOM**  
 NC Firm License No.: F-0342  
 701 Corporate Center Drive  
 Suite 475 Raleigh, NC 27607  
 Phone: 919-854-6200

ORIGINAL DATE	06-05-12	
DRAFTSMAN	AECOM	
DESIGNER	AECOM	
CHECKER	AECOM	
REVISION		
LOCATION	SR 1413 (PINEY GREEN RD.) JACKSONVILLE, NC CAMP LEJEUNE RAILROAD	
TITLE	SEAR II EVENT RECORDER	
SUB	NCDOT	DOT NO. 722 904M
SCALE	N.T.S.	SHEET 6 OF 19



BEFORE YOU START TO PROGRAM THE SSCIIIplus, YOU MUST GO TO THE CONFIGURE MENU AND SELECT THE FOLLOWING MCF:  
**2TRKDSTK.\*\*\***  
 YOU MUST THEN VERIFY THE CRC:  
**\*\*\***  
 YOU MUST THEN ENTER THE MCF ID CODE NUMBER:  
**\*\*\***  
 YOU ARE NOW READY TO START PROGRAMMING THE SSCIIIplus.

CONFIGURE		
MCF	2TRKDSTK.***	
CRC	***	
MCF ID	***	
LOS TIMERS	1: 5 SEC.	
	2: 5 SEC.	
	3: 5 SEC.	
	4: N/A	
	5: N/A	
	6: N/A	
TTER TIMER	1: 0 SECS	
	3: 2 SECS	
	4: N/A	
	6: N/A	
	ATCS ADDRESS	762XXXXXXX
	LOW BATTERY	DISABLED
AUX I/O	N/A	
DETECT LAMP NEUTRAL	DISABLED	
SET TO DEFAULT	SKIP	

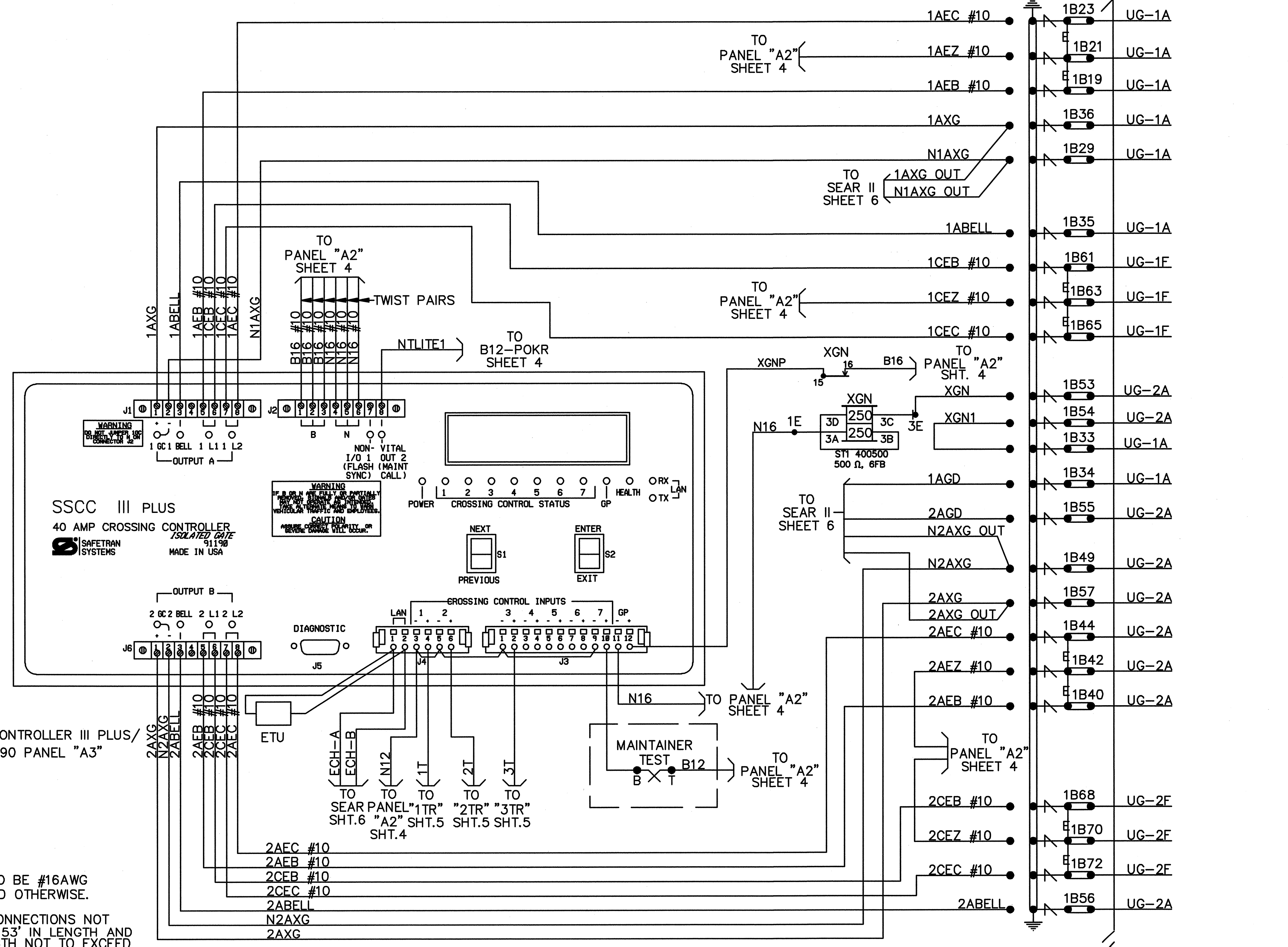
PROGRAM	
FLASHER RATE:	55 FPM
GATES USED:	YES
1 GC DELAY	4 SECS
2 GC DELAY	4 SECS
BELL-ON GATE RISING	ON
2GC/I7 MODE	N/A
MIN ACTIVATION TIME	20 SEC.
ENABLE INPUTS	4,5,6 DISABLED
INPUT 1	ENABLE
INPUT 2	ENABLE
INPUT 3	ENABLE
INPUT 4	DISABLE
INPUT 5	DISABLE
INPUT 6	DISABLE
INPUT 7	TEST SWITCH
PRG TEST SW ACTIVATE	ACT & STK REL
PRG STICK RELEASE TIME	5 MIN.
PRG ENABLED OUTPUTS: A&B	A AND B
TIME	
DATE	
DAYLIGHT SAVINGS	ON
PASSWORD	DISABLED
SET TO DEFAULT	SKIP

TEST CONFIGURE	
LAMP TEST CANCEL TIMER	5 MIN.
LAMP TEST DELAY TIMER	30 SEC.
LAMP TEST ON TIMER	15 SEC.

SETUP LAMP VOLTAGE	
SETUP OUTPUT 1L1 XX.X VOLTS	
SETUP OUTPUT 1L2 XX.X VOLTS	

NOTES:  
 ALL WIRING TO BE #16AWG UNLESS NOTED OTHERWISE.  
 • = ECHELON CONNECTIONS NOT TO EXCEED 53' IN LENGTH AND TOTAL LENGTH NOT TO EXCEED 430' WITH A MAXIMUM OF 8 NODES. RECOMMEND USE BELDEN WIRE CABLE #8461 OR EQUIVALENT.  
 ▶ = DIODE SAFETRAN  
 \* \* = RESISTORS TO BE INSTALLED TO LAMPS WITH SHORTEST CABLE RUN  
 \* \* \* = CONTRACTOR TO VERIFY LATEST SOFTWARE VERSION, CRC AND MCF ID CODE NUMBER.



# AECOM

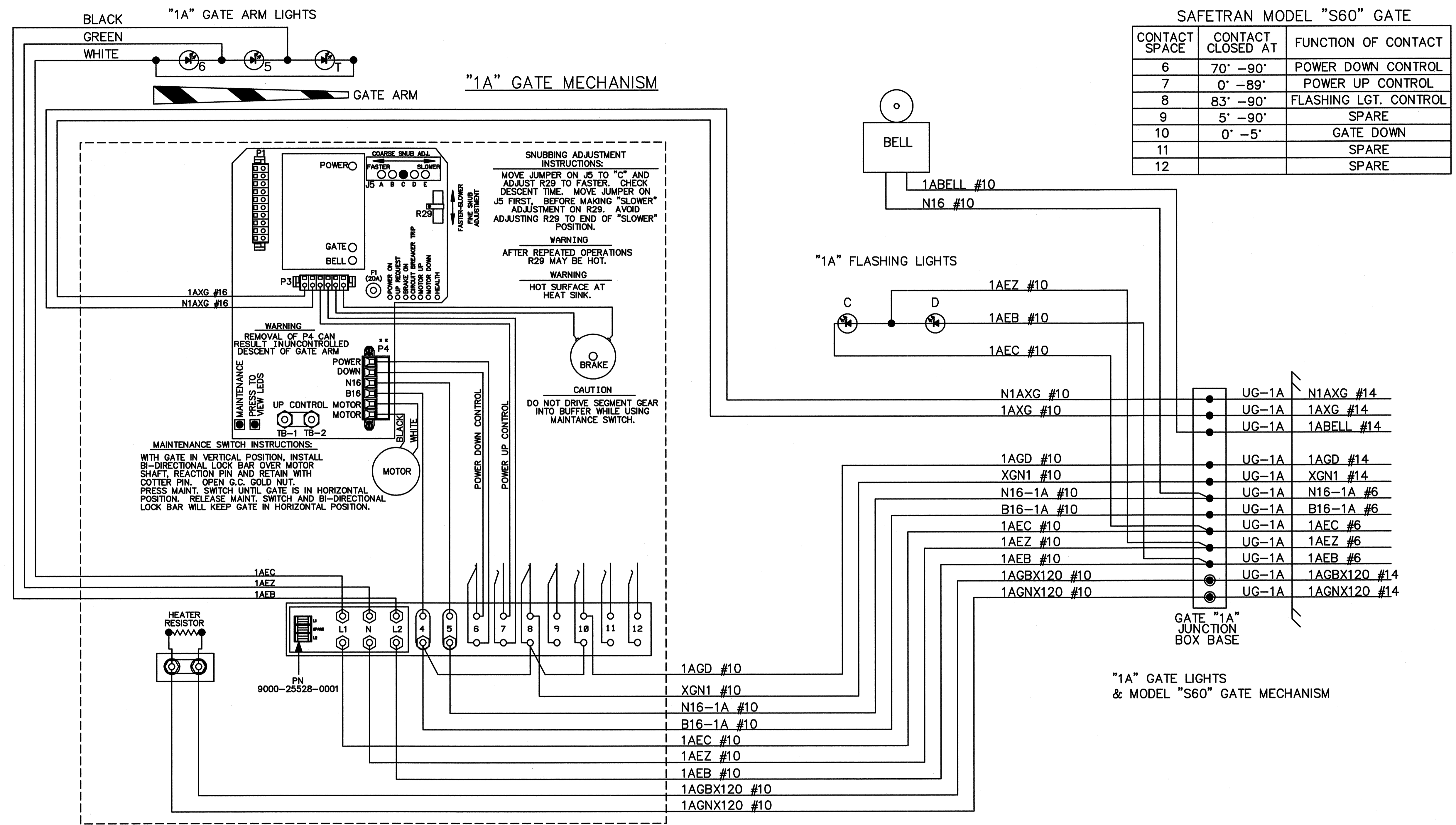
NC Firm License No.: F-0342  
 701 Corporate Center Drive  
 Suite 475 Raleigh, NC 27607  
 Phone: 919-854-6200



ORIGINAL DATE	06-05-12
DRAFTSMAN	AECOM
DESIGNER	AECOM
CHECKER	AECOM
REVISION	


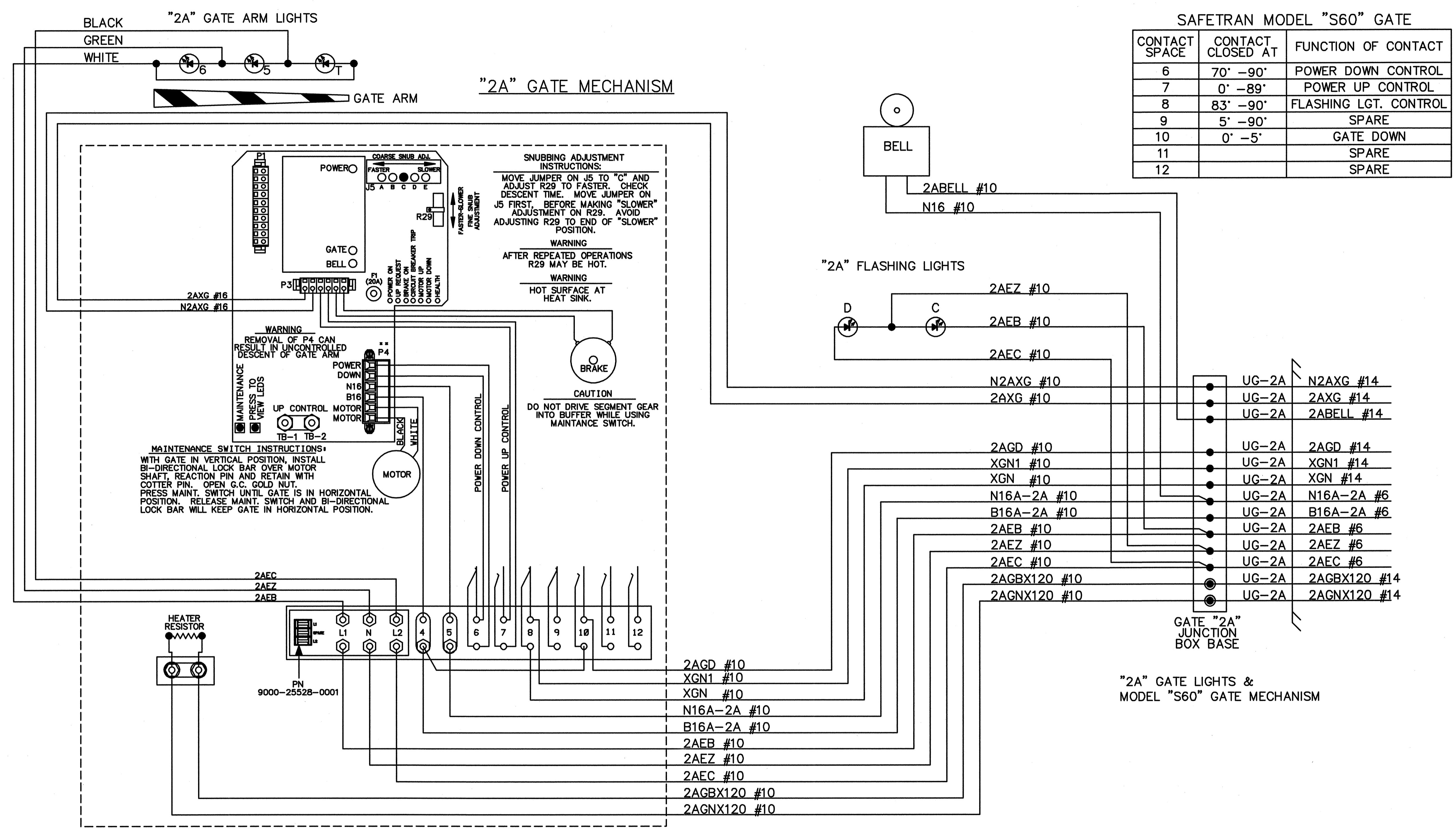
LOCATION: SR 1413 (PINEY GREEN RD.) JACKSONVILLE, NC CAMP LEJEUNE RAILROAD

TITLE: CROSSING CONTROLLER PANEL "A3"

SUB	RRMP	DOT NO.
NCDOT		722 904M
CTC NO.	SCALE N.T.S.	SHEET 8 OF 19

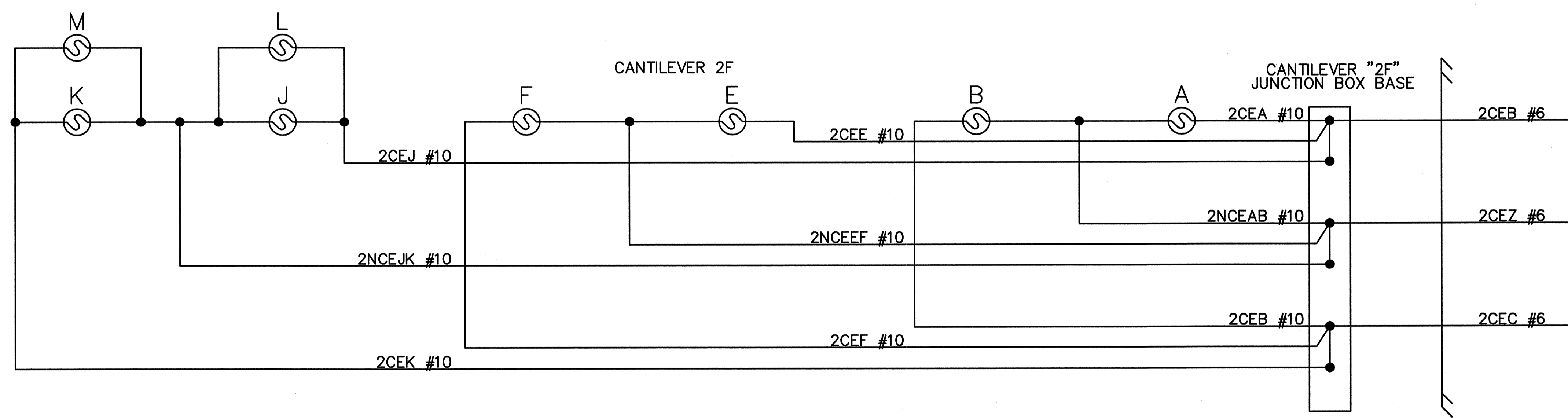
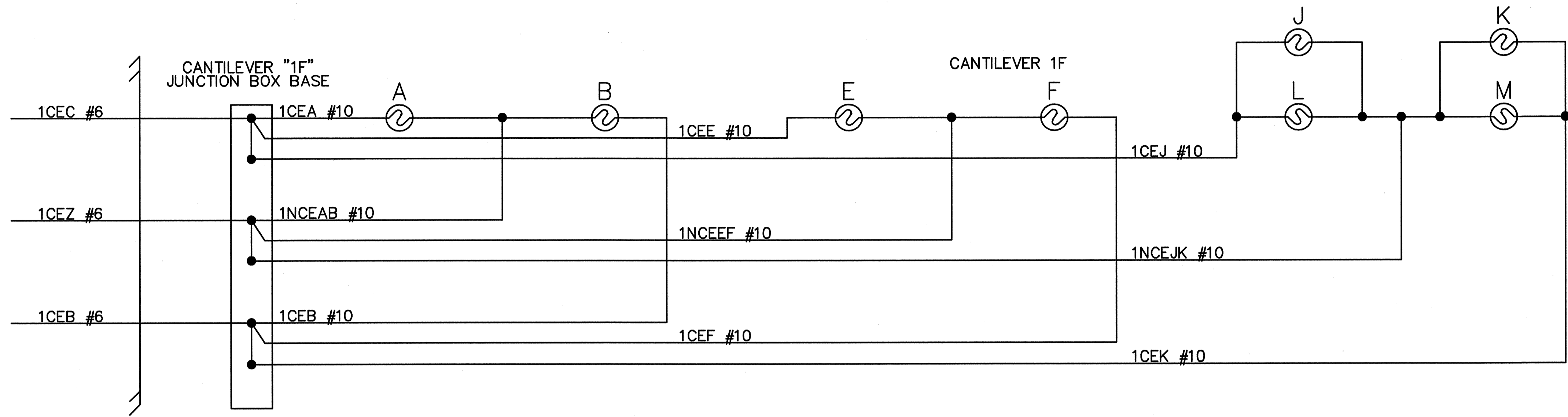


	 NC Firm License No.: F-0342 701 Corporate Center Drive Suite 475 Raleigh, NC 27607 Phone: 919-854-6200	ORIGINAL DATE 06-05-12	LOCATION SR 1413 (PINEY GREEN RD.) JACKSONVILLE, NC CAMP LEJEUNE RAILROAD		
		DRAFTSMAN AECOM			TITLE "1A" "S-60" GATE MECHANISM
		DESIGNER AECOM			
CHECKER AECOM		REVISION	SUB NCDOT	RRMP N.T.S.	DOT NO. 722 904M
			CTC NO.	SCALE	SHEET 9 OF 19



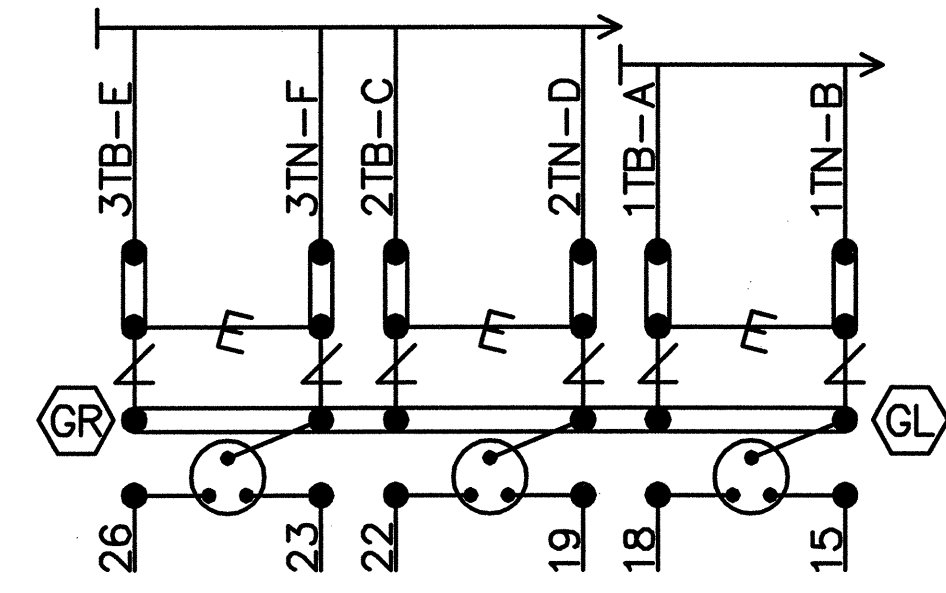
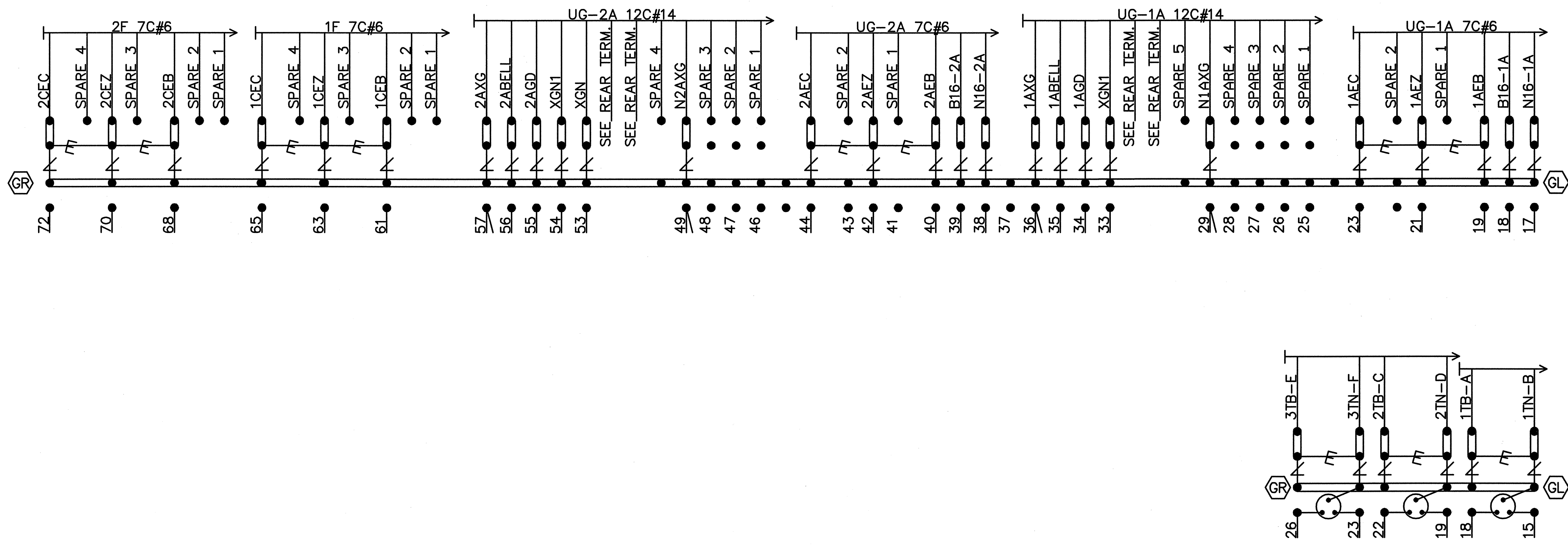
**AECOM**  
 NC Firm License No.: F-0342  
 701 Corporate Center Drive  
 Suite 475 Raleigh, NC 27607  
 Phone: 919-854-6200

ORIGINAL DATE	06-05-12		
DRAFTSMAN	AECOM	LOCATION SR 1413 (PINEY GREEN RD.) JACKSONVILLE, NC CAMP LEJEUNE RAILROAD	
DESIGNER	AECOM		
CHECKER	AECOM		
REVISION		TITLE "2A" "S-60" GATE MECHANISM	
	SUB NCDOT	RRMP N.T.S.	DOT NO. 722 904M
	CTC NO.	SCALE	SHEET 10 OF 19



	<p>NC Firm License No.: F-0342 701 Corporate Center Drive Suite 475 Raleigh, NC 27607 Phone: 919-854-6200</p>	ORIGINAL DATE	06-05-12		
		DRAFTSMAN	AECOM		
		DESIGNER	AECOM		
		CHECKER	AECOM		
		LOCATION	SR 1413 (PINEY GREEN RD.) JACKSONVILLE, NC CAMP LEJEUNE RAILROAD		
		TITLE	"1F" & "2F" CANTILEVER LIGHTING CIRCUITS		
REVISION		SUB	NCDOT	RRMP	DOT NO.
					722 904M
		CTC NO.	SCALE	N.T.S.	SHEET 11 OF 19

"1A" LEFT TWO ROWS TERMINAL BOARD 1 "1B"



NOTE: INSTALL TEST LINKS ON ALL TRACK WIRES AND ON ALL LOW VOLTAGE UNDERGROUND CABLE TERMINATIONS.

SEE FARADAY SHIELD DETAILS - 1A & 1B FOR HOW THIS PORTION OF THE FARADAY SHIELD IS PREDRILLED. ONLY INSTALL AND USE THE TERMINALS NEEDED.

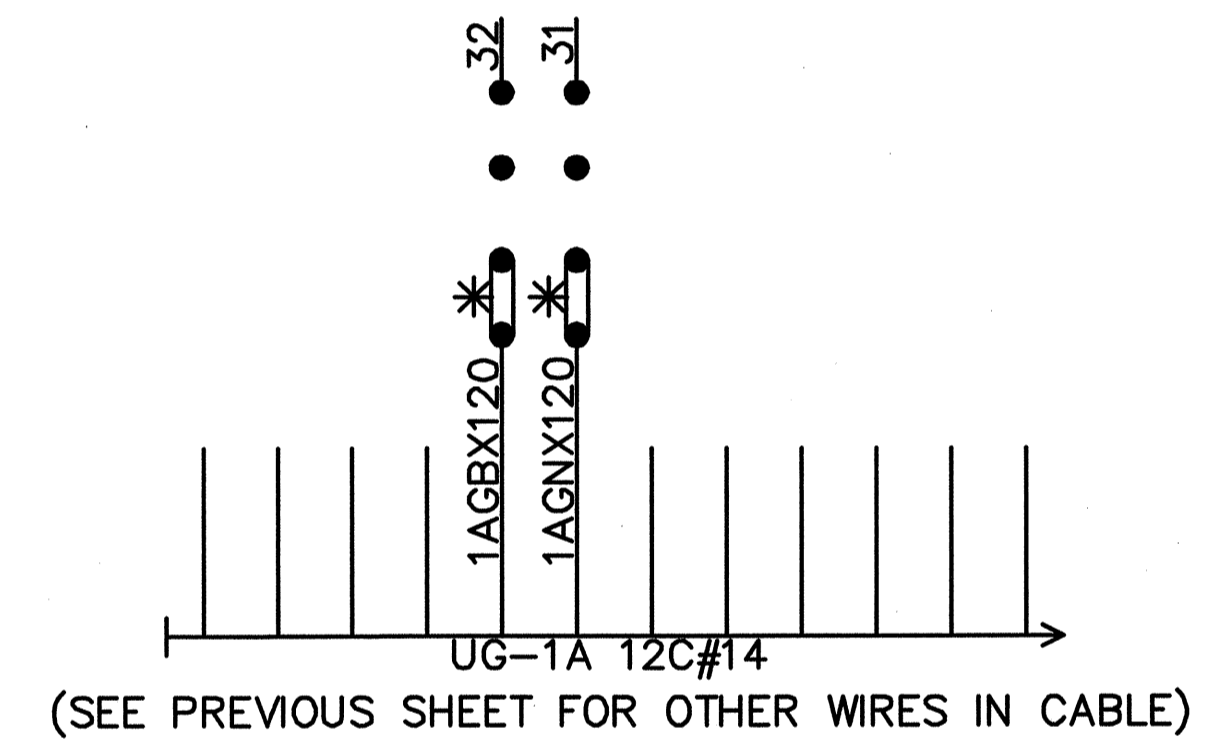
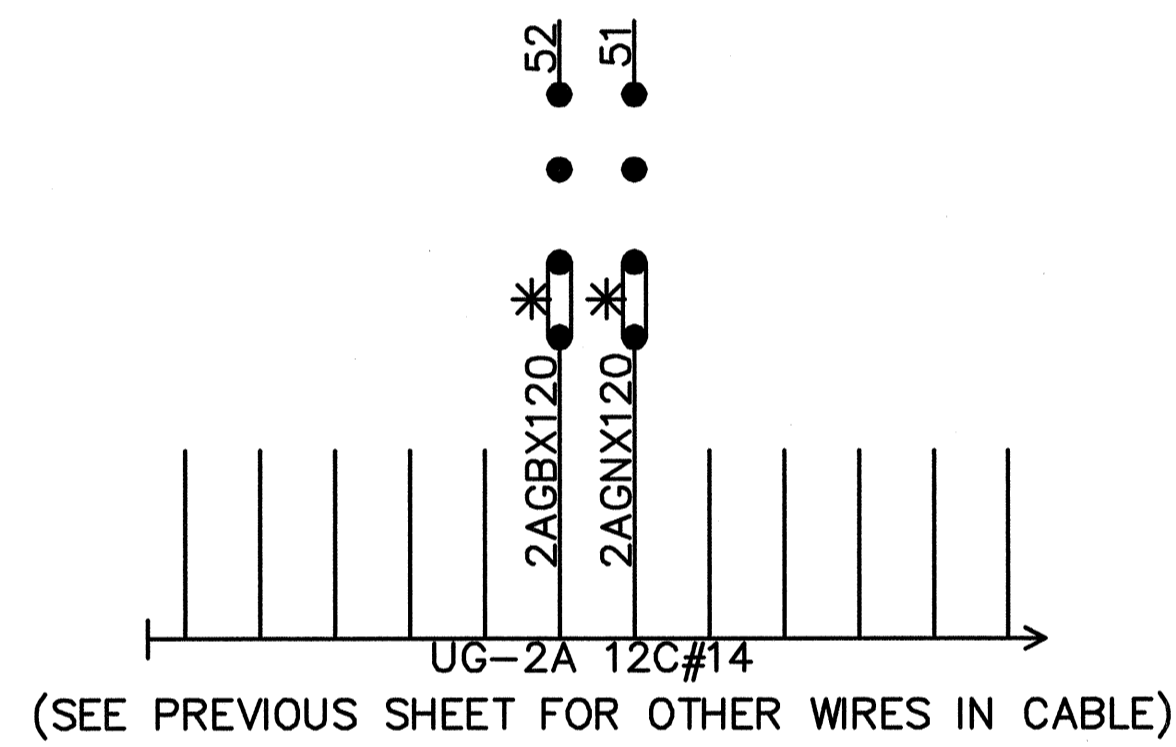
- = Heavy Duty Equalizer (022700-1X)
- = Clearview
- = Lightning Arrester (022585-1X)
- = LPC-10560-51

- = TERMINALS GROUNDED TO SHIELD. 4 POST BLOCKS USE EITHER - GR - SERMMI PART NO. 61278
- = SERMMI PART NO. 61278-1.

BACKBOARD DETAIL - 1A & 1B

	<b>AECOM</b>		ORIGINAL DATE 06-05-12	
	NC Firm License No.: F-0342 701 Corporate Center Drive Suite 475 Raleigh, NC 27607 Phone: 919-854-6200		DRAFTSMAN AECOM	DESIGNER AECOM
			CHECKER AECOM	LOCATION SR 1413 (PINEY GREEN RD.) JACKSONVILLE, NC CAMP LEJEUNE RAILROAD
			REVISION	TITLE BACKBOARD DETAIL 1A & 1B
		SUB NCDOT	RRMP	DOT NO. 722 904M
		CTC NO.	SCALE N.T.S.	SHEET 12 OF 19

REAR VIEW OF LEFT TWO ROWS TERMINAL BOARD 1  
"1B"  
"1A"



NOTE: ALL 120VAC AND ABOVE WILL BE WIRED TO THE REAR OF FARADAY BACKBOARD. INSULATED NUTS MUST BE USED ON ALL TERMINALS.

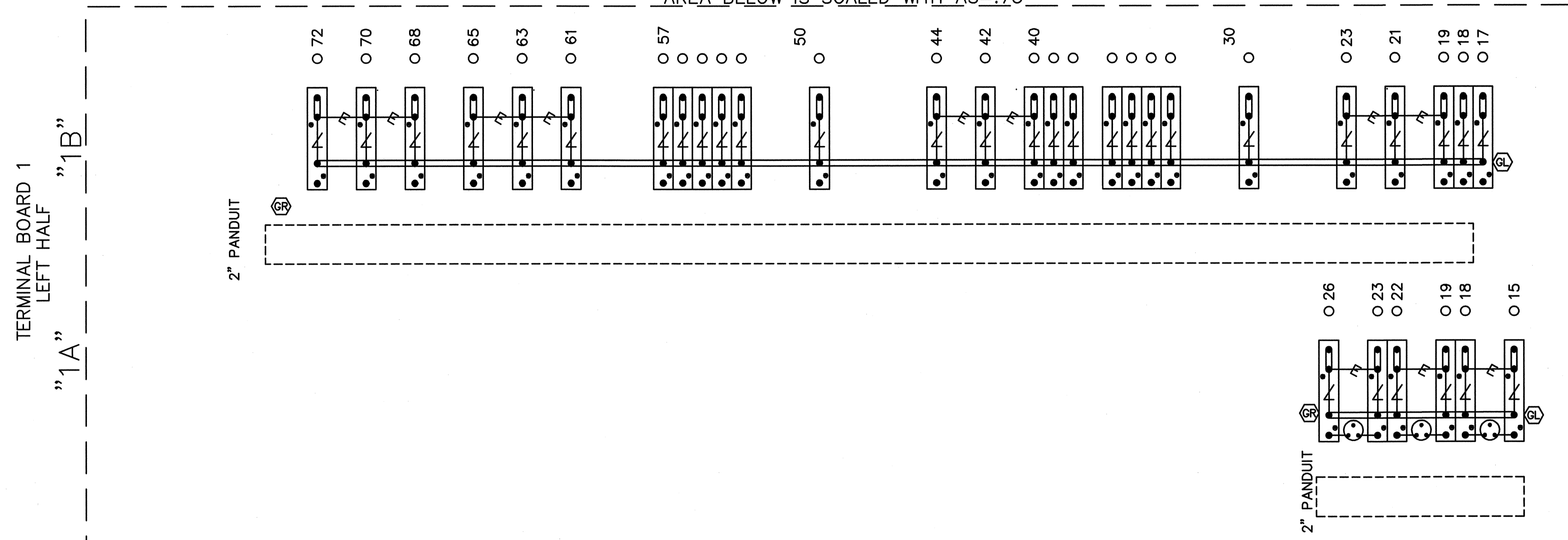
\* = CLOSED DURING WINTER MONTHS

	<p>NC Firm License No.: F-0342 701 Corporate Center Drive Suite 475 Raleigh, NC 27607 Phone: 919-854-6200</p>	ORIGINAL DATE 06-05-12				
		DRAFTSMAN	AECOM	LOCATION SR 1413 (PINEY GREEN RD.) JACKSONVILLE, NC CAMP LEJEUNE RAILROAD		
		DESIGNER	AECOM			
		CHECKER	AECOM			
TITLE REAR BACKBOARD DETAIL 1A & 1B		SUB NCDOT	RRMP	DOT NO. 722 904M		
REVISION		SCALE N.T.S.		SHEET 13 OF 19		



NOTE: IF THE FARADAY SHIELD WOULD EVER NEED TO BE DRILLED IN THE FIELD, PROPER PRECAUTIONS MUST BE TAKEN TO INSURE METAL SHAVINGS DO NOT GET INTO EXISTING TERMINALS/WIRES.

AREA BELOW IS SCALED WITH AS=.75



TERMINAL BOARD 1  
LEFT HALF  
"1A"  
"1B"

2" PANDUIT


2" PANDUIT

- = Heavy Duty Equalizer (022700-1X)
- = Clearview Lightning Arrester (022585-1X)
- = LPC-10560-51

- = TERMINALS GROUNDED TO SHIELD. 4 POST BLOCKS USE EITHER - GR - SERMMI PART NO. 61278
- = SERMMI PART NO. 61278-1.

- INDICATES PLACEMENT OF PANDUIT

THIS SHEET IS FOR REFERENCE ONLY, TO REFLECT HOW THE FARADAY SHIELD IS PREDRILLED. ONLY INSTALL AND USE THE TERMINALS NEEDED.



**AECOM**  
 NC Firm License No.: F-0342  
 701 Corporate Center Drive  
 Suite 475 Raleigh, NC 27607  
 Phone: 919-854-6200




ORIGINAL DATE 06-05-12		LOCATION SR 1413 (PINEY GREEN RD.) JACKSONVILLE, NC CAMP LEJEUNE RAILROAD	
DRAFTSMAN AECOM	DESIGNER AECOM	TITLE FARADAY SHIELD DETAIL 1A & 1B	
CHECKER AECOM			
REVISION		SUB NCDOT	RRMP DOT NO. 722 904M
		CTC NO.	SCALE N.T.S.
			SHEET 14 OF 19



PROJECT REFERENCE NO.	SHEET NO.
U-3810	RR-018

RIGHT ROW TERMINAL BOARD 1  
"1C"



NOTE: INSTALL TEST LINKS ON ALL TRACK  
WIRES AND ON ALL LOW VOLTAGE  
UNDERGROUND CABLE TERMINATIONS.

SEE FARADAY SHIELD DETAILS - 1C  
FOR HOW THIS PORTION OF THE FARADAY  
SHIELD IS PREDRILLED. ONLY INSTALL AND  
USE THE TERMINALS NEEDED.

-  = Heavy Duty Equalizer  
(022700-1X)
-  = Clearview  
Lightning Arrester  
(022585-1X)
-  = LPC-10560-51

-  = TERMINALS GROUNDED TO SHIELD.
-  = 4 POST BLOCKS USE EITHER -  
GR - SERMMI PART NO. 61278  
GL - SERMMI PART NO. 61278-1.

BACKBOARD DETAIL - 1C

	 NC Firm License No.: F-0342 701 Corporate Center Drive Suite 475 Raleigh, NC 27607 Phone: 919-854-6200	ORIGINAL DATE	06-05-12	
		DRAFTSMAN	AECOM	
		DESIGNER	AECOM	
		CHECKER	AECOM	
		LOCATION	SR 1413 (PINEY GREEN RD.) JACKSONVILLE, NC CAMP LEJEUNE RAILROAD	
		TITLE	BACKBOARD DETAIL 1C	
REVISION		SUB	NCDOT	RRMP
		DOT NO.	722 904M	
		SCALE	N.T.S.	
		SHEET	15 OF 19	

NOTE: IF THE FARADAY SHIELD WOULD EVER NEED TO BE DRILLED IN THE FIELD, PROPER PRECAUTIONS MUST BE TAKEN TO INSURE METAL SHAVINGS DO NOT GET INTO EXISTING TERMINALS/WIRES.

AREA BELOW IS SCALED WITH AS=.75

TERMINAL BOARD 1  
RIGHT HALF  
"1C"




- = Heavy Duty Equalizer (022700-1X)
- = Clearview Lightning Arrester (022585-1X)
- = LPC-10560-51

- = TERMINALS GROUNDED TO SHIELD.
- = 4 POST BLOCKS USE EITHER -  
GR - SERMMI PART NO. 61278  
GL - SERMMI PART NO. 61278-1.

- INDICATES PLACEMENT OF PANDUIT

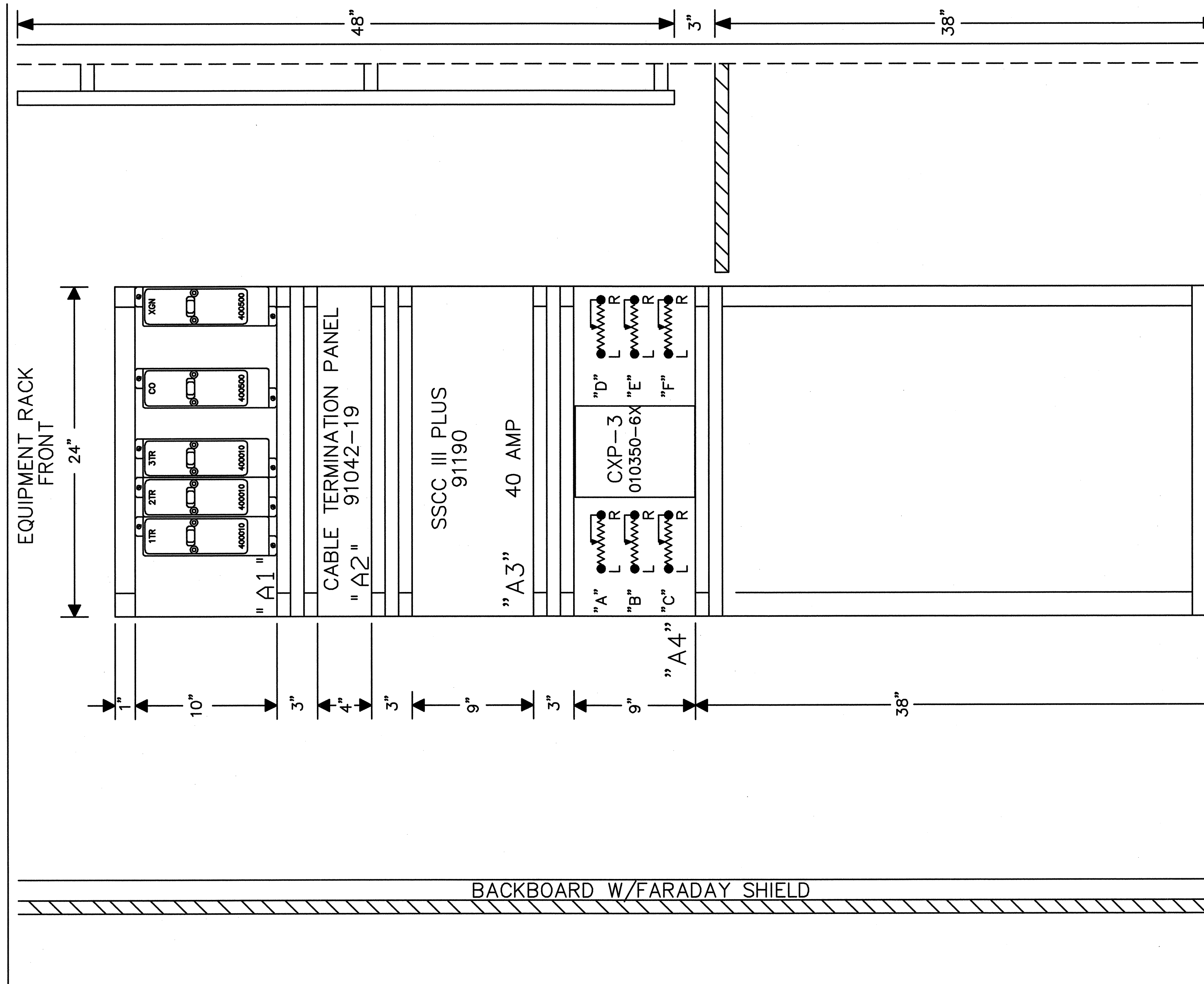
THIS SHEET IS FOR REFERENCE ONLY, TO REFLECT HOW THE FARADAY SHIELD IS PREDRILLED. ONLY INSTALL AND USE THE TERMINALS NEEDED.




**AECOM**

NC Firm License No.: F-0342  
701 Corporate Center Drive  
Suite 475 Raleigh, NC 27607  
Phone: 919-854-6200


ORIGINAL DATE		06-05-12	
DRAFTSMAN	AECOM	LOCATION SR 1413 (PINEY GREEN RD.) JACKSONVILLE, NC CAMP LEJEUNE RAILROAD	
DESIGNER	AECOM		
CHECKER	AECOM		
REVISION		TITLE FARADAY SHIELD DETAIL 1C	
SUB	NCDOT	RRMP	DOT NO. 722 904M
CTC NO.	SCALE	N.T.S.	SHEET 16 OF 19



SIDE "C"


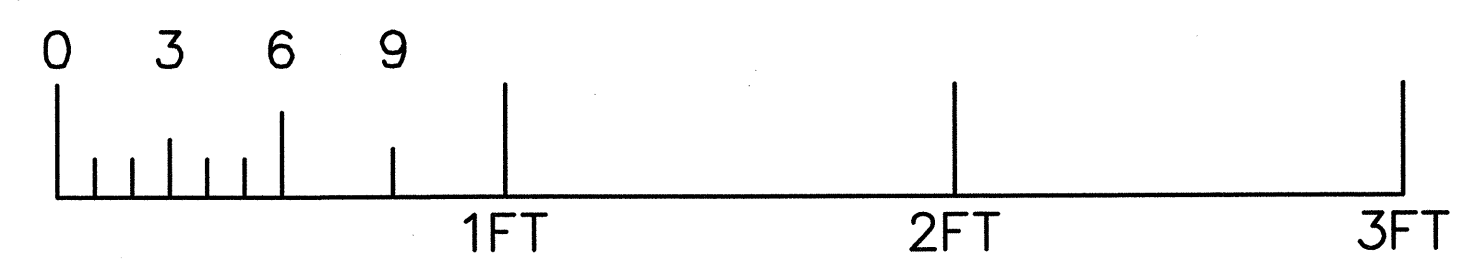
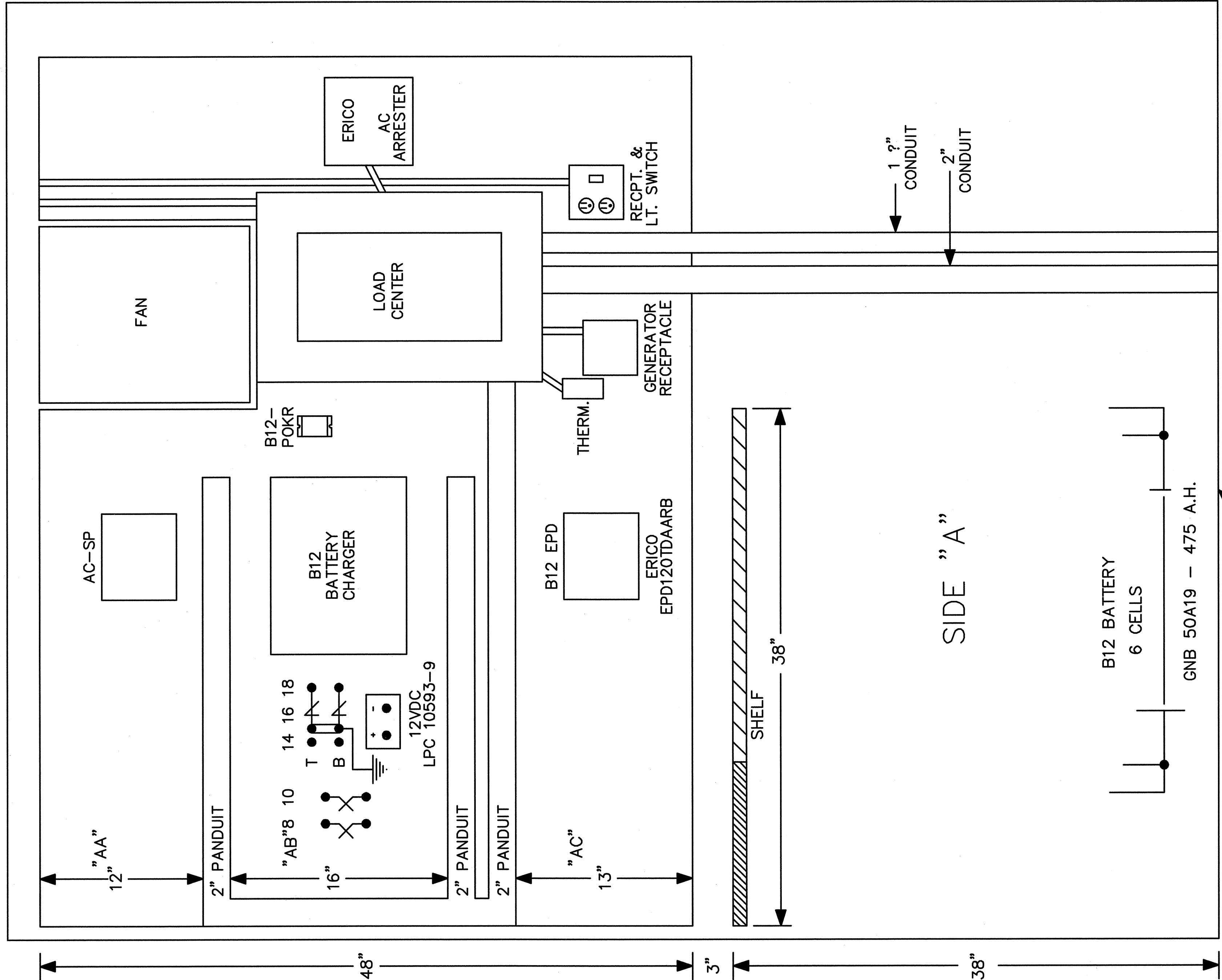


RACK PLACEMENT  
6' X 6' HOUSE - SIDE "C"



**AECOM**  
 NC Firm License No.: F-0342  
 701 Corporate Center Drive  
 Suite 475 Raleigh, NC 27607  
 Phone: 919-854-6200

ORIGINAL DATE		06-05-12	
DRAFTSMAN	AECOM	LOCATION SR 1413 (PINEY GREEN RD.) JACKSONVILLE, NC CAMP LEJEUNE RAILROAD	
DESIGNER	AECOM		
CHECKER	AECOM		
TITLE		6'X6' HOUSE - (SIDE C - RACK PLACEMENT)	
REVISION		SUB NCDOT	RRMP DOT NO. 722 904M
		CTC NO.	SCALE N.T.S. SHEET 17 OF 19



**AECOM**  
 NC Firm License No.: F-0342  
 701 Corporate Center Drive  
 Suite 475 Raleigh, NC 27607  
 Phone: 919-854-6200

ORIGINAL DATE	06-05-12
DRAFTSMAN	AECOM
DESIGNER	AECOM
CHECKER	AECOM
REVISION	

LOCATION SR 1413 (PINEY GREEN RD.) JACKSONVILLE, NC CAMP LEJEUNE RAILROAD		
TITLE 6'X6' HOUSE - (SIDE "A")		
SUB NCDOT	RRMP	DOT NO. 722 904M
CTC NO.	SCALE N.T.S.	SHEET 18 of 19

