

**STATE OF NORTH CAROLINA  
DEPARTMENT OF TRANSPORTATION**

TIP NO. U-2809B	SHEET NO. SIGN-1
APPROVED: <i>[Signature]</i>	
DATE: 5/21/12	
SEAL	

**SIGNING PLAN  
CUMBERLAND COUNTY**

**LOCATION: SR 1132 (LEGION RD) FROM SR 1363 (ELK RD) TO  
SR 1007 (OWEN DR) IN FAYETTEVILLE**

**T.I.P.: U-2809B**

**ROADWAY STANDARD DRAWING**

THE FOLLOWING ROADWAY STANDARDS AS APPEAR IN "ROADWAY STANDARD DRAWINGS" - PROJECT SERVICES UNIT - N.C. DEPARTMENT OF TRANSPORTATION - RALEIGH, N.C., DATED JANUARY 2012 ARE APPLICABLE TO THIS PROJECT AND BY REFERENCE HEREBY ARE CONSIDERED A PART OF THESE PLANS:

STD. NO.	TITLE
901.50	ARROWS AND SHIELDS
904.10	ORIENTATION OF GROUND MOUNTED SIGNS
904.50	MOUNTING OF TYPE 'D', 'E' AND 'F' SIGNS ON 'U' CHANNEL POSTS

**PROJECT NOTES**

1. DISPOSEAL OF SIGN SYSTEM, U CHANNEL
2. DISPOSEAL OF SIGN SYSTEM, WOOD POST
3. RELOCATE SIGN, TYPE "E"
4. DISPOSEAL OF SUPPORT, U-CHANNEL

**GENERAL NOTES**

- . SIGNS FURNISHED BY STATE
- . ALL TYPE 'D' SIGNS SHALL BE MOUNTED ON TWO U-CHANNEL POSTS UNLESS OTHERWISE INDICATED ON THE PLANS.
- . IF REMOVAL OR RELOCATION OF SIGNS ON PRIVATE STREET (NON-STATE MAINTAINED) IS REQUIRED DUE TO CONSTRUCTION, THE CONTRACTOR SHALL INFORM THE ENGINEER. THE WORK WILL BE COMPLETED BY OTHERS.
- . WHEN NOT STATIONED OR DIMENSIONED ON PLANS, ALL 'E' AND 'F' SIGNS SHALL BE FIELD LOCATED BY THE ENGINEER
- . ALL EXISTING SIGNS ON "U" CHANNEL POST WITHIN THE PROJECT LIMITS SHALL BE REMOVED AND DISPOSED OF UNLESS OTHERWISE NOTED ON PLANS.
- . WHEN EXISTING SIGNS ARE REMOVED AND INSTALLED ON NEW SUPPORTS, THE RE-ERECTION SHALL IMMEDIATELY FOLLOW THE REMOVAL.
- . THE BACKGROUND FOR TYPE E & F SIGNS SHALL BE TYPE C REFLECTIVE SHEETING.
- . SEE ROADWAY PLANS FOR GUARD/GUIDE RAIL DETAILS.

**SUMMARY OF QUANTITIES**

ITEM NO.		ITEM DESCRIPTION	QUANTITY	UNIT
DESC. NO.	SECT. NO.			
4072000000	903	SUPPORTS, 3 LB STEEL U-CHANNEL	2349	L.F.
4096000000	904	SIGN ERECTION, TYPE D	5	EA.
4102000000	904	SIGN ERECTION, TYPE E	134	EA.
4116100000	904	SIGN ERECTION, RELOCATE SIGN TYPE "E"	7	EA.
4155000000	907	DISPOSAL OF SIGN SYSTEM, U-CHANNEL	88	EA.
4158000000	907	DISPOSAL OF SIGN SYSTEM, WOOD	4	EA.
4192000000	907	DISPOSAL OF SUPPORT, U-CHANNEL	6	EA.

**INDEX**


SHEET NO.	DESCRIPTION
SIGN-1	TITLE SHEET
SIGN-2	TYPE "D" SIGN DESIGNS
SIGN-3	E SHEET
SIGN-4-16	SIGNING PLAN SHEETS

PLAN PREPARED BY: N.C.D.O.T. SIGNING AND DELINEATION UNIT

**AYMAN ALQUADWAH, PE, CPM** SIGNING & DELINEATION REGIONAL ENGINEER  
**BASIR A. RASHID** SIGNING & DELINEATION PROJECT DESIGN ENGINEER/TECHNICIAN



**CONTRACT:**

TIP NO. U-2809B	SHEET NO. SIGN-2
APPROVED: <i>[Signature]</i>	
DATE: 5/21/12	
SEAL	
	

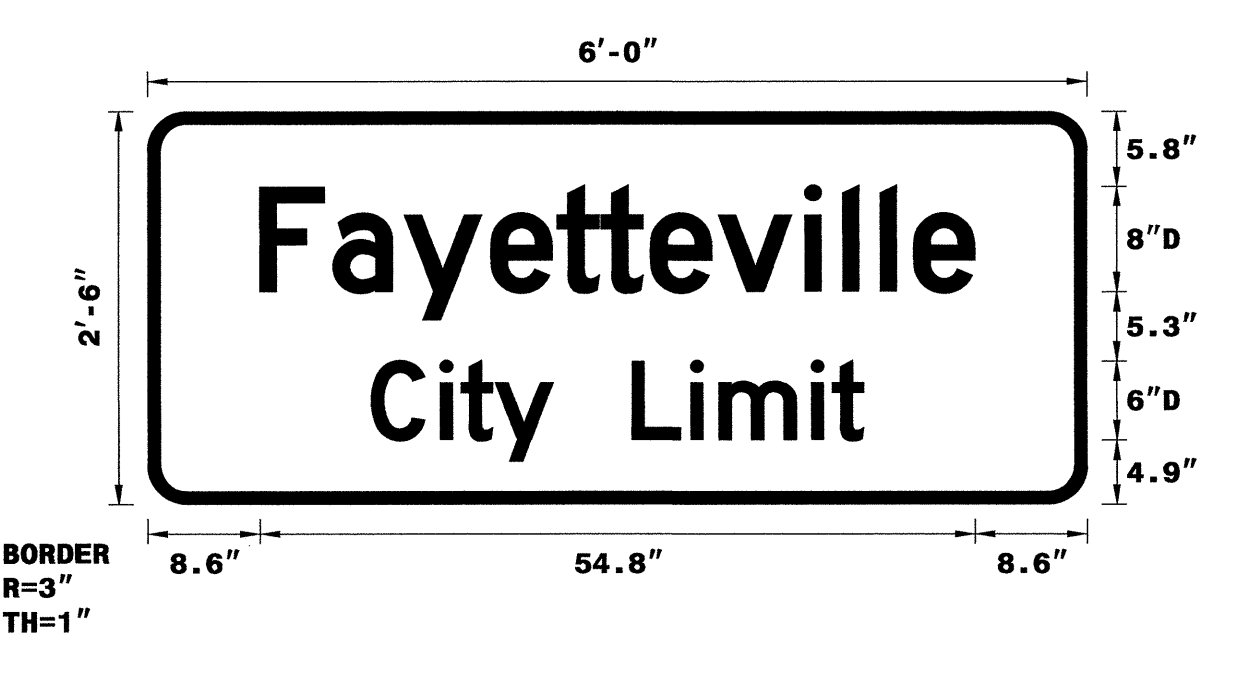
SIGN NUMBER: 301,302  
TYPE: D  
QUANTITY: 1  
SIGN WIDTH: 6'-0"  
HEIGHT: 2'-6"  
TOTAL AREA: 15.0 Sq.Ft.  
BORDER TYPE: FLUSH  
RECESS: 0"  
WIDTH: 1"  
RADIUS: 3"  
NO. Z BARS: 1  
LENGTH: 1

BACKG COLOR: Green  
COPY COLOR: White

SYMBOL	X	Y	WID	HT
ARUP	7.2	14	8	12

MAT'L: 0.125" (3.2 mm) ALUMINUM

DESIGN BY: B. RASHID  
PROJECT ID: U-2809B  
CHECKED BY:  
DIV: 6  
DATE: May 17, 2012



USE NOTES: 1,2  
1. Legend and border(except those that are colored black) shall be direct applied Grade C sheeting.  
2. Background shall be Grade C reflective sheeting.

BORDER R=3" TH=1"

Spacing Factor is 1 unless specified otherwise

LETTER POSITIONS

Letter spacings are to start of next letter

Series/Size	Text Length
D 2000	54.8
D 2000	37.7

FILENAME: U-2809B\_Sgn\_Sgn\_Design NORTH CAROLINA D.O.T. SIGN DETAIL

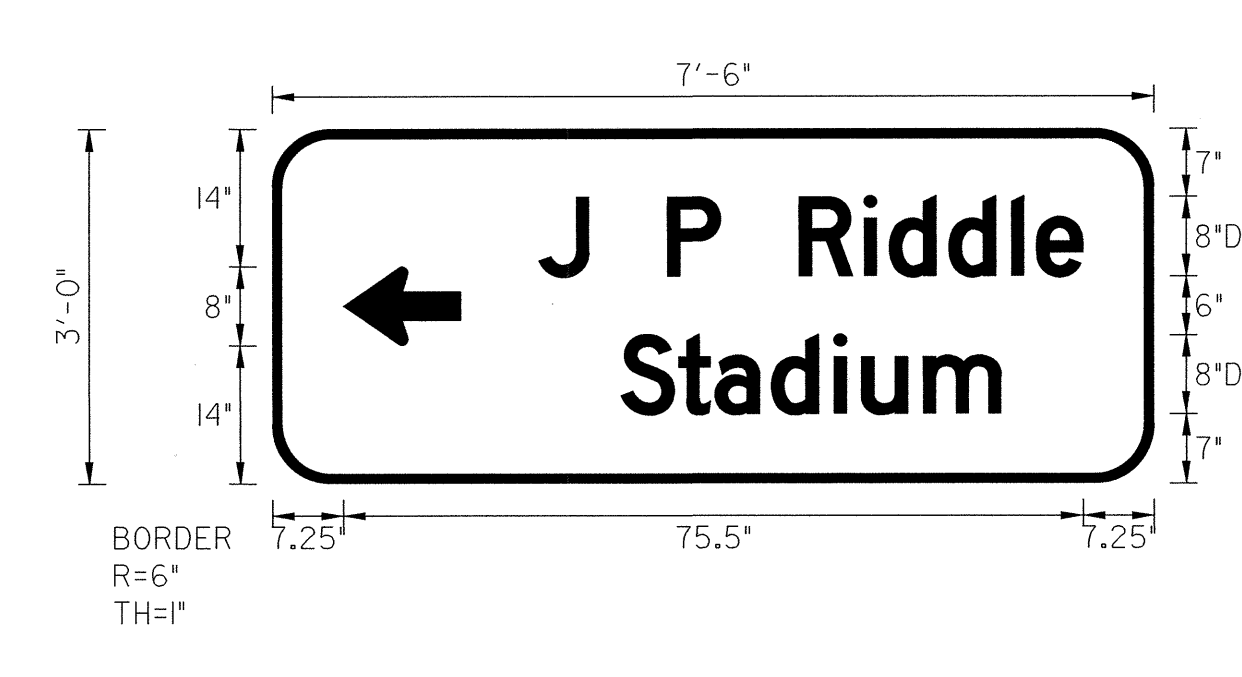
SIGN NUMBER: 303  
TYPE: D  
QUANTITY: 1  
SIGN WIDTH: 7'-6"  
HEIGHT: 3'-0"  
TOTAL AREA: 22.5 Sq.Ft.  
BORDER TYPE: FLUSH  
RECESS: 0"  
WIDTH: 1"  
RADIUS: 6"  
NO. Z BARS: 1  
LENGTH: 1

BACKG COLOR: Green  
COPY COLOR: White

SYMBOL	X	Y	WID	HT
ARUP	7.2	14	8	12

MAT'L: 0.125" (3.2 mm) ALUMINUM

DESIGN BY: B. RASHID  
PROJECT ID: U-2809B  
CHECKED BY:  
DIV: 6  
DATE: May 17, 2012



USE NOTES: 1,2  
1. Legend and border(except those that are colored black) shall be direct applied Grade C sheeting.  
2. Background shall be Grade C reflective sheeting.

BORDER R=6" TH=1"

Spacing Factor is 1 unless specified otherwise

LETTER POSITIONS

Letter spacings are to start of next letter

Series/Size	Text Length
D 2000	55.5
D 2000	38.8

FILENAME: U-2809B\_Sgn\_Sgn\_Design NORTH CAROLINA D.O.T. SIGN DETAIL

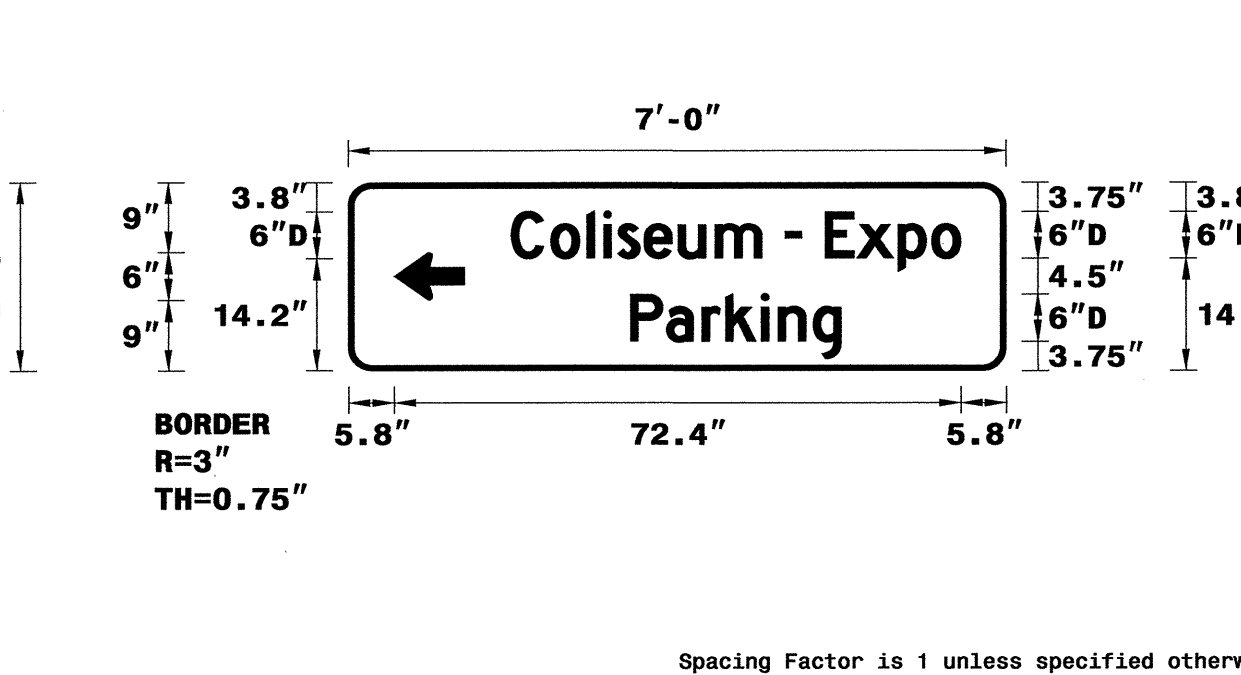
SIGN NUMBER: 304  
TYPE: D  
QUANTITY: 1  
SIGN WIDTH: 7'-0"  
HEIGHT: 2'-0"  
TOTAL AREA: 14.0 Sq.Ft.  
BORDER TYPE: FLUSH  
RECESS: 0"  
WIDTH: 0.75"  
RADIUS: 3"  
NO. Z BARS: 1  
LENGTH: 1

BACKG COLOR: Green  
COPY COLOR: White

SYMBOL	X	Y	WID	HT
ARUP	5.8	9	6	9

MAT'L: 0.125" (3.2 mm) ALUMINUM

DESIGN BY: B. RASHID  
PROJECT ID: U-2809B  
CHECKED BY:  
DIV: 6  
DATE: May 17, 2012



USE NOTES: 1,2  
1. Legend and border(except those that are colored black) shall be direct applied Grade C sheeting.  
2. Background shall be Grade C reflective sheeting.

BORDER R=3" TH=0.75"

Spacing Factor is 1 unless specified otherwise

LETTER POSITIONS

Letter spacings are to start of next letter

Series/Size	Text Length
D 2000	57.4
D 2000	26.9

FILENAME: U-2809B\_Sgn\_Sgn\_Design NORTH CAROLINA D.O.T. SIGN DETAIL

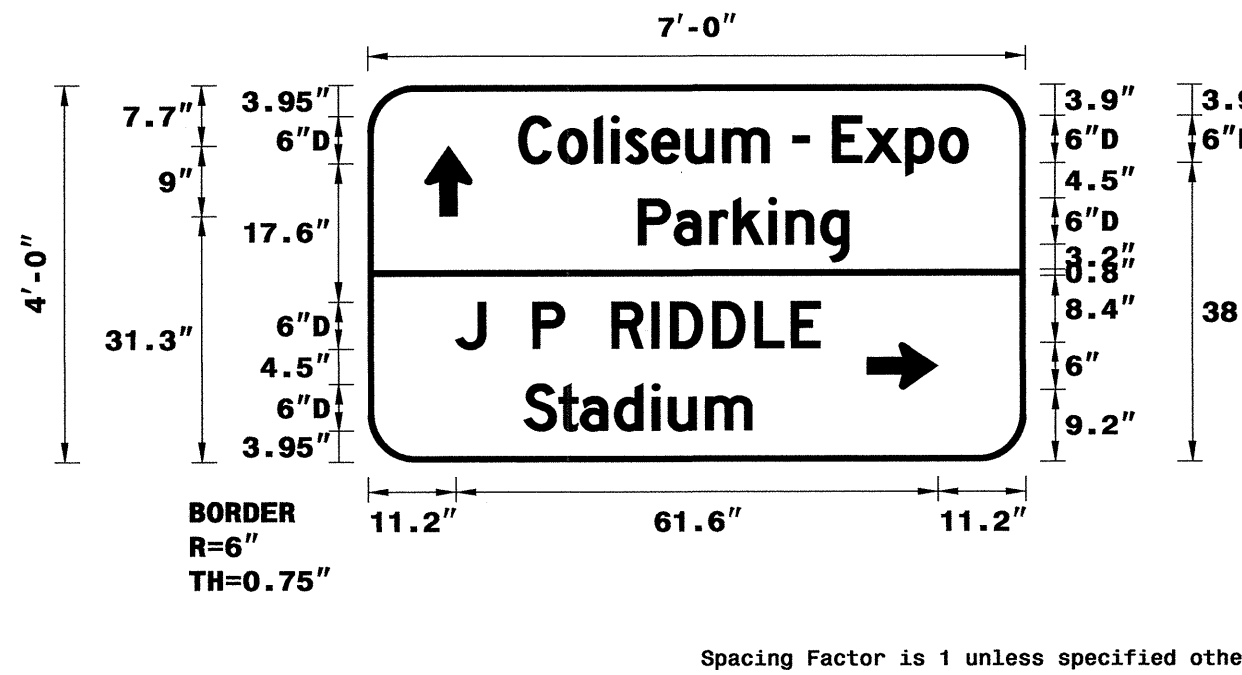
SIGN NUMBER: 305  
TYPE: D  
QUANTITY: 1  
SIGN WIDTH: 7'-0"  
HEIGHT: 4'-0"  
TOTAL AREA: 28.0 Sq.Ft.  
BORDER TYPE: FLUSH  
RECESS: 0"  
WIDTH: 0.75"  
RADIUS: 6"  
NO. Z BARS: 1  
LENGTH: 1

BACKG COLOR: Green / Green  
COPY COLOR: White

SYMBOL	X	Y	WID	HT
ARUP	7.3	31.3	6	9
AR_Type D	63.8	9.2	6	9

MAT'L: 0.125" (3.2 mm) ALUMINUM

DESIGN BY: B. RASHID  
PROJECT ID: U-2809B  
CHECKED BY:  
DIV: 6  
DATE: May 17, 2012



USE NOTES: 1,2  
1. Legend and border(except those that are colored black) shall be direct applied Grade C sheeting.  
2. Background shall be Grade C reflective sheeting.

BORDER R=6" TH=0.75"

Spacing Factor is 1 unless specified otherwise

LETTER POSITIONS

Letter spacings are to start of next letter




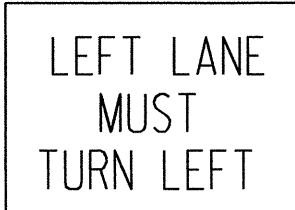






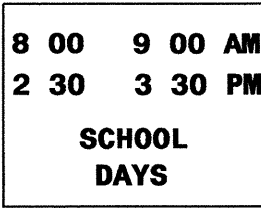




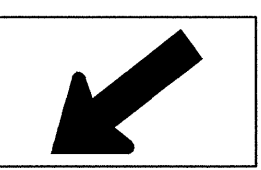




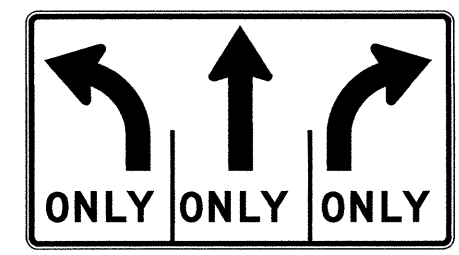
Series/Size	Text Length
D 2000	57.4
D 2000	26.9
D 2000	46.6
D 2000	29.1

FILENAME: U-2809B\_Sgn\_Sgn\_Design NORTH CAROLINA D.O.T. SIGN DETAIL

**SIGN DESIGNS**

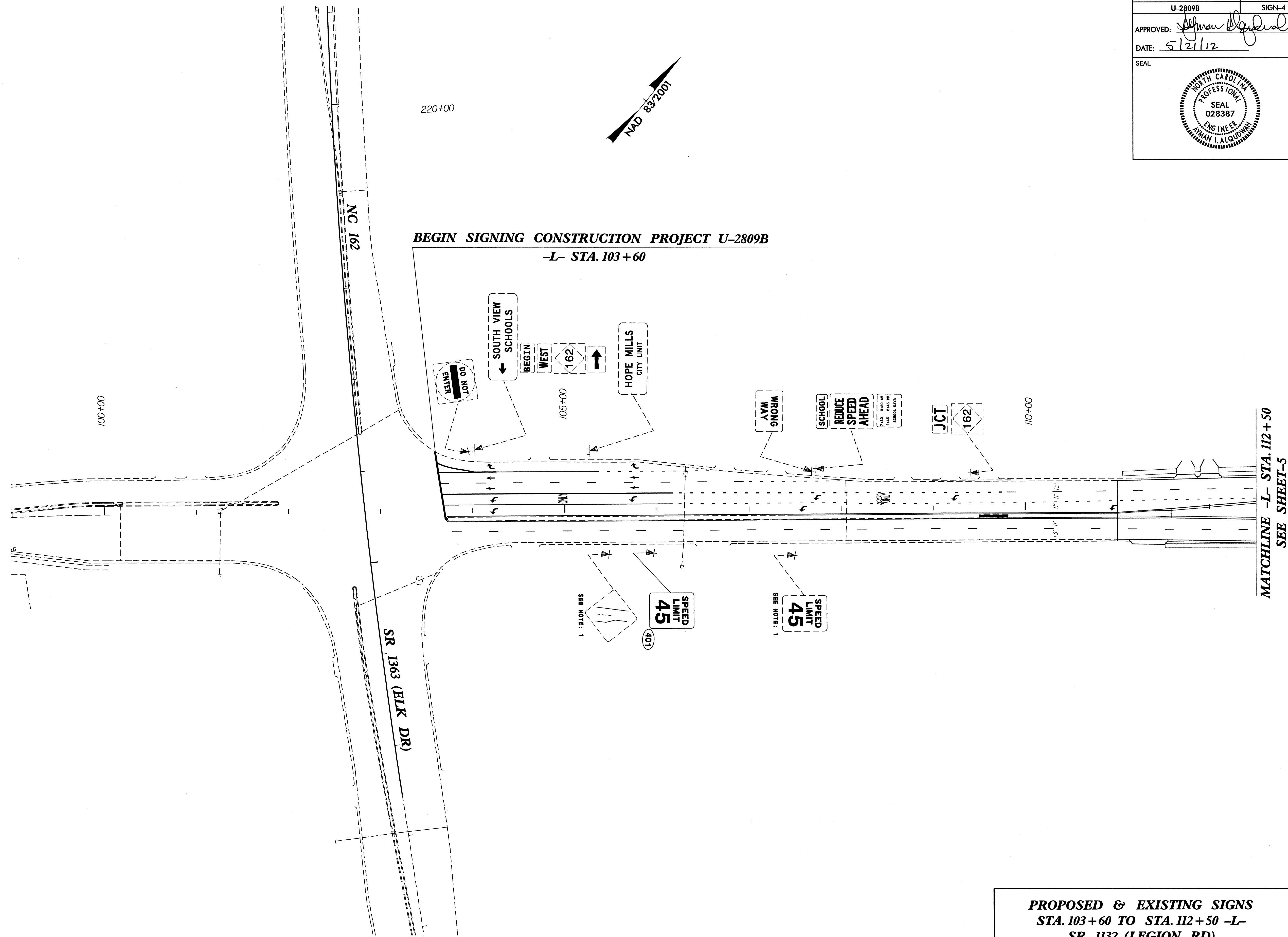
I:\MAY-2012 10:52 P:\TIPF-Projects\U-2809B\Traffic\Signing\CADD\Signing Layout Plans\U-2809B\_Sgn\_Sgn\_Shee-1-2-3.dgn  
brashid AT 1E247799

18-MAY-2012 10:53  
 P:\TIP-Projects-U-2809B-Traffic\Signing\CADD\Signing Layout Plans\U-2809B\_Sgn\_SGN\_Shee-1-2-3.dgn  
 brashid AT 1E247799

TIP NO. U-2809B						SHEET NO. SIGN-3	
APPROVED: <i>[Signature]</i> DATE: 5/21/12						SEAL	
							
<b>401</b> QUANTITY REQ'D <u>21</u>   30 X 36 R2-1  ONE "U" POST PER SIGN	<b>402</b> QUANTITY REQ'D <u>2</u>   30 X 36 R2-1  ONE "U" POST PER SIGN	<b>403</b> QUANTITY REQ'D <u>2</u>   36 X 36 R3-7 (L)  ONE "U" POST PER SIGN	<b>404</b> QUANTITY REQ'D <u>18</u>   36 X 36 W12-1  ONE "U" POST PER SIGN	<b>405</b> QUANTITY REQ'D <u>3</u>   36 X 36 W3-5  YELLOW/GREEN REFLECTIVE SHEETING ONE "U" POST PER SIGN	<b>406</b> QUANTITY REQ'D <u>11</u>   36 X 36 S1-1  YELLOW/GREEN REFLECTIVE SHEETING ONE "U" POST PER SIGN		
<b>407</b> QUANTITY REQ'D <u>4</u>   24 X 12 W16-9p  MOUNT BELOW SIGN 406. IN <u>4</u> INSTALLATIONS	<b>408</b> QUANTITY REQ'D <u>20</u>   36 X 36 R1-1  MOUNT BELOW SIGN 413. IN <u>20</u> INSTALLATIONS	<b>409</b> QUANTITY REQ'D <u>2</u>   24 X 8 S4-3  MOUNT ABOVE SIGN 402. IN <u>2</u> INSTALLATIONS	<b>410</b> QUANTITY REQ'D <u>5</u>   24 X 20 S4-1a  MOUNT BELOW SIGN 402. IN <u>2</u> INSTALLATIONS MOUNT BELOW SIGN 405. IN <u>3</u> INSTALLATIONS	<b>411</b> QUANTITY REQ'D <u>2</u>   24 X 30 S5-2  ONE "U" POST PER SIGN	<b>412</b> QUANTITY REQ'D <u>1</u>   48 X 48 X 48 R1-2  TWO "U" POSTS PER SIGN		
<b>413</b> QUANTITY REQ'D <u>20</u>   54 X 18 R6-1 (R)  TWO "U" POSTS PER SIGN	<b>414</b> QUANTITY REQ'D <u>9</u>   54 X 18 R6-1 (L)  TWO "U" POSTS PER SIGN	<b>415</b> QUANTITY REQ'D <u>7</u>   24 X 12 W16-7P  YELLOW/GREEN REFLECTIVE SHEETING  MOUNT BELOW SIGN 406. IN <u>7</u> INSTALLATIONS	<b>416</b> QUANTITY REQ'D <u>1</u>   60 X 36 R2-27  TWO "U" POSTS PER SIGN	<b>417</b> QUANTITY REQ'D <u>3</u>   36 X 36 R3-7 (R)  ONE "U" POST PER SIGN	<b>418</b> QUANTITY REQ'D <u>1</u>   24 X 24 I-5  ONE "U" POST PER SIGN		
<b>419</b> QUANTITY REQ'D <u>1</u>   21 X 15 M6-3  MOUNT BELOW SIGN 418. IN <u>1</u> INSTALLATION	<b>420</b> QUANTITY REQ'D <u>1</u>   54 X 30 W3-8b  TWO "U" POSTS PER SIGN						
						<b>TYPE "E" SIGNS</b>	

TIP NO. U-2809B	SHEET NO. SIGN-4
APPROVED: <i>Alman Alquodhi</i>	
DATE: 5/21/12	
SEAL	

**BEGIN SIGNING CONSTRUCTION PROJECT U-2809B**  
**-L- STA. 103+60**

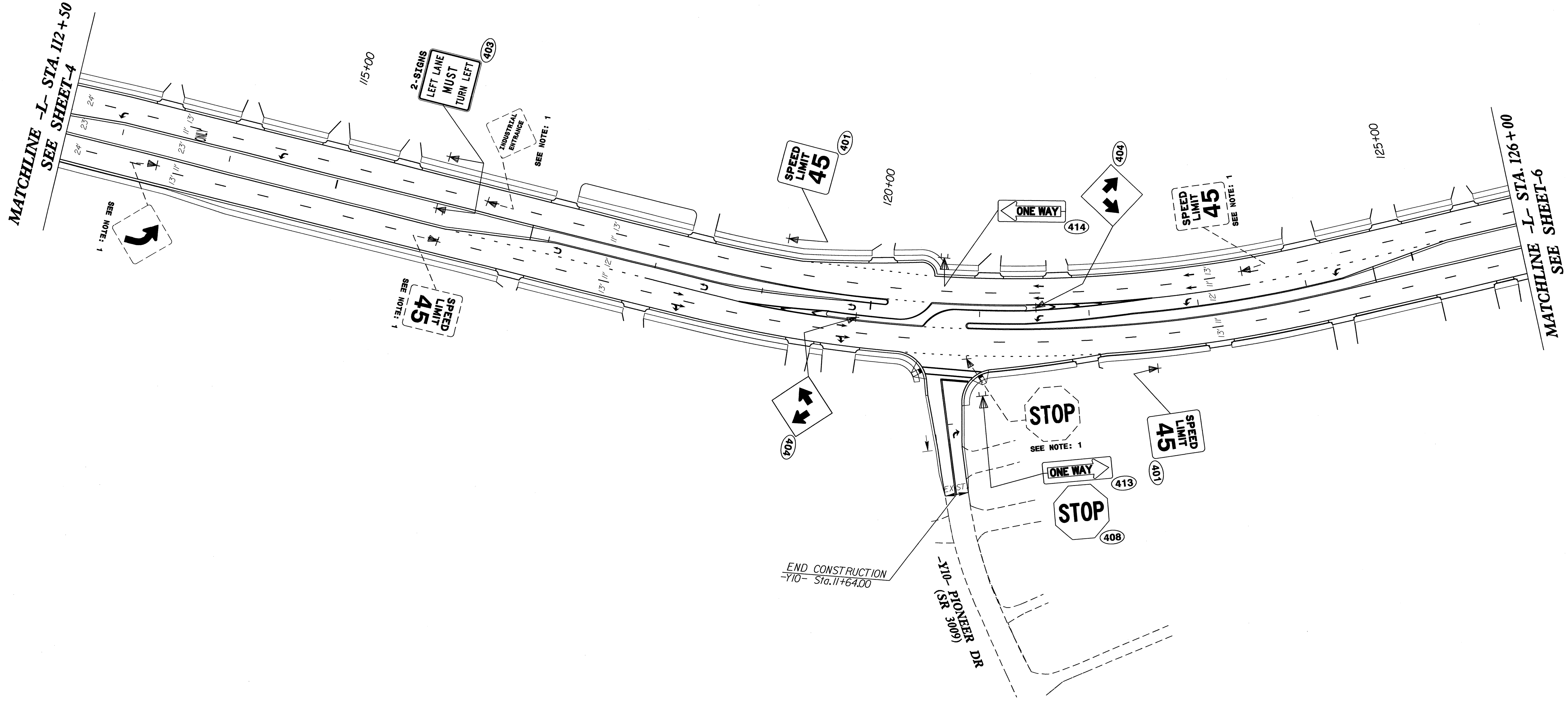


**MATCHLINE -L- STA. 112+50**  
**SEE SHEET-5**

**PROPOSED & EXISTING SIGNS**  
**STA. 103+60 TO STA. 112+50 -L-**  
**SR 1132 (LEGION RD)**


18-MAY-2012 10:54  
 P:\TIP\Projects-U\2809B\Traffic\Signing\CADD\Signing Layout Plans\U-2809B\_Sgn\_Sgn\_Sheet-4.dgn  
 breshid A1 TE247799


TIP NO.	SHEET NO.
U-2809B	SIGN-5
APPROVED: <i>[Signature]</i>	
DATE: 5/21/12	
SEAL	



**PROPOSED & EXISTING SIGNS  
STA. 112+50 TO STA. 126+00 -L-  
SR-1132 (LEGION RD)**

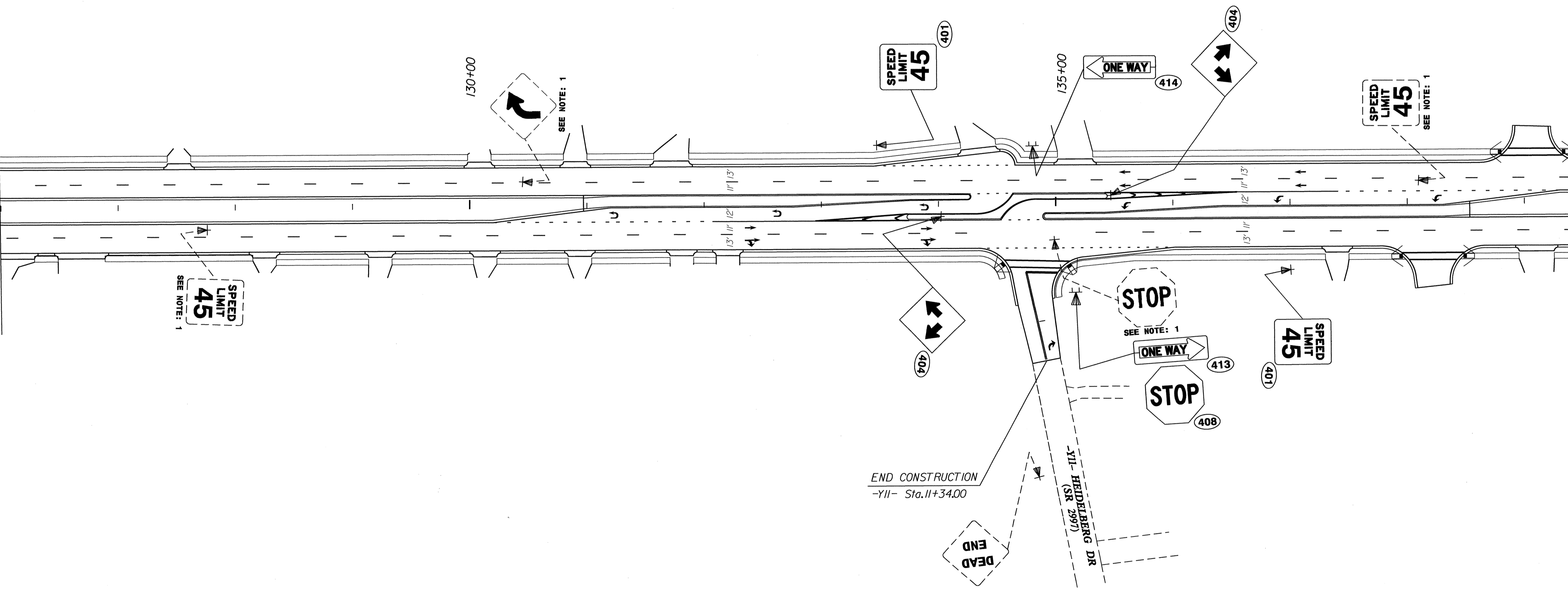
18-MAY-2012 10:55  
 P:\TIP\Projects\U-2809B\Traffic\Signing\CADD\Signing Layout Plans\U-2809B\_Sgn\_SGN\_Sheet-5.dgn  
 brashid

TIP NO. U-2809B	SHEET NO. SIGN-6
APPROVED: <i>[Signature]</i>	
DATE: 5/21/12	
SEAL	
	



MATCHLINE -L- STA. 126+00  
SEE SHEET-5

MATCHLINE -L- STA. 139+50  
SEE SHEET-7



**PROPOSED & EXISTING SIGNS  
STA. 126+00 TO STA. 139+50 -L-  
SR 1132 (LEGION)**

18-MAY-2012 10:56  
 P:\TIP\Projects\U-2809B\Traffic\Signing\CADD\Signing Layout Plans\U-2809B\_Sgn\_SGN\_Sheet-6.dgn  
 AT: TE247795  
 brashid

18-MAY-2012 10:56  
P:\TIP\Projects\U-2809B\Traffic\Signing\CADD\Signing Layout Plans\U-2809B-Sgn-SGN-Sheet-7.dgn  
brashid AT TE247799

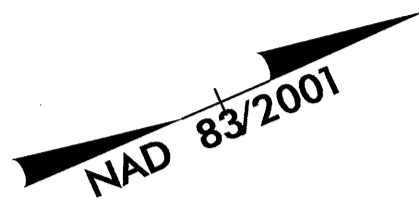
MATCHLINE -L- STA. 139+50  
SEE SHEET-6

140+00

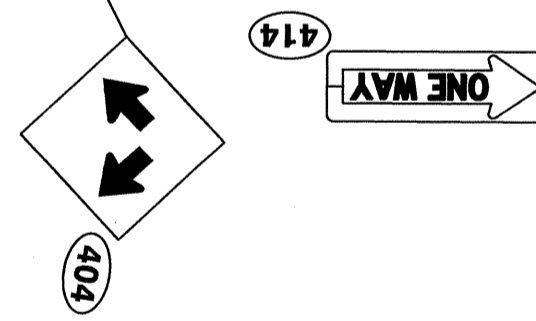
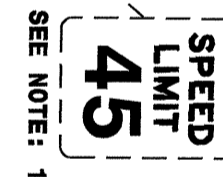

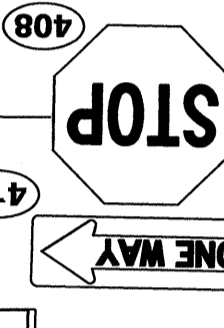
145+00

150+00

MATCHLINE -L- STA. 153+00  
SEE SHEET-8




BEGIN PAVEMENT  
-Y12A- POT 16+30



**PROPOSED & EXISTING SIGNS  
STA. 139+50 TO STA. 153+00 -L-  
SR 1132 (LEGION)**

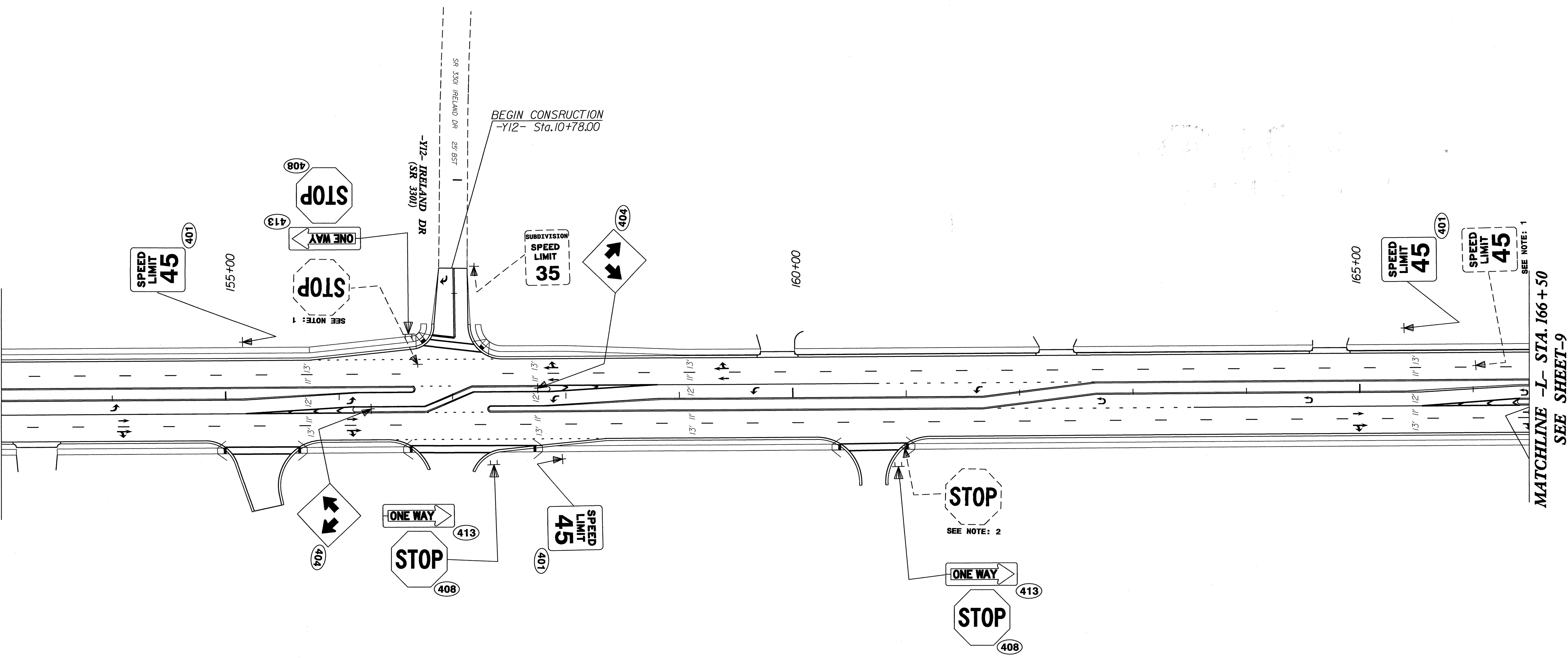
TIP NO. U-2809B	SHEET NO. SIGN-7
APPROVED: <i>[Signature]</i>	
DATE: 5/21/12	
SEAL	

18-MAY-2012 10:57  
P:\TIPF-objects\U-2809B\Traffic\Signing\CADD\Signing Layout Plans\U-2809B\_Sgn\_SGN\_Sheet-8.dgn  
brashid Alt: TE247799

TIP NO. U-2809B	SHEET NO. SIGN-8
APPROVED: <i>[Signature]</i>	
DATE: 5/21/12	
SEAL 	



MATCHLINE -L- STA. 153+00  
SEE SHEET-7

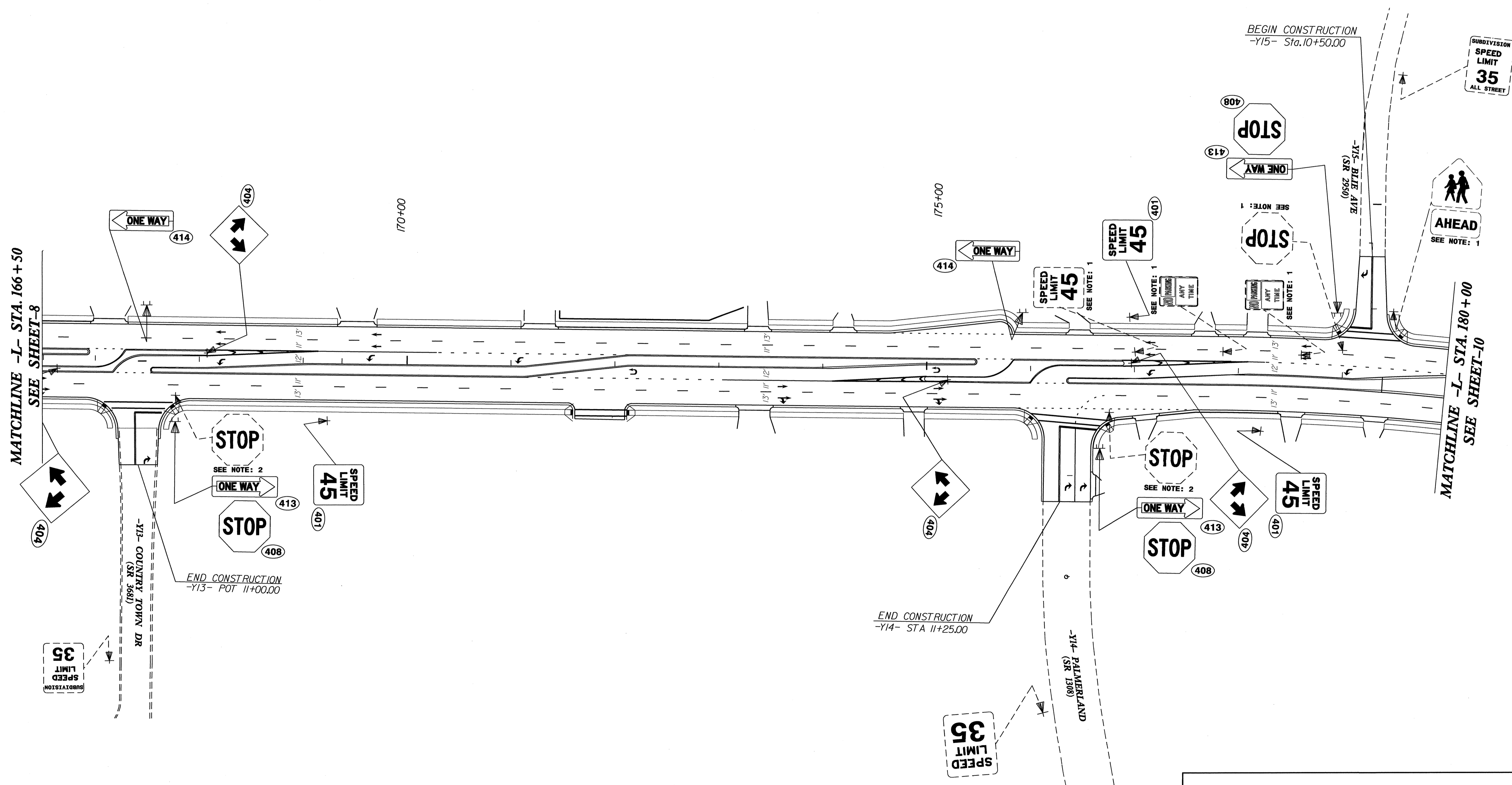



MATCHLINE -L- STA. 166+50  
SEE SHEET-9

**PROPOSED & EXISTING SIGNS  
STA. 153+00 TO STA. 166+50 -L-  
SR 1132 (LEGION)**



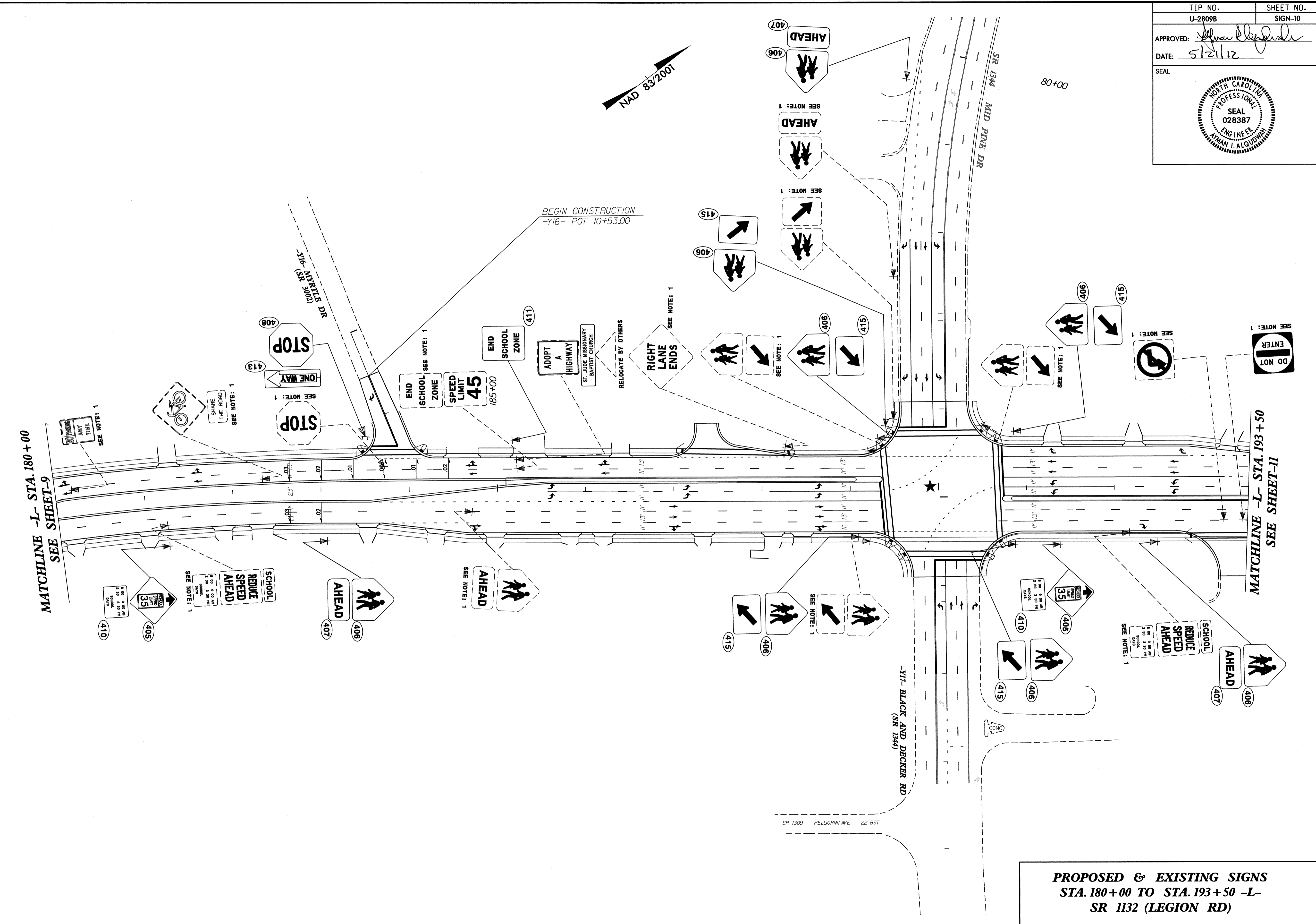
TIP NO. U-2809B	SHEET NO. SIGN-9
APPROVED: <i>[Signature]</i>	
DATE: 5/21/12	
SEAL	



**PROPOSED & EXISTING SIGNS  
STA. 166+50 TO STA. 180+00 -L-  
SR 1132 (LEGION RD)**


18-MAY-2012 10:58  
 P:\TIP\Projects\U-2809B\Traffic\Signing\CADD\Signing Layout Plans\U-2809B\_Sgn\_SGN\_Sheet-9.dgn  
 brashid AT 12/24/79

TIP NO. U-2809B	SHEET NO. SIGN-10
APPROVED: <i>[Signature]</i>	
DATE: 5/21/12	
SEAL	



**PROPOSED & EXISTING SIGNS  
STA. 180+00 TO STA. 193+50 -L-  
SR 1132 (LEGION RD)**

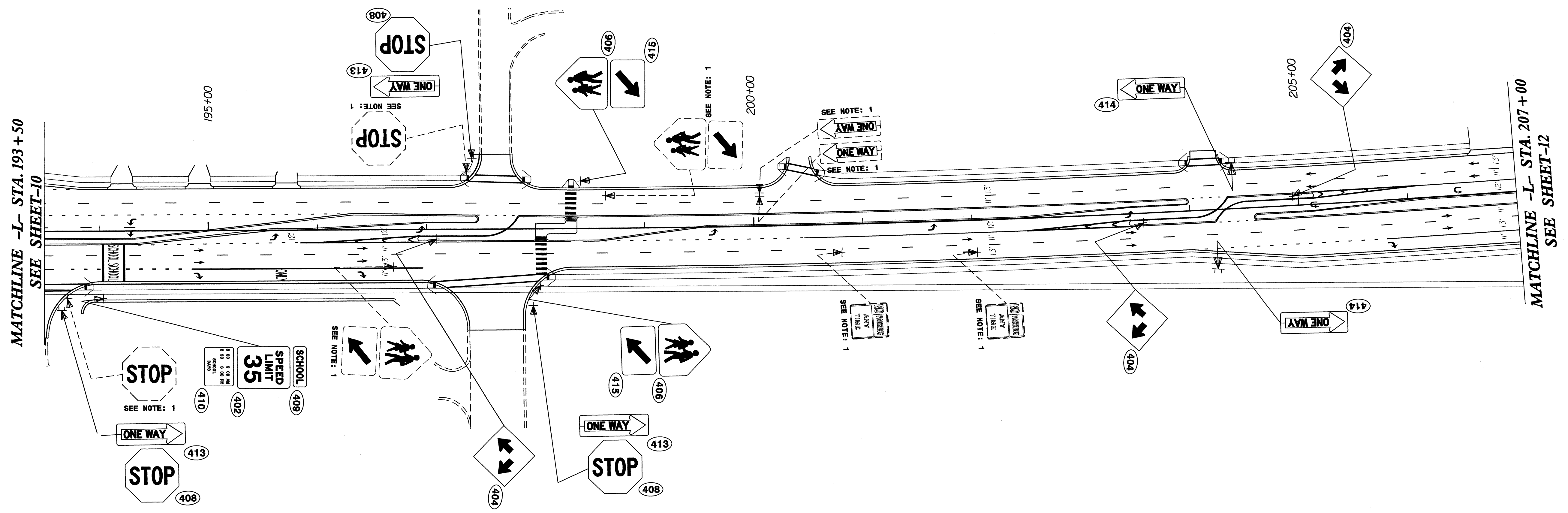
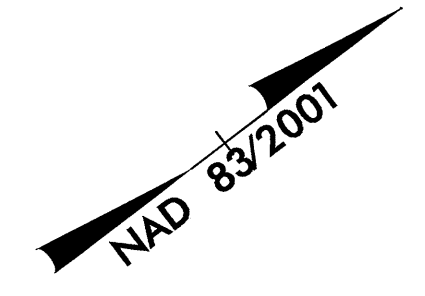
18-MAY-2012 10:58  
 P:\Projects\U-2809B\Traffic\Signing\CADD\Signing Layout Plans\U-2809B\_Sgn\_SGN\_Sheet-10.dgn  
 brashid AT 12/27/12



MATCHLINE -L- STA. 180+00  
SEE SHEET-9

MATCHLINE -L- STA. 193+50  
SEE SHEET-11

TIP NO. U-2809B	SHEET NO. SIGN-11
APPROVED: <i>[Signature]</i>	
DATE: 5/21/12	
SEAL	



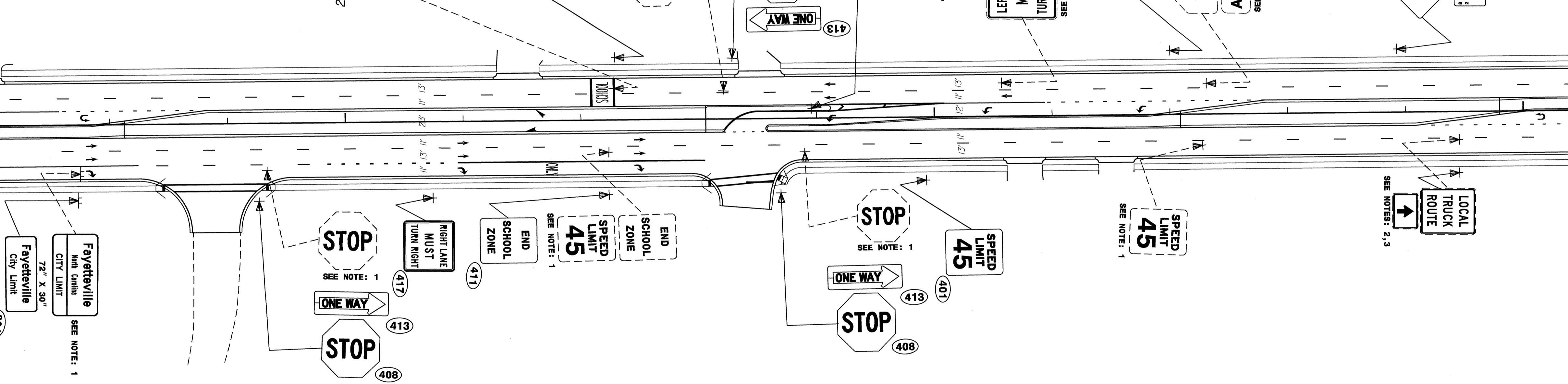
**PROPOSED & EXISTING SIGNS  
STA. 193+50 TO STA. 207+00 -L-  
SR 1132 (LEGION RD)**

18-MAY-2012 10:59  
 P:\TIPF\Projects\U-2809B\Traffic\Signing\CADD\Signing Layout Plans\U-2809-Sgn-SGN\_Sheet-11.dgn  
 brashid A1 1E247799

TIP NO. U-28098	SHEET NO. SIGN-12
APPROVED: <i>[Signature]</i>	
DATE: 5/21/12	
SEAL	




MATCHLINE -L- STA. 207+00  
SEE SHEET-11




MATCHLINE -L- STA. 220+50  
SEE SHEET-13

**PROPOSED & EXISTING SIGNS  
STA. 207+00 TO STA. 220+50 -L-  
SR 1132 (LEGION RD)**

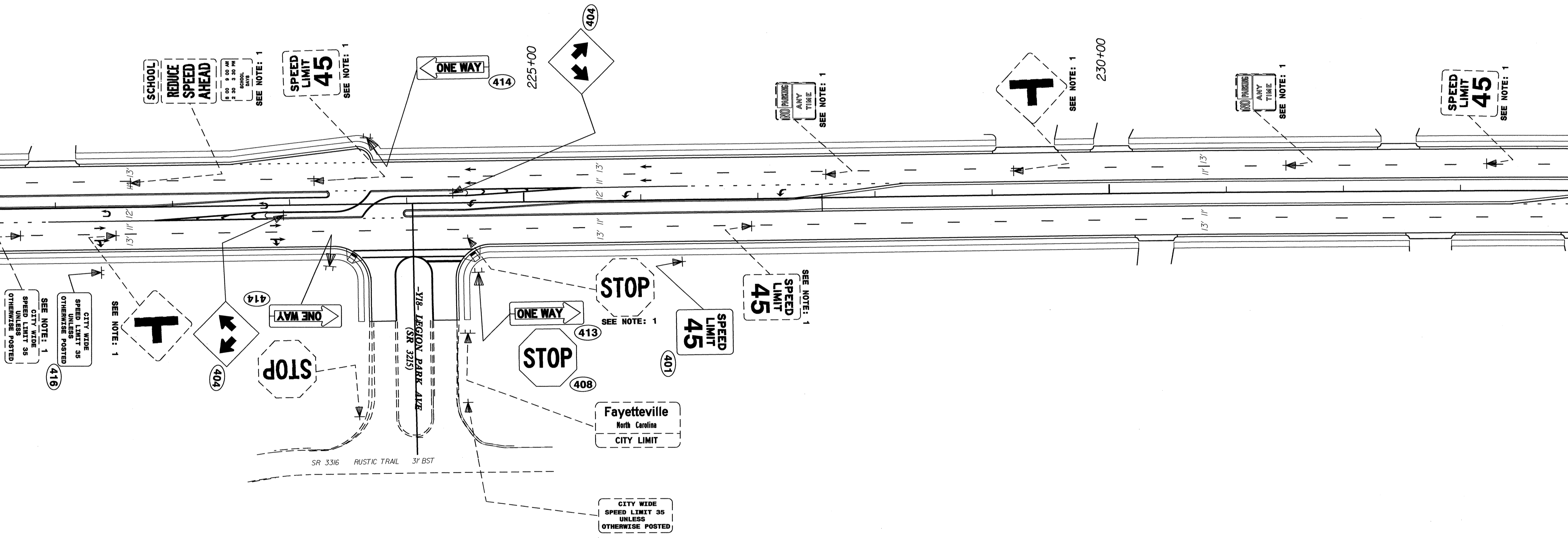
18-MAY-2012 11:00  
P:\Projects\2012\U-28098\Traffic\Signing\CADD\Signing Layout Plans\U-28098\_Sgn\_SON\_Sheet-12.dgn  
brashid

TIP NO. U-2809B	SHEET NO. SIGN-13
APPROVED: <i>[Signature]</i>	
DATE: 5/21/12	
SEAL	
	



MATCHLINE -L- STA. 220+50  
SEE SHEET-12

MATCHLINE -L- STA. 234+00  
SEE SHEET-14



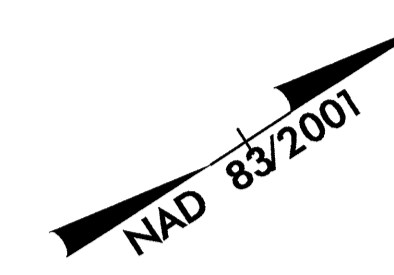
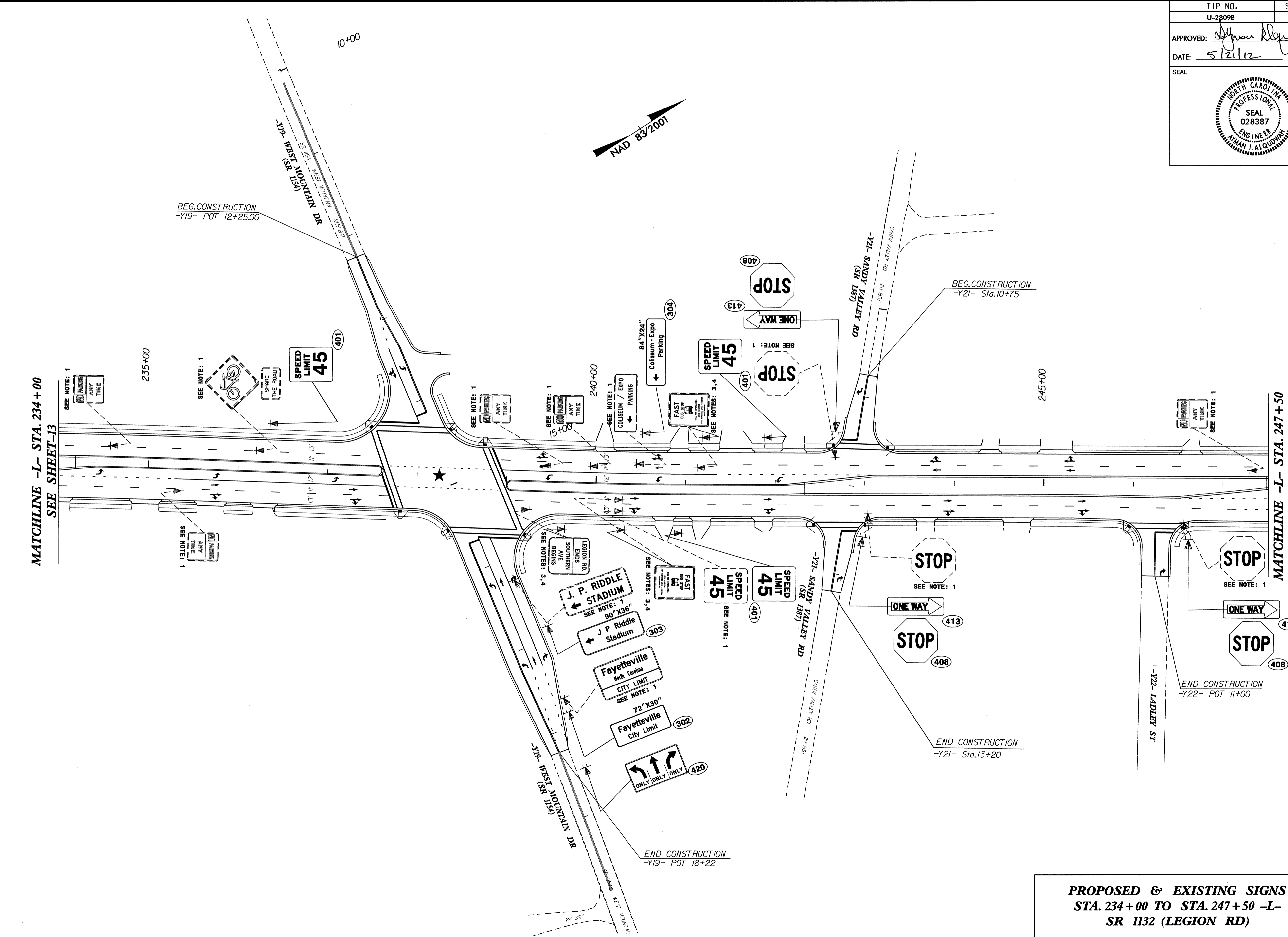
**PROPOSED & EXISTING SIGNS  
STA. 220+50 TO STA. 234+00 -L-  
SR 1132 (LEGION RD)**

10-MAY-2012 10:01  
 P:\TIPF0\Projects-U-2809B\Traffic\Signing\CADD\Signing Layout Plans\U-2809\_Sgn\_SGN\_Sheet-13.dgn  
 breshid

TIP NO. U-28098	SHEET NO. SIGN-14
APPROVED: <i>[Signature]</i>	
DATE: 5/21/12	
SEAL	

MATCHLINE -L- STA. 234+00  
SEE SHEET-13

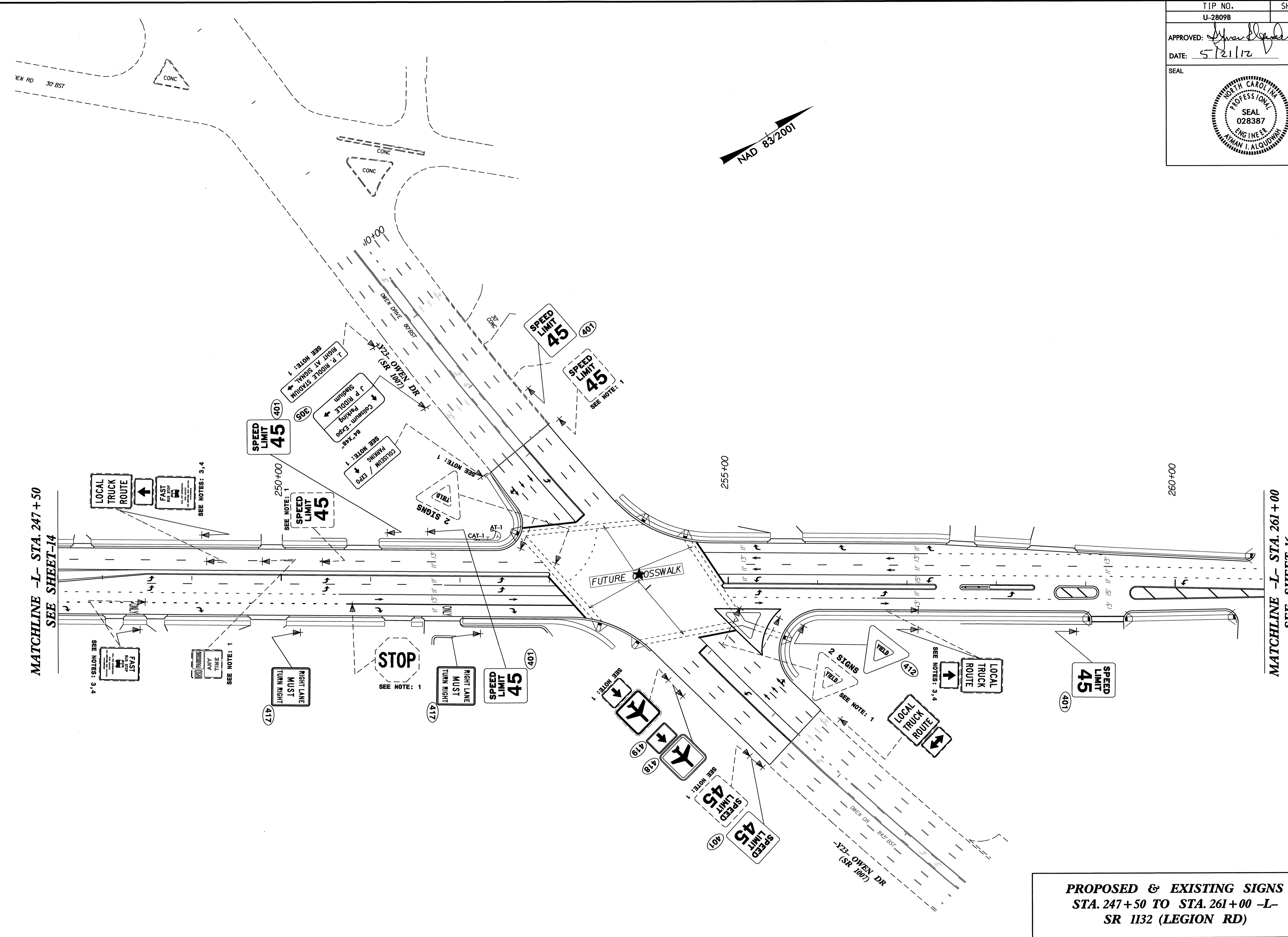
MATCHLINE -L- STA. 247+50  
SEE SHEET-15



**PROPOSED & EXISTING SIGNS  
STA. 234+00 TO STA. 247+50 -L-  
SR 1132 (LEGION RD)**

18-MAY-2012 11:02  
P:\TIP\Projects-U-28098\Traffic\Signing\CADD\Signing Layout Plans U-28098\_Sgn\_SGN\_Sheet-14.dgn  
breshid AT 11:24/12

TIP NO. U-2809B	SHEET NO. SIGN-15
APPROVED: <i>[Signature]</i>	
DATE: 5/21/12	
SEAL	




MATCHLINE -L- STA. 247 + 50  
SEE SHEET-14

MATCHLINE -L- STA. 261 + 00  
SEE SHEET-16

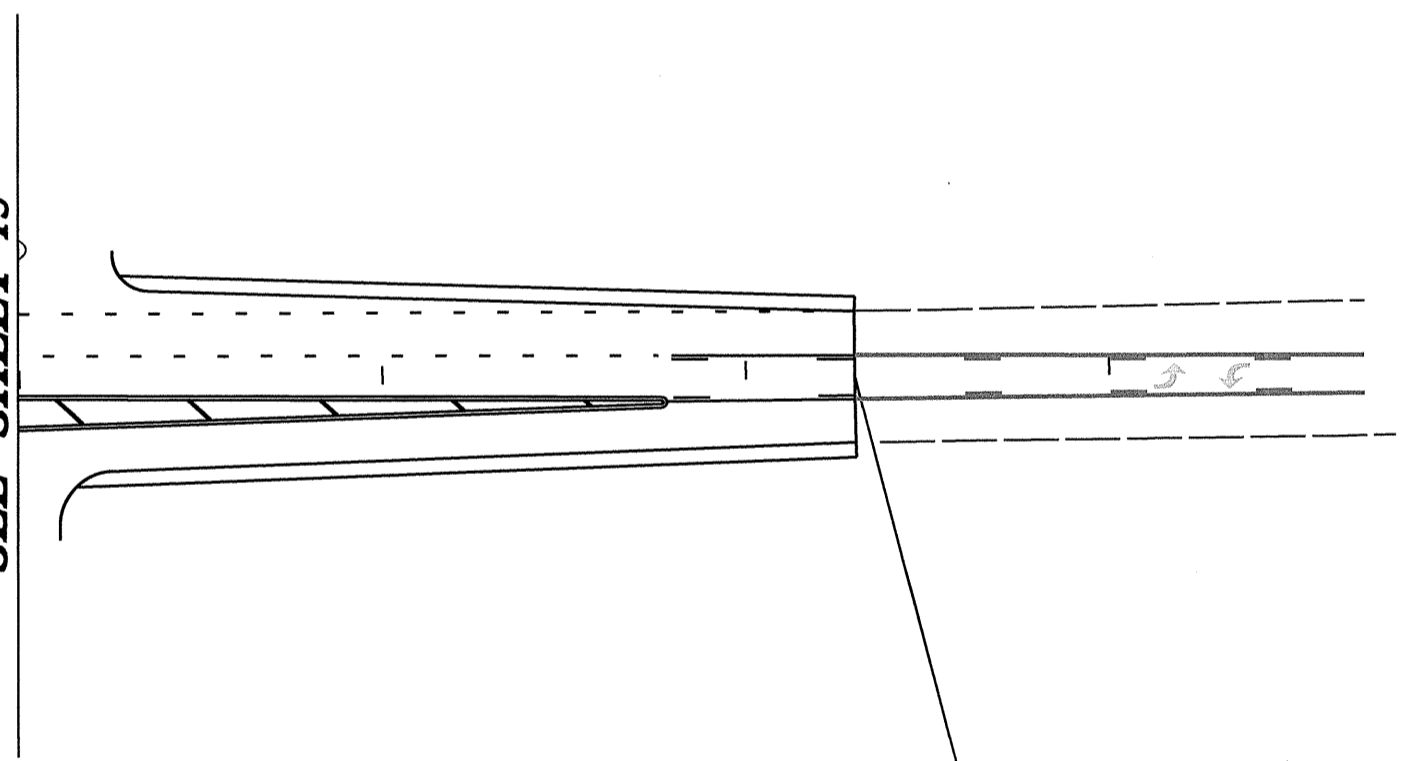
**PROPOSED & EXISTING SIGNS  
STA. 247+50 TO STA. 261+00 -L-  
SR 112 (LEGION RD)**

18-MAY-2012 10:02  
 F:\TIP\Projects\112509B\Traffic\Signing\CADD\Signing Layout Plans\U-2809B\_Sgn\_SGN\_Sheet-15.dgn  
 breshid AT 11:24/7/12

TIP NO. U-2809B	SHEET NO. SIGN-16
APPROVED: <i>[Signature]</i>	
DATE: 5/21/12	
SEAL	



MATCHLINE -L- STA. 261 + 00  
SEE SHEET-15



265+00

END SIGNING CONSTRUCTION PROJECT U-2809B  
-L- STA. 263 + 30

**PROPOSED & EXISTING SIGNS  
STA. 261+00 TO STA. 263+30 -L-  
SR 1132 (LEGION RD)**

18-MAY-2012 11:03  
 F:\IPF-Projects\12\120598B\Traffic\Signing\CADD\Signing Layout Plans\U-2809\_Sgn\_SGN\_Sheet-16.dgn  
 Sheet: 16 of 17