

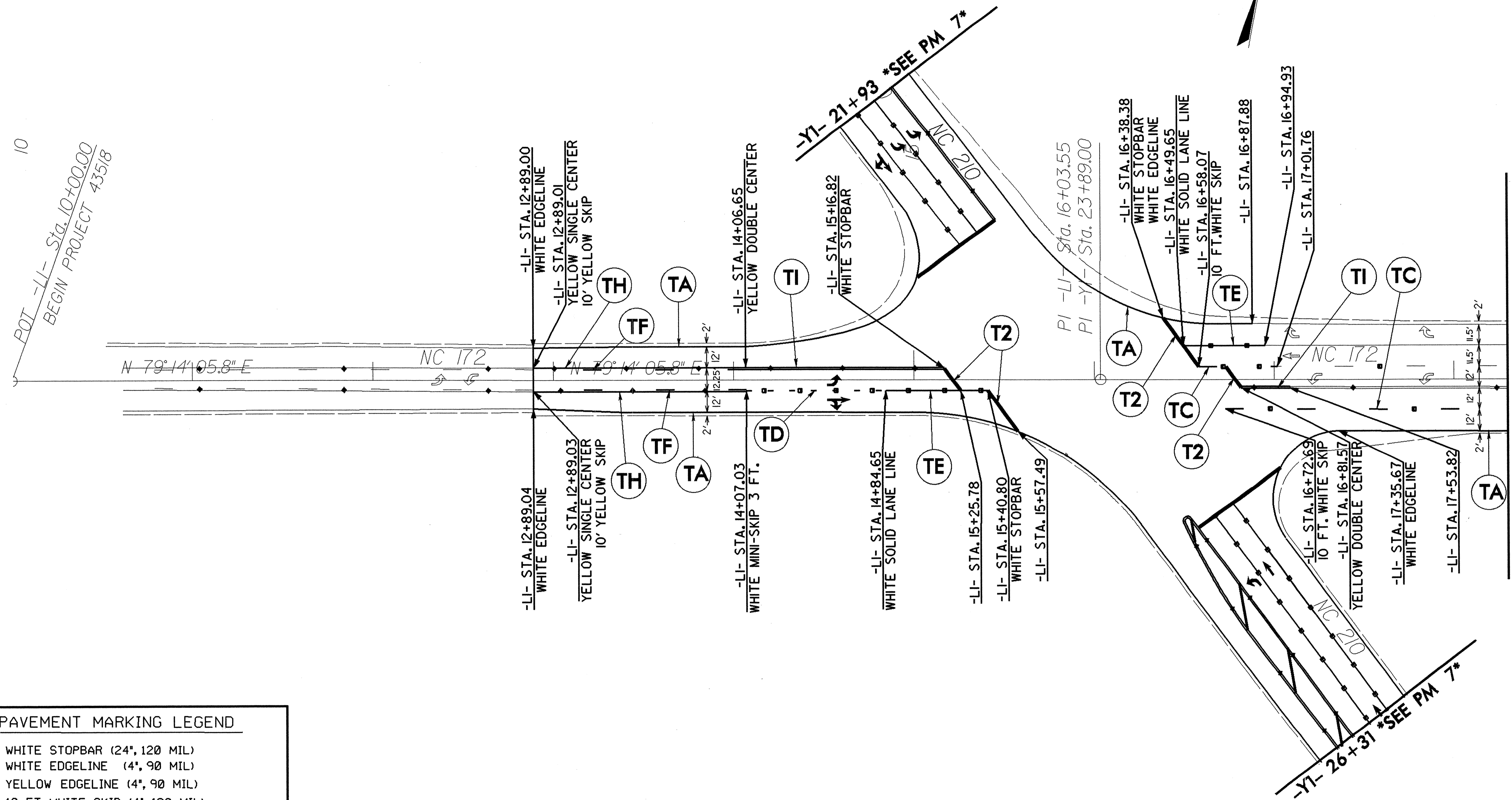
8/17/99

REVISIONS

25 11/15/2016 4:45:50 C:\Users\100161450\OneDrive\Documents\Projects\ROADWAY\Proj_V43518.pmp2.dgn
 10/15/2016 10:00:00 AM 10/15/2016 10:00:00 AM

10
 POT -LI- Sta. 10+00.00
 BEGIN PROJECT 43518

PAVEMENT MARKING LEGEND	
T2	= WHITE STOPBAR (24", 120 MIL)
TA	= WHITE EDGELINE (4", 90 MIL)
TB	= YELLOW EDGELINE (4", 90 MIL)
TC	= 10 FT. WHITE SKIP (4", 120 MIL)
TD	= WHITE MINI-SKIP 3 FT. - 9"/SP (4", 120 MIL)
TE	= WHITE SOLID LANE LINE (4", 120 MIL)
TF	= 10 FT. YELLOW SKIP (4", 120 MIL)
TH	= YELLOW SINGLE CENTER (4", 120 MIL)
TI	= YELLOW DOUBLE CENTER (4", 120 MIL)
TT	= YELLOW DIAGONAL (12", 90 MIL)



-LI- NC 172

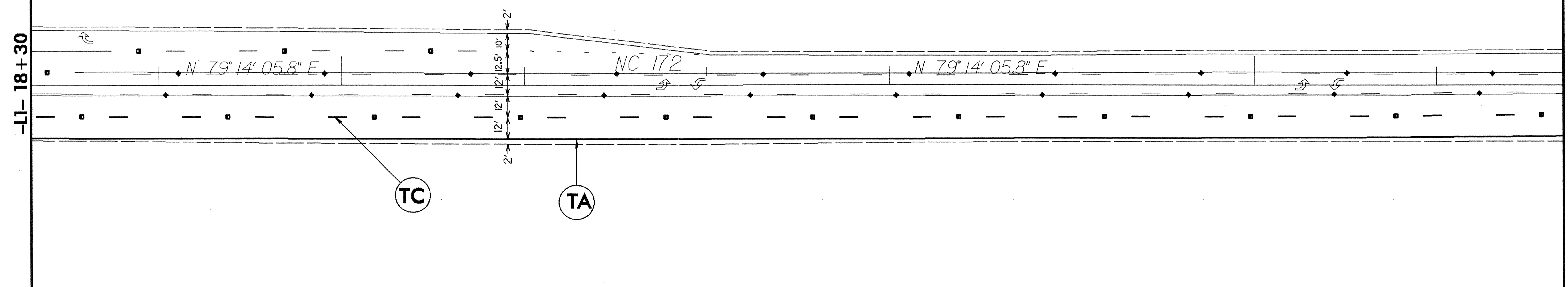
-LI- 18+30

8/17/99

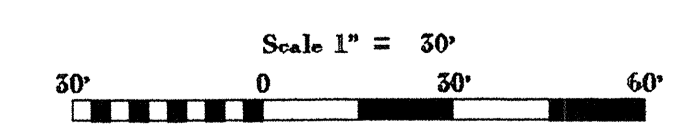
REVISIONS

25 JUL 2006 14:50 (S:\OWN\NC172_NC210_DualLefts\ROADWAY\Proj\43518_pmp3.dgn
 At: 11:41:25 AM
 25 JUL 2006 14:50 (S:\OWN\NC172_NC210_DualLefts\ROADWAY\Proj\43518_pmp3.dgn)

PAVEMENT MARKING LEGEND	
T2	= WHITE STOPBAR (24", 120 MIL)
TA	= WHITE EDGELINE (4", 90 MIL)
TB	= YELLOW EDGELINE (4", 90 MIL)
TC	= 10 FT. WHITE SKIP (4", 120 MIL)
TD	= WHITE MINI-SKIP 3 FT. - 9'/SP (4", 120 MIL)
TE	= WHITE SOLID LANE LINE (4", 120 MIL)
TF	= 10 FT. YELLOW SKIP (4", 120 MIL)
TH	= YELLOW SINGLE CENTER (4", 120 MIL)
TI	= YELLOW DOUBLE CENTER (4", 120 MIL)
TT	= YELLOW DIAGONAL (12", 90 MIL)



-L1- NC 172



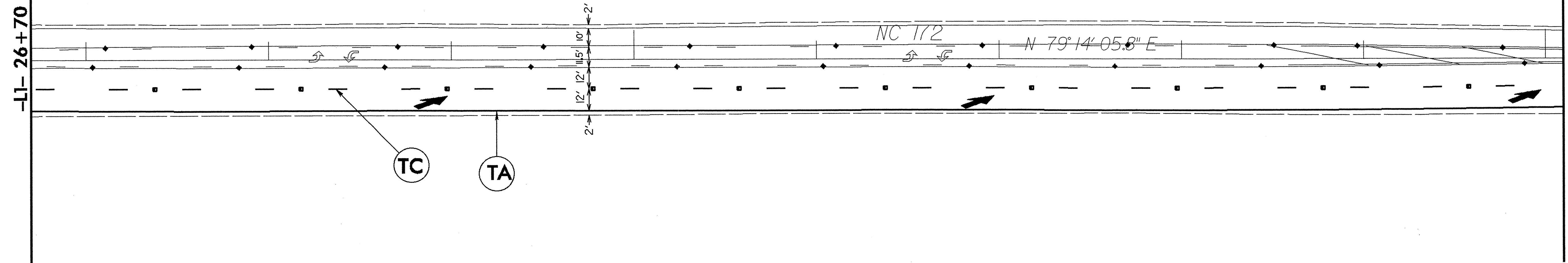
8/17/99

REVISIONS

P5: JUL 20 1999 4:50 PM C:\WORK\NC172\NC210\Drawings\Roadway\Proj\43518.pmp4.dgn

-L1- 26+70

-L1- 35+10

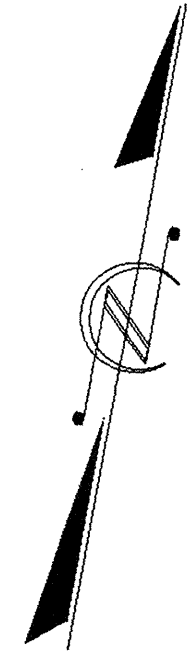
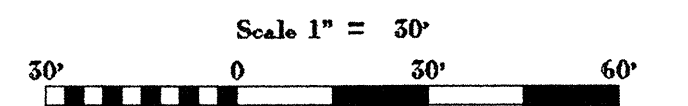


30

35

PAVEMENT MARKING LEGEND	
T2	= WHITE STOPBAR (24", 120 MIL)
TA	= WHITE EDGELINE (4", 90 MIL)
TB	= YELLOW EDGELINE (4", 90 MIL)
TC	= 10 FT. WHITE SKIP (4", 120 MIL)
TD	= WHITE MINI-SKIP 3 FT. - 9"/SP (4", 120 MIL)
TE	= WHITE SOLID LANE LINE (4", 120 MIL)
TF	= 10 FT. YELLOW SKIP (4", 120 MIL)
TH	= YELLOW SINGLE CENTER (4", 120 MIL)
TI	= YELLOW DOUBLE CENTER (4", 120 MIL)
TT	= YELLOW DIAGONAL (12", 90 MIL)

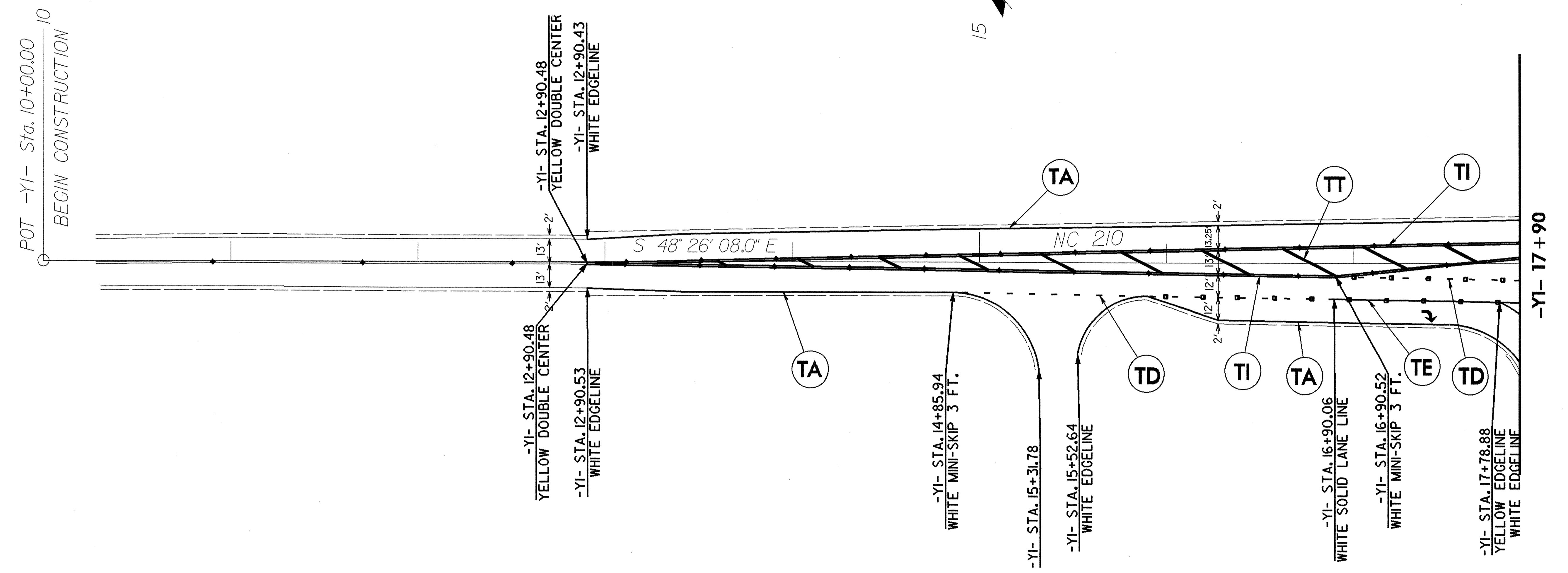
-L1- NC 172



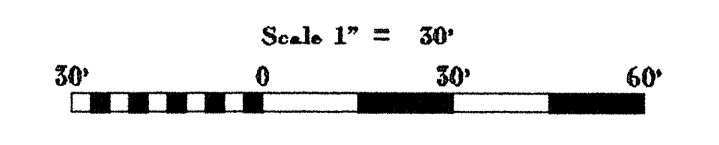
REVISIONS

25-041-202-4450
 R:\RDY\DOCKE\CONG\DW\NC172-NC210-Duo\Lefts\RDADWAY\Proj\43518-pmp6.dgn
 8/17/99

PAVEMENT MARKING LEGEND	
T2	= WHITE STOPBAR (24", 120 MIL)
TA	= WHITE EDGELINE (4", 90 MIL)
TB	= YELLOW EDGELINE (4", 90 MIL)
TC	= 10 FT. WHITE SKIP (4", 120 MIL)
TD	= WHITE MINI-SKIP 3 FT. - 9"/SP (4", 120 MIL)
TE	= WHITE SOLID LANE LINE (4", 120 MIL)
TF	= 10 FT. YELLOW SKIP (4", 120 MIL)
TH	= YELLOW SINGLE CENTER (4", 120 MIL)
TI	= YELLOW DOUBLE CENTER (4", 120 MIL)
TT	= YELLOW DIAGONAL (12", 90 MIL)



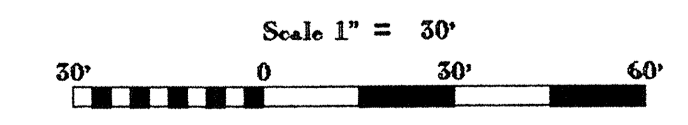
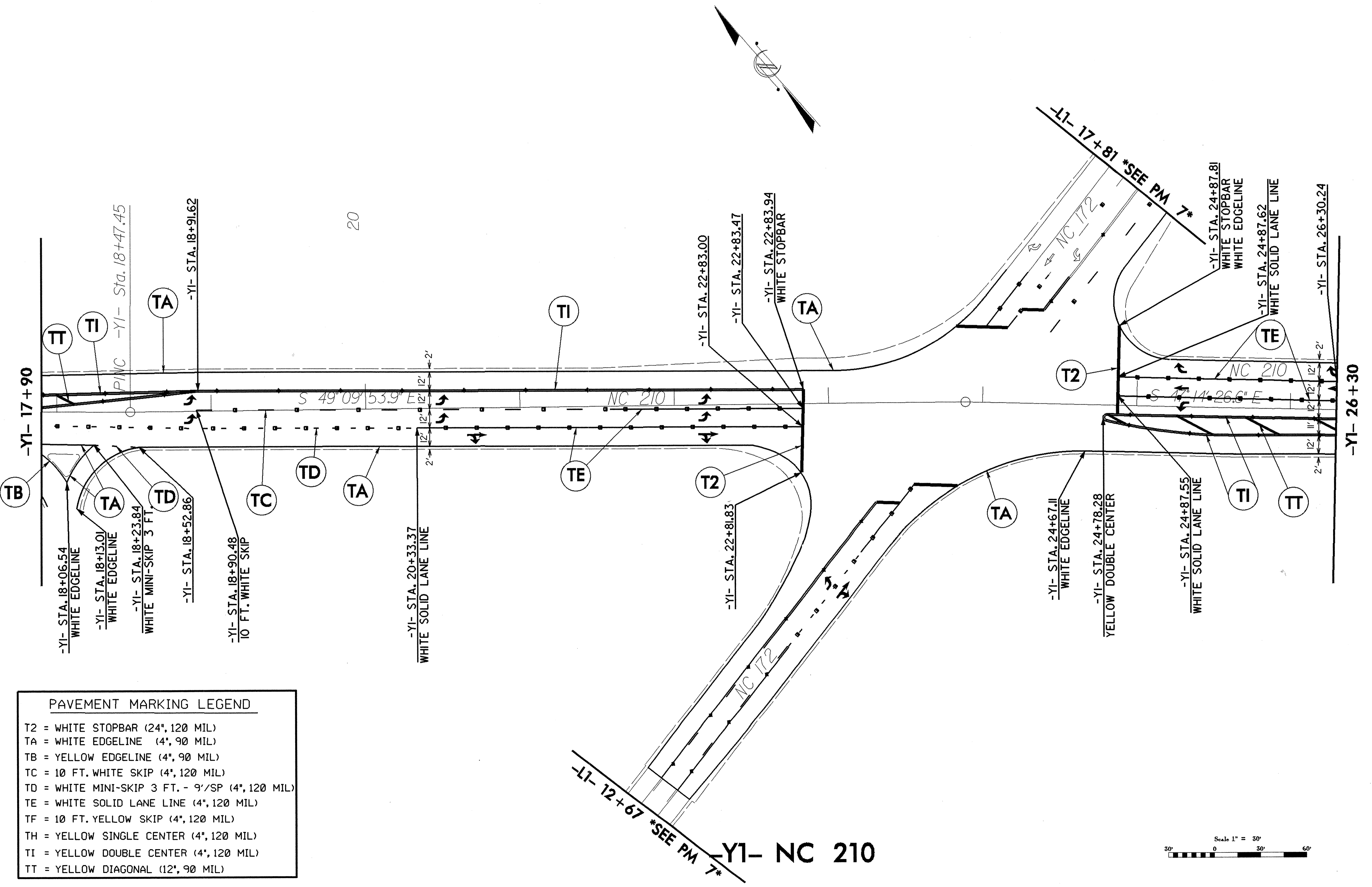
-YI- NC 210



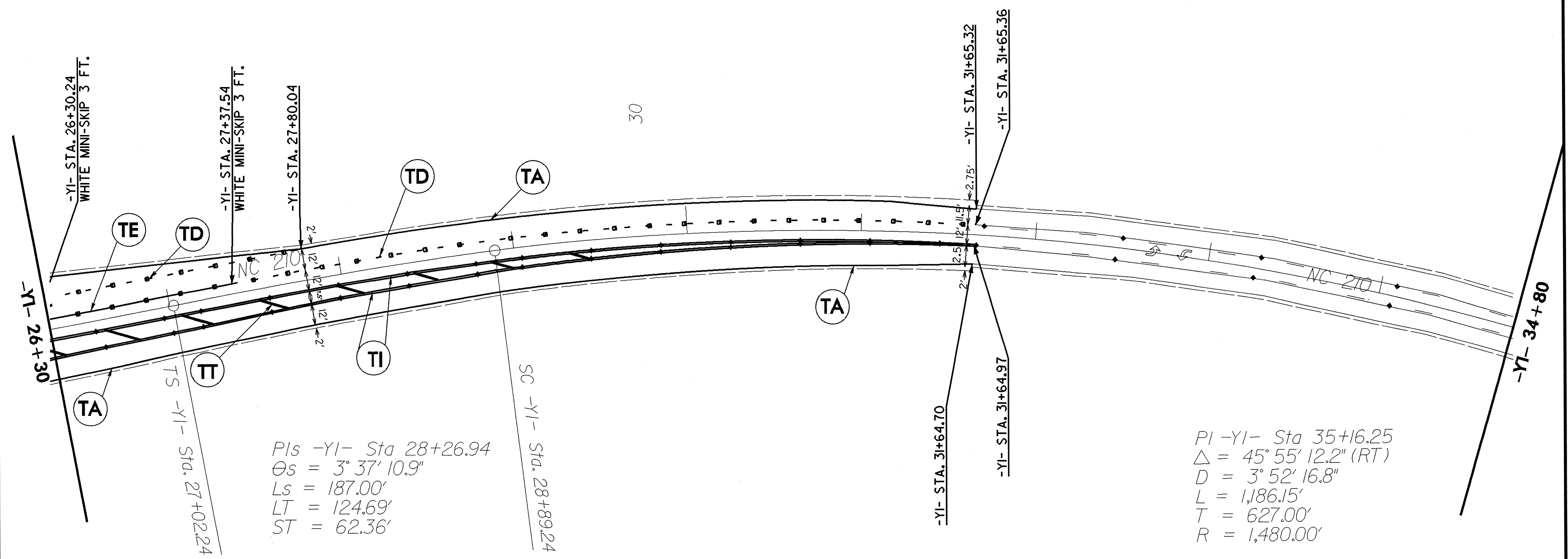
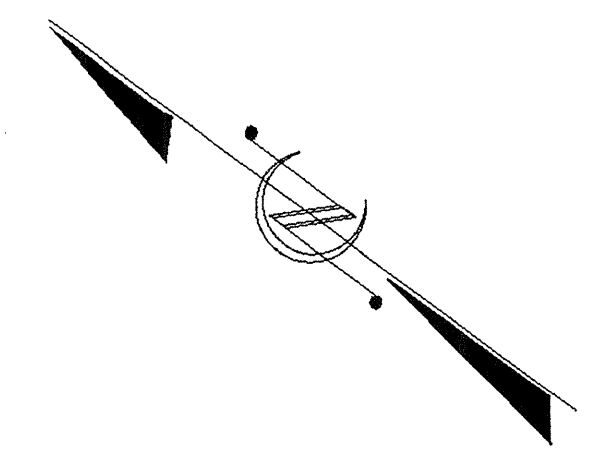
REVISIONS

8/17/99 14:50 J:\LOW\NC172_Nc210_DualLefts\ROADWAY\Proj\43518.pmp7.dgn

PAVEMENT MARKING LEGEND	
T2	= WHITE STOPBAR (24", 120 MIL)
TA	= WHITE EDGELINE (4", 90 MIL)
TB	= YELLOW EDGELINE (4", 90 MIL)
TC	= 10 FT. WHITE SKIP (4", 120 MIL)
TD	= WHITE MINI-SKIP 3 FT. - 9"/SP (4", 120 MIL)
TE	= WHITE SOLID LANE LINE (4", 120 MIL)
TF	= 10 FT. YELLOW SKIP (4", 120 MIL)
TH	= YELLOW SINGLE CENTER (4", 120 MIL)
TI	= YELLOW DOUBLE CENTER (4", 120 MIL)
TT	= YELLOW DIAGONAL (12", 90 MIL)



Y1- NC 210



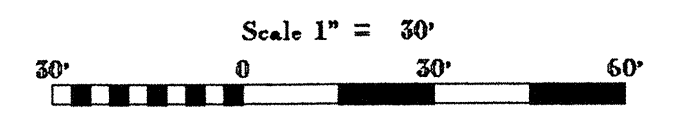
SC -YI- Sta. 28+89.24

PI -YI- Sta 35+16.25
 $\Delta = 45^\circ 55' 12.2''$ (RT)
 $D = 3^\circ 52' 16.8''$
 $L = 1,186.15'$
 $T = 627.00'$
 $R = 1,480.00'$

PAVEMENT MARKING LEGEND

- T2 = WHITE STOPBAR (24", 120 MIL)
- TA = WHITE EDGELINE (4", 90 MIL)
- TB = YELLOW EDGELINE (4", 90 MIL)
- TC = 10 FT. WHITE SKIP (4", 120 MIL)
- TD = WHITE MINI-SKIP 3 FT. - 9"/SP (4", 120 MIL)
- TE = WHITE SOLID LANE LINE (4", 120 MIL)
- TF = 10 FT. YELLOW SKIP (4", 120 MIL)
- TH = YELLOW SINGLE CENTER (4", 120 MIL)
- TI = YELLOW DOUBLE CENTER (4", 120 MIL)
- TT = YELLOW DIAGONAL (12", 90 MIL)

-YI- NC 210



REVISIONS

8/17/99

R:\HYD-2002\450\CONSIG\LOW\NEJ\72-NC210-DualLeft\ROADWAY\Proj\43518-ppm8.dgn
 25-JUL-2002 14:50
 R:\HYD-2002\450\CONSIG\LOW\NEJ\72-NC210-DualLeft\ROADWAY\Proj\43518-ppm8.dgn