

**STATE OF NORTH CAROLINA
DEPARTMENT OF TRANSPORTATION**

TIP NO. B-3861	SHEET NO. PMP-1
APPROVED: <i>[Signature]</i>	
DATE: 3/29/12	
SEAL	

**PAVEMENT MARKING PLAN
JACKSON COUNTY**

**LOCATION: REPLACEMENT OF BRIDGE No. 107 ON SR 1731
OVER TUCKASEGEE RIVER**

CONTRACT: C202840 T.I.P.: B-3861

ROADWAY STANDARD DRAWING

THE FOLLOWING ROADWAY STANDARDS AS APPEAR IN "ROADWAY STANDARD DRAWINGS" - PROJECT SERVICES UNIT - N.C. DEPARTMENT OF TRANSPORTATION - RALEIGH, N.C., DATED JANUARY 2012 ARE APPLICABLE TO THIS PROJECT AND BY REFERENCE HEREBY ARE CONSIDERED A PART OF THESE PLANS:

STD. NO.	TITLE
1205.01	PAVEMENT MARKINGS - LINE TYPES AND OFFSETS
1205.02	PAVEMENT MARKINGS - TWO-LANE AND MULTILANE ROADWAYS
1205.04	PAVEMENT MARKINGS - INTERSECTIONS
1205.12	PAVEMENT MARKINGS - BRIDGES
1261.01	GUARDRAIL AND BARRIER DELINEATORS - INSTALLATION SPACING
1261.02	GUARDRAIL AND BARRIER DELINEATORS - TYPES AND MOUNTING
1262.01	GUARDRAIL END DELINEATION

GENERAL NOTES

- THE FOLLOWING GENERAL NOTES APPLY AT ALL TIMES FOR THE DURATION OF THE CONSTRUCTION PROJECT, EXCEPT WHEN OTHERWISE NOTED IN THE PLAN, OR DIRECTED BY THE ENGINEER.
- A) INSTALL PAVEMENT MARKINGS AND PAVEMENT MARKERS ON THE FINAL SURFACE AS FOLLOWS:

ROAD NAME	MARKING	MARKER
-L-	PAINT	NONE
 - B) PLACE TWO APPLICATIONS OF PAINT PAVEMENT MARKINGS ON THE FINAL WEARING SURFACE. PLACE THE SECOND APPLICATION OF PAINT UPON SUFFICIENT DRYING TIME OF THE FIRST.
 - C) TIE PROPOSED PAVEMENT MARKING LINES TO EXISTING PAVEMENT MARKING LINES.
 - D) REMOVE/REPLACE ANY CONFLICTING/DAMAGED PAVEMENT MARKINGS AND MARKERS.
 - E) STOP BAR LOCATION AT NON-SIGNALIZED INTERSECTIONS MAY BE ADJUSTED AS DIRECTED BY THE ENGINEER.
 - F) REMOVE ALL RESIDUE AND SURFACE LAITANCE BY ACCEPTABLE METHODS ON THE CONCRETE SURFACES PRIOR TO PLACING PAINT PAVEMENT MARKING MATERIAL.
 - G) ON CONCRETE SURFACES, USE HEATED-IN-PLACE THERMOPLASTIC OR COLD APPLIED PLASTIC FOR STOP BARS, SYMBOLS, CHARACTERS AND DIAGONALS.
 - L) MARKERS SHALL BE INSTALLED ACCORDING TO THE NCDOT ROADWAY STANDARD DRAWING 1250.01.

PAVEMENT MARKING SCHEDULE

SYMBOL	DESCRIPTION	FINAL PAVEMENT MARKINGS
P2	WHITE STOPBAR (2X)	PAINT (24")
PA	WHITE EDGELINE (2X)	PAINT (4")
PI	YELLOW DOUBLE CENTER (2X)	


NOTE: FOR EACH PAINT PAVEMENT MARKING ITEM, 1X IMPLIES A SINGLE APPLICATION, 2X IMPLIES TWO APPLICATIONS, AND 3X IMPLIES THREE APPLICATIONS.

INDEX

SHEET NO.	DESCRIPTION
PMP-1	PAVEMENT MARKING PLAN TITLE AND SCHEDULE SHEET
PMP-2	PAVEMENT MARKING DETAIL

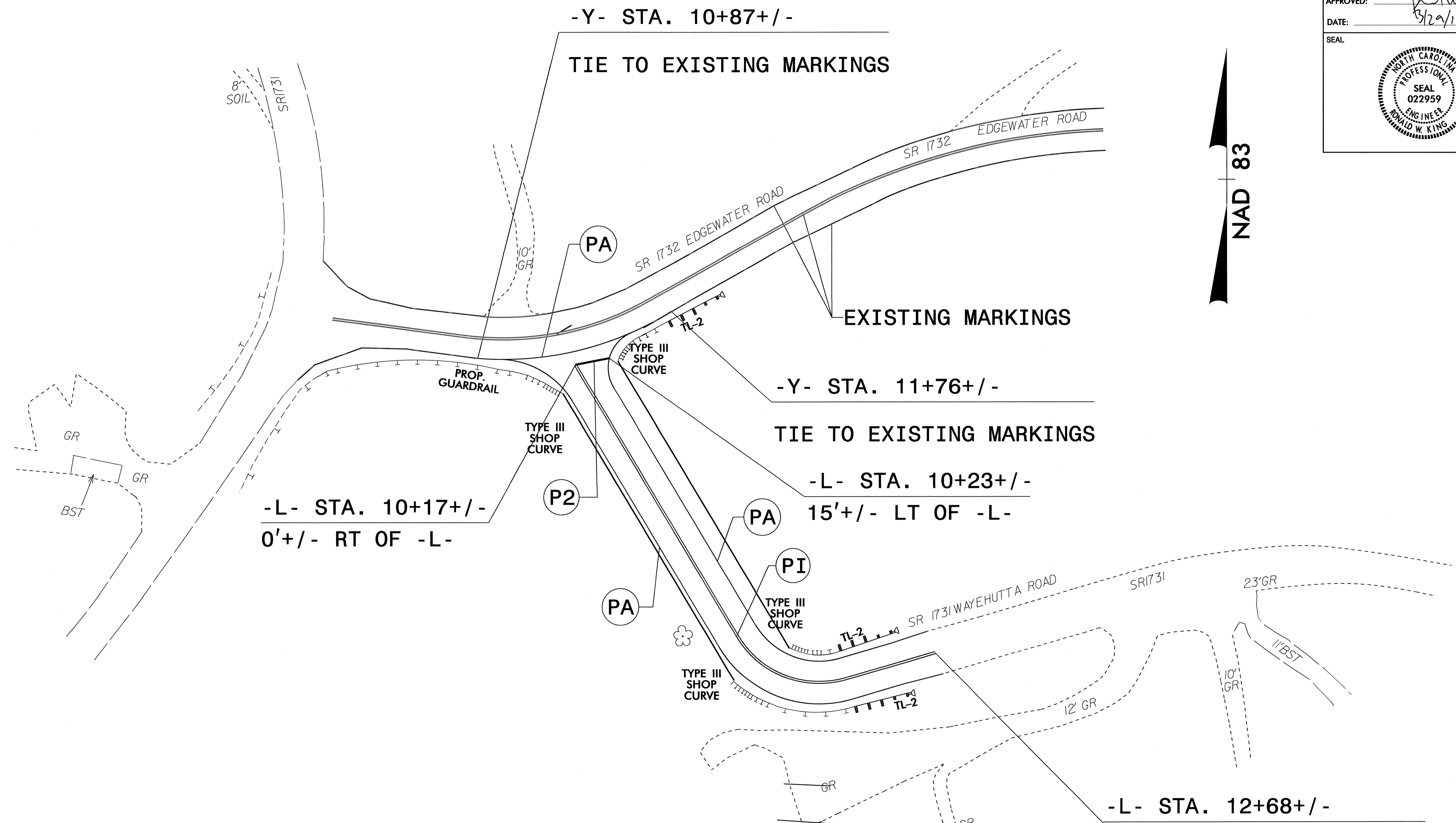
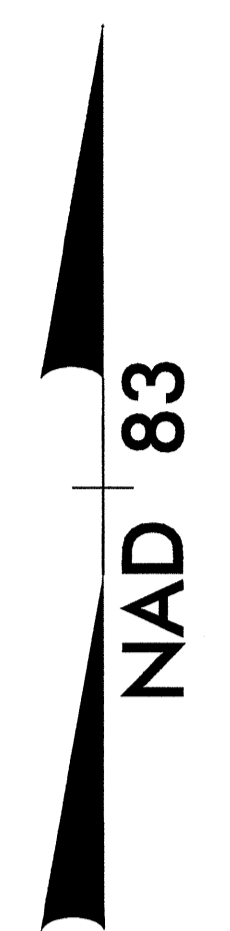
PLAN PREPARED BY: N.C.D.O.T. SIGNING AND DELINEATION UNIT

K. L. JORDAN SIGNING & DELINEATION REGIONAL ENGINEER
J. G. MARTINEZ SIGNING & DELINEATION PROJECT DESIGN ENGINEER



29-MAR-2012 09:55 P:\TIP\Projects\B-3861\TIP\Signing\CADD\Quantities & GM Signs\B-3861 PM 0tues.dgn

TIP NO. B-3861	SHEET NO. PMP-2
APPROVED: <i>R.W.K.</i>	
DATE: 5/29/12	
SEAL	



PROJECT NOTES

- P2 WHITE STOPBAR (24")
- PA WHITE EDGELINE (4")
- PI YELLOW DOUBLE CENTER (4")

PAVEMENT MARKING DETAIL

29-MAR-2012 10:44
 P:\TIP\Projects\B-3861\Traffic\Signing\CADD\Signing Layout Plans\B-3861_Sgn_PMP.dgn
 gmar-tunez AT 12:47:55