

**STATE OF NORTH CAROLINA
DEPARTMENT OF TRANSPORTATION**

**SIGNING PLANS
ON SLOW COUNTY**

**LOCATION: NEW NC 24 ACCESS AND NEW BASE ENTRY ROAD
FOR CAMP LEJEUNE MARINE CORPS BASE**

T.I.P.: U-5132

CONTRACT: C202816

ROADWAY STANDARD DRAWING

THE FOLLOWING ROADWAY STANDARDS AS APPEAR IN "ROADWAY STANDARD DRAWINGS" - PROJECT SERVICES UNIT - N.C. DEPARTMENT OF TRANSPORTATION - RALEIGH, N.C., DATED JANUARY 2012 ARE APPLICABLE TO THIS PROJECT AND BY REFERENCE HEREBY ARE CONSIDERED A PART OF THESE PLANS:

STD. NO.	TITLE
901.10	TYPE 'A' SIGNS
901.50	ARROWS AND SHIELDS
901.70	SIGN STRINGERS AND SUPPORT SPACING
901.80	SIGN MOUNTING DETAILS
903.10	GROUND MOUNTED SIGN SUPPORTS
903.40	MEDIAN BARRIER SIGN SUPPORT AND ANCHORAGE
904.10	ORIENTATION OF GROUND MOUNTED SIGNS
904.20	SECONDARY SIGN MOUNTING
904.50	MOUNTING OF TYPE 'D', 'E' AND 'F' SIGNS ON 'U' CHANNEL POSTS

GENERAL NOTES

- . SIGNS FURNISHED BY STATE
- . ALL TYPE 'D' SIGNS SHALL BE MOUNTED ON TWO U-CHANNEL POSTS UNLESS OTHERWISE INDICATED ON THE PLANS.
- . IF REMOVAL OR RELOCATION OF SIGNS ON PRIVATE STREET (NON-STATE MAINTAINED) IS REQUIRED DUE TO CONSTRUCTION, THE CONTRACTOR SHALL INFORM THE ENGINEER.
- . SIGNING PLANS DO NOT INCLUDE TEMPORARY CONSTRUCTION SIGNING OR PAVEMENT MARKINGS. SEE TRAFFIC CONTROL PLANS.
- . WHEN NOT STATIONED OR DIMENSIONED ON PLANS, ALL 'E' AND 'F' SIGNS SHALL BE FIELD LOCATED BY THE ENGINEER.
- . WHEN EXISTING SIGNS ARE REMOVED AND INSTALLED ON NEW SUPPORTS, THE RE-ERECTION SHALL IMMEDIATELY FOLLOW THE REMOVAL.
- . THE BACKGROUND FOR TYPE E & F SIGNS SHALL BE TYPE C REFLECTIVE SHEETING.
- . THE CONTRACTOR SHALL BE REQUIRED TO SUBMIT TO THE N.C.D.O.T. FOR APPROVAL, DETAIL DRAWINGS OF LUMINAIRE RETRIEVAL SYSTEM MOUNTING ON OHS ASSEMBLY.
- . DO NOT BEGIN FABRICATION FOR TYPES A & B SIGNS MOUNTED ON OVERHEAD STRUCTURES OR STEEL SUPPORTS UNTIL "S" DIMENSIONS HAVE BEEN FIELD VERIFIED.
- . SEE ROADWAY PLANS FOR GUARD/GUIDE RAIL DETAILS.

LOCAL NOTES

1. RELOCATE SIGN, TYPE A (GROUND MOUNTED)
2. RELOCATE SIGN, TYPE E
3. DISPOSAL OF SUPPORT, STEEL BEAM
4. DISPOSAL OF SIGN SYSTEM, OVERHEAD
5. DISPOSAL OF SIGN SYSTEM, STEEL BEAM
6. DISPOSAL OF SIGN SYSTEM, U-CHANNEL
7. DISPOSAL OF SIGN SYSTEM, WOOD
8. DISPOSAL OF SUPPORT, U-CHANNEL
9. SIGN ERECTION, TYPE A (OVERHEAD)
10. SIGN ERECTION, TYPE A (GROUND MOUNTED)
11. SIGN ERECTION, TYPE D, E, AND F
12. SIGN ERECTION, RELOCATE SIGN, TYPE A (GROUND MOUNTED)
13. SIGN ERECTION, RELOCATE SIGN, TYPE E


INDEX

SHEET NO.	DESCRIPTION
SIGN-1	TITLE SHEET
SIGN-2	SUMMARY OF QUANTITIES
SIGN-3	SUPPORT INFORMATION
SIGN-4-9	STRUCTURE LINE DRAWINGS
SIGN-10-14	SIGN DESIGNS
SIGN-15-16	TYPE "E" AND "F" SIGNS
SIGN-17-36	SIGNING PLAN DETAIL SHEETS

PLANS PREPARED BY :



K. BISBY, PE ENGINEER
N. HARRIS, A. TUTT DESIGN ENGINEER/TECHNICIAN



8/17/99


REVISIONS

ITEM NO.		ITEM DESCRIPTION	QUANTITY	UNIT	ITEM NO.		ITEM DESCRIPTION	QUANTITY	UNIT	ITEM NO.		ITEM DESCRIPTION	QUANTITY	UNIT
DESC. NO.	SECT. NO.				DESC. NO.	SECT. NO.				DESC. NO.	SECT. NO.			
0001000000	800	MOBILIZATION		L.S.	4127000000	SP	LIGHTING FOR OVERHEAD SIGN ASSEMBLY AT STA *****		L.S.	4235000000	907	STOCKPILE SIGN, A OR B (GROUND MOUNTED)		EA.
4025000000	901	CONTRACTOR FURNISHED, TYPE A SIGN	2933.7	S.F.	4127000000	SP	LIGHTING FOR OVERHEAD SIGN ASSEMBLY AT STA *****		L.S.	4236000000	907	DISPOSAL OF SIGN, A OR B (GROUND MOUNTED)		EA.
4025000000	901	CONTRACTOR FURNISHED, TYPE B SIGN		S.F.	4127000000	SP	LIGHTING FOR OVERHEAD SIGN ASSEMBLY AT STA *****		L.S.	4237000000	907	STOCKPILE SIGN, D, E OR F		EA.
4025000000	901	CONTRACTOR FURNISHED, TYPE D SIGN		S.F.	4127000000	SP	LIGHTING FOR OVERHEAD SIGN ASSEMBLY AT STA *****		L.S.	4237500000	907	STOCKPILE SIGN, MILEMARKERS		EA.
4025000000	901	CONTRACTOR FURNISHED, TYPE E SIGN	622.8	S.F.	4127000000	SP	LIGHTING FOR OVERHEAD SIGN ASSEMBLY AT STA *****		L.S.	4238000000	907	DISPOSAL OF SIGN, D, E OR F		EA.
4025000000	901	CONTRACTOR FURNISHED, TYPE F SIGN	27.0	S.F.	4127000000	SP	LIGHTING FOR OVERHEAD SIGN ASSEMBLY AT STA *****		L.S.	4238500000	907	DISPOSAL OF SIGN, MILEMARKERS		EA.
4025000000	901	CONTRACTOR FURNISHED, OVERLAYS SIGN		S.F.	4127000000	SP	LIGHTING FOR OVERHEAD SIGN ASSEMBLY AT STA *****		L.S.	4241000000	907	DISPOSAL OF SIGN, OVERLAY (OVERHEAD)		EA.
4025000000	901	CONTRACTOR FURNISHED, MILEMARKER SIGN		S.F.	4127000000	SP	LIGHTING FOR OVERHEAD SIGN ASSEMBLY AT STA *****		L.S.	4242000000	907	DISPOSAL OF SIGN, OVERLAY (GROUND MOUNTED)		EA.
4026000000	902	DEPARTMENT FURNISHED, TYPE A SIGN		S.F.	4127000000	SP	LIGHTING FOR OVERHEAD SIGN ASSEMBLY AT STA *****		L.S.	4250000000	907	STOCKPILE LIGHTING SYSTEM		EA.
4026000000	902	DEPARTMENT FURNISHED, TYPE B SIGN		S.F.	4127000000	SP	LIGHTING FOR OVERHEAD SIGN ASSEMBLY AT STA *****		L.S.	4251000000	907	DISPOSAL OF LIGHTING SYSTEM		EA.
4026000000	902	DEPARTMENT FURNISHED, TYPE D SIGN		S.F.	4127000000	SP	LIGHTING FOR OVERHEAD SIGN ASSEMBLY AT STA *****		L.S.	4252000000	907	STOCKPILE LIGHTING FIXTURES		EA.
4026000000	902	DEPARTMENT FURNISHED, TYPE E SIGN		S.F.	4127000000	SP	LIGHTING FOR OVERHEAD SIGN ASSEMBLY AT STA *****		L.S.	4258000000	907	DISPOSAL OF LIGHTING FIXTURES		EA.
4026000000	902	DEPARTMENT FURNISHED, TYPE F SIGN		S.F.	4127000000	SP	LIGHTING FOR OVERHEAD SIGN ASSEMBLY AT STA *****		L.S.	4262000000	907	STOCKPILE WALKWAY		EA.
4026000000	902	DEPARTMENT FURNISHED, OVERLAYS SIGN		S.F.	4127000000	SP	LIGHTING FOR OVERHEAD SIGN ASSEMBLY AT STA *****		L.S.	4263000000	907	DISPOSAL OF WALKWAY		EA.
4026000000	902	DEPARTMENT FURNISHED, MILEMARKER SIGN		S.F.	4127500000	SP	LRS LIGHTING SYSTEM FOR OVERHEAD SIGN ASSEMBLY AT STA *****		L.S.	4355000000	SP	DYNAMIC MESSAGE SIGN SYSTEM INTEGRATION		L.S.
4048000000	902	REINFORCED CONCRETE SIGN FOUNDATION	6	C.Y.	4127500000	SP	LRS LIGHTING SYSTEM FOR OVERHEAD SIGN ASSEMBLY AT STA *****		L.S.	4355100000	SP	DYNAMIC MESSAGE SIGN SYSTEM "DMS-**"		L.S.
4054000000	902	PLAIN CONCRETE SIGN FOUNDATION		C.Y.	4127500000	SP	LRS LIGHTING SYSTEM FOR OVERHEAD SIGN ASSEMBLY AT STA *****		L.S.	4355100000	SP	DYNAMIC MESSAGE SIGN SYSTEM "DMS-**"		L.S.
4057000000	SP	OVERHEAD FOOTING	93	C.Y.	4127500000	SP	LRS LIGHTING SYSTEM FOR OVERHEAD SIGN ASSEMBLY AT STA *****		L.S.	4355200000	SP	DMS SYSTEM SERVER COMPUTER		EA.
4060000000	903	SUPPORTS, BREAKAWAY STEEL BEAM	1417	LB.	4127500000	SP	LRS LIGHTING SYSTEM FOR OVERHEAD SIGN ASSEMBLY AT STA *****		L.S.	4355230000	SP	DMS SYSTEM CONTROL SOFTWARE		EA.
4066000000	903	SUPPORTS, SIMPLE STEEL BEAM	2056	LB.	4127500000	SP	LRS LIGHTING SYSTEM FOR OVERHEAD SIGN ASSEMBLY AT STA *****		L.S.	4355300000	SP	DYNAMIC MESSAGE SIGN MAINTENANCE TRAINING		EA.
4072000000	903	SUPPORTS, 3 LB STEEL U-CHANNEL	1434.7	L.F.	4127500000	SP	LRS LIGHTING SYSTEM FOR OVERHEAD SIGN ASSEMBLY AT STA *****		L.S.	4355310000	SP	DYNAMIC MESSAGE SIGN SYSTEM DESIGN APPROVAL TESTS		EA.
4078000000	903	SUPPORTS, 2 LB STEEL U-CHANNEL		EA.	4127500000	SP	LRS LIGHTING SYSTEM FOR OVERHEAD SIGN ASSEMBLY AT STA *****		L.S.	4355320000	SP	DYNAMIC MESSAGE SIGN SYSTEM OPERATIONAL FACTORY TESTS		L.S.
4079000000	903	SUPPORTS, BARRIER (SMALL)		EA.	4127500000	SP	LRS LIGHTING SYSTEM FOR OVERHEAD SIGN ASSEMBLY AT STA *****		L.S.	4355330000	SP	DYNAMIC MESSAGE SIGN SYSTEM OPERATIONAL FIELD TESTS		L.S.
4080000000	903	SUPPORTS, BARRIER (LARGE)	1	EA.	4127500000	SP	LRS LIGHTING SYSTEM FOR OVERHEAD SIGN ASSEMBLY AT STA *****		L.S.	4355340000	SP	DYNAMIC MESSAGE SIGN BENCH TEST UNIT		EA.
4080200000	903	SUPPORTS, STEEL SQUARE TUBE		L.F.	4127500000	SP	LRS LIGHTING SYSTEM FOR OVERHEAD SIGN ASSEMBLY AT STA *****		L.S.	4355350000	SP	DYNAMIC MESSAGE SIGN SYSTEM NTGIP TESTS		EA.
4082000000	903	SUPPORTS, WOOD		L.F.	4127500000	SP	LRS LIGHTING SYSTEM FOR OVERHEAD SIGN ASSEMBLY AT STA *****		L.S.	4082100000	SP	SUPPORTS, OVERHEAD SIGN STRUCTURE AT -LWB- STA 21+00	1	L.S.
4082100000	SP	SUPPORTS, OVERHEAD SIGN STRUCTURE AT STATION " "		L.S.	4127500000	SP	LRS LIGHTING SYSTEM FOR OVERHEAD SIGN ASSEMBLY AT STA *****		L.S.	4082100000	SP	SUPPORTS, OVERHEAD SIGN STRUCTURE AT -L- STA 15+00	1	L.S.
4082110000	SP	SUPPORTS, OVERHEAD DMS STRUCTURE AT STATION " "		L.S.	4127500000	SP	LRS LIGHTING SYSTEM FOR OVERHEAD SIGN ASSEMBLY AT STA *****		L.S.	4082100000	SP	SUPPORTS, OVERHEAD SIGN STRUCTURE AT -RPB- STA 15+00	1	L.S.
4096000000	904	SIGN ERECTION, TYPE D		EA.	4127500000	SP	LRS LIGHTING SYSTEM FOR OVERHEAD SIGN ASSEMBLY AT STA *****		L.S.	4082100000	SP	SUPPORTS, OVERHEAD SIGN STRUCTURE AT -L- STA 32+15	1	L.S.
4102000000	904	SIGN ERECTION, TYPE E	103	EA.	4128000000	SP	STATIC LIGHTING SYSTEM FOR OVERHEAD SIGN ASSEMBLY AT STA *****		L.S.	4082100000	SP	SUPPORTS, OVERHEAD SIGN STRUCTURE AT -NBL- STA 24+24	1	L.S.
4108000000	904	SIGN ERECTION, TYPE F	1	EA.	4128000000	SP	STATIC LIGHTING SYSTEM FOR OVERHEAD SIGN ASSEMBLY AT STA *****		L.S.	4082100000	SP	SUPPORTS, OVERHEAD SIGN STRUCTURE AT -NBL- STA 11+04	1	L.S.
4109000000	904	SIGN ERECTION, TYPE A (OVERHEAD)		EA.	4128000000	SP	STATIC LIGHTING SYSTEM FOR OVERHEAD SIGN ASSEMBLY AT STA *****		L.S.					
4109000000	904	SIGN ERECTION, TYPE B (OVERHEAD)		EA.	4128000000	SP	STATIC LIGHTING SYSTEM FOR OVERHEAD SIGN ASSEMBLY AT STA *****		L.S.					
4110000000	904	SIGN ERECTION, TYPE A (GROUND MOUNTED)	6	EA.	4128000000	SP	STATIC LIGHTING SYSTEM FOR OVERHEAD SIGN ASSEMBLY AT STA *****		L.S.					
4110000000	904	SIGN ERECTION, TYPE B (GROUND MOUNTED)		EA.	4128000000	SP	STATIC LIGHTING SYSTEM FOR OVERHEAD SIGN ASSEMBLY AT STA *****		L.S.					
4114000000	904	SIGN ERECTION, MILEMARKERS		EA.	4128000000	SP	STATIC LIGHTING SYSTEM FOR OVERHEAD SIGN ASSEMBLY AT STA *****		L.S.					
4115000000	904	SIGN ERECTION, OVERLAY (OVERHEAD)		EA.	4128000000	SP	STATIC LIGHTING SYSTEM FOR OVERHEAD SIGN ASSEMBLY AT STA *****		L.S.					
4116000000	904	SIGN ERECTION, OVERLAY (GROUND MOUNTED)		EA.	4132000000	907	STOCKPILE SUPPORT, STEEL BEAM		EA.					
4116100000	904	SIGN ERECTION, RELOCATE SIGN TYPE A (OVERHEAD)		EA.	4138000000	907	DISPOSAL OF SUPPORT, STEEL BEAM	2	EA.					
4116100000	904	SIGN ERECTION, RELOCATE SIGN TYPE B (OVERHEAD)		EA.	4140000000	907	STOCKPILE SUPPORT, WOOD		EA.					
4116100000	904	SIGN ERECTION, RELOCATE SIGN TYPE A (GROUND MOUNTED)	1	EA.	4141000000	907	DISPOSAL OF SUPPORT, WOOD		EA.					
4116100000	904	SIGN ERECTION, RELOCATE SIGN TYPE B (GROUND MOUNTED)		EA.	4142000000	907	STOCKPILE SUPPORT, OVERHEAD STRUCTURE		EA.					
4116100000	904	SIGN ERECTION, RELOCATE SIGN TYPE D		EA.	4143000000	907	DISPOSAL OF SUPPORT, OVERHEAD STRUCTURE		EA.					
4116100000	904	SIGN ERECTION, RELOCATE SIGN TYPE E	4	EA.	4148000000	907	STOCKPILE SIGN SYSTEM, OVERHEAD		EA.					
4116100000	904	SIGN ERECTION, RELOCATE SIGN TYPE F		EA.	4149000000	907	DISPOSAL OF SIGN SYSTEM, OVERHEAD	1	EA.					
4116100000	904	SIGN ERECTION, RELOCATE SIGN MILEMARKERS		EA.	4151000000	907	STOCKPILE SIGN SYSTEM, STEEL BEAM		EA.					
4116200000	904	SIGN ERECTION, REPOSITION OVERHEAD		EA.	4152000000	907	DISPOSAL OF SIGN SYSTEM, STEEL BEAM	2	EA.					
4116300000	904	SIGN ERECTION, LOGO TO PANEL		EA.	4154000000	907	STOCKPILE SIGN SYSTEM, U-CHANNEL		EA.					
4116400000	904	SIGN ERECTION, LOGO TRAILBLAZER		EA.	4155000000	907	DISPOSAL OF SIGN SYSTEM, U-CHANNEL	51	EA.					
4116500000	904	SIGN ERECTION, WALKWAY		L.F.	4157000000	907	STOCKPILE SIGN SYSTEM, WOOD		EA.					
4127000000	SP	LIGHTING FOR OVERHEAD SIGN ASSEMBLY AT STA *****		L.S.	4158000000	907	DISPOSAL OF SIGN SYSTEM, WOOD	1	EA.					
4127000000	SP	LIGHTING FOR OVERHEAD SIGN ASSEMBLY AT STA *****		L.S.	4186000000	907	STOCKPILE SUPPORT, U-CHANNEL		EA.					
					4192000000	907	DISPOSAL OF SUPPORT, U-CHANNEL	4	EA.					
					4228000000	907	STOCKPILE SIGN, A OR B (OVERHEAD)		EA.					
					4234000000	907	DISPOSAL OF SIGN, A OR B (OVERHEAD)		EA.					

SIGNS
SUMMARY OF QUANTITIES

PLANS PREPARED BY :
RK&K
RUMMEL, KLEPPER & KAHL, LLP
900 RIDGEFIELD DRIVE SUITE 350
RALEIGH, NORTH CAROLINA 27609-3960
NC LICENSE NO. F-0112 • (919) 878-9560

U:\16\2011\sign\sgn02.dgn
KDB:BY



SIGN NO.	SIGN TYPE	SIGN SIZE (in.) w x h			ROADWAY STATION	NO. OF SUP.	BEAM SECTION	SUPPORT TYPE BA or S	ATTACH METHOD	MOUNTING METHOD	HORIZ CLR.* (ft.)	LENGTH (ft)			LEFT SUPPORT (ft)			CENTER SUPPORT (ft)			RIGHT SUPPORT (ft)			FOOTING DIAMETER (ft.)	FOOTING DEPTH (ft.)	B/A SUPPORT WEIGHTS (lbs.)	SIMPLE SUPPORT WEIGHTS (lbs.)	REINF. FTGS. (c.y.)	PLAIN FTGS. (c.y.)	FIELD VERIFIED SEE NOTE 2 (nn/dd/yyyy)
												SNS HT H	MTG HT C	EMBED-MENT	S	L	TOTAL LENGTH	S	L	TOTAL LENGTH	S	L	TOTAL LENGTH							
101	A	168	X	90	-Y1- 14+47	2	W8x21	S	N/A	N/A	16.00	7.50	7.00	5.5	2.56	17.06	22.56	0.00	0.00	0.00	5.30	19.80	25.30	2	6	0.00	1005.06	1.40	0.00	
102A	A	186	X	30	-L- 47+20	2	W8x18	BA	2	N/A	18.00	8.00	7.00	5.5	2.21	17.21	22.71	0.00	0.00	0.00	1.80	16.80	22.30	2	6	972.30	0.00	1.40	0.00	
102B	A	186	X	66																										
201	A	60	X	60	-LWB- 18+39	2	S3x5.7	BA	N/A	N/A	10.00	5.00	7.00	0	1.00	13.00	13.00	0.00	0.00	0.00	1.00	13.00	13.00	1.5	3.5	148.20	0.00	0.46	0.00	
202	A	60	X	60	-L- 28+38	2	S3x5.7	BA	N/A	N/A	10.00	5.00	7.00	0	1.00	13.00	13.00	0.00	0.00	0.00	1.00	13.00	13.00	1.5	3.5	148.20	0.00	0.46	0.00	
203	A	60	X	60	-NBL- 21+00	2	S3x5.7	BA	N/A	N/A	10.00	5.00	7.00	0	1.00	13.00	13.00	0.00	0.00	0.00	1.00	13.00	13.00	1.5	3.5	148.20	0.00	0.46	0.00	
901	A	180	X	96	-LWB- 29+00	2	W8x21	S	N/A	N/A	18.00	8.00	7.00	6	3.04	18.04	24.04	0.00	0.00	0.00	4.99	19.99	25.99	2	6.5	0.00	1050.63	1.51	0.00	

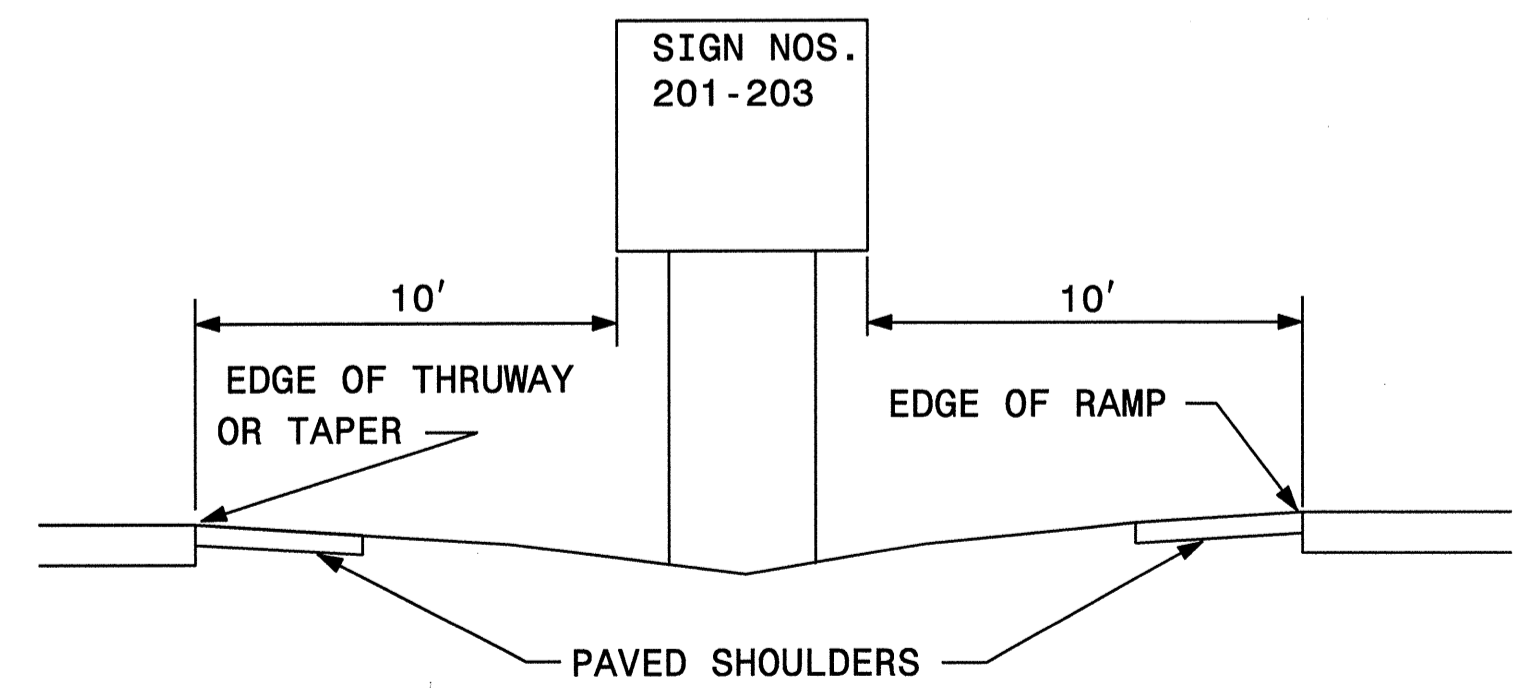
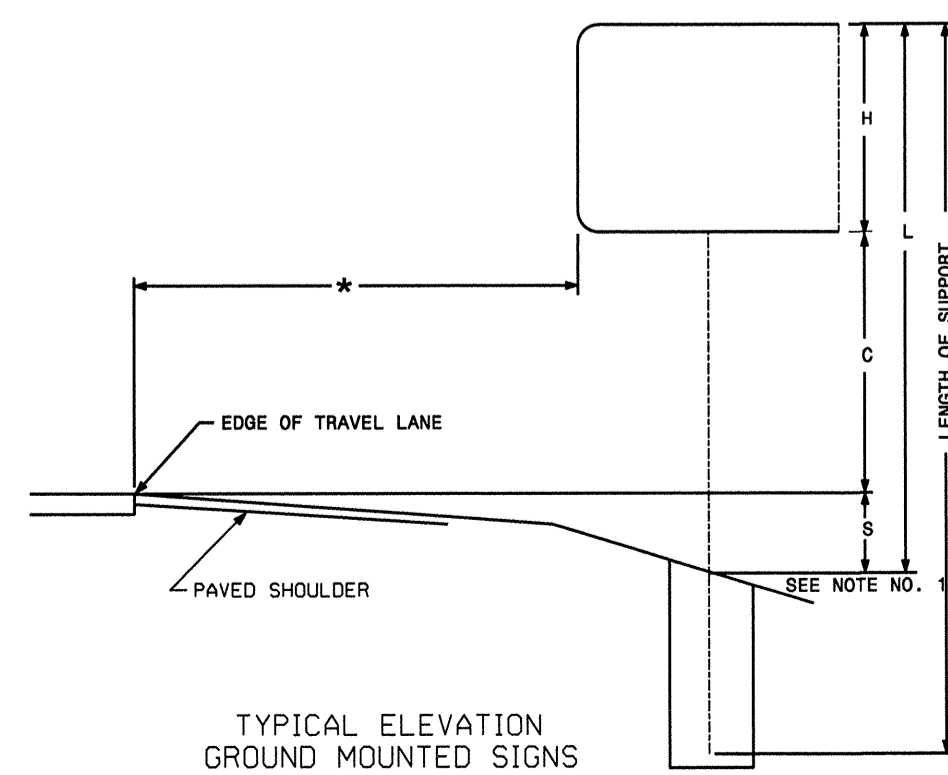
TOTAL	TOTAL	TOTAL	TOTAL
1416.9	2055.69	5.68	0
1417	2056	6	0

USE:

REVISIONS


NOTES

- DIMENSION "S" REPRESENTS AN INCREASE (+), OR A DECREASE (-) IN POLE LENGTH, RELATIVE TO THE ELEVATION OF THE EDGE OF PAVEMENT.
- FIELD VERIFICATIONS SHALL BE REQUIRED FOR ALL SUPPORTS, SEE (*) ARTICLE 903-3. FABRICATORS SHALL BE AISC CERTIFIED IN CATEGORY 1, SEE (*) ARTICLE 1072-1. (*) = N.C.D.O.T. STANDARD SPECIFICATIONS FOR ROADS AND STRUCTURES
- PLAN LOCATIONS FOR EXISTING UTILITIES ARE BASED ON THE BEST AVAILABLE INFORMATION AND, THEREFORE MAY NOT BE PRECISELY ACCURATE. THEREFORE, IT IS INCUMBENT UPON THE CONTRACTOR TO DETERMINE THE EXACT LOCATION OF UTILITIES BEFORE BEGINNING WORK IN A LOCATION.

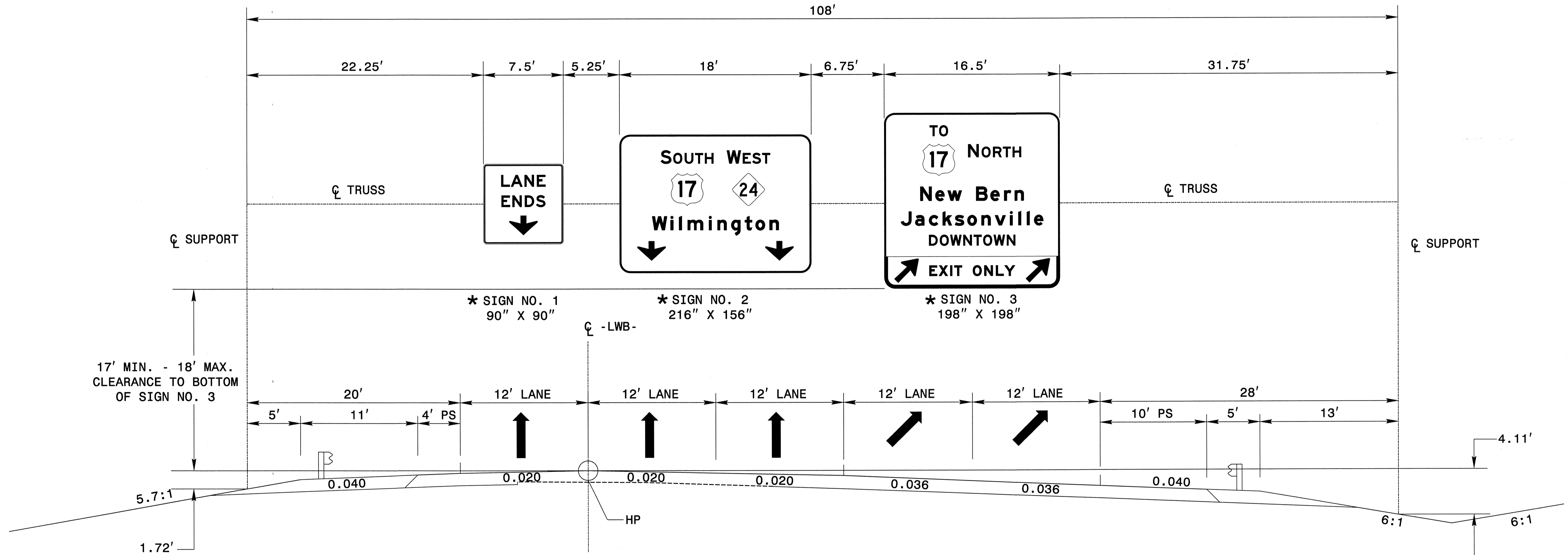


TYPE "A" AND TYPE "B" GROUND MOUNTED SIGNS

PLANS PREPARED BY : **RK&K**
 RUMMEL, KLEPPER & KAHL, LLP
 900 RIDGEFIELD DRIVE SUITE 350
 RALEIGH, NORTH CAROLINA 27609-3960
 NC LICENSE NO. F-0112 • (919) 878-9560



* THESE DIMENSIONS SHALL BE USED FOR WIND LOAD AND DEAD LOAD COMPUTATIONS IN DESIGN OF STRUCTURE AND FOOTING.
DESIGN AND CONSTRUCTION REQUIREMENTS FOR SIGN STRUCTURES SHALL ACCOMMODATE WIND VELOCITY OF 130 MPH.



NOTES


1. IF THE CONTRACTOR BIDS ALUMINUM SIGN STRUCTURE, EACH SHALL BE PROVIDED WITH AN APPROVED HIGHWAY TRUSS DAMPER DEVICE IN ACCORDANCE WITH AASHTO SPECIFICATIONS.
2. MOUNT SIGNS VERTICALLY CENTERED ON HORIZONTAL MEMBER OF STRUCTURE.
3. FIELD VERIFICATION SHALL BE REQUIRED FOR ALL FOOTING ELEVATIONS, PER LATEST NCDOT STANDARD SPECIFICATIONS FOR ROADS AND STRUCTURES.
4. THE TOP OF THE FOOTING SHALL EXTEND AT LEAST 4 INCHES AND NOT MORE THAN 24 INCHES ABOVE THE HIGHEST POINT OF THE GROUND SURFACE AT THE FOOTING.
5. SIGN HANGERS AND ATTACHMENT HARDWARE SHALL BE PROVIDED AND INSTALLED ON THE ASSEMBLY TO ACCOMMODATE ALL SIGNS SHOWN IN THIS PLAN SHEET.
6. DESIGN AND CONSTRUCTION REQUIREMENTS FOR SIGN STRUCTURES SHALL ACCOMMODATE WIND VELOCITY OF 130 MPH.

<p>OVERHEAD SIGN ASSEMBLY "A" AT -LWB- STA. 21+00</p>	<p>PLANS PREPARED BY : RK&K</p>
	<p>RUMMEL, KLEPPER & KAHL, LLP 900 RIDGEFIELD DRIVE SUITE 350 RALEIGH, NORTH CAROLINA 27609-3960 NC LICENSE NO. F-0112 • (919) 878-9560</p>

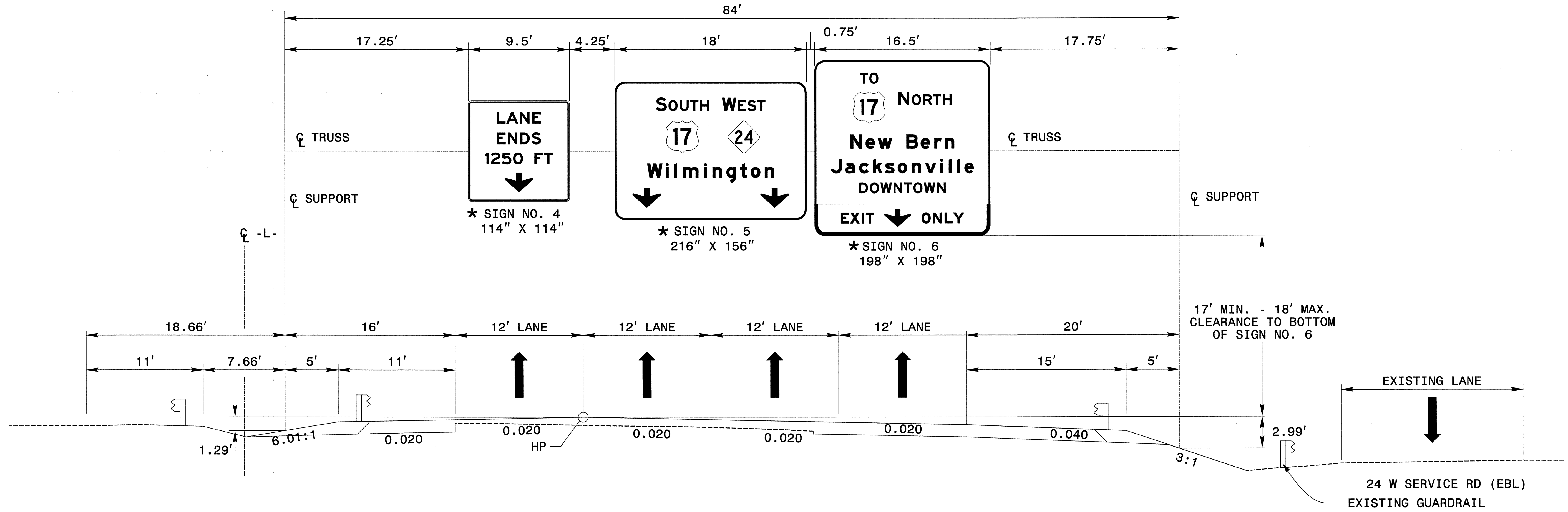
REVISIONS

8/17/99

U:\15\2011\sign_sgn04.dgn
KBSBY



* THESE DIMENSIONS SHALL BE USED FOR WIND LOAD AND DEAD LOAD COMPUTATIONS IN DESIGN OF STRUCTURE AND FOOTING. DESIGN AND CONSTRUCTION REQUIREMENTS FOR SIGN STRUCTURES SHALL ACCOMMODATE WIND VELOCITY OF 130 MPH.



NOTES

1. IF THE CONTRACTOR BIDS ALUMINUM SIGN STRUCTURE, EACH SHALL BE PROVIDED WITH AN APPROVED HIGHWAY TRUSS DAMPER DEVICE IN ACCORDANCE WITH AASHTO SPECIFICATIONS.
2. MOUNT SIGNS VERTICALLY CENTERED ON HORIZONTAL MEMBER OF STRUCTURE.
3. FIELD VERIFICATION SHALL BE REQUIRED FOR ALL FOOTING ELEVATIONS, PER LATEST NCDOT STANDARD SPECIFICATIONS FOR ROADS AND STRUCTURES.
4. THE TOP OF THE FOOTING SHALL EXTEND AT LEAST 4 INCHES AND NOT MORE THAN 24 INCHES ABOVE THE HIGHEST POINT OF THE GROUND SURFACE AT THE FOOTING.
5. SIGN HANGERS AND ATTACHMENT HARDWARE SHALL BE PROVIDED AND INSTALLED ON THE ASSEMBLY TO ACCOMMODATE ALL SIGNS SHOWN IN THIS PLAN SHEET.
6. DESIGN AND CONSTRUCTION REQUIREMENTS FOR SIGN STRUCTURES SHALL ACCOMMODATE WIND VELOCITY OF 130 MPH.


**OVERHEAD SIGN ASSEMBLY "B"
AT -L- STA. 15+00**

PLANS PREPARED BY :
RK&K
RUMMEL, KLEPPER & KAHL, LLP
900 RIDGEFIELD DRIVE SUITE 350
RALEIGH, NORTH CAROLINA 27609-3960
NC LICENSE NO. F-0112 • (919) 878-9560

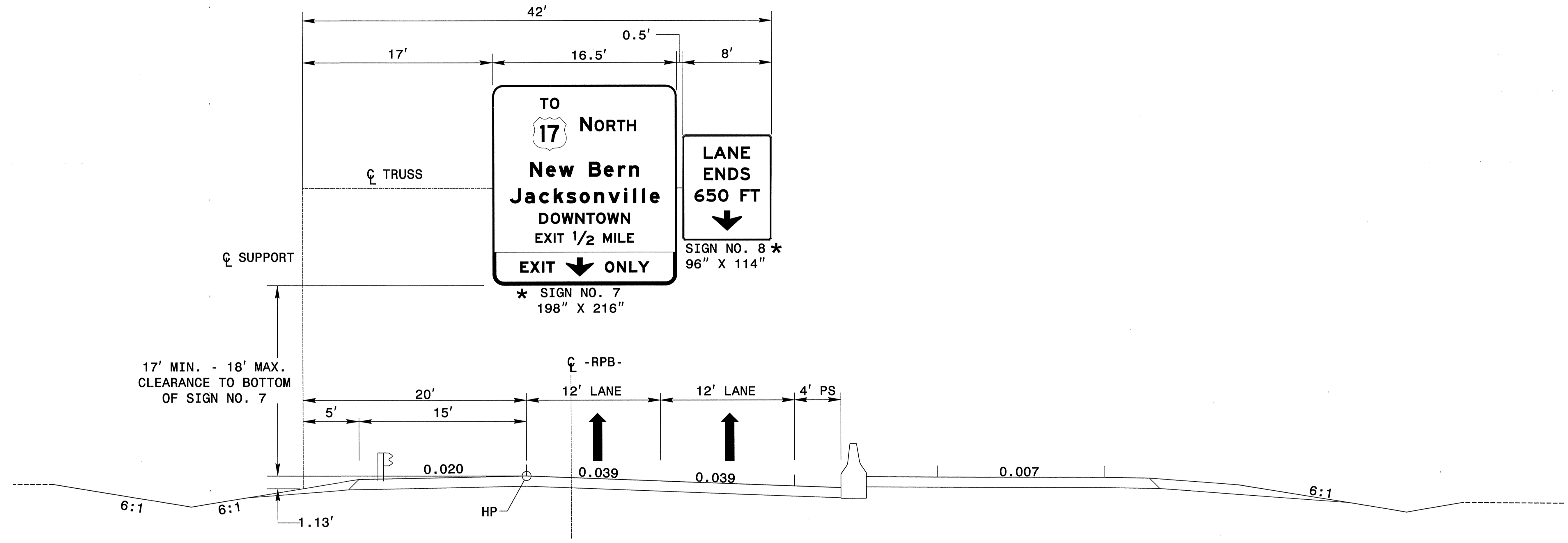
8/17/99

REVISIONS

12/16/2011
U:\16\2011\sign\sgn05.dgn
KBSBY



* THESE DIMENSIONS SHALL BE USED FOR WIND LOAD AND DEAD LOAD COMPUTATIONS IN DESIGN OF STRUCTURE AND FOOTING. DESIGN AND CONSTRUCTION REQUIREMENTS FOR SIGN STRUCTURES SHALL ACCOMMODATE WIND VELOCITY OF 130 MPH.



REVISIONS


NOTES

1. IF THE CONTRACTOR BIDS ALUMINUM SIGN STRUCTURE, EACH SHALL BE PROVIDED WITH AN APPROVED HIGHWAY TRUSS DAMPER DEVICE IN ACCORDANCE WITH AASHTO SPECIFICATIONS.
2. MOUNT SIGNS VERTICALLY CENTERED ON HORIZONTAL MEMBER OF STRUCTURE.
3. FIELD VERIFICATION SHALL BE REQUIRED FOR ALL FOOTING ELEVATIONS, PER LATEST NCDOT STANDARD SPECIFICATIONS FOR ROADS AND STRUCTURES.
4. THE TOP OF THE FOOTING SHALL EXTEND AT LEAST 4 INCHES AND NOT MORE THAN 24 INCHES ABOVE THE HIGHEST POINT OF THE GROUND SURFACE AT THE FOOTING.
5. SIGN HANGERS AND ATTACHMENT HARDWARE SHALL BE PROVIDED AND INSTALLED ON THE ASSEMBLY TO ACCOMODATE ALL SIGNS SHOWN IN THIS PLAN SHEET.
6. DESIGN AND CONSTRUCTION REQUIREMENTS FOR SIGN STRUCTURES SHALL ACCOMMODATE WIND VELOCITY OF 130 MPH.

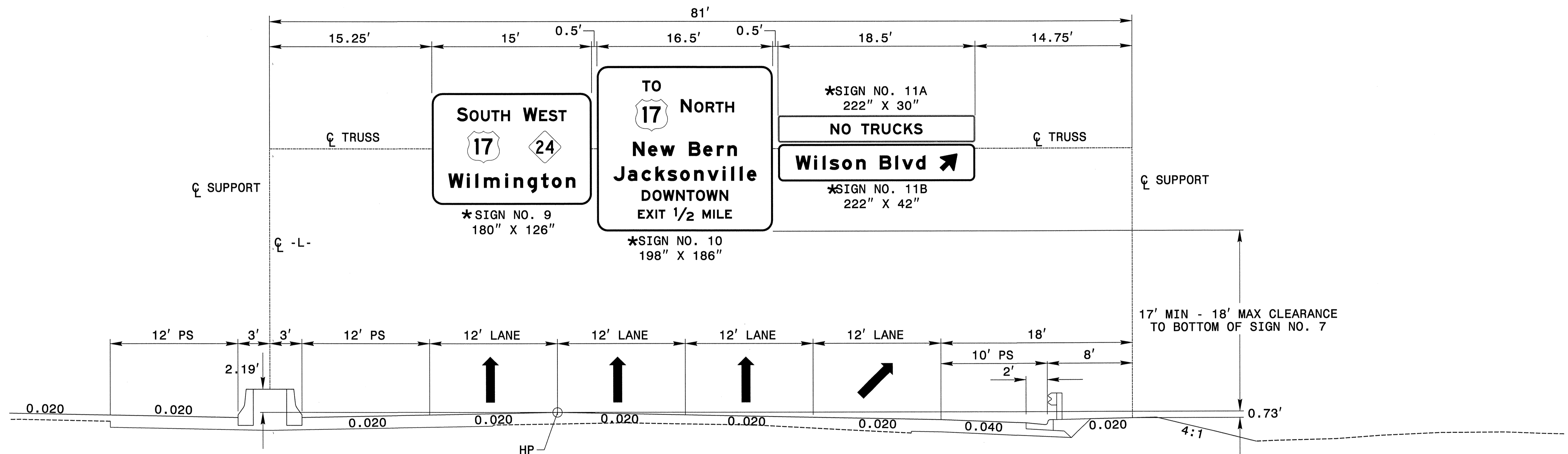
<p>OVERHEAD SIGN ASSEMBLY "C" AT -RPB- STA. 15+00</p>	<p>PLANS PREPARED BY : RK&K RUMMEL, KLEPPER & KAHL, LLP 900 RIDGEFIELD DRIVE SUITE 350 RALEIGH, NORTH CAROLINA 27609-3960 NC LICENSE NO. F-0112 • (919) 878-9560</p>
---	--

8/17/99

12/16/2011 - sign_sgn06.dgn
KJL/STV



* THESE DIMENSIONS SHALL BE USED FOR WIND LOAD AND DEAD LOAD COMPUTATIONS IN DESIGN OF STRUCTURE AND FOOTING.
DESIGN AND CONSTRUCTION REQUIREMENTS FOR SIGN STRUCTURES SHALL ACCOMMODATE WIND VELOCITY OF 130 MPH.



NOTES


1. IF THE CONTRACTOR BIDS ALUMINUM SIGN STRUCTURE, EACH SHALL BE PROVIDED WITH AN APPROVED HIGHWAY TRUSS DAMPER DEVICE IN ACCORDANCE WITH AASHTO SPECIFICATIONS.
2. MOUNT SIGNS VERTICALLY CENTERED ON HORIZONTAL MEMBER OF STRUCTURE.
3. FIELD VERIFICATION SHALL BE REQUIRED FOR ALL FOOTING ELEVATIONS, PER LATEST NCDOT STANDARD SPECIFICATIONS FOR ROADS AND STRUCTURES.
4. THE TOP OF THE FOOTING SHALL EXTEND AT LEAST 4 INCHES AND NOT MORE THAN 24 INCHES ABOVE THE HIGHEST POINT OF THE GROUND SURFACE AT THE FOOTING.
5. SIGN HANGERS AND ATTACHMENT HARDWARE SHALL BE PROVIDED AND INSTALLED ON THE ASSEMBLY TO ACCOMODATE ALL SIGNS SHOWN IN THIS PLAN SHEET.
6. DESIGN AND CONSTRUCTION REQUIREMENTS FOR SIGN STRUCTURES SHALL ACCOMMODATE WIND VELOCITY OF 130 MPH.

<p>OVERHEAD SIGN ASSEMBLY "D"</p> <p>-L- STA 32+15</p>	<p>PLANS PREPARED BY :</p> <p>RK&K</p> <p>RUMMEL, KLEPPER & KAHL, LLP 900 RIDGEFIELD DRIVE SUITE 350 RALEIGH, NORTH CAROLINA 27609-3960 NC LICENSE NO. F-0112 • (919) 878-9560</p>
--	--

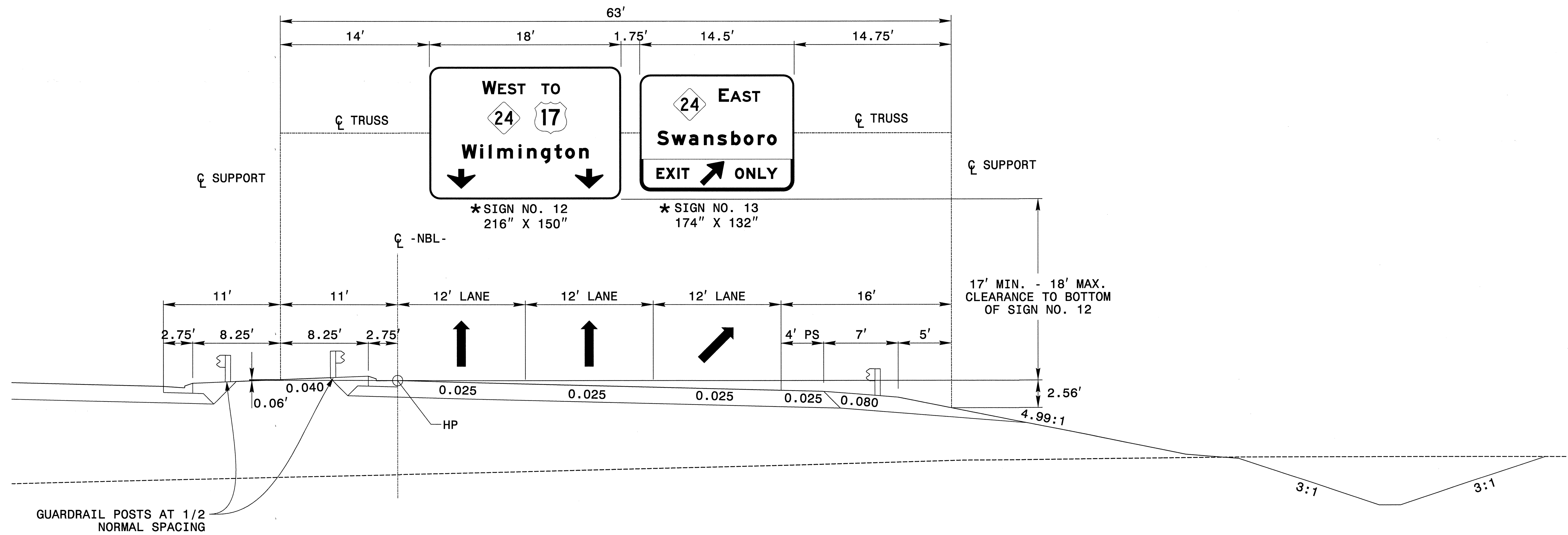
REVISIONS

8/17/99

12/16/2011 sign-sgn07.dgn
KJL/BJV



* THESE DIMENSIONS SHALL BE USED FOR WIND LOAD AND DEAD LOAD COMPUTATIONS IN DESIGN OF STRUCTURE AND FOOTING.
DESIGN AND CONSTRUCTION REQUIREMENTS FOR SIGN STRUCTURES SHALL ACCOMMODATE WIND VELOCITY OF 130 MPH.



NOTES


1. IF THE CONTRACTOR BIDS ALUMINUM SIGN STRUCTURE, EACH SHALL BE PROVIDED WITH AN APPROVED HIGHWAY TRUSS DAMPER DEVICE IN ACCORDANCE WITH AASHTO SPECIFICATIONS.
2. MOUNT SIGNS VERTICALLY CENTERED ON HORIZONTAL MEMBER OF STRUCTURE.
3. FIELD VERIFICATION SHALL BE REQUIRED FOR ALL FOOTING ELEVATIONS, PER LATEST NCDOT STANDARD SPECIFICATIONS FOR ROADS AND STRUCTURES.
4. THE TOP OF THE FOOTING SHALL EXTEND AT LEAST 4 INCHES AND NOT MORE THAN 24 INCHES ABOVE THE HIGHEST POINT OF THE GROUND SURFACE AT THE FOOTING.
5. SIGN HANGERS AND ATTACHMENT HARDWARE SHALL BE PROVIDED AND INSTALLED ON THE ASSEMBLY TO ACCOMMODATE ALL SIGNS SHOWN IN THIS PLAN SHEET.
6. DESIGN AND CONSTRUCTION REQUIREMENTS FOR SIGN STRUCTURES SHALL ACCOMMODATE WIND VELOCITY OF 130 MPH.

<p>OVERHEAD SIGN ASSEMBLY "E" AT -NBL- STA 24+24</p>	<p>PLANS PREPARED BY : RK&K RUMMEL, KLEPPER & KAHL, LLP 900 RIDGEFIELD DRIVE SUITE 350 RALEIGH, NORTH CAROLINA 27609-3960 NC LICENSE NO. F-0112 • (919) 878-9560</p>
--	--

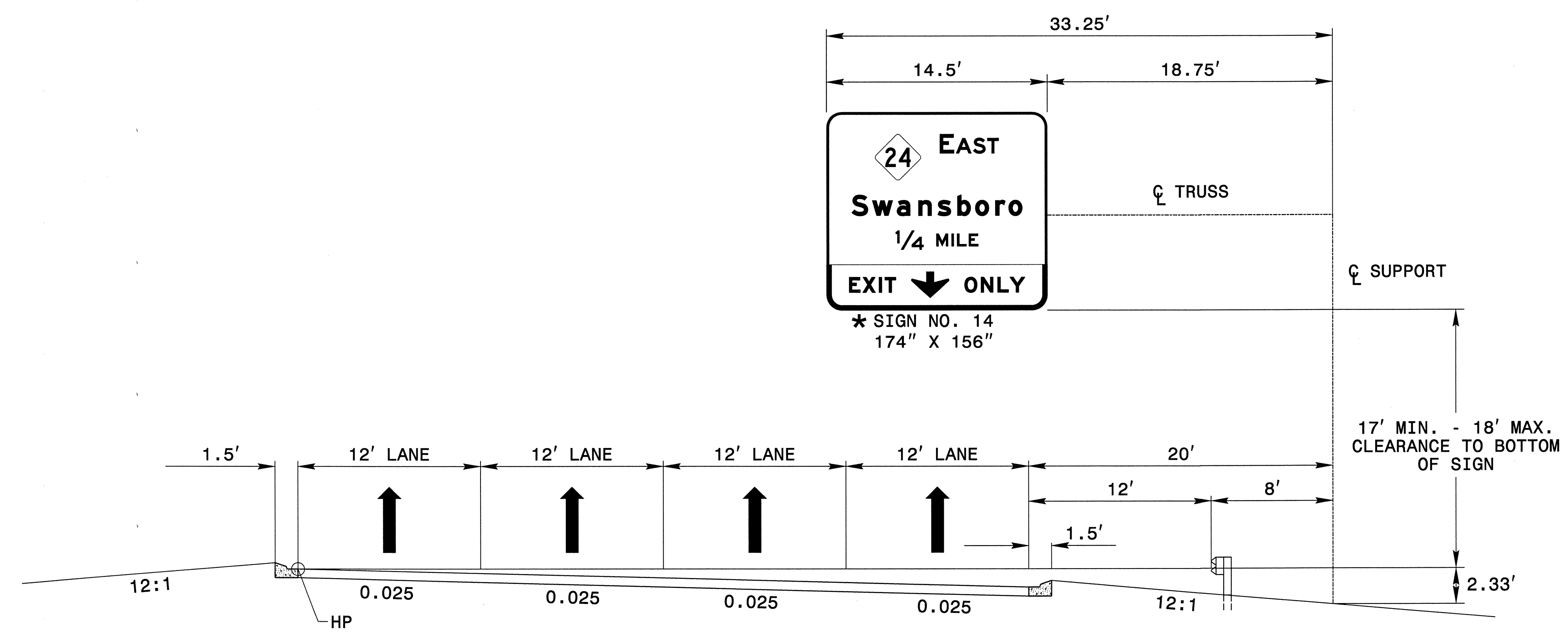
8/17/99

REVISIONS

12/16/2011
KWB
12/16/2011
KWB
12/16/2011
KWB



* THESE DIMENSIONS SHALL BE USED FOR WIND LOAD AND DEAD LOAD COMPUTATIONS IN DESIGN OF STRUCTURE AND FOOTING.
DESIGN AND CONSTRUCTION REQUIREMENTS FOR SIGN STRUCTURES SHALL ACCOMMODATE WIND VELOCITY OF 130 MPH.



NOTES

1. IF THE CONTRACTOR BIDS ALUMINUM SIGN STRUCTURE, EACH SHALL BE PROVIDED WITH AN APPROVED HIGHWAY TRUSS DAMPER DEVICE IN ACCORDANCE WITH AASHTO SPECIFICATIONS.
2. MOUNT SIGNS VERTICALLY CENTERED ON HORIZONTAL MEMBER OF STRUCTURE.
3. FIELD VERIFICATION SHALL BE REQUIRED FOR ALL FOOTING ELEVATIONS, PER LATEST NCDOT STANDARD SPECIFICATIONS FOR ROADS AND STRUCTURES.
4. THE TOP OF THE FOOTING SHALL EXTEND AT LEAST 4 INCHES AND NOT MORE THAN 24 INCHES ABOVE THE HIGHEST POINT OF THE GROUND SURFACE AT THE FOOTING.
5. SIGN HANGERS AND ATTACHMENT HARDWARE SHALL BE PROVIDED AND INSTALLED ON THE ASSEMBLY TO ACCOMMODATE ALL SIGNS SHOWN IN THIS PLAN SHEET.
6. DESIGN AND CONSTRUCTION REQUIREMENTS FOR SIGN STRUCTURES SHALL ACCOMMODATE WIND VELOCITY OF 130 MPH.


OVERHEAD SIGN ASSEMBLY "F"
1320' IN ADVANCE OF
OVERHEAD SIGN ASSEMBLY "E"

PLANS PREPARED BY:
RK&K
 RUMMEL, KLEPPER & KAHL, LLP
 900 RIDGEFIELD DRIVE SUITE 350
 RALEIGH, NORTH CAROLINA 27609-3960
 NC LICENSE NO. F-0112 • (919) 878-9560

8/17/99

REVISIONS

12/16/2011
 U5132_sgn_sgn09.dgn
 JBS



SIGN NUMBER: 1
TYPE: A
QUANTITY: 1
SIGN WIDTH: 7'-6"
HEIGHT: 7'-6"
TOTAL AREA: 56.3 Sq.Ft.
BORDER TYPE: RECESSED
RECESS: 0.75"
WIDTH: 1.25"
RADII: 3"
NO. Z BARS: 3
LENGTH: 82.0

BACKG COLOR: Yellow
COPY COLOR: Black

DESIGN BY: N. Harris
CHECKED BY: K. Bisby
PROJECT ID: U-5132
DIV: 3
DATE: Sep 23, 2011

SYMBOL	X	Y	WID	HT
ARNDN	29	9.9	32.1	22

NOTES:
1. Legend and border shall be direct applied non-reflective black sheeting.
2. Background shall be Grade C reflective sheeting.
3. Shields; A, B, and C type arrows shall be on 0.032" (0.8mm) aluminum and demountable.

Spacing Factor is 1 unless specified otherwise

Letter spacings are to start of next letter		Series/Size
Text	Text Length	Text Length
L A N E	20	E 2000
E N D S	20.2	E 2000

FILENAME: US132_sgn_designs kb NORTH CAROLINA D.O.T. SIGN DETAIL

SIGN NUMBER: 2, 5
TYPE: A
QUANTITY: 2
SIGN WIDTH: 18'-0"
HEIGHT: 13'-0"
TOTAL AREA: 234.0 Sq.Ft.
BORDER TYPE: FLUSH
RECESS: 0"
WIDTH: 2"
RADII: 12"
NO. Z BARS: 4
LENGTH: 208.0

BACKG COLOR: Green
COPY COLOR: White

DESIGN BY: N. Harris
CHECKED BY: K. Bisby
PROJECT ID: U-5132
DIV: 3
DATE: Sep 29, 2011

SYMBOL	X	Y	WID	HT
M1_4	58.1	75.9	36	36
M1-5-2-36-15C	127.3	75.9	36	36
ARNDN	19.9	13.9	32.1	22
ARNDN	164	13.9	32.1	22

NOTES:
1. Legend and border (except those that are colored black) shall be direct applied Grade A sheeting.
2. Background shall be Grade C reflective sheeting.
3. Shields; A, B, and C type arrows shall be on 0.032" (0.8mm) aluminum and demountable.

Spacing Factor is 1 unless specified otherwise

Letter spacings are to start of next letter		Series/Size
Text	Text Length	Text Length
S O U T H	46.3	E 2000
W E S T	120.9	E 2000
W I L M I N G T O N	36.6	EM 2000

FILENAME: US132_sgn_designs mac training NORTH CAROLINA D.O.T. SIGN DETAIL

SIGN NUMBER: 3
TYPE: A
QUANTITY: 1
SIGN WIDTH: 16'-6"
HEIGHT: 16'-6"
TOTAL AREA: 272.3 Sq.Ft.
BORDER TYPE: FLUSH
RECESS: 0"
WIDTH: 2"
RADII: 12"
NO. Z BARS: 6
LENGTH: 190.0

BACKG COLOR: Green
COPY COLOR: White

DESIGN BY: N. Harris
CHECKED BY: K. Bisby
PROJECT ID: U-5132
DIV: 3
DATE: Oct 20, 2011

SYMBOL	X	Y	WID	HT
M1_4	43.5	126.8	36	36
ARNDN	11.2	6.3	22.4	35.3
ARNDN	159.4	6.3	22.4	35.3

NOTES:
1. Legend and border (except those that are colored black) shall be direct applied Grade A sheeting.
2. Background shall be Grade C reflective sheeting.
3. Shields; A, B, and C type arrows shall be on 0.032" (0.8mm) aluminum and demountable.
4. Bottom panel shall be yellow Grade C sheeting on background with black recessed border. RECESS = 2" THICKNESS = 2"

YELLOW PANEL:
R = 10"
TH = 2"
IN = 2"

Spacing Factor is 1 unless specified otherwise

Letter spacings are to start of next letter		Series/Size
Text	Text Length	Text Length
T O	51.2	E 2000
N O R T H	94.5	E 2000
N e w	40.5	EM 2000
J a c k s o n v i l l e	18.5	EM 2000
D o w n t o w n	50.3	E 2000
E X I T	50.7	EM 2000

FILENAME: US132_sgn_designs kb NORTH CAROLINA D.O.T. SIGN DETAIL

SIGN NUMBER: 4
TYPE: A
QUANTITY: 1
SIGN WIDTH: 9'-6"
HEIGHT: 9'-6"
TOTAL AREA: 90.3 Sq.Ft.
BORDER TYPE: RECESSED
RECESS: 0.75"
WIDTH: 1.25"
RADII: 3"
NO. Z BARS: 3
LENGTH: 106.0

BACKG COLOR: Yellow
COPY COLOR: Black

DESIGN BY: N. Harris
CHECKED BY: K. Bisby
PROJECT ID: U-5132
DIV: 3
DATE: Oct 12, 2011

SYMBOL	X	Y	WID	HT
ARNDN	41	10.5	32.1	22

NOTES:
1. Legend and border shall be direct applied non-reflective black sheeting.
2. Background shall be Grade C reflective sheeting.
3. Shields; A, B, and C type arrows shall be on 0.032" (0.8mm) aluminum and demountable.

Spacing Factor is 1 unless specified otherwise

Letter spacings are to start of next letter		Series/Size
Text	Text Length	Text Length
L A N E	32	E 2000
E N D S	32.2	E 2000
1 2 5 0 F T	19	E 2000


FILENAME: US132_sgn_designs kb NORTH CAROLINA D.O.T. SIGN DETAIL

REVISIONS

12/16/2011
KWB

SIGN DESIGNS

PLANS PREPARED BY :
RK&K
RUMMEL, KLEPPER & KAHL, LLP
900 RIDGEFIELD DRIVE SUITE 350
RALEIGH, NORTH CAROLINA 27609-3960
NC LICENSE NO. F-0112 • (919) 878-9560



8/17/09

REVISIONS

SIGN NUMBER: 6 **BACKG COLOR: Green** **DESIGN BY: N. Harris** **CHECKED BY: K. Bisby** **DATE: Oct 20, 2011**
TYPE: A **COPY COLOR: White** **PROJECT ID: U-5132** **DIV: 3**

SYMBOL	X	Y	WID	HT
M1_4	43.5	126.6	36	36
ARDOWN	78.6	9.7	30	20.6

SIGN WIDTH: 16'-6" **HEIGHT: 16'-0"** **TOTAL AREA: 272.3 Sq.Ft.**
BORDER TYPE: FLUSH **RECESS: 0"** **WIDTH: 2"** **RADII: 12"**
NO. Z BARS: 6 **MAT'L: 0.125" (3.2 mm) ALUMINUM** **LENGTH: 190.0**

NOTES:
1. Legend and border (except those that are colored black) shall be direct applied Grade A sheeting.
2. Background shall be Grade C reflective sheeting.
3. Shields; A, B, and C type arrows shall be on 0.032" (0.8mm) aluminum and demountable.
4. Bottom panel shall be yellow Grade C sheeting on background with black recessed border.
RECESS = 2" THICKNESS = 2"

YELLOW PANEL:
R = 10"
TH = 2"
IN = 2"

Spacing Factor is 1 unless specified otherwise

LETTER POSITIONS

Letter spacings are to start of next letter										Series/Size				
T	O									Text Length				
51.2	10.7	10.1	126							E 2000				
										20.8				
										E 2000				
94.5	12.2	3.1	12.8	11	11	9.7	43.5			59.9				
										E 2000				
40.5	17	13.8	16.3	16	16	15.5	11.8	10.6	40.5	117				
										EM 2000				
18.5	16.2	15.5	15.5	13.8	14.1	15.8	15.2	17	9.6	9.6	8.2	10.6	18.5	161
														E 2000
50.3	12.1	11.8	14.8	11.8	10.7	11.8	14.8	9.7	50.3	97.3				
														E 2000
29.6	10.6	13	4.6	8.9	131.4					37				
														EM 2000
120.6	13	13.1	9.6	12.1	29.6					47.8				

FILENAME: U5132_sgn_designs kb NORTH CAROLINA D.O.T. SIGN DETAIL

SIGN NUMBER: 7 **BACKG COLOR: Green** **DESIGN BY: N. Harris** **CHECKED BY: K. Bisby** **DATE: Oct 20, 2011**
TYPE: A **COPY COLOR: White** **PROJECT ID: U-5132** **DIV: 3**

SYMBOL	X	Y	WID	HT
M1_4	43.5	144.6	36	36
ARDOWN	78.6	9.7	30	20.6

SIGN WIDTH: 16'-6" **HEIGHT: 18'-0"** **TOTAL AREA: 297.0 Sq.Ft.**
BORDER TYPE: FLUSH **RECESS: 0"** **WIDTH: 2"** **RADII: 12"**
NO. Z BARS: 6 **MAT'L: 0.125" (3.2 mm) ALUMINUM** **LENGTH: 190.0**

NOTES:
1. Legend and border (except those that are colored black) shall be direct applied Grade A sheeting.
2. Background shall be Grade C reflective sheeting.
3. Shields; A, B, and C type arrows shall be on 0.032" (0.8mm) aluminum and demountable.
4. Bottom panel shall be yellow Grade C sheeting on background with black recessed border.
RECESS = 2" THICKNESS = 2"

YELLOW PANEL:
R = 10"
TH = 2"
IN = 2"

Spacing Factor is 1 unless specified otherwise

LETTER POSITIONS


Letter spacings are to start of next letter										Series/Size				
T	O									Text Length				
51.2	10.7	10.1	126							E 2000				
										20.8				
										E 2000				
94.5	12.2	3.1	12.8	11	11	9.7	43.5			59.9				
										E 2000				
40.5	17	13.8	16.3	16	16	15.5	11.8	10.6	40.5	117				
										EM 2000				
18.5	16.2	15.5	15.5	13.8	14.1	15.8	15.2	17	9.6	9.6	8.2	10.6	18.5	161
														E 2000
50.3	12.1	11.8	14.8	11.8	10.7	11.8	14.8	9.7	50.3	97.3				
														E 2000
46.2	8.9	10.7	3.5	7.5	10	22	10	12	4.4	9.2	7.5	46.2	105.7	
														E 2000
29.6	10.6	13	4.6	8.9	131.4					37				
														EM 2000
120.6	13	13.1	9.6	12.1	29.6					47.8				

FILENAME: U5132_sgn_designs kb NORTH CAROLINA D.O.T. SIGN DETAIL

12/16/2011 2:01 PM sign_sgn11.dgn KBISBY

SIGN DESIGNS

PLANS PREPARED BY :
RK&K
RUMMEL, KLEPPER & KAHL, LLP
900 RIDGEFIELD DRIVE SUITE 350
RALEIGH, NORTH CAROLINA 27609-3960
NC LICENSE NO. F-0112 • (919) 878-9560



SIGN NUMBER: 8
TYPE: A
QUANTITY: 1
BACKG COLOR: Yellow
COPY COLOR: Black
DESIGN BY: N. Harris
CHECKED BY: K. Bisby
PROJECT ID: U-5132
DIV: 3
DATE: Dec 08, 2011

SYMBOL	X	Y	WID	HT
ARDOWN	32	10.5	32	22

SIGN WIDTH: 8'-0"
SIGN HEIGHT: 9'-6"
TOTAL AREA: 76.0 Sq.Ft.
BORDER TYPE: RECESSED
RECESS: 0.75"
WIDTH: 1.25"
RADIUS: 3"
NO. Z BARS: 3
LENGTH: 88.0
MAT'L: 0.125" (3.2 mm) ALUMINUM

Spacing Factor is 1 unless specified otherwise

NOTES:
1. Legend and border shall be direct applied non-reflective black sheeting.
2. Background shall be Grade C reflective sheeting.
3. Shields; A, B, and C type arrows shall be on 0.032" (0.8mm) aluminum and demountable.

LETTER POSITIONS

Letter spacings are to start of next letter										Series/Size	Text Length
23	10.8	15.5	13.9	9.8	23					E 2000	49.9
										E 2000	49.5
13	12.7	12.7	10.9	13	10.8	9.8	13			E 2000	69.9

FILENAME: U5132_sgn_designs kb NORTH CAROLINA D.O.T. SIGN DETAIL

SIGN NUMBER: 9
TYPE: A
QUANTITY: 1
BACKG COLOR: Green
COPY COLOR: White
DESIGN BY: N. Harris
CHECKED BY: K. Bisby
PROJECT ID: U-5132
DIV: 3
DATE: Oct 10, 2011

SYMBOL	X	Y	WID	HT
M1_4	40.1	47.1	36	36
M1-5-2-36-15C	109.3	47.1	36	36

SIGN WIDTH: 15'-0"
SIGN HEIGHT: 10'-6"
TOTAL AREA: 157.5 Sq.Ft.
BORDER TYPE: FLUSH
RECESS: 0"
WIDTH: 2"
RADIUS: 12"
NO. Z BARS: 3
LENGTH: 172.0
MAT'L: 0.125" (3.2 mm) ALUMINUM

Spacing Factor is 1 unless specified otherwise

NOTES:
1. Legend and border (except those that are colored black) shall be direct applied Grade A sheeting.
2. Background shall be Grade C reflective sheeting.
3. Shields; A, B, and C type arrows shall be on 0.032" (0.8mm) aluminum and demountable.

LETTER POSITIONS

Letter spacings are to start of next letter										Series/Size	Text Length		
28.3	12.2	2.1	12.8	11.8	11	9.7	92.1			E 2000	59.6		
										E 2000	48.7		
18.6	20.8	9.6	9.6	24	9.6	15.5	15.4	12	15.8	10.6	18.6	EM 2000	142.9

FILENAME: U5132_sgn_designs kb NORTH CAROLINA D.O.T. SIGN DETAIL

SIGN NUMBER: 10
TYPE: A
QUANTITY: 1
BACKG COLOR: Green
COPY COLOR: White
DESIGN BY: N. Harris
CHECKED BY: K. Bisby
PROJECT ID: U-5132
DIV: 3
DATE: Sep 29, 2011

SYMBOL	X	Y	WID	HT
M1_4	43.5	112.8	36	36

SIGN WIDTH: 16'-6"
SIGN HEIGHT: 15'-6"
TOTAL AREA: 255.9 Sq.Ft.
BORDER TYPE: FLUSH
RECESS: 0"
WIDTH: 2"
RADIUS: 12"
NO. Z BARS: 6
LENGTH: 190.0
MAT'L: 0.125" (3.2 mm) ALUMINUM

Spacing Factor is 1 unless specified otherwise

NOTES:
1. Legend and border (except those that are colored black) shall be direct applied Grade A sheeting.
2. Background shall be Grade C reflective sheeting.
3. Shields; A, B, and C type arrows shall be on 0.032" (0.8mm) aluminum and demountable.

LETTER POSITIONS

Letter spacings are to start of next letter										Series/Size	Text Length				
51.2	10.7	10.1	126							E 2000	20.8				
94.5	12.2	3.1	12.8	11	11	9.7	43.5			E 2000	59.9				
40.5	17	13.8	16.3	16	16	15.5	11.8	10.6	40.5	EM 2000	117				
18.5	16.2	15.5	15.5	13.8	14.1	15.8	15.2	17	9.6	9.6	8.2	10.6	18.5	EM 2000	161
50.3	12.1	11.8	14.8	11.8	10.7	11.8	14.8	9.7	50.3	E 2000	97.3				
46.2	8.9	10.7	3.5	7.5	10	22	10	12	4.4	9.2	7.5	46.2	E 2000	105.7	

FILENAME: U5132_sgn_designs mac training NORTH CAROLINA D.O.T. SIGN DETAIL

SIGN NUMBER: 11A
TYPE: A
QUANTITY: 1
BACKG COLOR: Yellow
COPY COLOR: Black
DESIGN BY: N. Harris
CHECKED BY: K. Bisby
PROJECT ID: U-5132
DIV: 3
DATE: Dec 08, 2011

SYMBOL	X	Y	WID	HT

SIGN WIDTH: 18'-6"
SIGN HEIGHT: 2'-6"
TOTAL AREA: 46.3 Sq.Ft.
BORDER TYPE: RECESSED
RECESS: 0.75"
WIDTH: 1.25"
RADIUS: 3"
NO. Z BARS: 2
LENGTH: 214.0
MAT'L: 0.125" (3.2 mm) ALUMINUM

Spacing Factor is 1 unless specified otherwise

NOTES:
1. Legend and border shall be direct applied non-reflective black sheeting.
2. Background shall be Grade C reflective sheeting.

LETTER POSITIONS

Letter spacings are to start of next letter										Series/Size	Text Length	
59.2	12.5	10.1	12	11	12.1	12.5	12.5	11.2	9.7	59.2	E 2000	103.6

FILENAME: U5132_sgn_designs kb NORTH CAROLINA D.O.T. SIGN DETAIL


8/17/99

REVISIONS

12/15/2011
U5132_sgn_sgn12.dgn
K. BISBY

SIGN DESIGNS

PLANS PREPARED BY :
RK&K
RUMMEL, KLEPPER & KAHL, LLP
900 RIDGEFIELD DRIVE SUITE 350
RALEIGH, NORTH CAROLINA 27609-3960
NC LICENSE NO. F-0112 • (919) 878-9560



SIGN NUMBER: 11B **BACKG COLOR:** Green
TYPE: A **COPY COLOR:** White
QUANTITY: 1

SYMBOL	X	Y	WID	HT
ARSHRT	181.9	10.9	22.5	25.3

SIGN WIDTH: 18'-6"
HEIGHT: 3'-6"
TOTAL AREA: 64.8 Sq.Ft.

BORDER TYPE: FLUSH
RECESS: 0"
WIDTH: 2"
RADII: 6"

NO. Z BARS: 2 **MAT'L:** 0.125" (3.2 mm) ALUMINUM
LENGTH: 214.0

DESIGN BY: N. Harris **CHECKED BY:** K. Bisby
PROJECT ID: U-5132 **DIV:** 3 **DATE:** Sep 29, 2011

NOTES:
1. Legend and border (except those that are colored black) shall be direct applied Grade A sheeting.
2. Background shall be Grade C reflective sheeting.
3. Shields; A, B, and C type arrows shall be on 0.032" (0.8mm) aluminum and demountable.

Spacing Factor is 1 unless specified otherwise

LETTER POSITIONS

Letter spacings are to start of next letter													Series/Size	Text Length
W	I	L	S	O	N	B	L	V	D				EM 2000	146.1
19.8	20.8	9.6	7.8	14.1	15.8	10.6	16	17.4	7.8	15.5	10.6	56.1		

FILENAME: U5132_sgn_designs mac training NORTH CAROLINA D.O.T. SIGN DETAIL

SIGN NUMBER: 12 **BACKG COLOR:** Green
TYPE: A **COPY COLOR:** White
QUANTITY: 1

SYMBOL	X	Y	WID	HT
M1-5-2-36-15C	66	74.1	36	36
M1_4	118.7	74.1	36	36
ARDOWN	19.9	12	32.1	22
ARDOWN	164	12	32.1	22

SIGN WIDTH: 18'-0"
HEIGHT: 12'-6"
TOTAL AREA: 225.0 Sq.Ft.

BORDER TYPE: FLUSH
RECESS: 0"
WIDTH: 2"
RADII: 12"

NO. Z BARS: 4 **MAT'L:** 0.125" (3.2 mm) ALUMINUM
LENGTH: 208.0

DESIGN BY: N. Harris **CHECKED BY:** K. Bisby
PROJECT ID: U-5132 **DIV:** 3 **DATE:** Sep 29, 2011

NOTES:
1. Legend and border (except those that are colored black) shall be direct applied Grade A sheeting.
2. Background shall be Grade C reflective sheeting.
3. Shields; A, B, and C type arrows shall be on 0.032" (0.8mm) aluminum and demountable.

Spacing Factor is 1 unless specified otherwise

LETTER POSITIONS

Letter spacings are to start of next letter													Series/Size	Text Length
W	E	S	T										E 2000	48.7
59.7	15.9	2	10.7	11	9	107.7								
126.4	10.7	10.1	68.9										E 2000	20.8
													EM 2000	142.9

FILENAME: U5132_sgn_designs mac training NORTH CAROLINA D.O.T. SIGN DETAIL

SIGN NUMBER: 13 **BACKG COLOR:** Green
TYPE: A **COPY COLOR:** White
QUANTITY: 1

SYMBOL	X	Y	WID	HT
M1-5-2-36-15C	38.3	80.3	36	36
ARMED	67.9	6.3	22.4	35.3

SIGN WIDTH: 14'-6"
HEIGHT: 11'-0"
TOTAL AREA: 159.5 Sq.Ft.

BORDER TYPE: FLUSH
RECESS: 0"
WIDTH: 2"
RADII: 12"

NO. Z BARS: 3 **MAT'L:** 0.125" (3.2 mm) ALUMINUM
LENGTH: 166.0

DESIGN BY: N. Harris **CHECKED BY:** K. Bisby
PROJECT ID: U-5132 **DIV:** 3 **DATE:** Oct 20, 2011

NOTES:
1. Legend and border (except those that are colored black) shall be direct applied Grade A sheeting.
2. Background shall be Grade C reflective sheeting.
3. Shields; A, B, and C type arrows shall be on 0.032" (0.8mm) aluminum and demountable.
4. Bottom panel shall be yellow Grade C sheeting on background with black recessed border. RECESS = 2" THICKNESS = 2"

YELLOW PANEL:
R = 10"
TH = 2"
IN = 2"

Spacing Factor is 1 unless specified otherwise

LETTER POSITIONS

Letter spacings are to start of next letter													Series/Size	Text Length
E	A	S	T										E 2000	46.4
89.3	11.3	1.5	13.6	11	9	38.3								
19.7	16.2	19.5	17	15.2	15.5	14.1	15.8	10.4	10.9	19.7			EM 2000	134.6
													EM 2000	37
18.9	10.6	13	4.6	8.9	118.1								EM 2000	47.8

FILENAME: U5132_sgn_designs kb NORTH CAROLINA D.O.T. SIGN DETAIL

SIGN NUMBER: 14 **BACKG COLOR:** Green
TYPE: A **COPY COLOR:** White
QUANTITY: 1

SYMBOL	X	Y	WID	HT
M1-5-2-36-15C	38.3	102.6	36	36
ARDOWN	66.6	9.7	30	20.6

SIGN WIDTH: 14'-6"
HEIGHT: 13'-0"
TOTAL AREA: 188.5 Sq.Ft.

BORDER TYPE: FLUSH
RECESS: 0"
WIDTH: 2"
RADII: 12"

NO. Z BARS: 4 **MAT'L:** 0.125" (3.2 mm) ALUMINUM
LENGTH: 166.0

DESIGN BY: N. Harris **CHECKED BY:** K. Bisby
PROJECT ID: U-5132 **DIV:** 3 **DATE:** Oct 20, 2011

NOTES:
1. Legend and border (except those that are colored black) shall be direct applied Grade A sheeting.
2. Background shall be Grade C reflective sheeting.
3. Shields; A, B, and C type arrows shall be on 0.032" (0.8mm) aluminum and demountable.
4. Bottom panel shall be yellow Grade C sheeting on background with black recessed border. RECESS = 2" THICKNESS = 2"

YELLOW PANEL:
R = 10"
TH = 2"
IN = 2"

Spacing Factor is 1 unless specified otherwise

LETTER POSITIONS

Letter spacings are to start of next letter													Series/Size	Text Length
E	A	S	T										E 2000	46.4
89.3	11.3	1.5	13.6	11	9	38.3								
19.7	16.2	19.5	17	15.2	15.5	14.1	15.8	10.4	10.9	19.7			EM 2000	134.6
													E 2000	65.1
17.6	10.6	13	4.6	8.9	119.4								EM 2000	37
108.6	13	13.1	9.6	12.1	17.6								EM 2000	47.8

FILENAME: U5132_sgn_designs kb NORTH CAROLINA D.O.T. SIGN DETAIL


REVISIONS

8/17/09

12/16/2011
U5132_sgn_designs kb

SIGN DESIGNS

PLANS PREPARED BY :
RK&K
RUMMEL, KLEPPER & KAHL, LLP
900 RIDGEFIELD DRIVE SUITE 350
RALEIGH, NORTH CAROLINA 27609-3960
NC LICENSE NO. F-0112 • (919) 878-9560



SIGN NUMBER: 101 **BACKG COLOR:** Green **DESIGN BY:** N. Harris **CHECKED BY:** K. Bisby **DATE:** Sep 29, 2011
TYPE: A **COPY COLOR:** White **PROJECT ID:** U-5132 **DIV:** 3

QUANTITY: 1

SYMBOL	X	Y	WID	HT
ARMED	70.3	8.1	22.4	35.3

SIGN WIDTH: 14'-0" **HEIGHT:** 7'-6" **TOTAL AREA:** 105.0 Sq.Ft.
BORDER TYPE: FLUSH **RECESS:** 0" **WIDTH:** 2" **RADII:** 12"
NO. Z BARS: 3 **MAT'L:** 0.125" (3.2 mm) ALUMINUM **LENGTH:** 160.0

NOTES:
 1. Legend and border (except those that are colored black) shall be direct applied Grade C sheeting.
 2. Background shall be Grade C reflective sheeting.
 3. Shields; A, B, and C type arrows shall be on 0.032" (0.8mm) aluminum and demountable.

Spacing Factor is 1 unless specified otherwise

LETTER POSITIONS

Letter spacings are to start of next letter													Series/Size		
													Text Length		
S	e	r	v	i	c	e	R	d					EM 2000		
16.9	16.5	15.5	10.1	17	8.2	14.1	10.6	16	15.8	10.6	16.9		134.2		
T	O	E	L	L	I	S	B	L	V	D			E 2000		
26.8	8.9	8.4	10	9.5	9.2	9.2	3.8	8.1	10	10.1	8.3	10.9	8.1	26.8	114.5

FILENAME: U5132_sgn_designs mac training NORTH CAROLINA D.O.T. SIGN DETAIL

SIGN NUMBER: 102A **BACKG COLOR:** Yellow **DESIGN BY:** N. Harris **CHECKED BY:** K. Bisby **DATE:** Dec 08, 2011
TYPE: A **COPY COLOR:** Black **PROJECT ID:** U-5132 **DIV:** 3

QUANTITY: 1

SYMBOL	X	Y	WID	HT
ARMED				

SIGN WIDTH: 15'-6" **HEIGHT:** 2'-6" **TOTAL AREA:** 38.8 Sq.Ft.
BORDER TYPE: RECESSED **RECESS:** 0.75" **WIDTH:** 1.25" **RADII:** 3"
NO. Z BARS: 2 **MAT'L:** 0.125" (3.2 mm) ALUMINUM **LENGTH:** 178.0

NOTES:
 1. Legend and border shall be direct applied non-reflective black sheeting.
 2. Background shall be Grade C reflective sheeting.

Spacing Factor is 1 unless specified otherwise

LETTER POSITIONS

Letter spacings are to start of next letter													Series/Size
													Text Length
N	O	T	R	U	C	K	S						E 2000
41.2	12.5	10.1	12	11	12.1	12.5	12.5	11.2	9.7	41.2			103.6

FILENAME: U5132_sgn_designs kb NORTH CAROLINA D.O.T. SIGN DETAIL

SIGN NUMBER: 102B **BACKG COLOR:** Green **DESIGN BY:** N. Harris **CHECKED BY:** K. Bisby **DATE:** Oct 25, 2011
TYPE: A **COPY COLOR:** White **PROJECT ID:** U-5132 **DIV:** 3

QUANTITY: 1

SYMBOL	X	Y	WID	HT
ARMED				

SIGN WIDTH: 15'-6" **HEIGHT:** 5'-6" **TOTAL AREA:** 85.3 Sq.Ft.
BORDER TYPE: FLUSH **RECESS:** 0" **WIDTH:** 2" **RADII:** 9"
NO. Z BARS: 2 **MAT'L:** 0.125" (3.2 mm) ALUMINUM **LENGTH:** 178.0

NOTES:
 1. Legend and border (except those that are colored black) shall be direct applied Grade C sheeting.
 2. Background shall be Grade C reflective sheeting.

Spacing Factor is 1 unless specified otherwise

LETTER POSITIONS

Letter spacings are to start of next letter													Series/Size
													Text Length
W	i	l	s	o	n	B	i	v	d				EM 2000
20	20.8	9.6	7.8	14.1	15.8	10.6	16	17.4	7.8	15.5	10.6	20	146.1
E	X	I	T	1/4	M	I	L	E					E 2000
40.2	8.9	10.7	3.5	7.5	10	22	10	12	4.4	9.2	7.5	40.2	105.7

FILENAME: U5132_sgn_designs kb NORTH CAROLINA D.O.T. SIGN DETAIL

SIGN NUMBER: 201,202,203 **BACKG COLOR:** Green **DESIGN BY:** N. Harris **CHECKED BY:** K. Bisby **DATE:** Sep 29, 2011
TYPE: A **COPY COLOR:** White **PROJECT ID:** U-5132 **DIV:** 3

QUANTITY: 3

SYMBOL	X	Y	WID	HT
ARMED	18.5	8	18.8	29.5

SIGN WIDTH: 5'-0" **HEIGHT:** 5'-0" **TOTAL AREA:** 25.0 Sq.Ft.
BORDER TYPE: FLUSH **RECESS:** 0" **WIDTH:** 1.5" **RADII:** 8"
NO. Z BARS: 2 **MAT'L:** 0.125" (3.2 mm) ALUMINUM **LENGTH:** 52.0

NOTES:
 1. Legend and border (except those that are colored black) shall be direct applied Grade C sheeting.
 2. Background shall be Grade C reflective sheeting.
 3. Shields; A, B, and C type arrows shall be on 0.032" (0.8mm) aluminum and demountable.

Spacing Factor is 1 unless specified otherwise

LETTER POSITIONS

Letter spacings are to start of next letter						Series/Size
						Text Length
E	X	I	T			EM 2000
11.5	10.6	13	4.6	8.9	11.5	37

FILENAME: U5132_sgn_designs mac training NORTH CAROLINA D.O.T. SIGN DETAIL

REVISIONS

8/17/99

12/16/2011
 K. Bisby
 U5132_sgn_sgn14.dgn

SIGN DESIGNS

PLANS PREPARED BY :
RK&K
 RUMMEL, KLEPPER & KAHL, LLP
 900 RIDGEFIELD DRIVE SUITE 350
 RALEIGH, NORTH CAROLINA 27609-3960
 NC LICENSE NO. F-0112 • (919) 878-9560

8/17/99

401 QUANTITY - 2

ONE "U" POST PER SIGN

406 QUANTITY - 2

ONE "U" POST PER SIGN

411 QUANTITY - 0

416 QUANTITY - 5

ONE "U" POST PER SIGN

421 QUANTITY - 6

ONE "U" POST PER SIGN

PROJECT REFERENCE NO. U-5132	SHEET NO. SIGN-15
---------------------------------	----------------------

402 QUANTITY - 3

ONE "U" POST PER SIGN

407 QUANTITY - 1

ONE "U" POST PER SIGN

412 QUANTITY - 1

ONE "U" POST PER SIGN

417 QUANTITY - 7

ONE "U" POST PER SIGN
MOUNT BACK TO BACK WITH SIGN 435
IN ONE INSTALLATION

422 QUANTITY - 1

ONE "U" POST PER SIGN

425 QUANTITY - 6

MOUNT ABOVE SIGN 405 IN 3 INSTALLATIONS
MOUNT BELOW SIGN 427 IN 3 INSTALLATIONS

403 QUANTITY - 1

ONE "U" POST PER SIGN

408 QUANTITY - 1

ONE "U" POST PER SIGN

413 QUANTITY - 3

TWO "U" POSTS PER SIGN
MOUNT BACK TO BACK WITH SIGN 414
IN TWO INSTALLATIONS

418 QUANTITY - 7

MOUNT BELOW SIGN 417

423 QUANTITY - 2

MOUNT BELOW SIGN 422 AND 429

426 QUANTITY - 1

MOUNT ABOVE SIGN 435

404 QUANTITY - 1

ONE "U" POST PER SIGN

409 QUANTITY - 1

ONE "U" POST PER SIGN

414 QUANTITY - 7

TWO "U" POSTS PER SIGN

419 QUANTITY - 2

ONE "U" POST PER SIGN

424 QUANTITY - 3

ONE "U" POST PER SIGN

427 QUANTITY - 3

ONE "U" POST PER SIGN

405 QUANTITY - 4

ONE "U" POST PER SIGN

410 QUANTITY - 1

MOUNT BELOW SIGN 409

415 QUANTITY - 4

ONE "U" POST PER SIGN

420 QUANTITY - 2

TWO "U" POSTS PER SIGN


TYPE "E" SIGNS

PLANS PREPARED BY :
RK&K
RUMMEL, KLEPPER & KAHL, LLP
900 RIDGEFIELD DRIVE SUITE 350
RALEIGH, NORTH CAROLINA 27609-3960
NC LICENSE NO. F-0112 • (919) 878-9560

12/16/2011 10:51:51 AM sign5.dgn

8/17/99


428 QUANTITY - 6



W1-8
30" X 36"

ONE "U" POST PER SIGN


429 QUANTITY - 1



W1-11
36" X 36"

ONE "U" POST PER SIGN


430 QUANTITY - 2



W11-15
30" X 30"

ONE "U" POST PER SIGN


431 QUANTITY - 2



W11-15P
24" X 18"

MOUNT BELOW SIGN 430


432 QUANTITY - 2



R1-5A
18" X 24"


ONE "U" POST PER SIGN

PROJECT REFERENCE NO. U-5132	SHEET NO. SIGN-16
---------------------------------	----------------------



12.16.2011


433 QUANTITY - 1



W14-2
30" X 30"

ONE "U" POST PER SIGN


434 QUANTITY - 1



R3-4
36" X 36"

ONE "U" POST PER SIGN

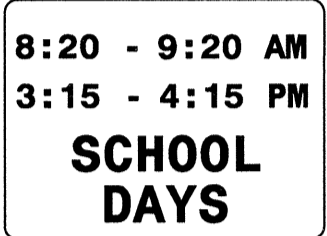
435 QUANTITY - 2



R1-1
36" X 36"

TWO "U" POST PER SIGN


436 QUANTITY - 3



SNC4-1a
24" X 24"

MOUNT BELOW SIGN 405


437 QUANTITY - 1



W2-2
36" X 36"

ONE "U" POST PER SIGN


438 QUANTITY - 1



R6-1
36" X 12"

MOUNT BACK TO BACK WITH SIGN 426


439 QUANTITY - 1



W12-1
36" X 36"

BARRIER MOUNTED SIGN SUPPORT

440 QUANTITY - 3




W3-5
30" X 30"

ONE "U" POST PER SIGN

441 QUANTITY - 3

Blank sign area

501 QUANTITY - 1



M3-4
36" X 18"

M1-5
36" X 36"

TWO "U" POSTS PER SIGN

442 QUANTITY - 3

Blank sign area

443 QUANTITY - 3

Blank sign area


12/16/2011 10:51:51 AM sign16.dgn

TYPE "E" & "F" SIGNS

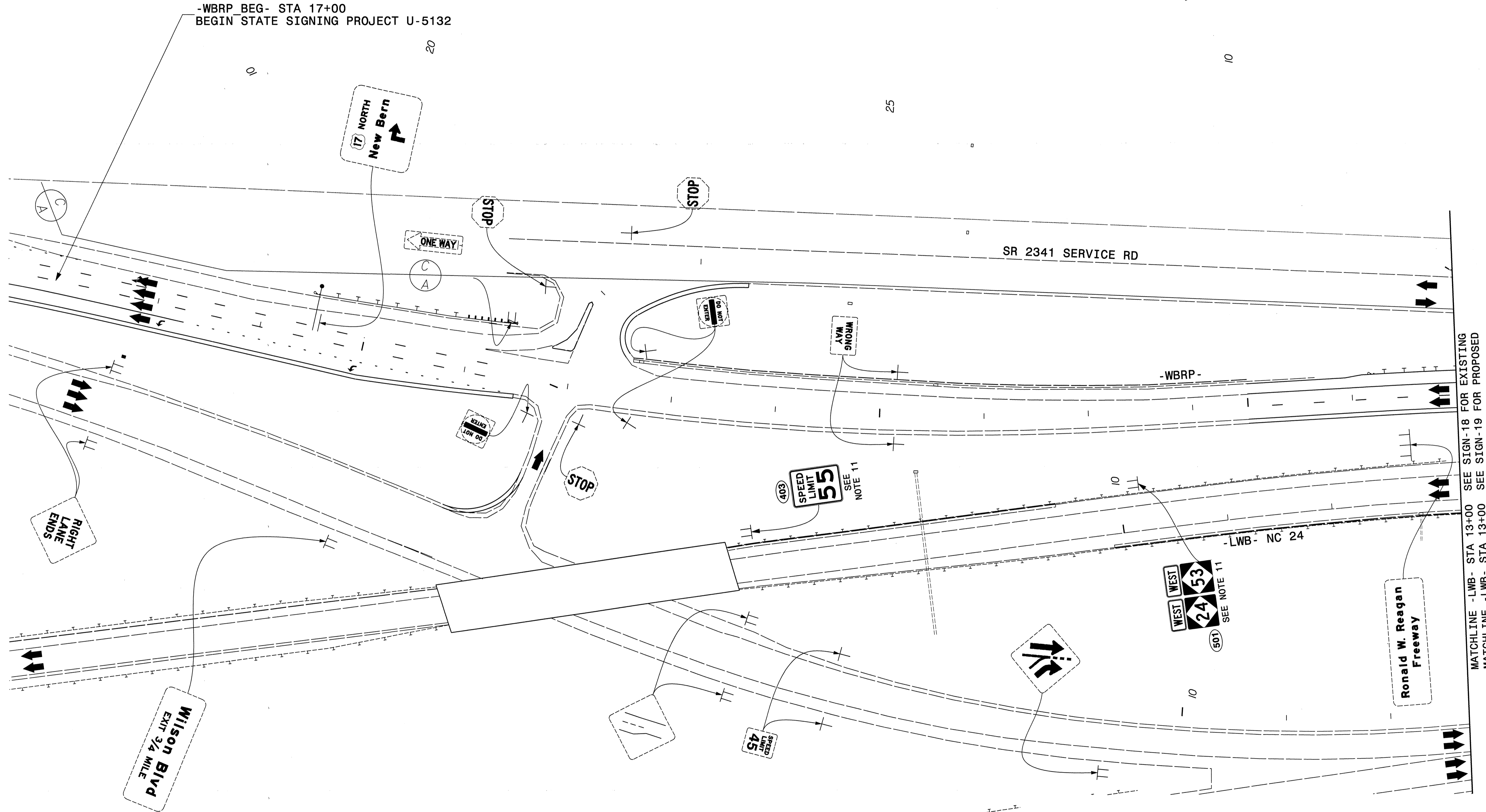
PLANS PREPARED BY :



RUMMEL, KLEPPER & KAHL, LLP
900 RIDGEFIELD DRIVE SUITE 350
RALEIGH, NORTH CAROLINA 27609-3960
NC LICENSE NO. F-0112 • (919) 878-9560



-WBRP BEG- STA 17+00
BEGIN STATE SIGNING PROJECT U-5132




MATCHLINE -LWB- STA 13+00 SEE SIGN-18 FOR EXISTING
MATCHLINE -LWB- STA 13+00 SEE SIGN-19 FOR PROPOSED

EXISTING AND PROPOSED SIGNS


-L WB- STA 13+00 TO -L WB- STA 27+00

PLANS PREPARED BY :



8/17/99

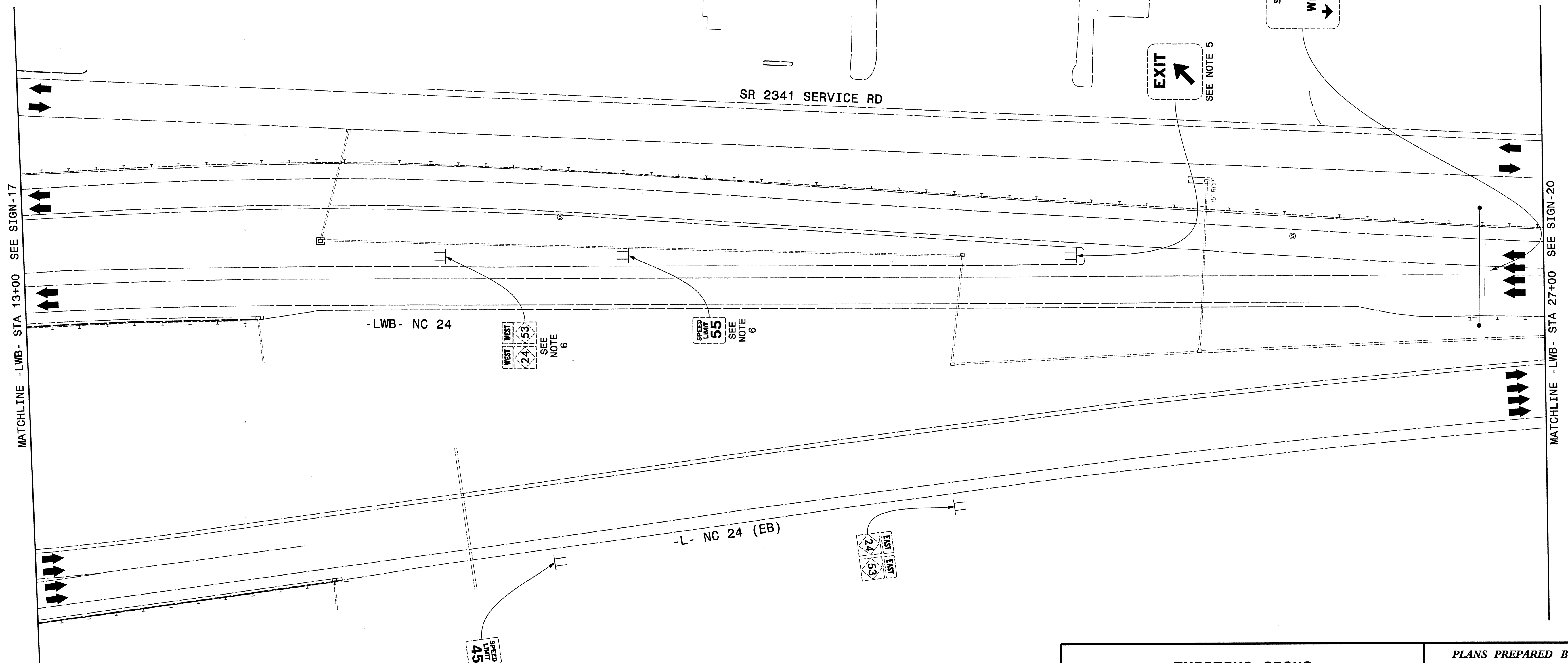
12/16/2011 sign_sgn17.dgn
KDB:SV



REVISIONS

8/17/99

12/16/2011
2011-12-16
KDJ/BJV



EXIT
SEE NOTE 5

17 NORTH
New Bern
Jacksonville
DOWNTOWN

SOUTH WEST
17
Wilmington

WEST WEST
24 53
SEE NOTE 6

SPEED LIMIT 55
SEE NOTE 6


EAST EAST
24 53

SPEED LIMIT 45

EXISTING SIGNS

-L WB- STA 13+00 TO -L WB- STA 27+00

PLANS PREPARED BY :
RK&K
RUMMEL, KLEPPER & KAHL, LLP
900 RIDGEFIELD DRIVE SUITE 350
RALEIGH, NORTH CAROLINA 27609-3960
NC LICENSE NO. F-0112 • (919) 878-9560

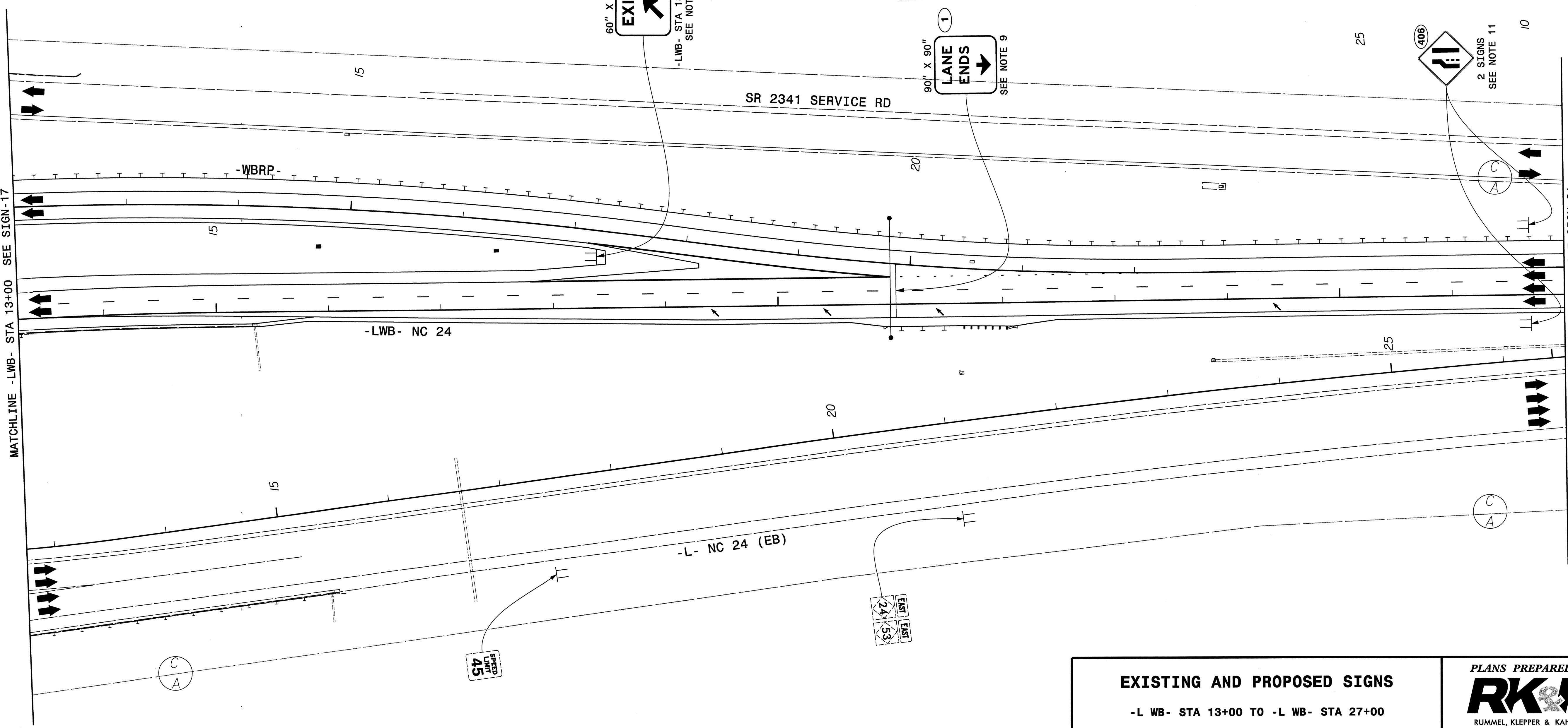


REVISIONS


12/16/2011
US 52.sgn_sgn19.dgn
8/17/09

MATCHLINE - LWB- STA 13+00 SEE SIGN-17

MATCHLINE - LWB- STA 27+00 SEE SIGN-21



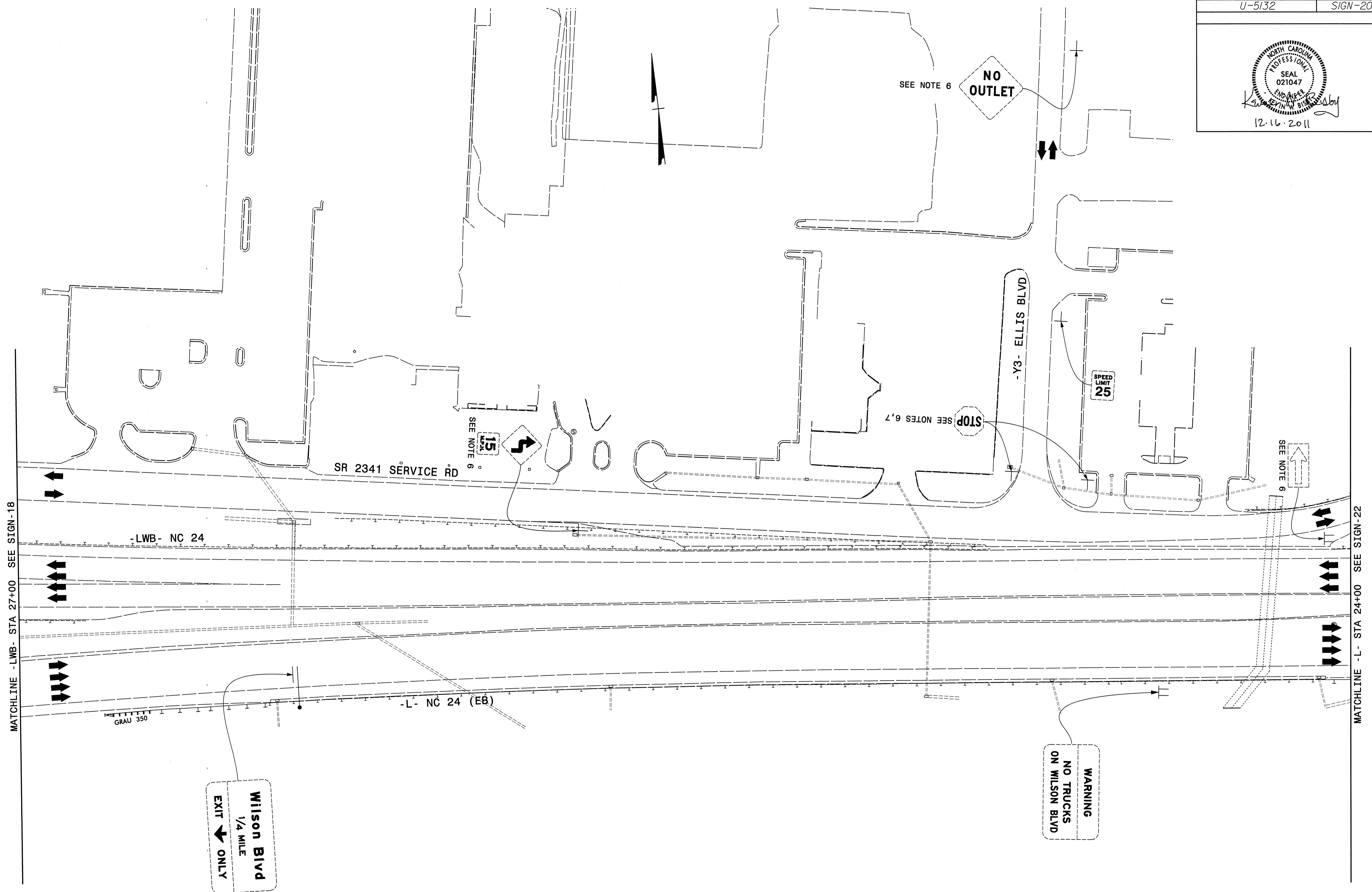
<p>EXISTING AND PROPOSED SIGNS</p> <p>-L WB- STA 13+00 TO -L WB- STA 27+00</p>	<p>PLANS PREPARED BY :</p> <p>RK&K</p> <p>RUMMEL, KLEPPER & KAHL, LLP 900 RIDGEFIELD DRIVE SUITE 350 RALEIGH, NORTH CAROLINA 27609-3960 NC LICENSE NO. F-0112 • (919) 878-9560</p>
---	---



REVISIONS


8/17/99

12/16/2011
KJH:sgn_sgn20.dgn
KJH



EXISTING SIGNS
-LWB- STA 27+00 TO -L- STA 24+00

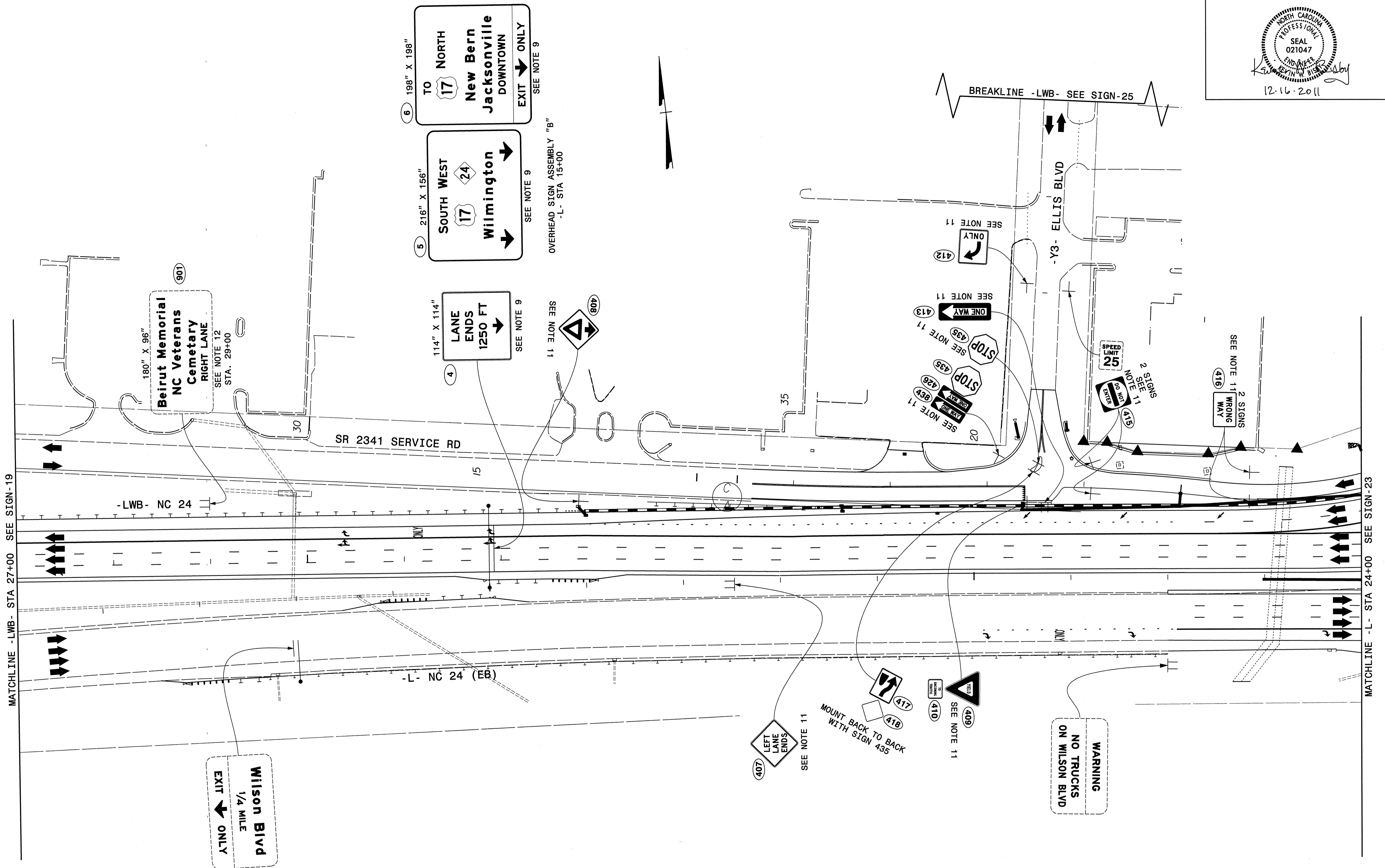
PLANS PREPARED BY :
RK&K
RUMMEL, KLEPPER & KAHL, LLP
900 RIDGEFIELD DRIVE SUITE 350
RALEIGH, NORTH CAROLINA 27609-3960
NC LICENSE NO. F-0112 • (919) 878-9560



8/17/99

REVISIONS


12/16/2011 sign_sgn21.dgn
KBI/STW



EXISTING AND PROPOSED SIGNS

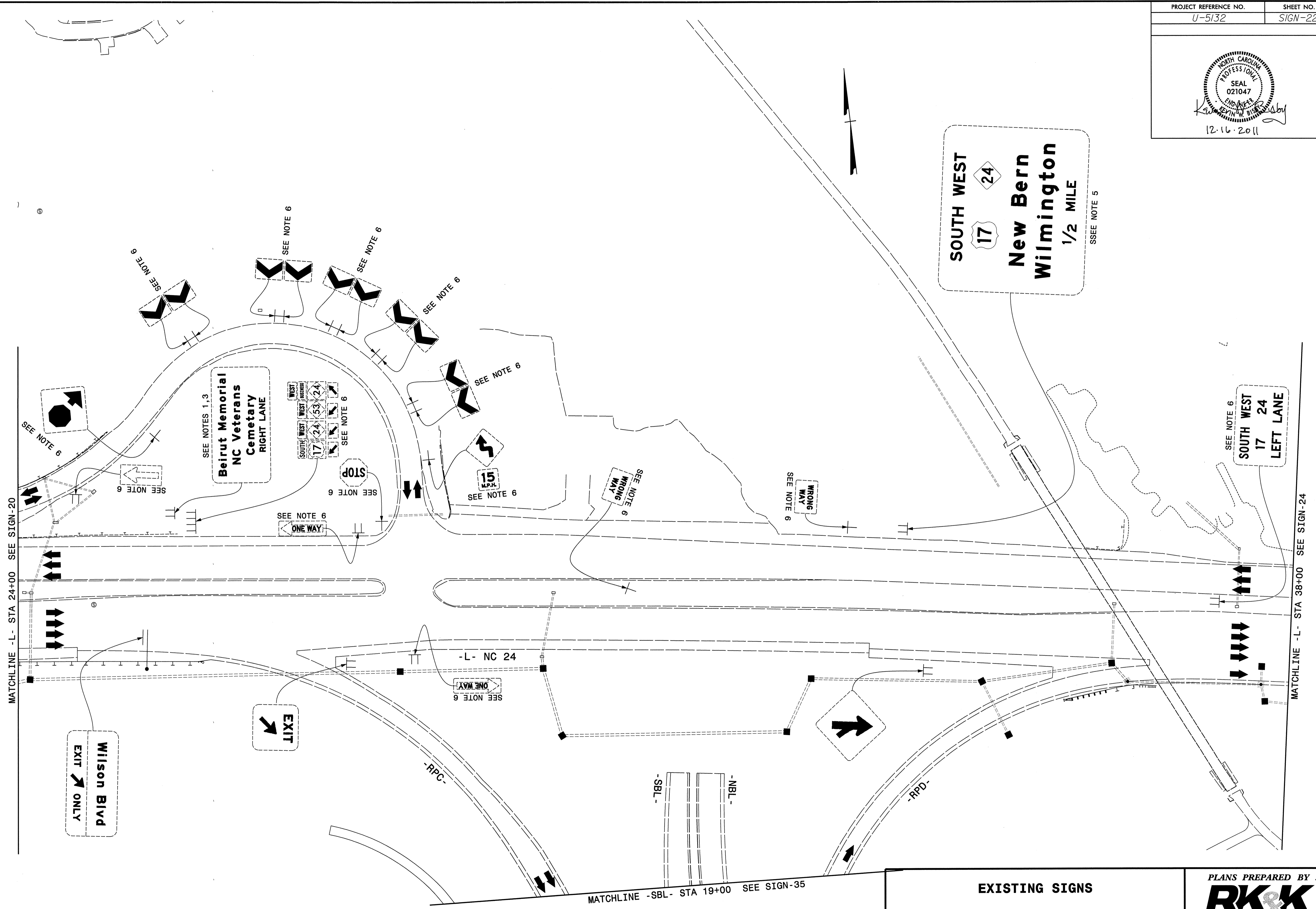
-LWB- STA 27+00 TO -L- STA 24+00

PLANS PREPARED BY :
RK&K
 RUMMEL, KLEPPER & KAHL, LLP
 900 RIDGEFIELD DRIVE SUITE 350
 RALEIGH, NORTH CAROLINA 27609-3960
 NC LICENSE NO. F-0112 • (919) 878-9560



8/17/99


REVISIONS



12/15/2011
U5132_sgn_sgn22.dgn
BISBY

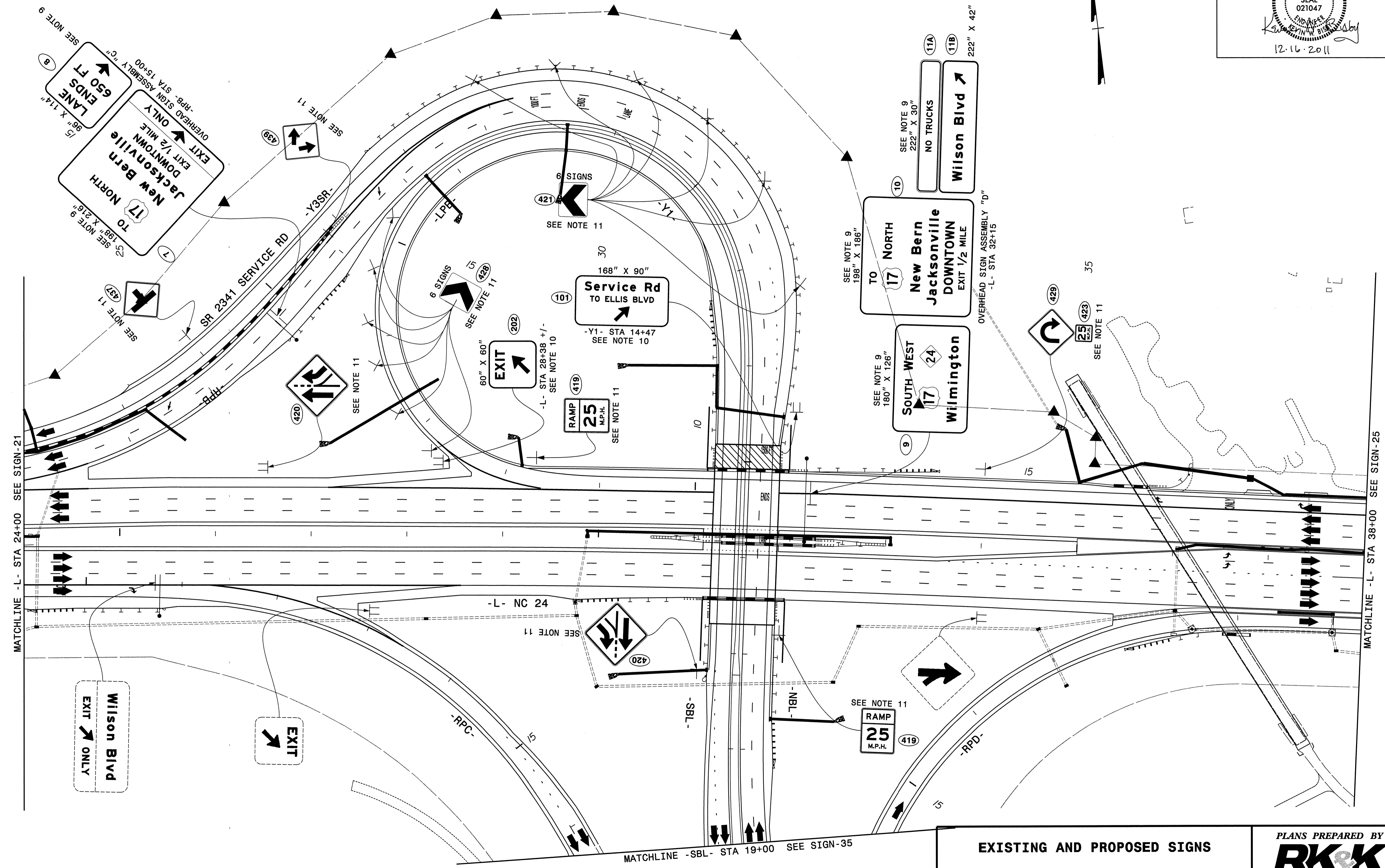
EXISTING SIGNS
-L- STA 24+00 TO -L- STA 38+00

PLANS PREPARED BY :
RK&K
RUMMEL, KLEPPER & KAHL, LLP
900 RIDGEFIELD DRIVE SUITE 350
RALEIGH, NORTH CAROLINA 27609-3960
NC LICENSE NO. F-0112 • (919) 878-9560



8/17/99

REVISIONS




EXISTING AND PROPOSED SIGNS

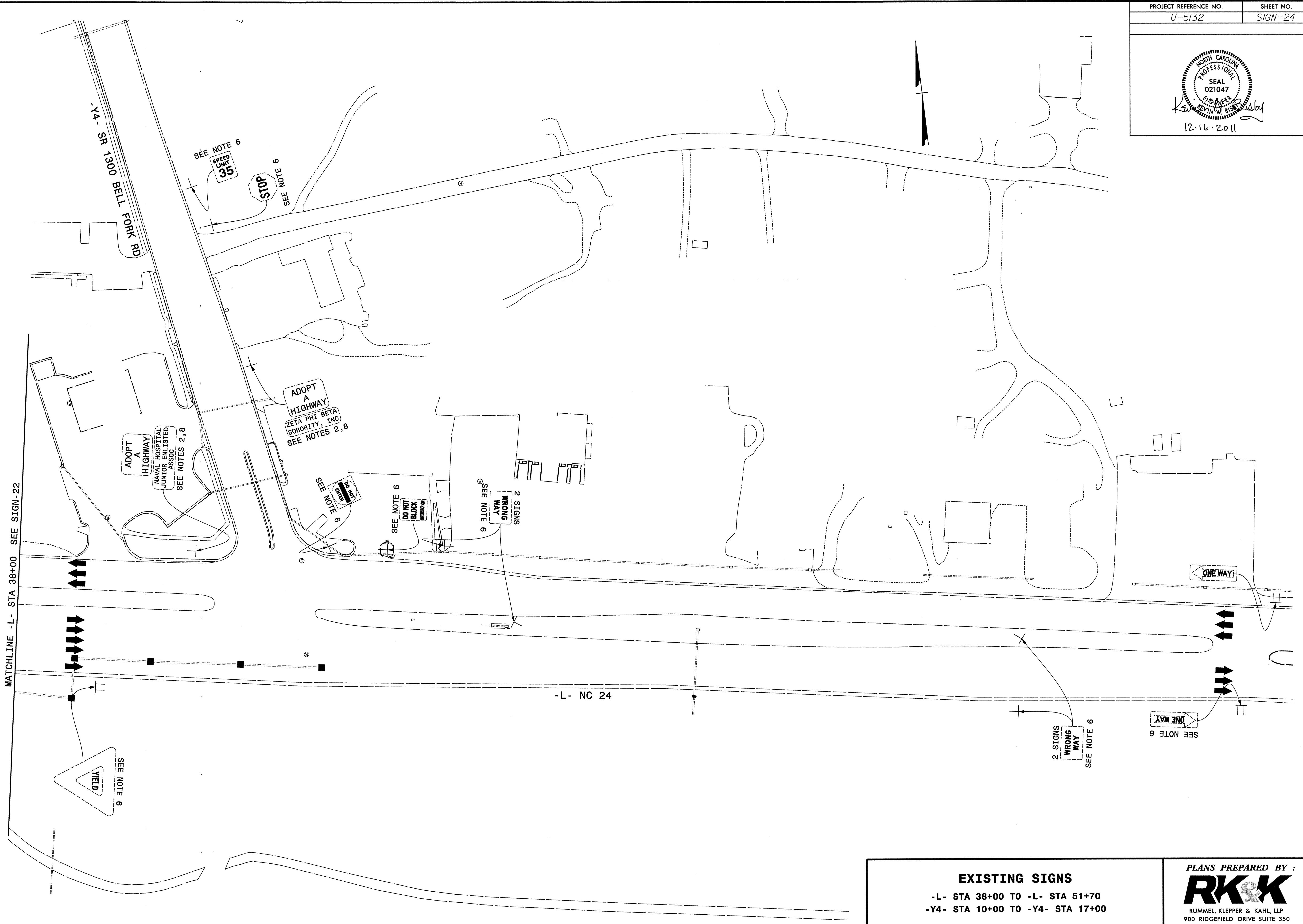
-L- STA 24+00 TO -L- STA 38+00

PLANS PREPARED BY :
RK&K
 RUMMEL, KLEPPER & KAHL, LLP
 900 RIDGEFIELD DRIVE SUITE 350
 RALEIGH, NORTH CAROLINA 27609-3960
 NC LICENSE NO. F-0112 • (919) 878-9560

12/15/2011
 sign_sgm23.dgn
 KDBBY



REVISIONS



MATCHLINE -L- STA 38+00 SEE SIGN-22

-L- NC 24

SEE NOTE 6
YIELD

SEE NOTE 6
SPEED LIMIT 35

STOP
SEE NOTE 6

ADOPT A HIGHWAY
MAYN HOSPITAL
JUNIOR LISTED
ASSOC.
SEE NOTES 2,8

ADOPT A HIGHWAY
ZETA PHI BETA
SORORITY, INC
SEE NOTES 2,8

SEE NOTE 6
DO NOT BLOCK INTERSECTION

SEE NOTE 6
DO NOT BLOCK INTERSECTION

2 SIGNS
WRONG WAY
SEE NOTE 6

2 SIGNS
WRONG WAY
SEE NOTE 6

SEE NOTE 6
ONE WAY

ONE WAY

EXISTING SIGNS


-L- STA 38+00 TO -L- STA 51+70
-Y4- STA 10+00 TO -Y4- STA 17+00

PLANS PREPARED BY :

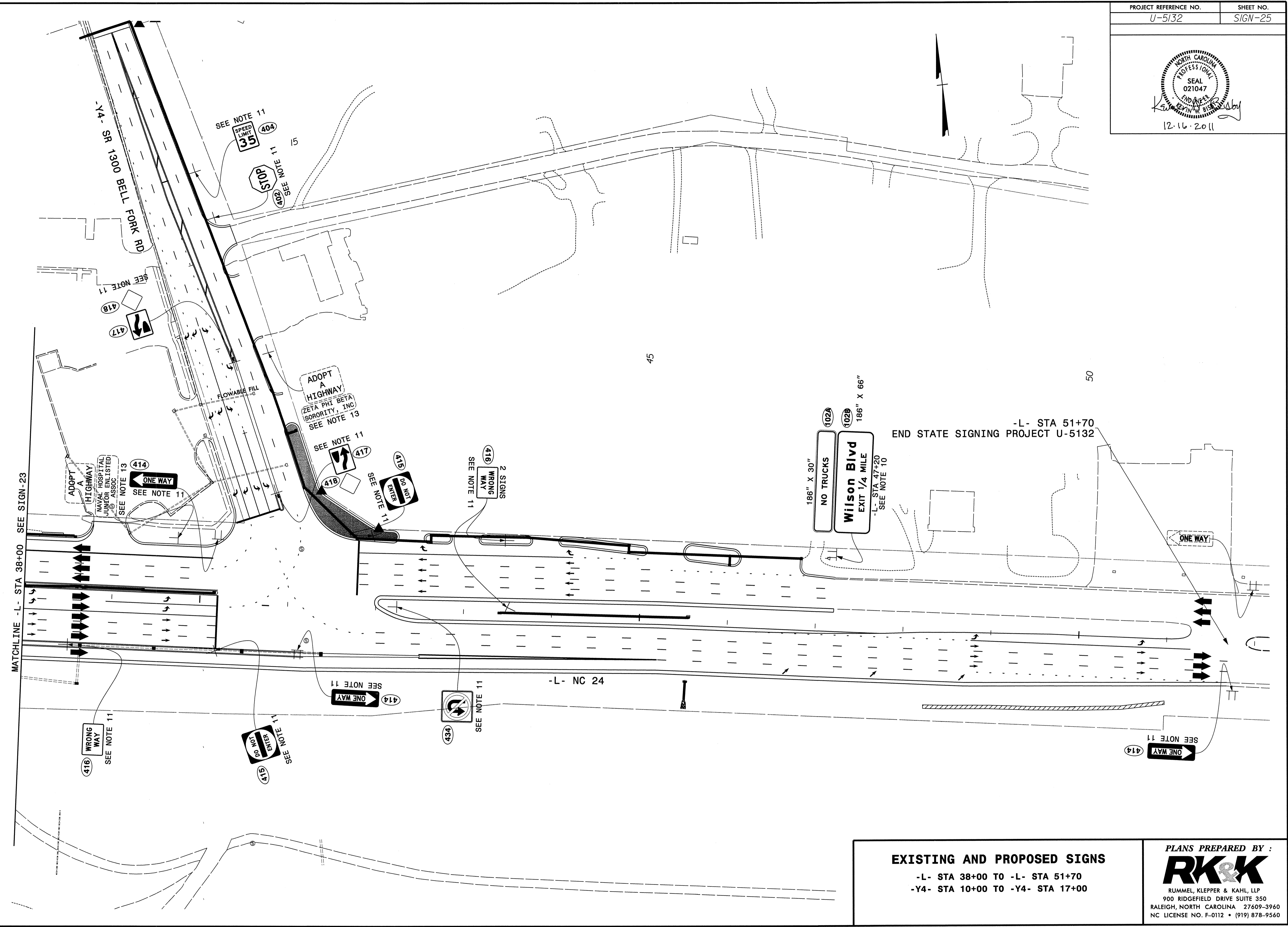


8/17/99

12/15/2011
KBI
KBI



REVISIONS



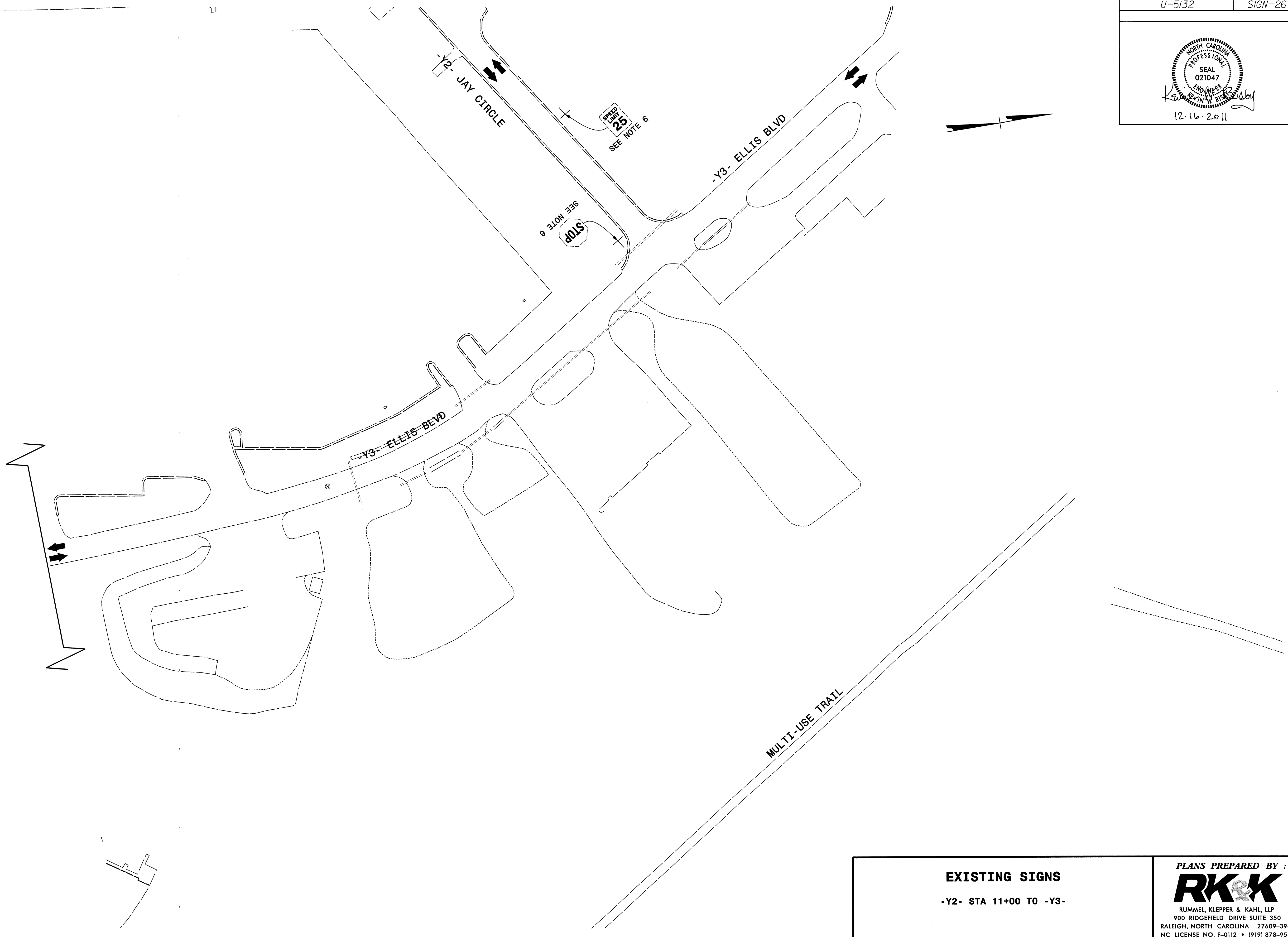


EXISTING AND PROPOSED SIGNS

-L- STA 38+00 TO -L- STA 51+70
 -Y4- STA 10+00 TO -Y4- STA 17+00

PLANS PREPARED BY :
RK&K
 RUMMEL, KLEPPER & KAHL, LLP
 900 RIDGEFIELD DRIVE SUITE 350
 RALEIGH, NORTH CAROLINA 27609-3960
 NC LICENSE NO. F-0112 • (919) 878-9560

8/17/99

12/16/2011
 12/16/2011 - sign-25.dgn
 KDB/BJV



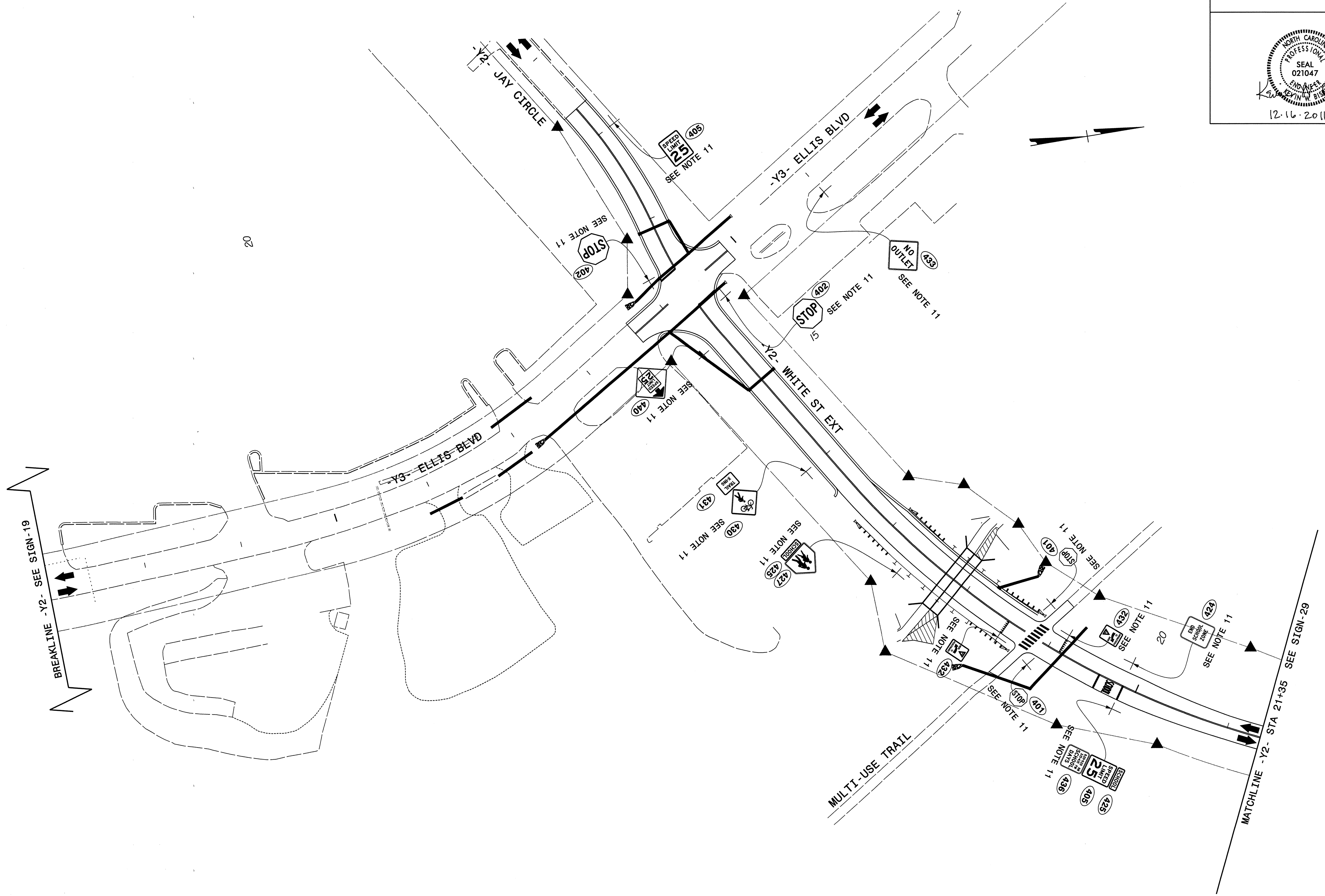

REVISIONS

8/17/99

12/16/2011
U-5132-26-01-sgn26.dgn
KDB/STV

EXISTING SIGNS
-Y2- STA 11+00 TO -Y3-

PLANS PREPARED BY :
RK&K
RUMMEL, KLEPPER & KAHL, LLP
900 RIDGEFIELD DRIVE SUITE 350
RALEIGH, NORTH CAROLINA 27609-3960
NC LICENSE NO. F-0112 • (919) 878-9560



REVISIONS

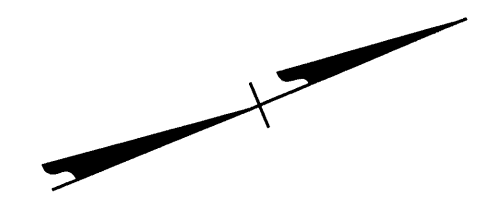

8/17/99

12/16/2011
KWB:sgn27.dgn

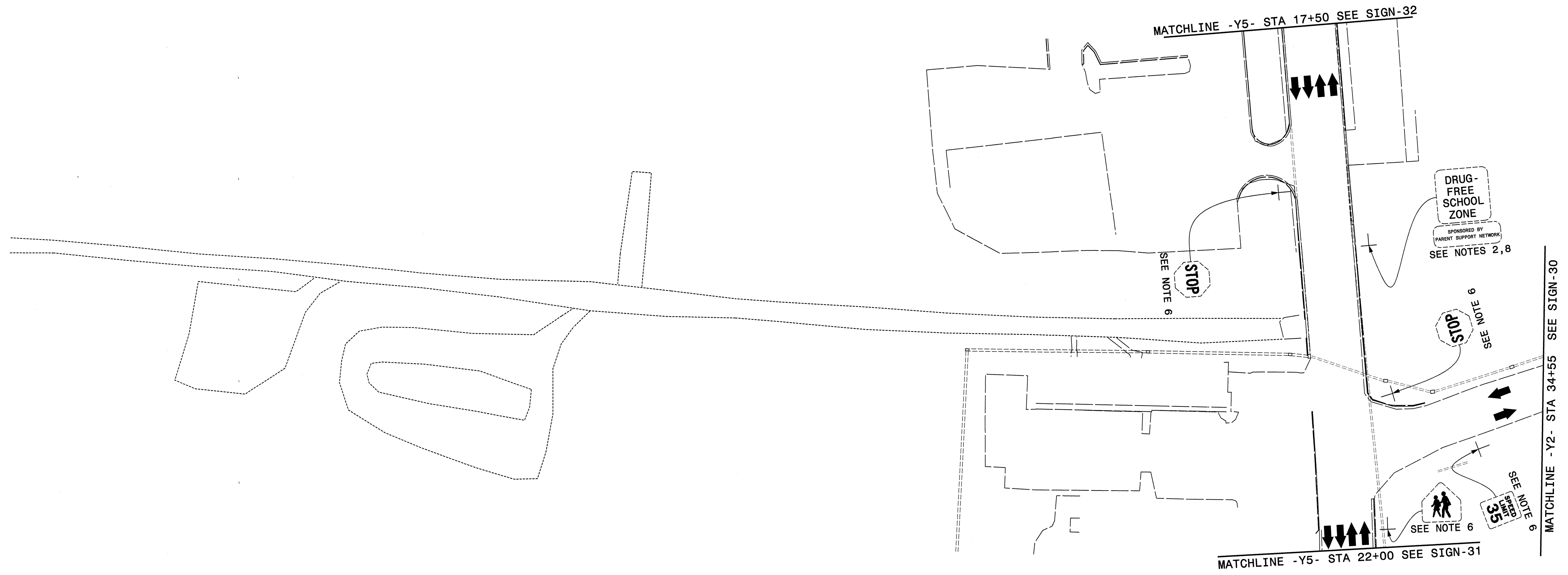
PROPOSED SIGNS

-Y2- STA 11+00 TO -Y2- STA 21+35

PLANS PREPARED BY :
RK&K
 RUMMEL, KLEPPER & KAHL, LLP
 900 RIDGEFIELD DRIVE SUITE 350
 RALEIGH, NORTH CAROLINA 27609-3960
 NC LICENSE NO. F-0112 • (919) 878-9560




REVISIONS



8/17/99

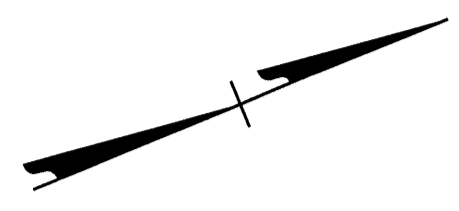
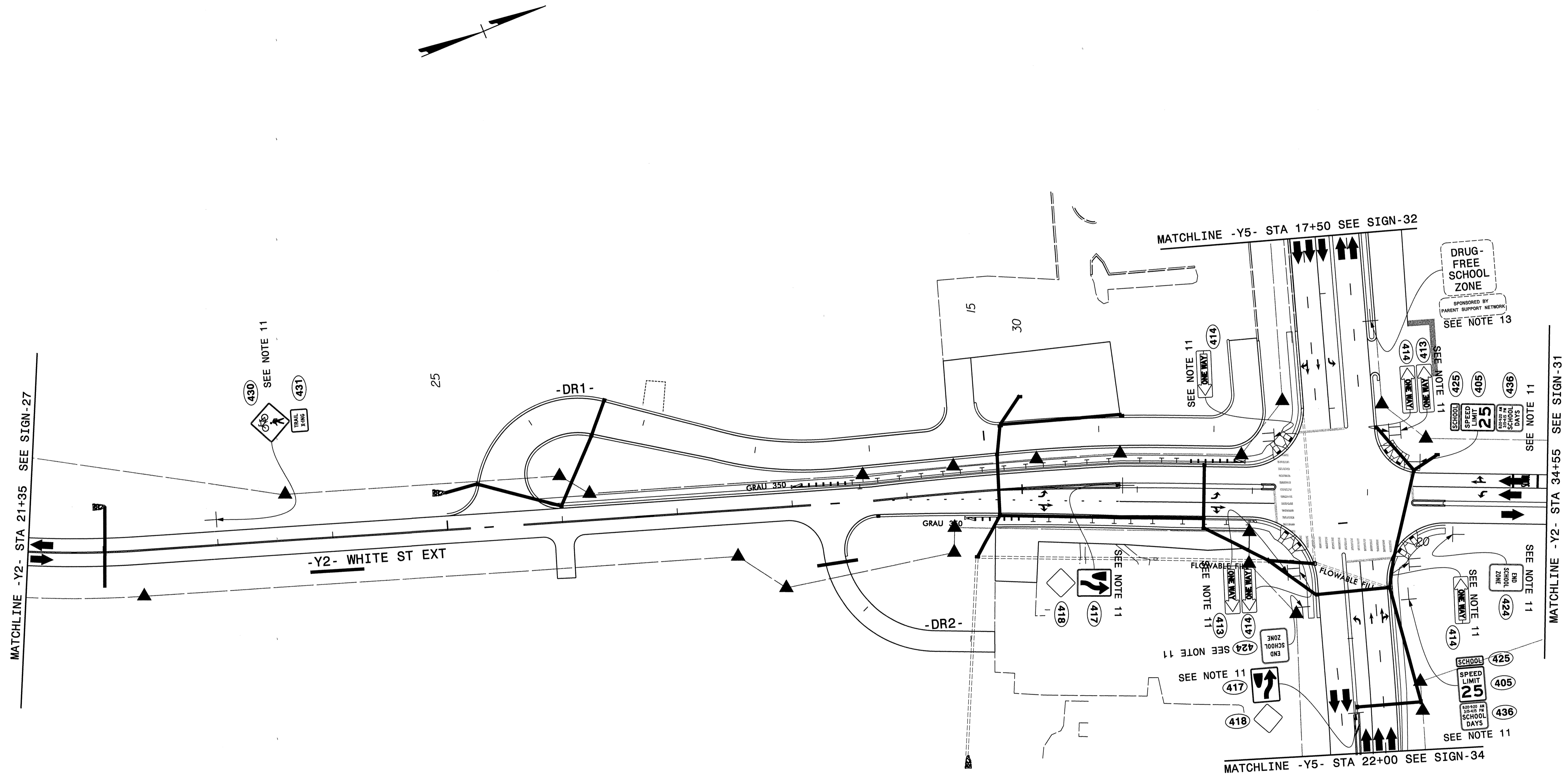
12/16/2011
U:\16\2011\sign\sgn28.dgn
KDB

<p>EXISTING SIGNS</p> <ul style="list-style-type: none"> -Y2- FROM -Y5- TO -Y2- STA 34+55 -Y5- STA 17+50 TO -Y5- STA 22+00 	<p>PLANS PREPARED BY :</p> <p>RK&K</p> <p>RUMMEL, KLEPPER & KAHL, LLP 900 RIDGEFIELD DRIVE SUITE 350 RALEIGH, NORTH CAROLINA 27609-3960 NC LICENSE NO. F-0112 • (919) 878-9560</p>
---	---



8/17/99

REVISIONS




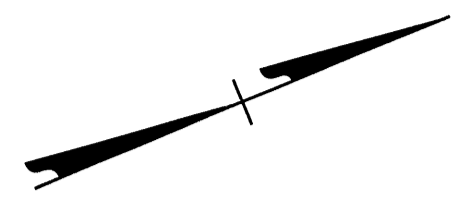

12/16/2011
K:\Projects\2011\U-5132\sgn-29.dgn
KJ

EXISTING AND PROPOSED SIGNS

- Y2- STA 21+35 TO -Y2- STA 34+55
- Y5- STA 17+50 TO -Y5- STA 22+00

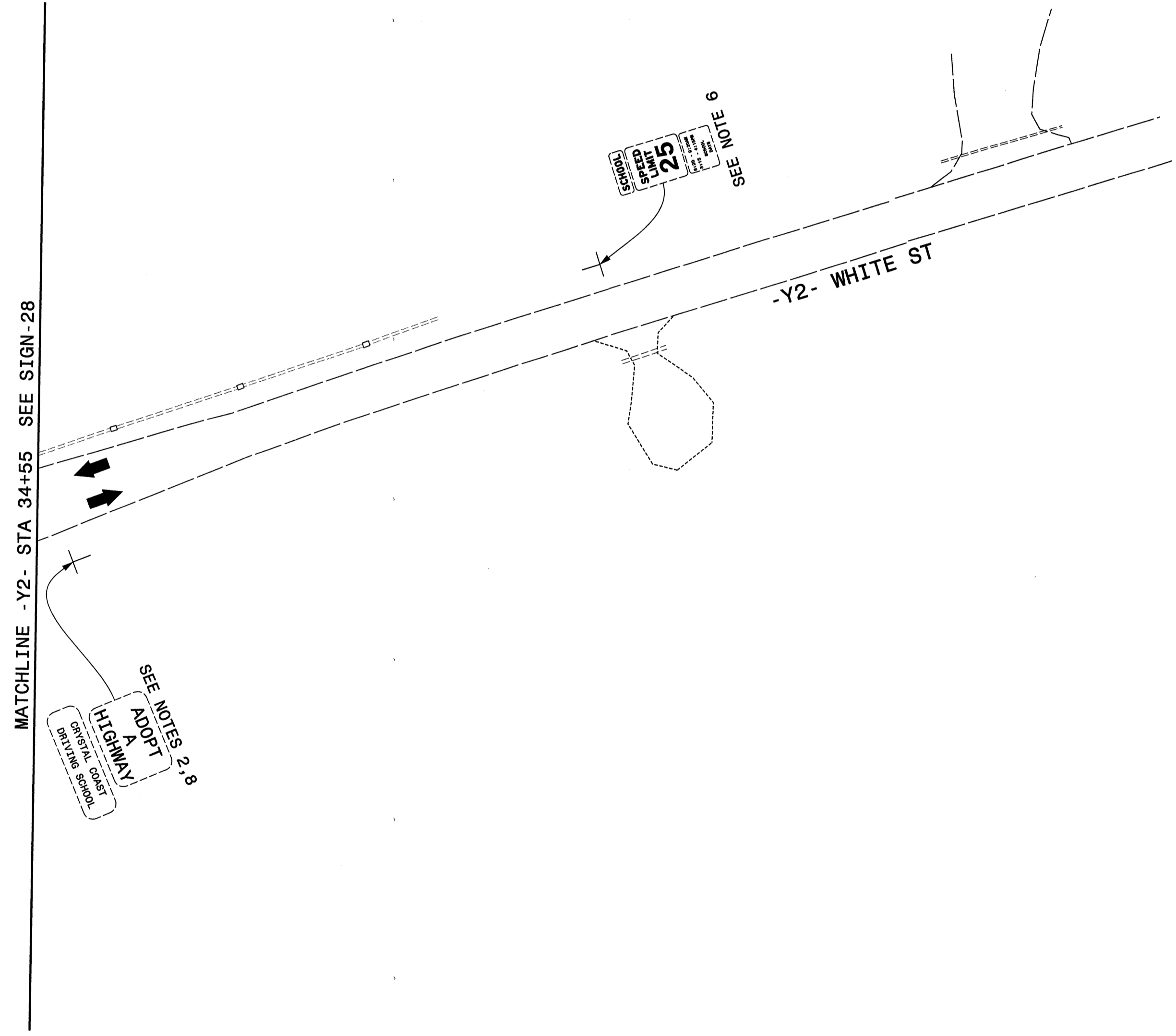
PLANS PREPARED BY :





REVISIONS

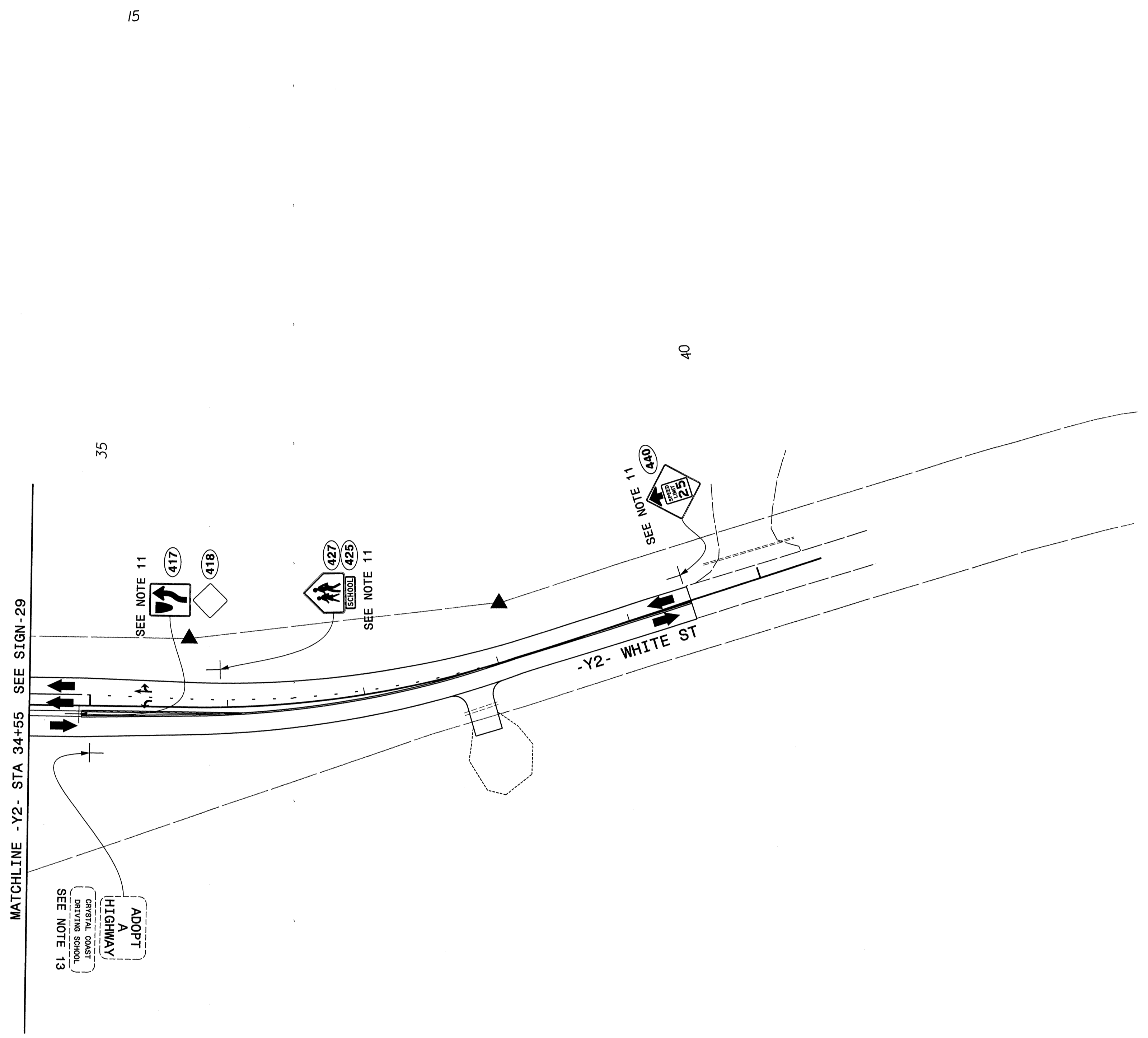
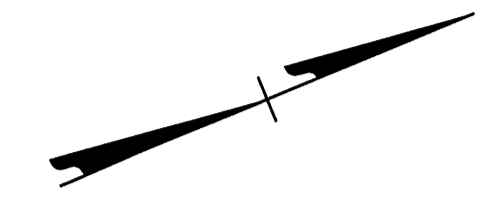

8/17/99



12/16/2011 - sign - sign30.dgn
KDB/STV

EXISTING SIGNS
-Y2- STA 34+55 TO -Y2- STA 40+00

PLANS PREPARED BY :
RK&K
RUMMEL, KLEPPER & KAHL, LLP
900 RIDGEFIELD DRIVE SUITE 350
RALEIGH, NORTH CAROLINA 27609-3960
NC LICENSE NO. F-0112 • (919) 878-9560



REVISIONS

8/17/09


12/16/2011
U-5132-31.dgn
KBISH

EXISTING AND PROPOSED SIGNS

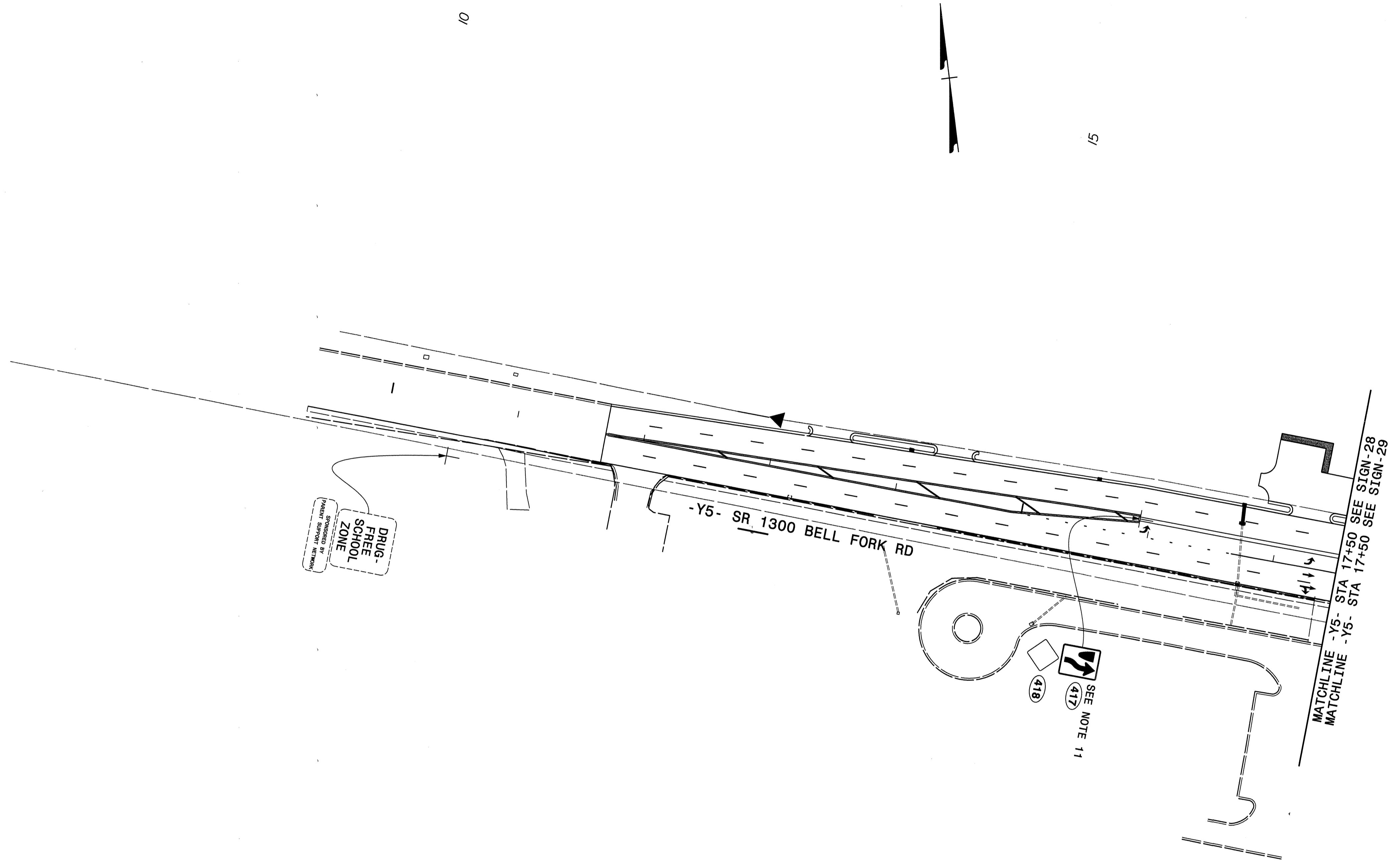
-Y2- STA 34+55 TO -Y2- STA 40+00

PLANS PREPARED BY :

RK&K
RUMMEL, KLEPPER & KAHL, LLP
900 RIDGEFIELD DRIVE SUITE 350
RALEIGH, NORTH CAROLINA 27609-3960
NC LICENSE NO. F-0112 • (919) 878-9560



REVISIONS



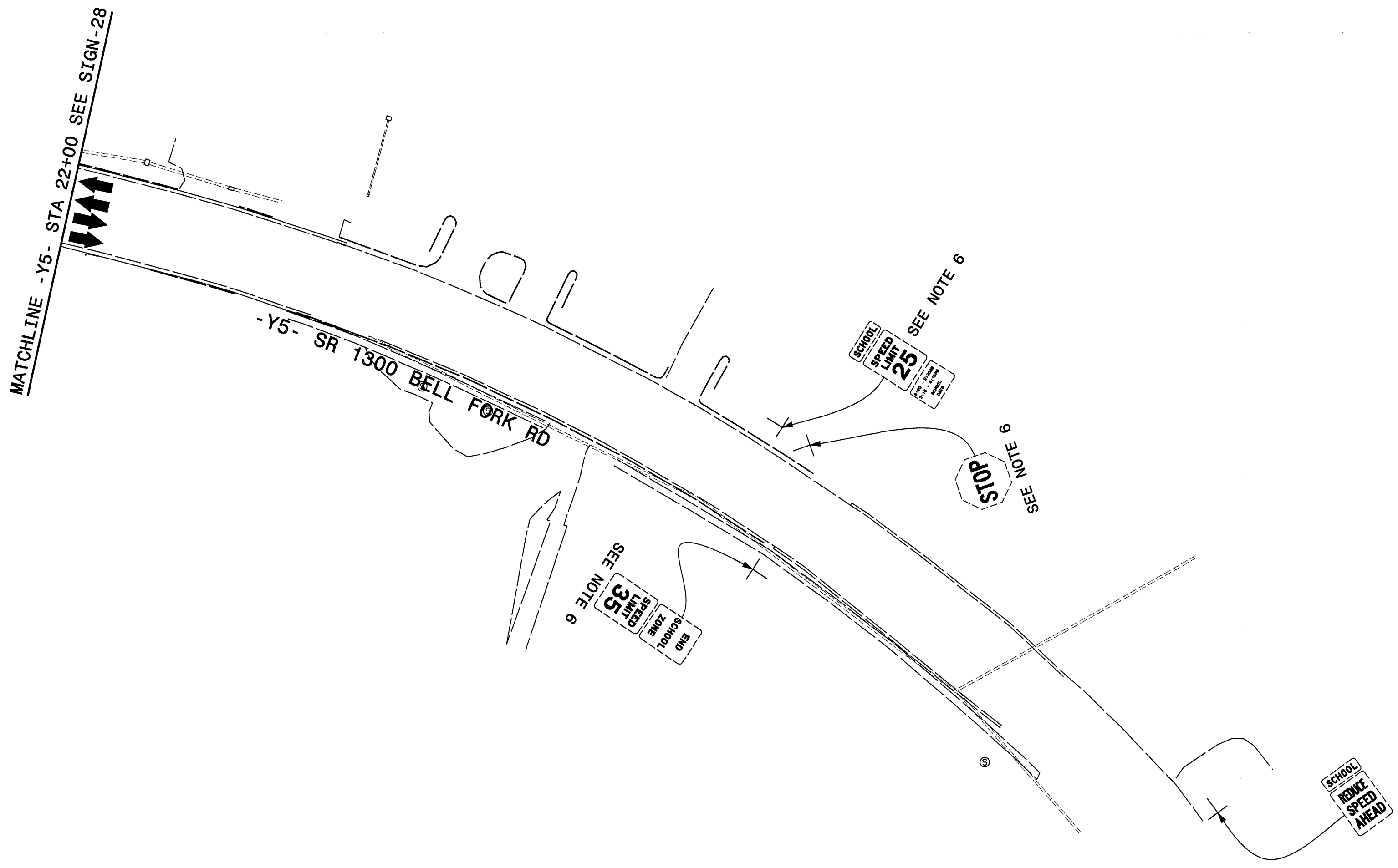

8/17/99

12/16/2011
 U-5132.dgn - sign32.dgn
 KJL:SBV

EXISTING AND PROPOSED SIGNS

-Y5- STA 10+00 TO -Y5- STA 17+50

PLANS PREPARED BY :
RK&K
 RUMMEL, KLEPPER & KAHL, LLP
 900 RIDGEFIELD DRIVE SUITE 350
 RALEIGH, NORTH CAROLINA 27609-3960
 NC LICENSE NO. F-0112 • (919) 878-9560



REVISIONS

8/17/09


12/16/2011
U:\16\2011\sign_sgn33.dgn
KDB

EXISTING SIGNS

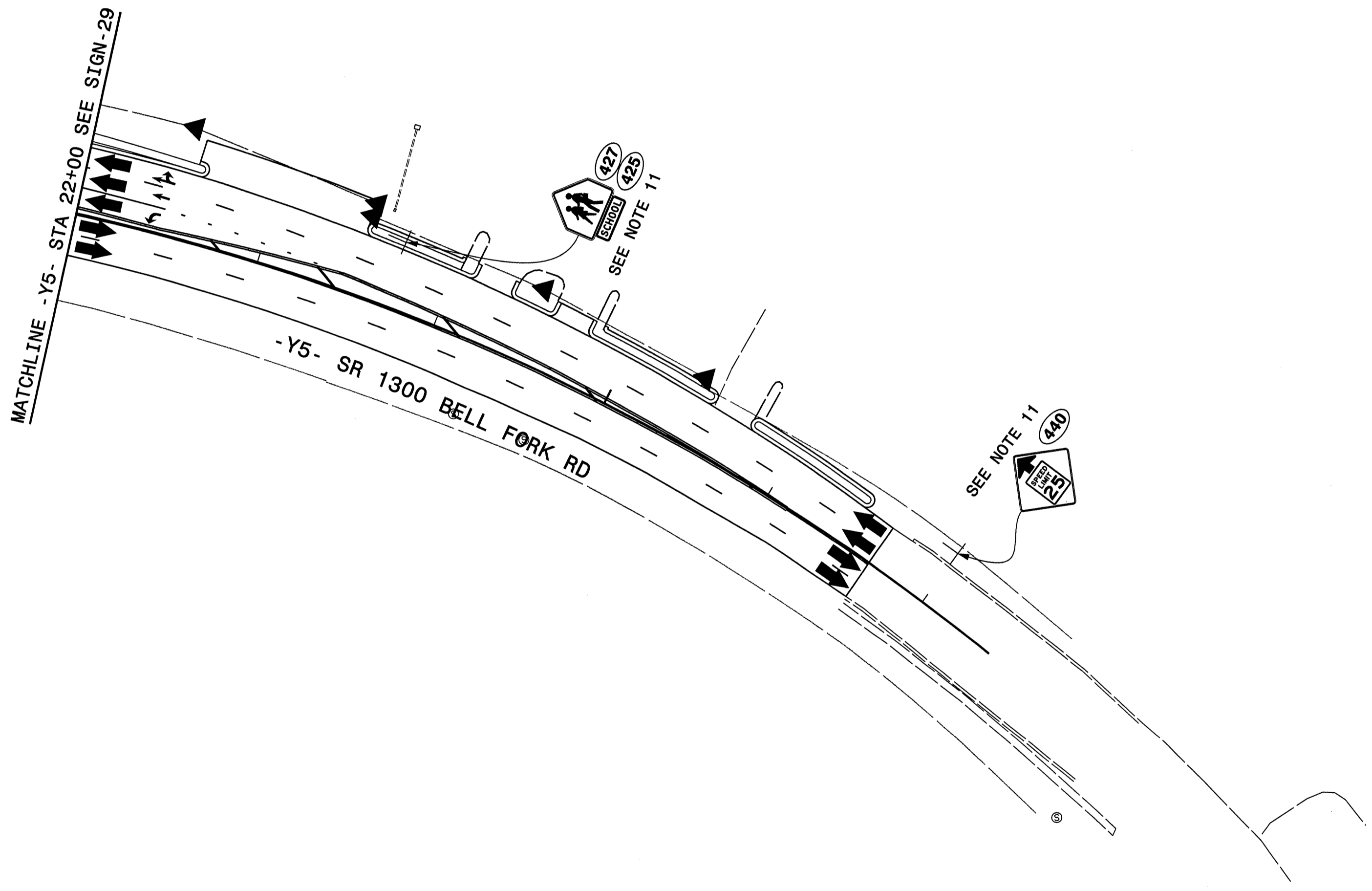
-Y5- STA 22+00 TO -Y5- STA 29+50

PLANS PREPARED BY :

RK&K
RUMMEL, KLEPPER & KAHL, LLP
900 RIDGEFIELD DRIVE SUITE 350
RALEIGH, NORTH CAROLINA 27609-3960
NC LICENSE NO. F-0112 • (919) 878-9560



25



REVISIONS

8/17/99


12/16/2011
U-5132-29-
KB/STV

EXISTING AND PROPOSED SIGNS

-Y5- STA 22+00 TO -Y5- STA 29+50

PLANS PREPARED BY :

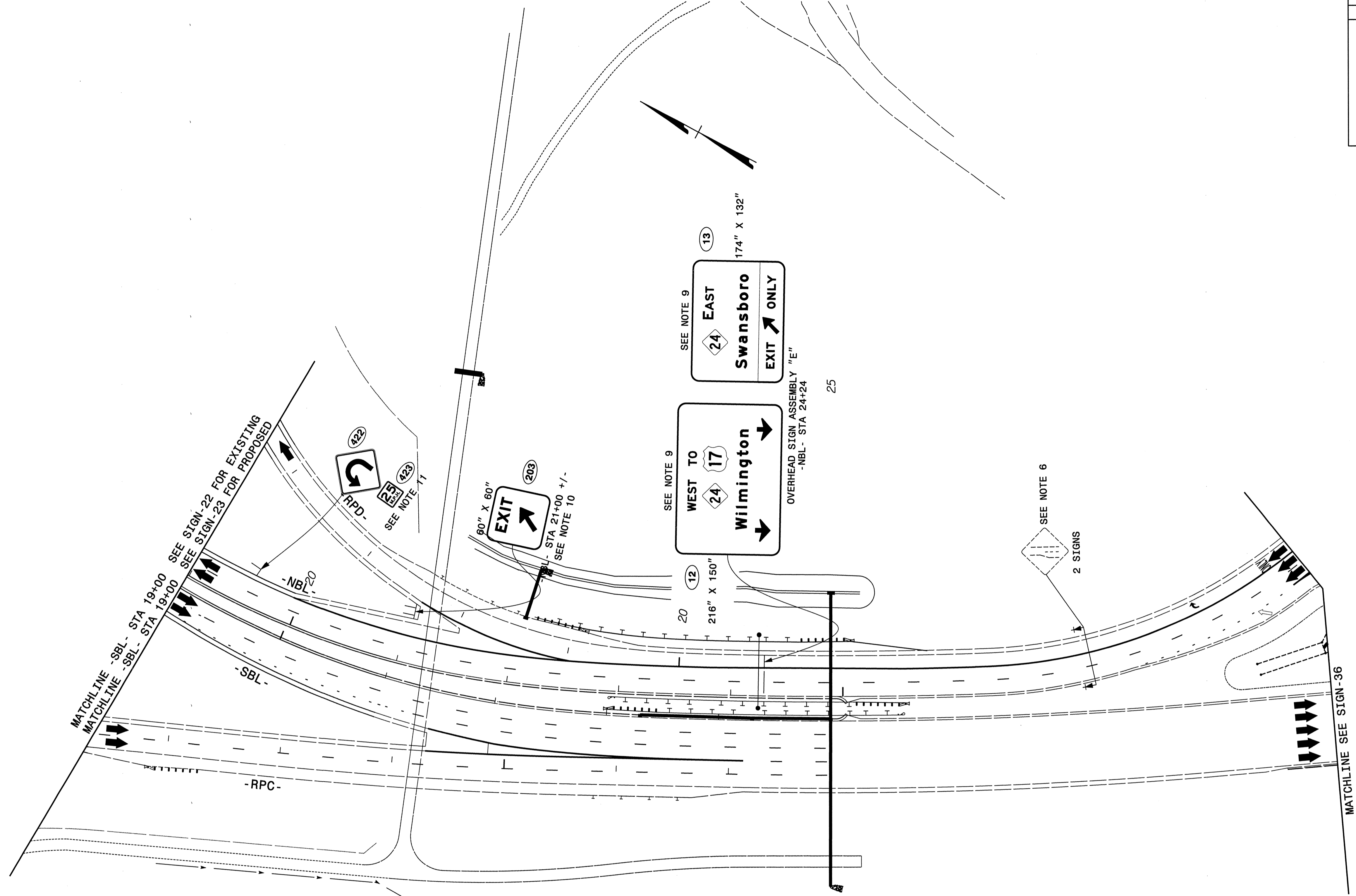
RK&K
RUMMEL, KLEPPER & KAHL, LLP
900 RIDGEFIELD DRIVE SUITE 350
RALEIGH, NORTH CAROLINA 27609-3960
NC LICENSE NO. F-0112 • (919) 878-9560



REVISIONS

8/17/99

12/16/2011
U-5132-35.dgn - sign35.dgn
KWB



EXISTING AND PROPOSED SIGNS

-SBL- STA 19+00 TO GATE AREA

PLANS PREPARED BY :

 RUMMEL, KLEPPER & KAHL, LLP
 900 RIDGEFIELD DRIVE SUITE 350
 RALEIGH, NORTH CAROLINA 27609-3960
 NC LICENSE NO. F-0112 • (919) 878-9560

