

**STATE OF NORTH CAROLINA
DEPARTMENT OF TRANSPORTATION**

TIP NO. U-2551	SHEET NO. PMP-1
APPROVED:	
DATE: 1/3/12	
SEAL 	

**PAVEMENT MARKING PLAN
BURKE COUNTY**

**LOCATION: Morganton-SR 1922 (Enola Rd)/SR 1924 (Old NC28)
from South of Pete Brittan Rd (SR 1940) to NC28 .**

ROADWAY STANDARD DRAWING

THE FOLLOWING ROADWAY STANDARDS AS APPEAR IN "ROADWAY STANDARD DRAWINGS" - PROJECT SERVICES UNIT - N.C. DEPARTMENT OF TRANSPORTATION - RALEIGH, N.C., DATED JANUARY 2012 ARE APPLICABLE TO THIS PROJECT AND BY REFERENCE HEREBY ARE CONSIDERED A PART OF THESE PLANS:

STD. NO.	TITLE
1205.01	PAVEMENT MARKINGS - LINE TYPES AND OFFSETS
1205.02	PAVEMENT MARKINGS - TWO-LANE AND MULTILANE ROADWAYS
1205.03	PAVEMENT MARKINGS - EXIT AND ENTRANCE RAMPS
1205.04	PAVEMENT MARKINGS - INTERSECTIONS
1205.05	PAVEMENT MARKINGS - TURN LANES
1205.06	PAVEMENT MARKINGS - LANE DROPS
1205.07	PAVEMENT MARKINGS - PEDESTRIAN CROSSWALKS
1205.08	PAVEMENT MARKINGS - SYMBOLS AND WORD MESSAGES
1205.09	PAVEMENT MARKINGS - PAINTED ISLANDS
1205.10	PAVEMENT MARKINGS - SCHOOL AREAS
1205.12	PAVEMENT MARKINGS - BRIDGES
1205.13	PAVEMENT MARKINGS - LANE REDUCTIONS
1250.01	RAISED PAVEMENT MARKERS - INSTALLATION SPACING
1251.01	RAISED PAVEMENT MARKERS - PERMANENT AND TEMPORARY
1253.01	RAISED PAVEMENT MARKERS - SNOWPLOWABLE
1261.01	GUARDRAIL AND BARRIER DELINEATORS - INSTALLATION SPACING
1261.02	GUARDRAIL AND BARRIER DELINEATORS - TYPES AND MOUNTING
1262.01	GUARDRAIL END DELINEATION
1264.01	OBJECT MARKERS - TYPES
1264.02	OBJECT MARKERS - INSTALLATION
1267.01	FLEXIBLE DELINEATORS - INSTALLATION
1267.02	FLEXIBLE DELINEATORS - SPACING TABLES
1267.03	FLEXIBLE DELINEATORS - INTERCHANGE PLACEMENT

GENERAL NOTES

THE FOLLOWING GENERAL NOTES APPLY AT ALL TIMES FOR THE DURATION OF THE CONSTRUCTION PROJECT, EXCEPT WHEN OTHERWISE NOTED IN THE PLAN, OR DIRECTED BY THE ENGINEER.

- A) INSTALL PAVEMENT MARKINGS AND PAVEMENT MARKERS ON THE FINAL SURFACE AS FOLLOWS:

ROAD NAME	MARKING	MARKER
All	Polyurea w/ Highly Reflective Elements	Snowplowable

- B) TIE PROPOSED PAVEMENT MARKING LINES TO EXISTING PAVEMENT MARKING LINES.
 C) REMOVE/REPLACE ANY CONFLICTING/DAMAGED PAVEMENT MARKINGS AND MARKERS.
 D) PASSING ZONES WILL BE DETERMINED IN THE FIELD AND MUST BE APPROVED BY THE ENGINEER.
 E) STOP BAR LOCATION AT NON-SIGNALIZED INTERSECTIONS MAY BE ADJUSTED AS DIRECTED BY THE ENGINEER.
 F) REMOVE ALL RESIDUE AND SURFACE LAITANCE BY ACCEPTABLE METHODS ON THE CONCRETE SURFACES PRIOR TO PLACING POLYUREA PAVEMENT MARKING MATERIAL.
 G) ON ASPHALT SURFACES, USE HEATED-IN-PLACE THERMOPLASTIC OR EXTRUDED THERMOPLASTIC FOR STOP BARS, SYMBOLS, CHARACTERS AND DIAGONALS.
 H) ON CONCRETE SURFACES, USE HEATED-IN-PLACE THERMOPLASTIC OR COLD APPLIED PLASTIC FOR STOP BARS, SYMBOLS, CHARACTERS AND DIAGONALS.
 I) MARKERS SHALL BE INSTALLED ACCORDING TO THE NCDOT ROADWAY STANDARD DRAWINGS.

INDEX

SHEET NO.	DESCRIPTION
PMP-1	PAVEMENT MARKING PLAN TITLE AND SCHEDULE SHEET
PMP-2	CROSSWALK AND STOP BAR PAVEMENT MARKING DETAIL
PMP-3	PAVEMENT MARKING SCHEDULE
PMP-4-15	PAVEMENT MARKING DETAIL

PLAN PREPARED BY: N.C.D.O.T. SIGNING AND DELINEATION UNIT

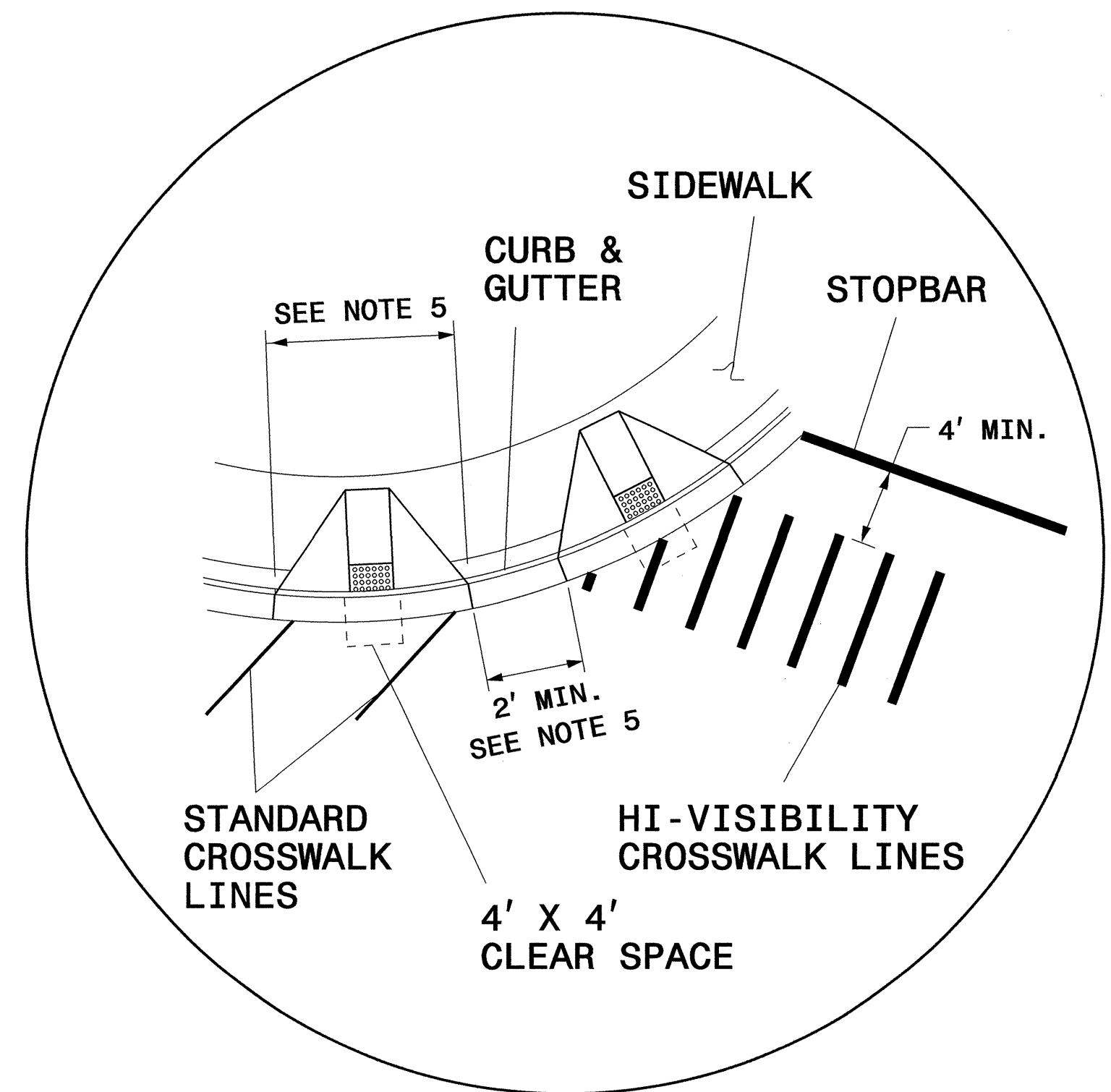
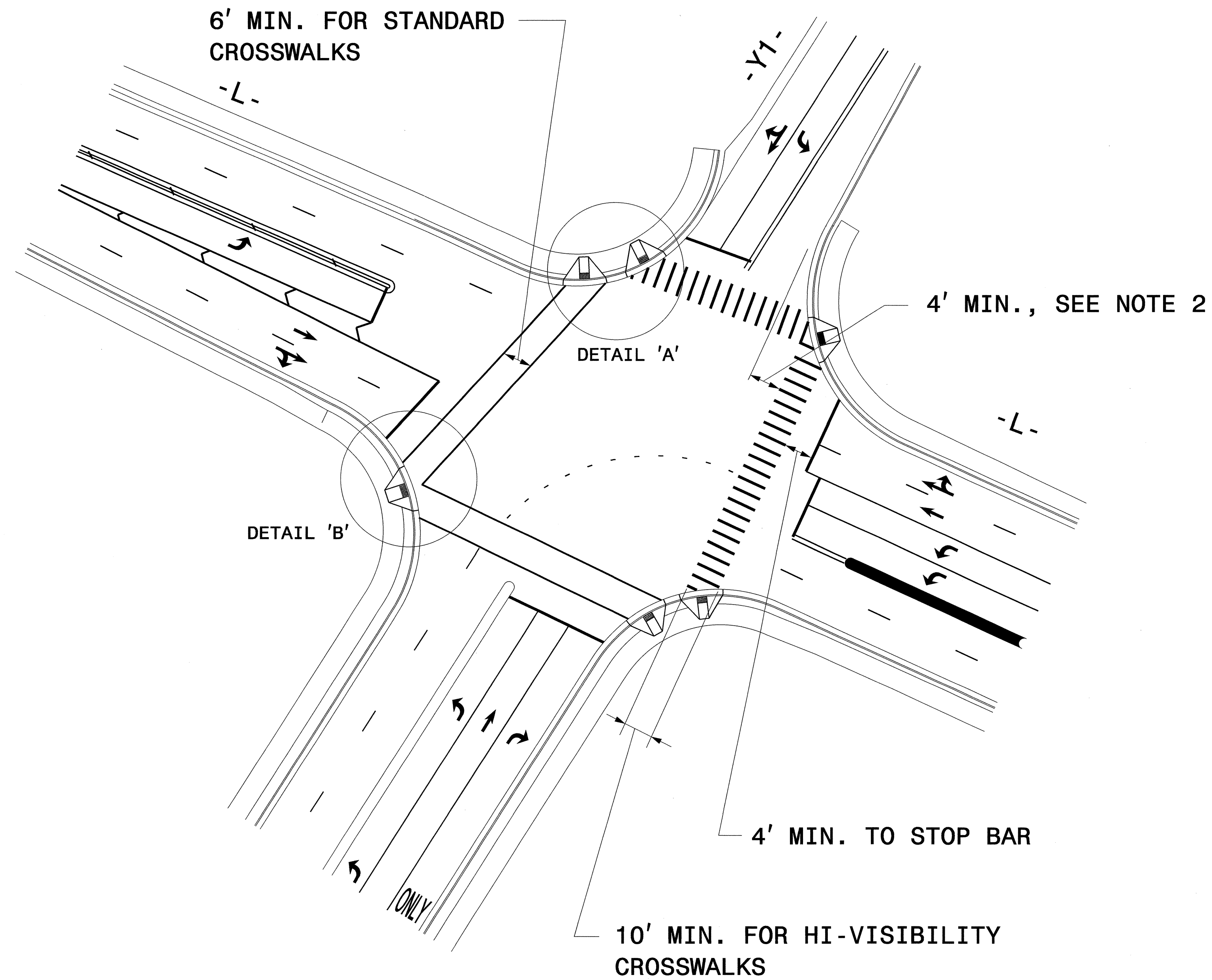
K. L. JORDAN SIGNING & DELINEATION REGIONAL ENGINEER
 J. G. MARTINEZ SIGNING & DELINEATION PROJECT DESIGN ENGINEER



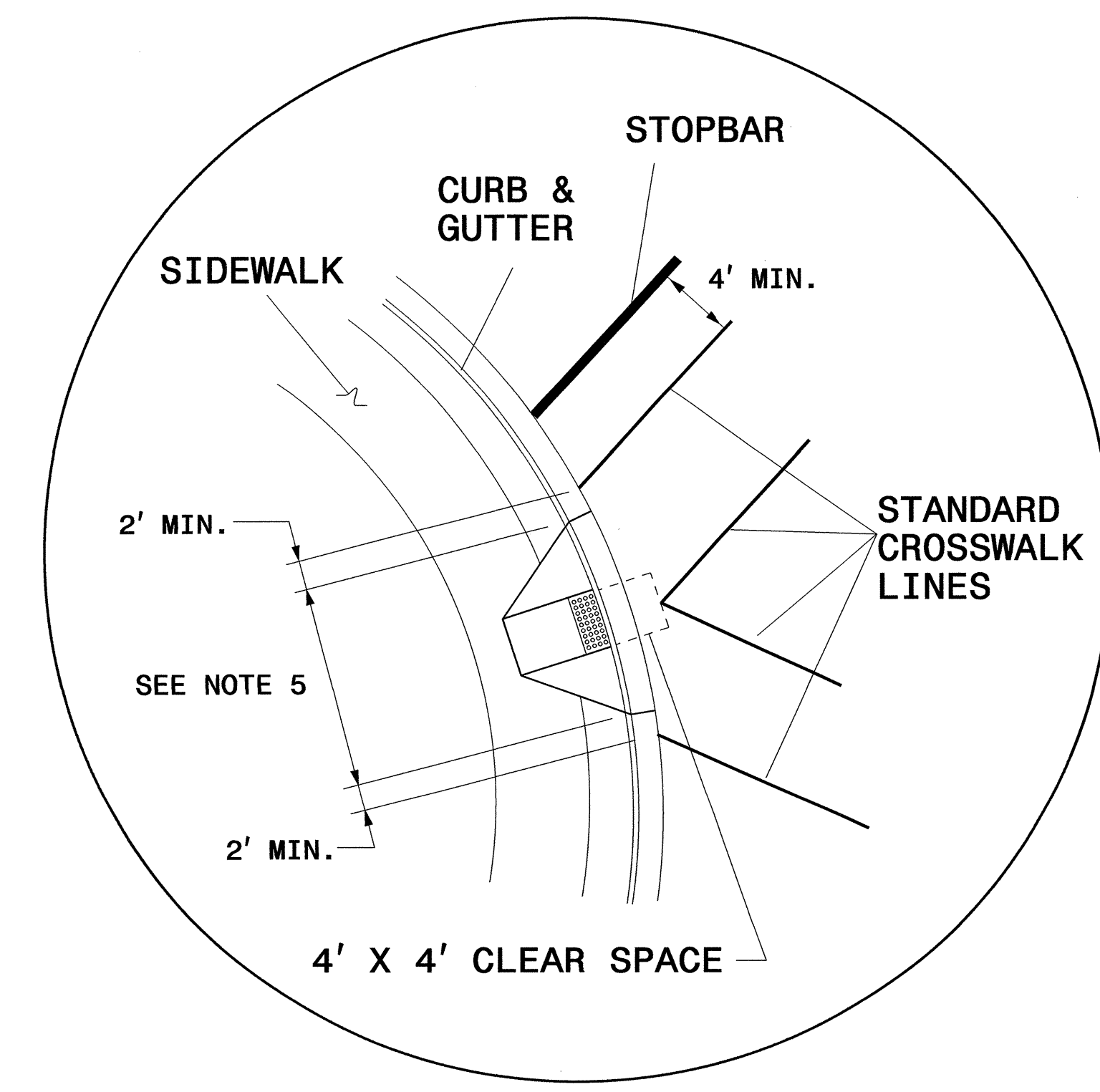
T.I.P.: U-2551

CONTRACT: C202815

TIP NO. U-2551	SHEET NO. PMP-2
APPROVED: <i>RWF</i>	DATE: 1/3/12
SEAL	



DETAIL 'A'- DUAL CURB RAMPS



DETAIL 'B'- SINGLE DIAGONAL CURB RAMP

GUIDANCE DETAIL FOR STANDARD AND HI-VISIBILITY CROSSWALKS AT SIGNALIZED OR STOP SIGN CONTROLLED INTERSECTIONS

1. USE DETAILS ABOVE AND THE FOLLOWING NOTES FOR GUIDANCE IN PLACING CROSSWALKS AND STOP BARS NOT STATIONED ON THE DETAIL SHEETS OR WHEN FIELD ADJUSTMENTS REQUIRED MOVING STATIONED MARKINGS AS DIRECTED BY THE ENGINEER. REFER TO NCDOT ROADWAY STANDARD DRAWINGS, MUTCD AND ADA STANDARDS FOR ADDITIONAL GUIDANCE.
2. SET BACK DISTANCE FROM INSIDE CROSSWALK MARKING TO NEAREST EDGE OF TRAVEL IS 4' MIN.
3. BEYOND THE CURB FACE, A CLEAR SPACE OF 4' X 4' MINIMUM SHALL BE PROVIDED WITHIN THE WIDTH OF THE CROSSWALK.
4. SINGLE DIAGONAL CURB RAMPS WITH FLARED SIDES SHALL HAVE A SEGMENT OF CURB 2 FEET LONG MINIMUM LOCATED ON EACH SIDE OF THE CURB RAMP AND WITHIN THE MARKED CROSSING, SEE DETAIL 'B'.
5. CURB RAMPS SHALL BE CONSTRUCTED IN ACCORDANCE TO THE LATEST NCDOT ROADWAY STANDARD DRAWINGS.

CROSSWALK AND STOP BAR PAVEMENT MARKING DETAIL

03 JAN 2012 11:57 P:\JIP\Projects\U-2551\Traffic\Signing\CADD\PMPS\U-2551_Sgn_PMP_01.txd

TIP NO.	SHEET NO.
U-2551	PMP-3
APPROVED: <i>RW7</i>	
DATE: 1/3/12	
SEAL	



PAVEMENT MARKING SCHEDULE

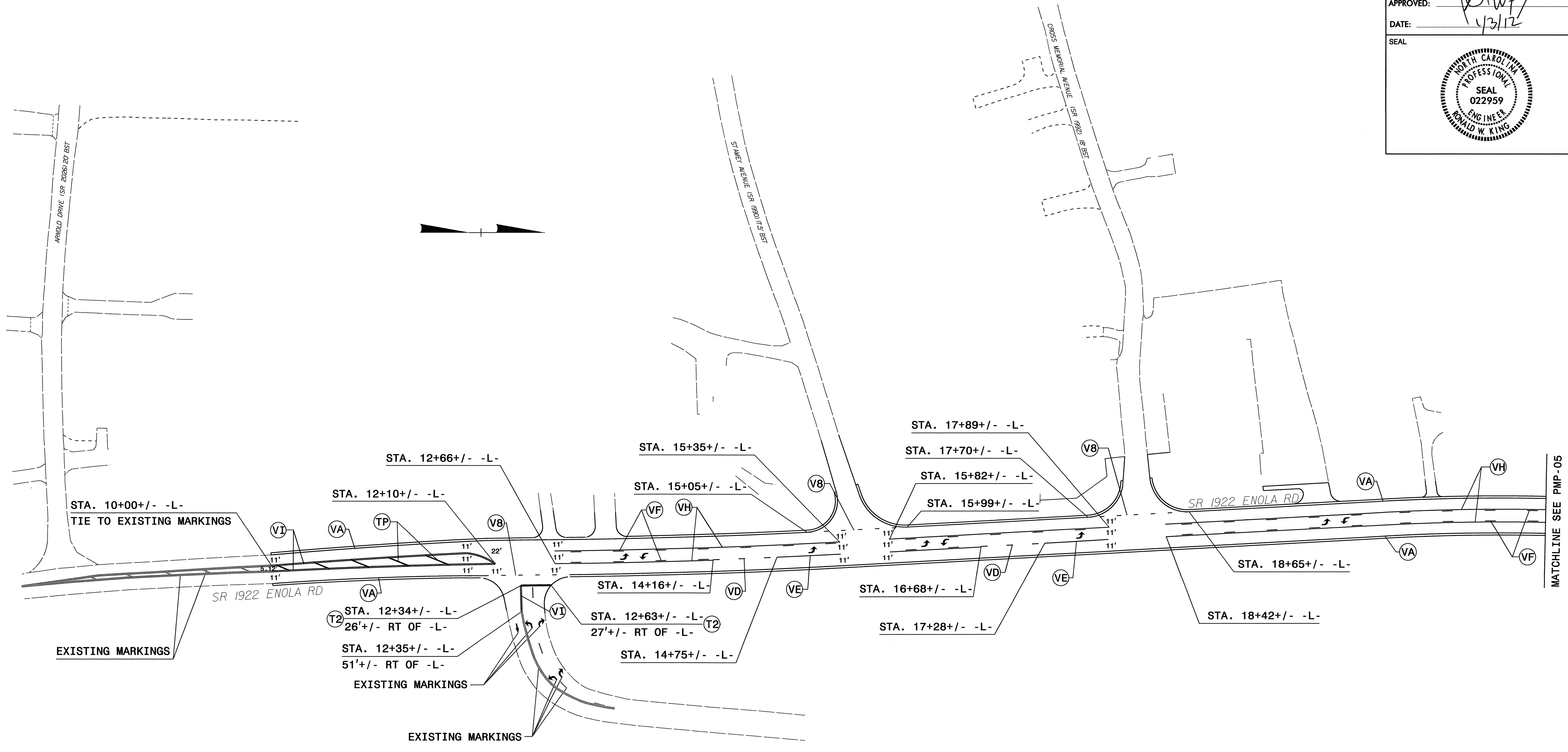
FINAL

SYMBOL	DESCRIPTION	PAVEMENT MARKINGS
		POLYUREA (12") Highly Reflective Elements
VS	WHITE GORELINE	
		THERMOPLASTIC(24", 120 MILS)
T2	WHITE STOPBAR	
		POLYUREA (4") Highly Reflective Elements
V8	2 FT. - 6 FT./SP WHITE MINISKIP	
VA	WHITE EDGELINE	
VB	YELLOW EDGELINE	
VC	10 FT. WHITE SKIP	
VD	3 FT. - 9 FT./SP WHITE MINISKIP	
VE	WHITE SOLID LANE LINE	
VF	10 FT. YELLOW SKIP	
VH	YELLOW SINGLE CENTER	
VI	YELLOW DOUBLE CENTER	
		POLYUREA (6") Highly Reflective Elements
V6	WHITE EDGELINE	
V7	YELLOW EDGELINE	
VJ	10 FT. WHITE SKIP	
VK	3 FT. - 9 FT./SP WHITE MINISKIP	
		THERMOPLASTIC(8", 120 MILS)
TQ	WHITE CROSSWALK LINE	
		THERMOPLASTIC(8", 90 MILS)
TP	YELLOW DIAGONAL	
		THERMOPLASTICPAVEMENT MARKING CHARACTER (120 MILS)
UI	ALPHANUMERIC CHAR.	
		THERMOPLASTICPAVEMENT MARKING SYMBOLS (90 MILS)
UA	LEFT TURN ARROW	
UB	RIGHT TURN ARROW	
UC	STRAIGHT ARROW	
UD	COMBO. STRAIGHT/LEFT	
UE	COMBO. STRAIGHT/RIGHT	
UP	MERGE ARROW	
		MARKERS
		SNOWPLOWABLE RAISED PAVEMENT MARKERS
ME	YELLOW & YELLOW	
MF	CRYSTAL & RED	












PAVEMENT MARKING SCHEDULE

03-JAN-2012 11:58
 P:\IP\Projects\U-2551\Tc\cf\c\Signing\CADD\PMPS\U-2551_Sgn_PMP_01tes.dgn
 gmdr\mezz AT 1E241795

TIP NO. U-2551	SHEET NO. PMP-04
APPROVED: 	
DATE: 4/3/12	
SEAL	
	




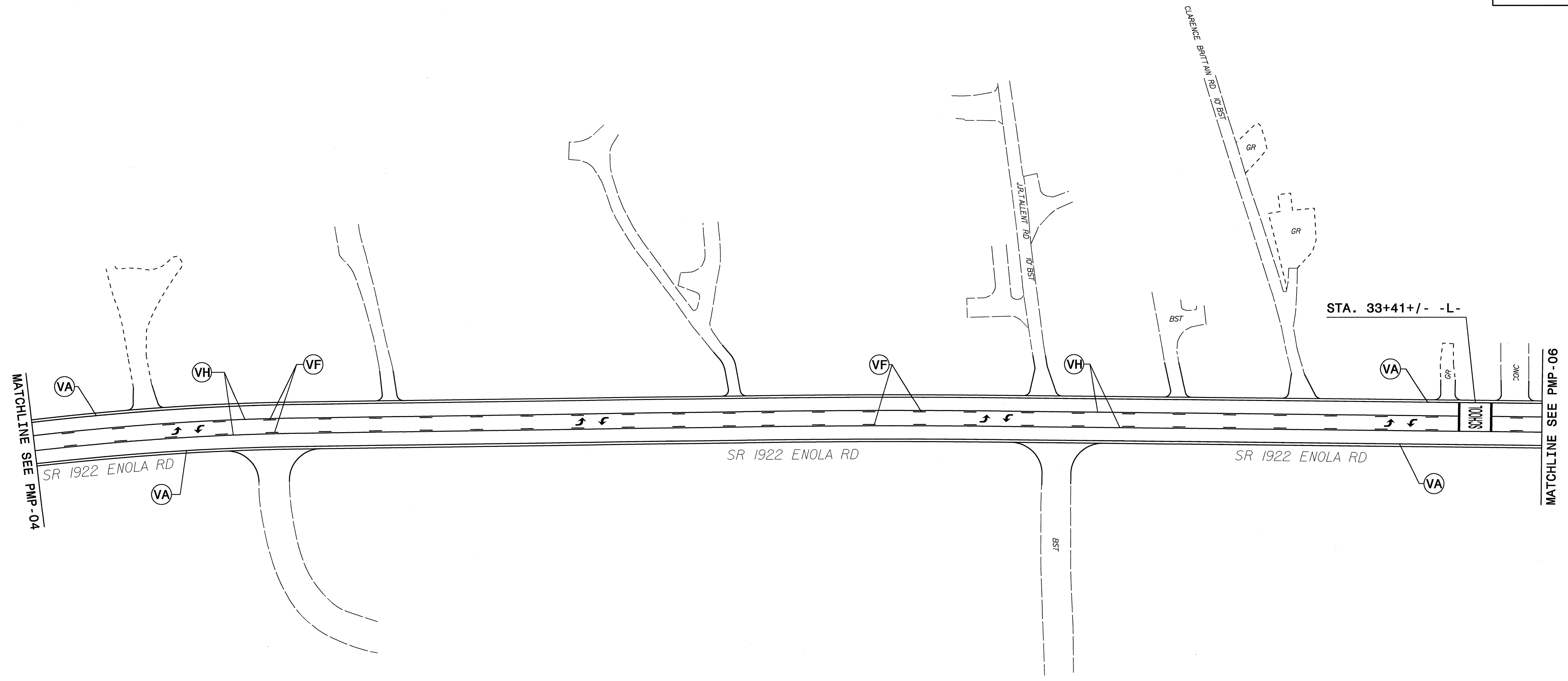

SYMBOL AND PAVEMENT MARKING LEGEND

THERMOPLASTIC:	POLYUREA:
 UA LEFT TURN ARROW	 VA WHITE EDGELINE (4")
 UB RIGHT TURN ARROW	 VD 3 FT. - 9 FT. /SP WHITE MINISKIP (4")
 T2 WHITE STOPBAR (24")	 VE WHITE LANE LINE (4")
 TP YELLOW DIAGONAL (8")	 VF 10 FT. YELLOW SKIP (4")
	 VH YELLOW SINGLE CENTER (4")
	 VI YELLOW DOUBLE CENTER (4")
	 V8 2 FT. - 6 FT. /SP WHITE MINISKIP (4")

**ENOLA ROAD
PAVEMENT MARKING DETAILS**





03 JAN 2012 11:58
 P:\Projects\2012\U-2551\Drawings\CAD\Drawings\U-2551_Sgn_PMP_04.dgn
 J:\mnt\jmsz_at_112777.dwg

TIP NO. U-2551	SHEET NO. PMP-05
APPROVED: <i>RW</i>	
DATE: 1/3/12	
SEAL	
	






SYMBOL AND PAVEMENT MARKING LEGEND

THERMOPLASTIC:


-  UA LEFT TURN ARROW
-  UB RIGHT TURN ARROW
-  SCHOOL UI ALPHANUMERIC CHAR.
-  T2 WHITE STOPBAR (24")

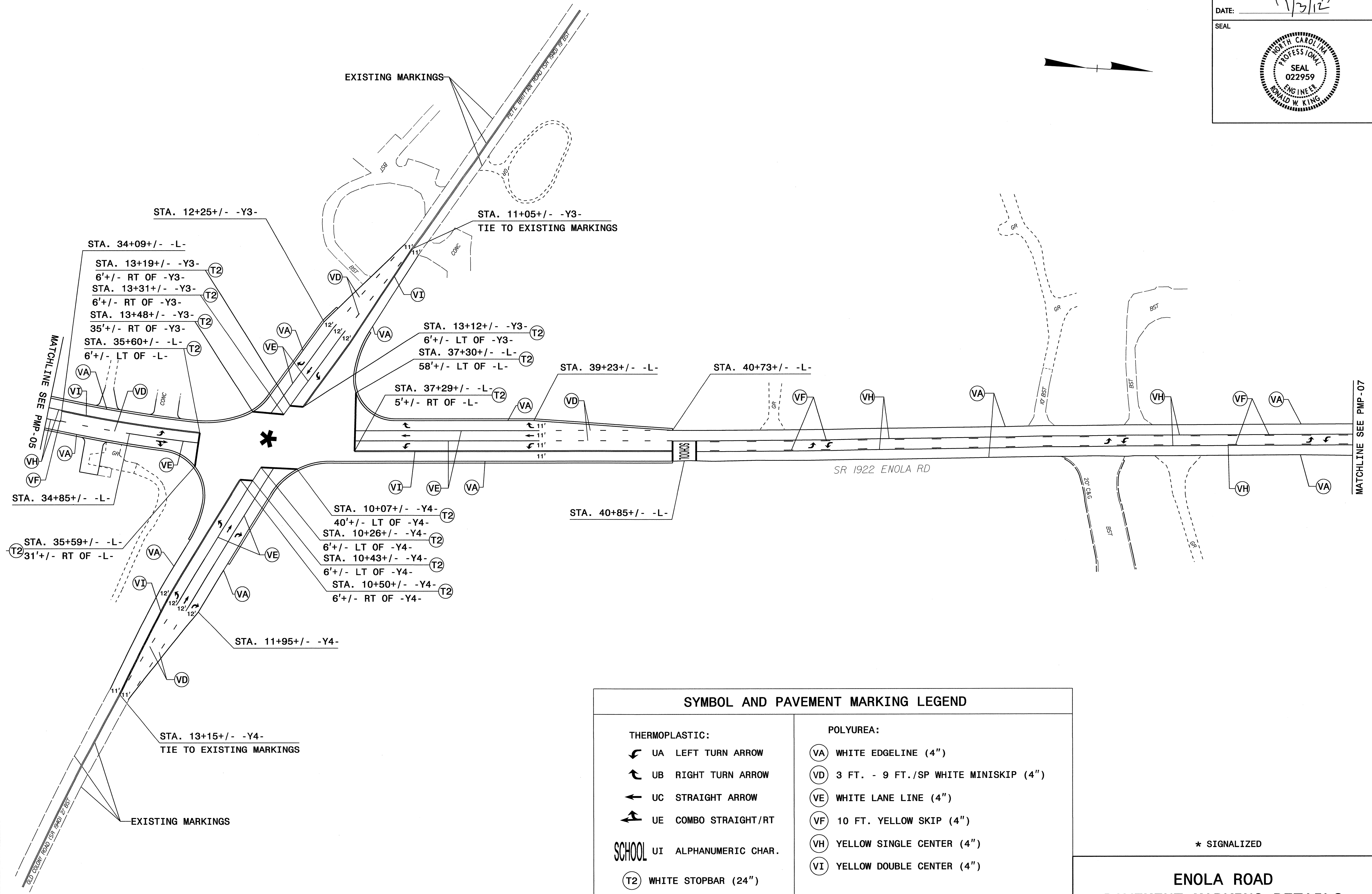

POLYUREA:

-  VA WHITE EDGELINE (4")
-  VF 10 FT. YELLOW SKIP (4")
-  VH YELLOW SINGLE CENTER (4")

**ENOLA ROAD
PAVEMENT MARKING DETAILS**

03 JAN 2012 11:59
 J:\Projects\2551\Drawings\Signing\CADD\PMPS\U-2551_Sgn_PMP_05.dgn
 jgimartinez AT YE247745

TIP NO. U-2551	SHEET NO. PMP-06
APPROVED: <i>RW4</i>	
DATE: 1/3/12	
SEAL	
	




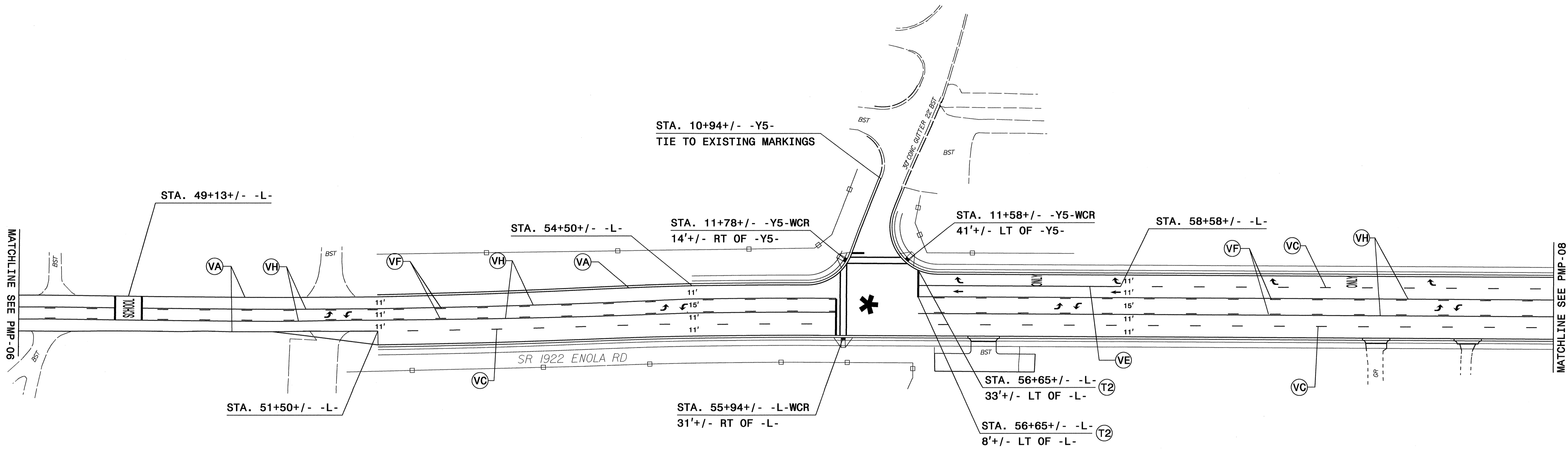

SYMBOL AND PAVEMENT MARKING LEGEND	
THERMOPLASTIC:	POLYUREA:
UA LEFT TURN ARROW	VA WHITE EDGELINE (4")
UB RIGHT TURN ARROW	VD 3 FT. - 9 FT./SP WHITE MINISKIP (4")
UC STRAIGHT ARROW	VE WHITE LANE LINE (4")
UE COMBO STRAIGHT/RT	VF 10 FT. YELLOW SKIP (4")
SCHOOL UI ALPHANUMERIC CHAR.	VH YELLOW SINGLE CENTER (4")
T2 WHITE STOPBAR (24")	VI YELLOW DOUBLE CENTER (4")

* SIGNALIZED

**ENOLA ROAD
PAVEMENT MARKING DETAILS**

03 JAN 2012 12:00 U:\2551\T_e\ff\ic\Signing\CADD\PMPS\U-2551_Sgn_PMP_06.dgn
 igmartinez AT 1/24/12

TIP NO. U-2551	SHEET NO. PMP-07
APPROVED: <i>RWT</i>	
DATE: 4/3/12	
SEAL	
	

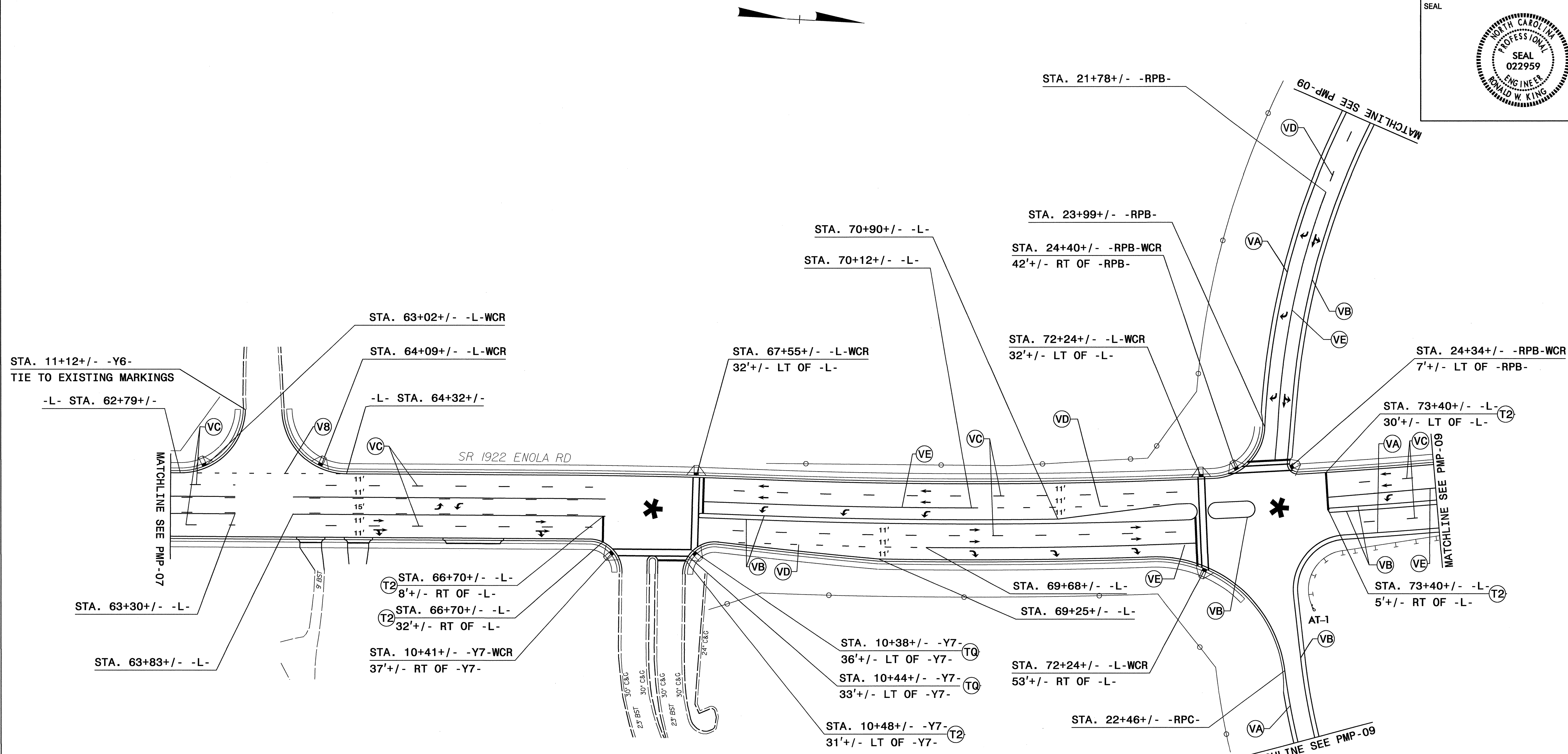


SYMBOL AND PAVEMENT MARKING LEGEND	
THERMOPLASTIC:	
	UA LEFT TURN ARROW
	UB RIGHT TURN ARROW
	UC STRAIGHT ARROW
	UI ALPHANUMERIC CHAR.
	(T2) WHITE STOPBAR (24")
	(TQ) WHITE CROSSWALK LINE (8")
POLYUREA:	
	(VA) WHITE EDGELINE (4")
	(VC) 10 FT. WHITE SKIP (4")
	(VE) WHITE LANE LINE (4")
	(VF) 10 FT. YELLOW SKIP (4")
	(VH) YELLOW SINGLE CENTER (4")

* SIGNALIZED

**ENOLA ROAD
PAVEMENT MARKING DETAILS**

03_HAN_2012_12:01 \\N\2551\T_effic\Signing\CADD\PMPS\U-2551_Sgn_PMP_07.dgn
 U:\2551\T_effic\Signing\CADD\PMPS\U-2551_Sgn_PMP_07.dgn
 U:\2551\T_effic\Signing\CADD\PMPS\U-2551_Sgn_PMP_07.dgn



SYMBOL AND PAVEMENT MARKING LEGEND

THERMOPLASTIC:	POLYUREA:
UA LEFT TURN ARROW	(V6) WHITE EDGELINE (6")
UB RIGHT TURN ARROW	(V7) YELLOW EDGELINE (6")
UC STRAIGHT ARROW	(V8) 2FT.-6FT./SP WHITE MINISKIP (4")
UD COMBO STRAIGHT/LT	(VA) WHITE EDGELINE (4")
UE COMBO STRAIGHT/RT	(VB) YELLOW EDGELINE (4")
(T2) WHITE STOPBAR (24")	(VC) 10 FT. WHITE SKIP (4")
(TQ) WHITE CROSSWALK LINE (8")	(VD) 3 FT. - 9 FT./SP WHITE MINISKIP (4")
	(VE) WHITE SOLID LANE LINE (4")

* SIGNALIZED

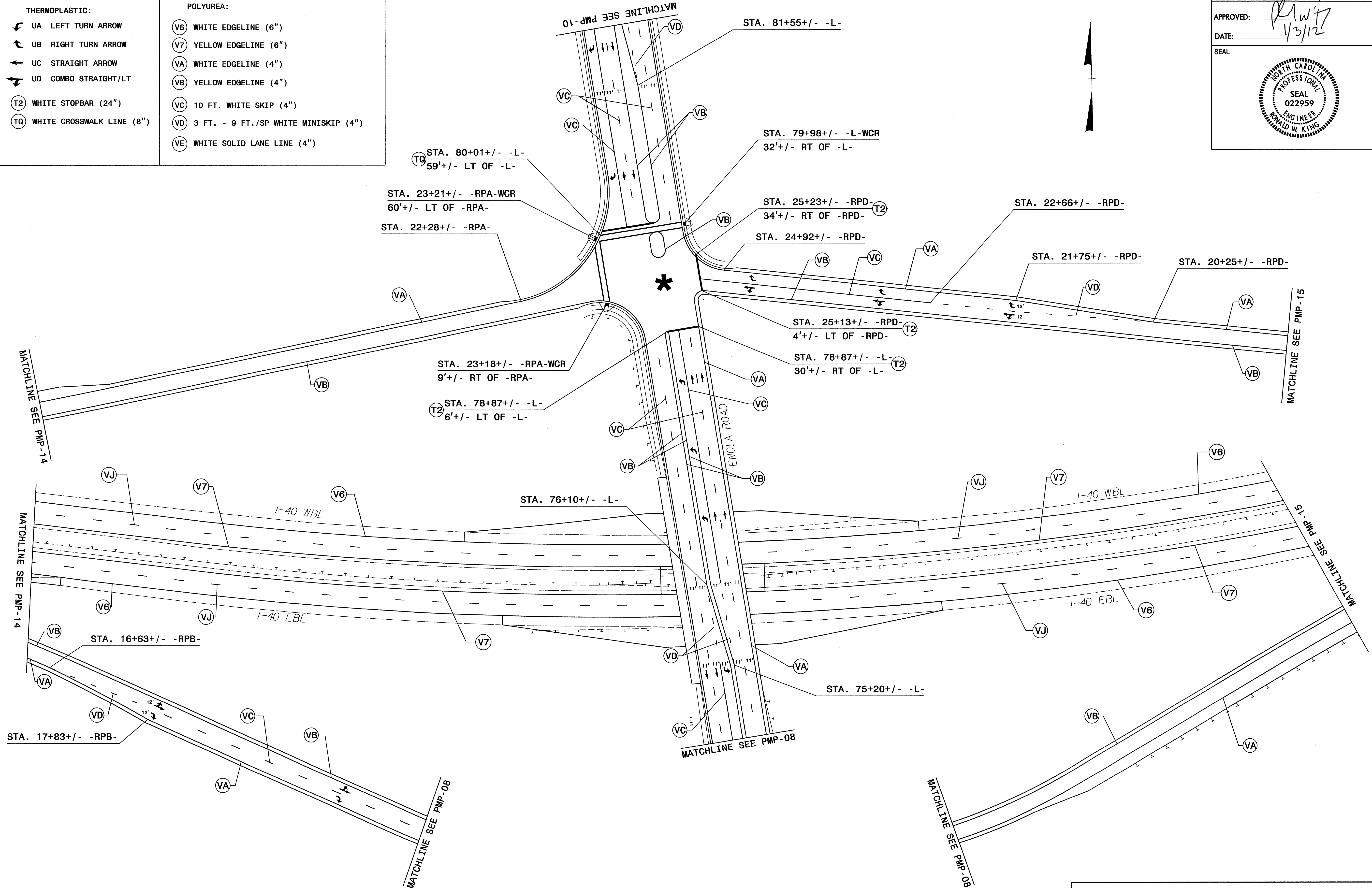

**ENOLA ROAD
PAVEMENT MARKING DETAILS**

03-JAN-2012 12:06
 P:\Projects\02551\Teff\cadd\pmp\pmp_08.dgn
 jgmarquez

SYMBOL AND PAVEMENT MARKING LEGEND



THERMOPLASTIC:	POLYUREA:
UA LEFT TURN ARROW	(V6) WHITE EDGELINE (6")
UB RIGHT TURN ARROW	(V7) YELLOW EDGELINE (6")
UC STRAIGHT ARROW	(VA) WHITE EDGELINE (4")
UD COMBO STRAIGHT/LT	(VB) YELLOW EDGELINE (4")
(T2) WHITE STOPBAR (24")	(VC) 10 FT. WHITE SKIP (4")
(TQ) WHITE CROSSWALK LINE (8")	(VD) 3 FT. - 9 FT./SP WHITE MINISKIP (4")
	(VE) WHITE SOLID LANE LINE (4")

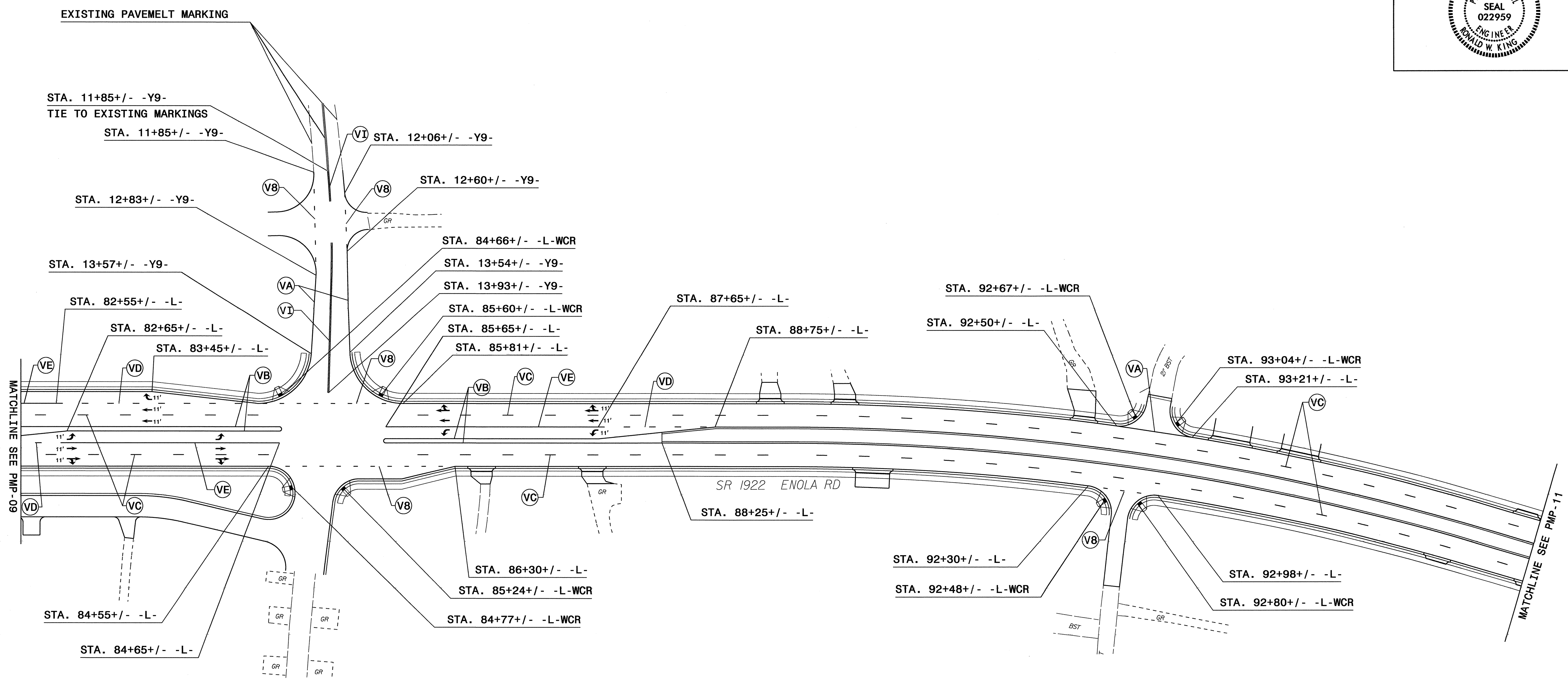

TIP NO. U-2551	SHEET NO. PMP-09
APPROVED: <i>R.W.T.</i>	
DATE: 1/3/12	
SEAL	














03-JAN-2012 16:07
 P:\PMP\2012\U-2551\I-40\Enola\I-40\Enola\I-40\Enola.dgn
 Jgmar-tinez

**ENOLA ROAD / I 40
PAVEMENT MARKING DETAILS**

TIP NO. U-2551	SHEET NO. PMP-10
APPROVED: 	
DATE: 4/3/12	
SEAL	
	




SYMBOL AND PAVEMENT MARKING LEGEND	
THERMOPLASTIC:	
	UA LEFT TURN ARROW
	UB RIGHT TURN ARROW
	UC STRAIGHT ARROW
	UE COMBO STRAIGHT/RT
POLYUREA:	
	VA WHITE EDGELINE (4")
	VB YELLOW EDGELINE (4")
	VC 10 FT. WHITE SKIP (4")
	VD 3 FT. - 9 FT./SP WHITE MINISKIP (4")
	VE WHITE SOLID LANE LINE (4")
	VI YELLOW DOUBLE CENTER (4")
	VB 2 FT. - 6 FT./SP WHITE MINISKIP (4")

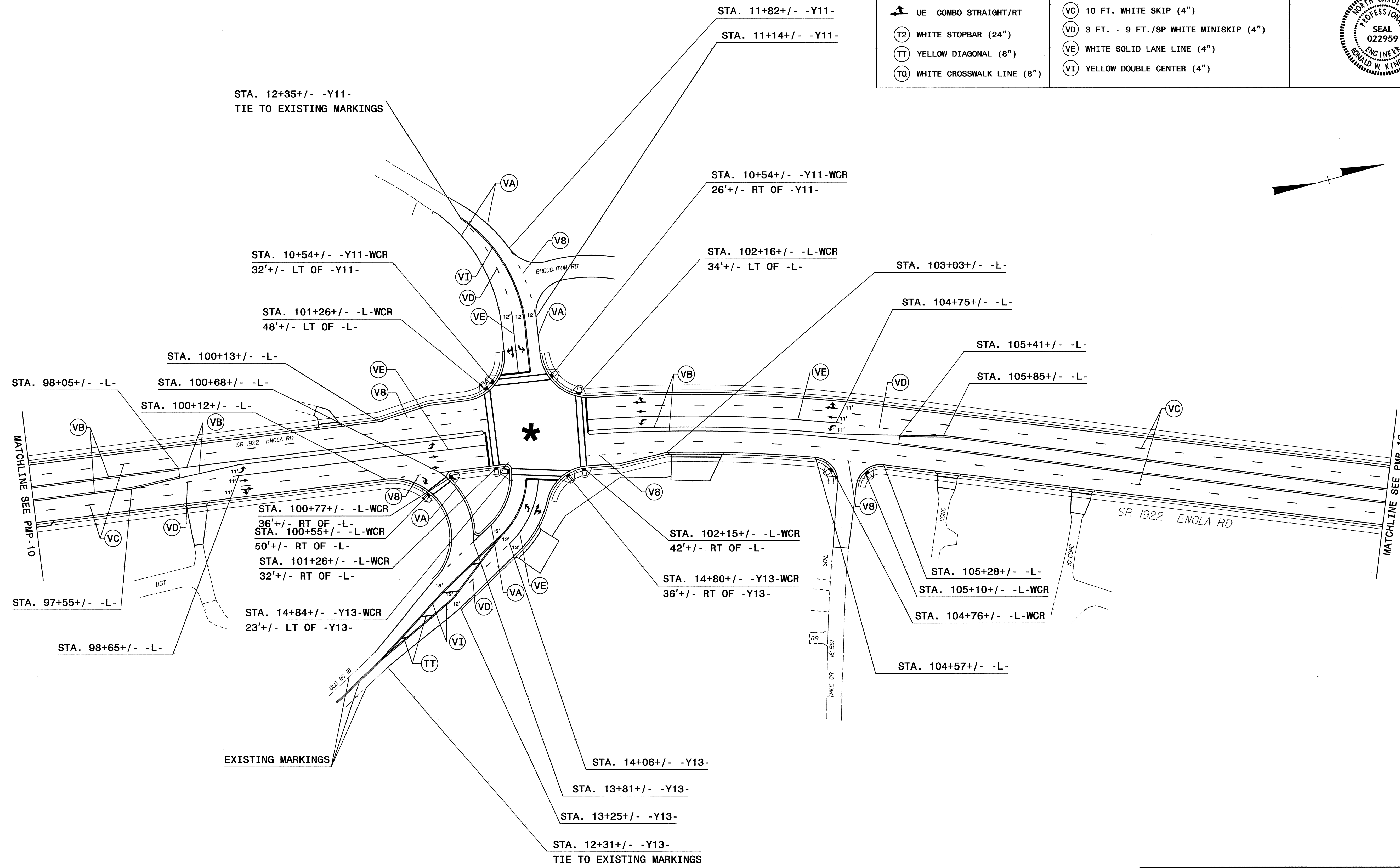

**ENOLA ROAD
PAVEMENT MARKING DETAILS**

03 JAN 2012 12:14
 P:\Projects\2551\Drawings\Road\Add\PMPS\U-2551_Sgn_PMP_10.dgn
 jgmer-tinez AT 1/27/12

SYMBOL AND PAVEMENT MARKING LEGEND

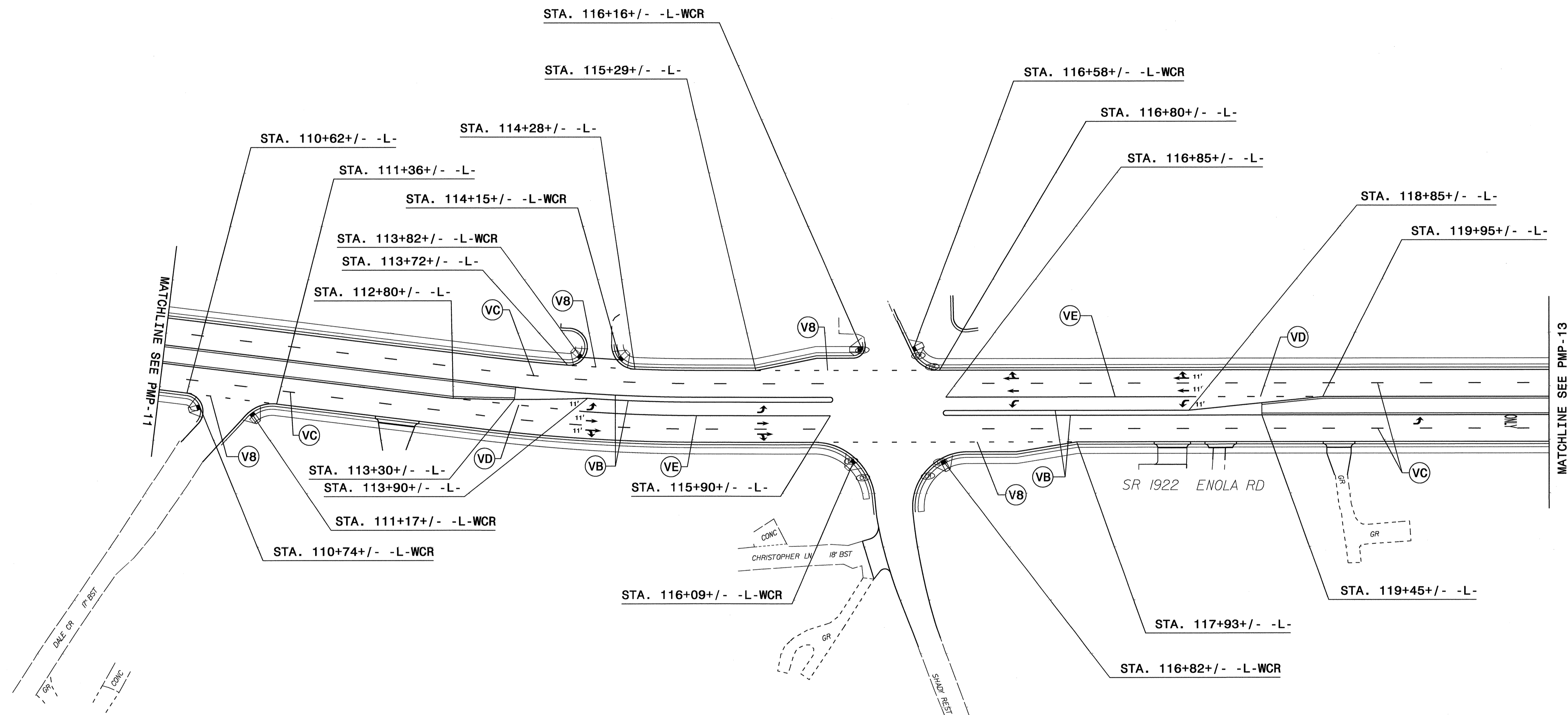
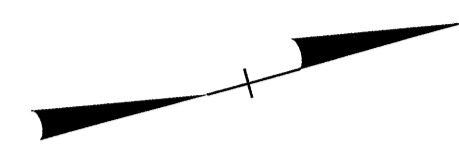
THERMOPLASTIC:		POLYUREA:	
UA	LEFT TURN ARROW	VB	2 FT. - 6 FT./SP WHITE MINISKIP (4")
UB	RIGHT TURN ARROW	VA	WHITE EDGELINE (4")
UC	STRAIGHT ARROW	VB	YELLOW EDGELINE (4")
UE	COMBO STRAIGHT/RT	VC	10 FT. WHITE SKIP (4")
T2	WHITE STOPBAR (24")	VD	3 FT. - 9 FT./SP WHITE MINISKIP (4")
TT	YELLOW DIAGONAL (8")	VE	WHITE SOLID LANE LINE (4")
TQ	WHITE CROSSWALK LINE (8")	VI	YELLOW DOUBLE CENTER (4")

TIP NO. U-2551	SHEET NO. PMP-11
APPROVED: <i>[Signature]</i>	
DATE: 4/3/12	
SEAL	
	



**ENOLA ROAD
PAVEMENT MARKING DETAILS**

P:\JAN_2012\1215...
 P:\TIP_U-2551\...
 Jgmar-tme2



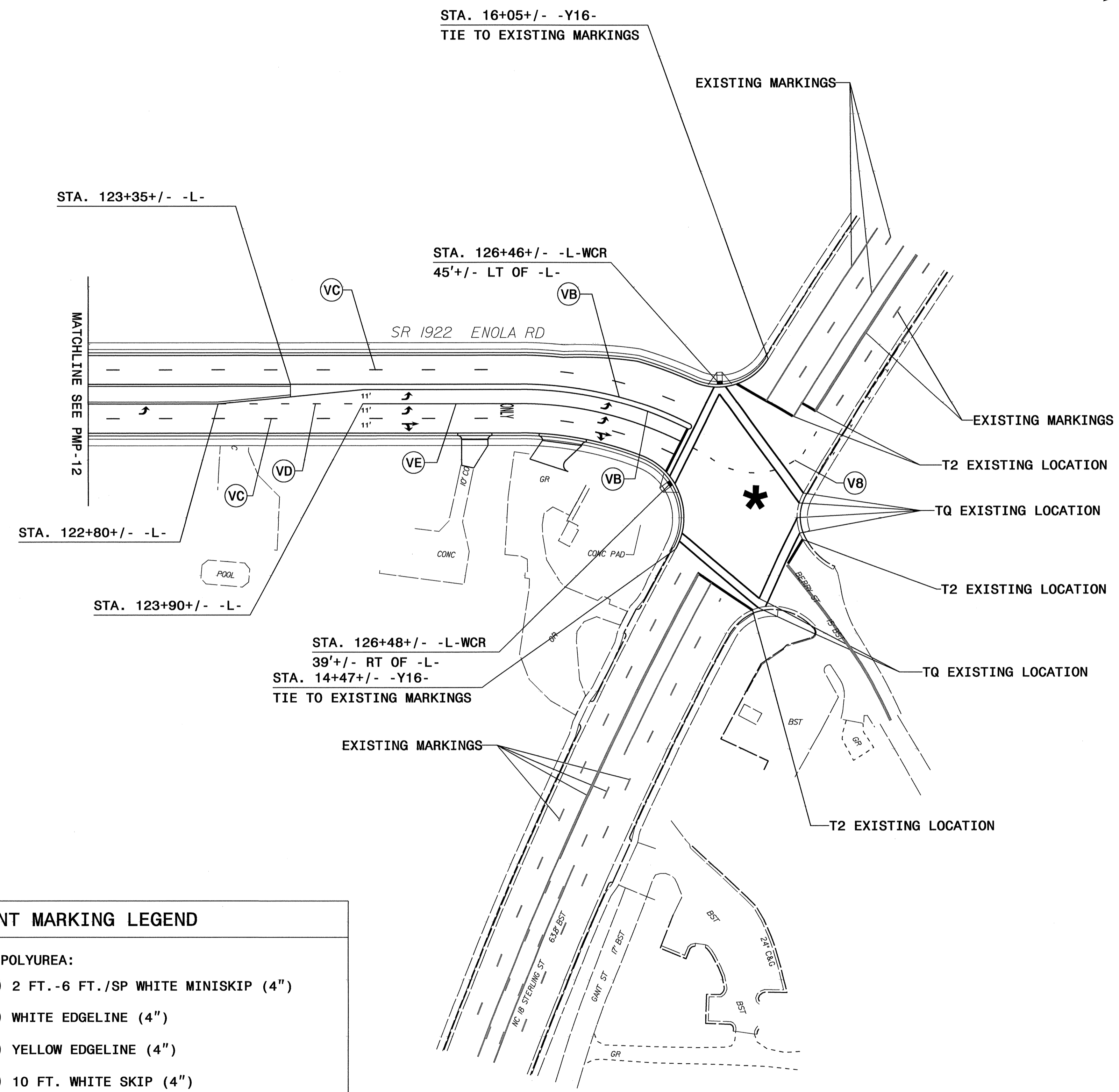

THERMOPLASTIC:	POLYUREA:
UA LEFT TURN ARROW	VA WHITE EDGELINE (4")
UC STRAIGHT ARROW	VB YELLOW EDGELINE (4")
UE COMBO STRAIGHT/RT	VC 10 FT. WHITE SKIP (4")
ONLY UI ALPHANUMERIC CHAR.	VD 3 FT. - 9 FT./SP WHITE MINISKIP (4")
	VE WHITE SOLID LANE LINE (4")
	V8 2 FT. - 6 FT./SP WHITE MINISKIP (4")

**ENOLA ROAD
PAVEMENT MARKING DETAILS**

P:\M\2012\1216\U2551\Teffric\CADD\PMPS\U-2551_Sgn_PMP_12.dgn
 P:\M\2012\1216\U2551\Teffric\CADD\PMPS\U-2551_Sgn_PMP_12.dgn
 1/3/12 10:58:11 AM

APPROVED: *[Signature]*
DATE: 1/3/12

SEAL



SYMBOL AND PAVEMENT MARKING LEGEND

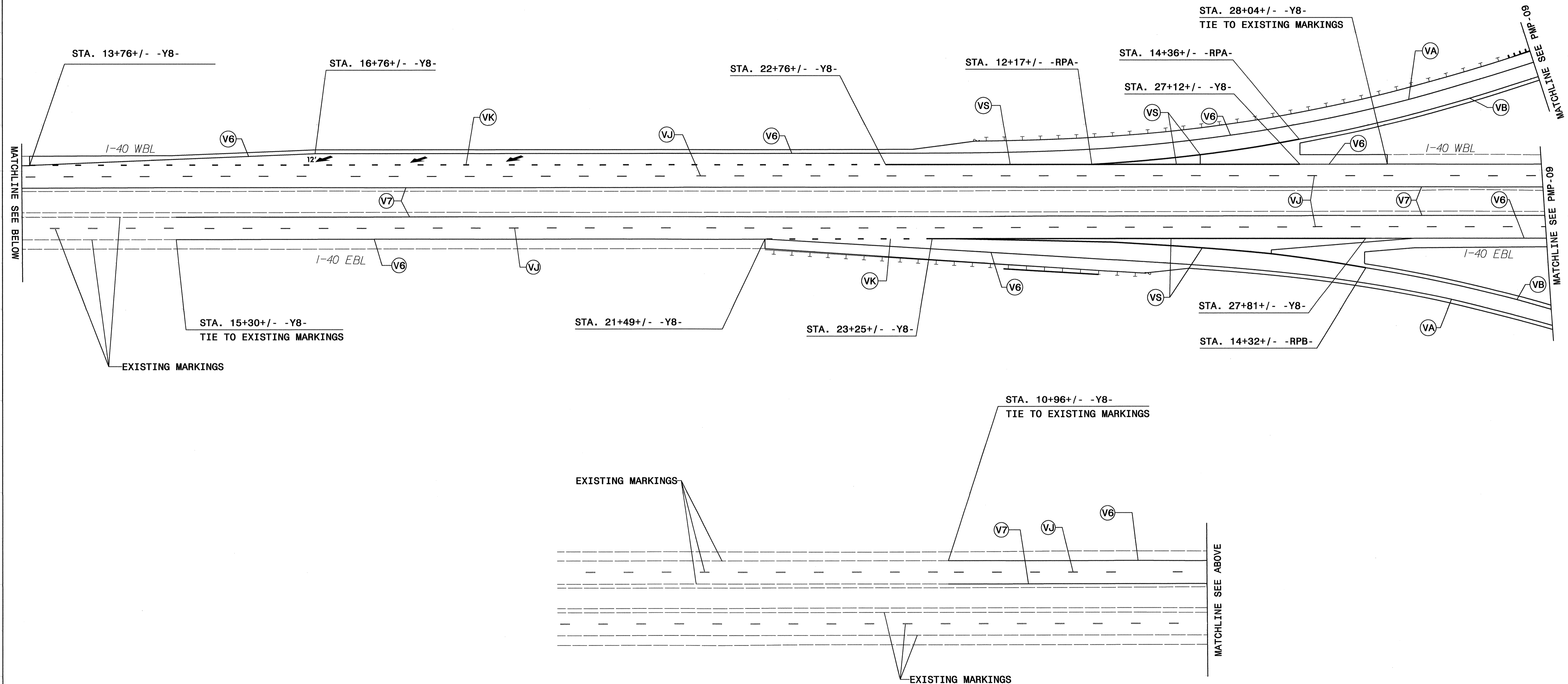
THERMOPLASTIC:		POLYUREA:	
	UA LEFT TURN ARROW		V8 2 FT. - 6 FT. / SP WHITE MINISKIP (4'')
	UE COMBO STRAIGHT/RT		VA WHITE EDGELINE (4'')
ONLY	UI ALPHANUMERIC CHAR.		VB YELLOW EDGELINE (4'')
	T2 WHITE STOPBAR (24'')		VC 10 FT. WHITE SKIP (4'')
	TQ WHITE CROSSWALK LINE (8'')		VD 3 FT. - 9 FT. / SP WHITE MINISKIP (4'')
			VE WHITE SOLID LANE LINE (4'')

* SIGNALIZED

**ENOLA ROAD
PAVEMENT MARKING DETAILS**

P:\TIP\U-2551\JUN12551\TIP\office\CADD\PMPS\U-2551_Sgn_PMP_13.dgn
 Jgmer-tme2
 At 1/2/12 10:56

TIP NO. U-2551	SHEET NO. PMP-14
APPROVED: <i>[Signature]</i>	
DATE: 4/3/12	
SEAL	



SYMBOL AND PAVEMENT MARKING LEGEND


THERMOPLASTIC:
 UC STRAIGHT ARROW
 UP MERGE ARROW

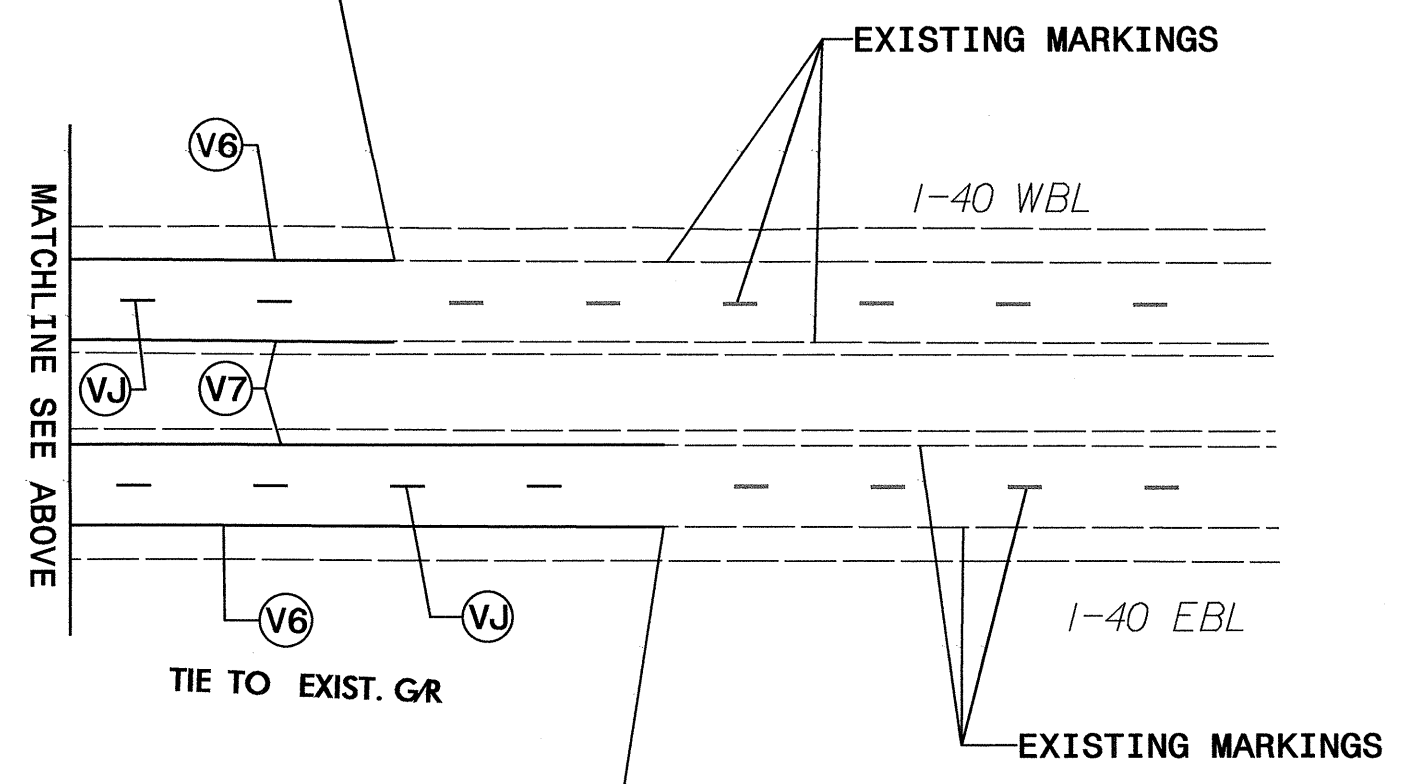
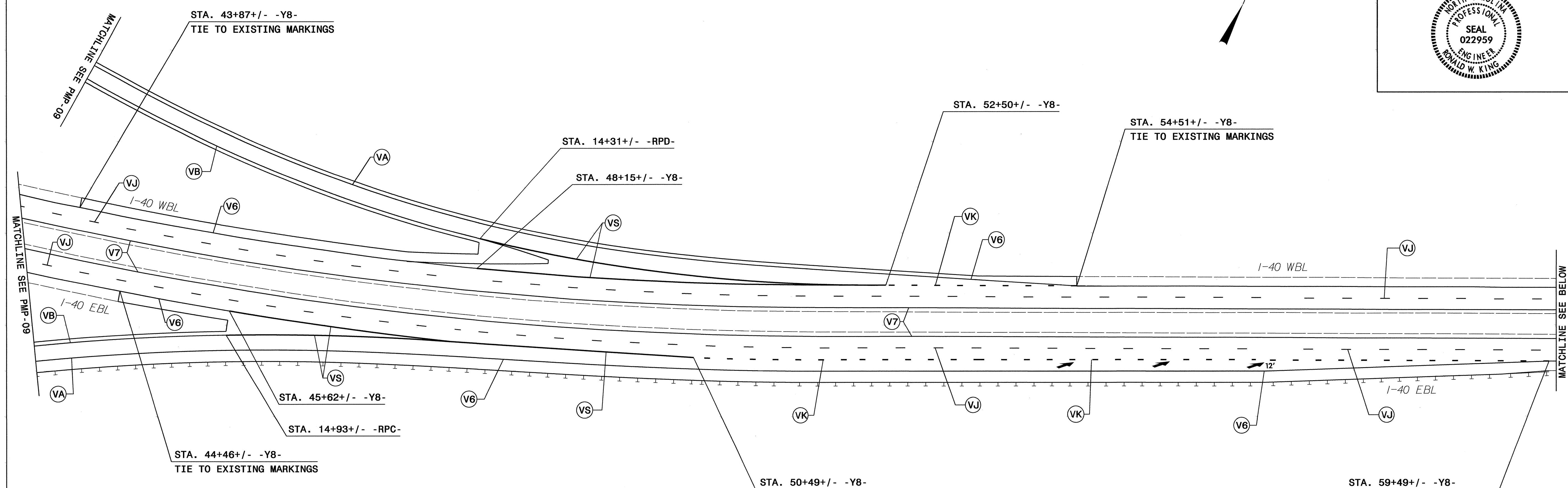
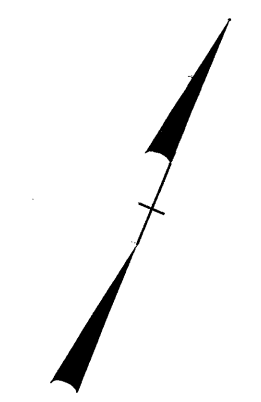
POLYUREA:
 (V6) WHITE EDGELINE (6")
 (V7) YELLOW EDGELINE (6")
 (VA) WHITE EDGELINE (4")
 (VB) YELLOW EDGELINE (4")
 (VJ) 10 FT. WHITE SKIP (6")
 (VK) 3 FT.-9 FT./SP WHITE MINISKIP (6")
 (VS) WHITE GORELINE (12")

* SIGNALIZED

**I-40
PAVEMENT MARKING DETAILS**

03-MNH-2012 (2)48
 P:\TIP\Projects\U-2551\Signing\CADD\PMPS\U-2551_Sgn_PMP_14.dgn
 jgmar-trnez AT 11/24/12

TIP NO. U-2551	SHEET NO. PMP-15
APPROVED: <i>[Signature]</i>	
DATE: 1/3/12	
SEAL	
	



SYMBOL AND PAVEMENT MARKING LEGEND

THERMOPLASTIC:	POLYUREA:
← UC STRAIGHT ARROW	(V6) WHITE EDGELINE (6")
↗ UP MERGE ARROW	(V7) YELLOW EDGELINE (6")
	(VA) WHITE EDGELINE (4")
	(VB) YELLOW EDGELINE (4")
	(VJ) 10 FT. WHITE SKIP (6")
	(VK) 3 FT.-9 FT./SP WHITE MINISKIP (6")
	(VS) WHITE GORELINE (12")

**I-40
PAVEMENT MARKING DETAILS**

03-JAN-2012 12:49
 P:\TIP\Projects\U-2551\TIP\Office\Signing\CADD\PMPS\U-2551_Sgn_PMP_15.dgn
 jsmartinez AT