

STATE OF NORTH CAROLINA
DEPARTMENT OF TRANSPORTATION

TIP NO. R-3825A	SHEET NO. SIGN-1
APPROVED: <i>Yman Alquadwah</i>	
DATE: 11-14-11	
SEAL	

SIGNING PLAN
JOHNSTON COUNTY

LOCATION: NC 42 FROM US 70 IN CLAYTON TO 0.31 MI
EAST OF SR 1902 (GLEN LAUREL RD)

T.I.P.: R-3825A

CONTRACT: C202786

ROADWAY STANDARD DRAWING

THE FOLLOWING ROADWAY STANDARDS AS APPEAR IN "ROADWAY STANDARD DRAWINGS" - PROJECT SERVICES UNIT - N.C. DEPARTMENT OF TRANSPORTATION - RALEIGH, N.C., DATED JANUARY 2012 ARE APPLICABLE TO THIS PROJECT AND BY REFERENCE HEREBY ARE CONSIDERED A PART OF THESE PLANS:

STD. NO.	TITLE
901.50	ARROWS AND SHIELDS
904.10	ORIENTATION OF GROUND MOUNTED SIGNS
904.50	MOUNTING OF TYPE 'D', 'E' AND 'F' SIGNS ON 'U' CHANNEL POSTS

PROJECT NOTES

1. DISPOSEAL OF SIGN SYSTEM, U CHANNEL
2. SIGN ERECTION, RELOCATED, TYPE "E" SIGN
3. DISPOSEAL OF SUPPORT, U CHANNEL

GENERAL NOTES

- . SIGNS FURNISHED BY STATE
- . ALL TYPE 'D' SIGNS SHALL BE MOUNTED ON TWO U-CHANNEL POSTS UNLESS OTHERWISE INDICATED ON THE PLANS.
- . IF REMOVAL OR RELOCATION OF SIGNS ON PRIVATE STREET (NON-STATE MAINTAINED) IS REQUIRED DUE TO CONSTRUCTION, THE CONTRACTOR SHALL INFORM THE ENGINEER. THE WORK WILL BE COMPLETED BY OTHERS.
- . SIGNING PLANS DO NOT INCLUDE TEMPORARY CONSTRUCTION SIGNING OR PAVEMENT MARKINGS. SEE TRAFFIC CONTROL PLANS.
- . WHEN NOT STATIONED OR DIMENSIONED ON PLANS, ALL 'E' AND 'F' SIGNS SHALL BE FIELD LOCATED BY THE ENGINEER
- . ALL EXISTING SIGNS ON "U" CHANNEL POST WITHIN THE PROJECT LIMITS SHALL BE REMOVED AND DISPOSED OF UNLESS OTHERWISE NOTED ON PLANS.
- . WHEN EXISTING SIGNS ARE REMOVED AND INSTALLED ON NEW SUPPORTS, THE RE-ERECTION SHALL IMMEDIATELY FOLLOW THE REMOVAL.
- . THE BACKGROUND FOR TYPE E & F SIGNS SHALL BE TYPE C REFLECTIVE SHEETING.
- . SEE ROADWAY PLANS FOR GUARD/GUIDE RAIL DETAILS.

SUMMARY OF QUANTITIES

ITEM NO.		ITEM DESCRIPTION	QUANTITY	UNIT
DESC. NO.	SECT. NO.			
4072000000	903	SUPPORTS, 3 LB STEEL U-CHANNEL	1244	L.F.
4096000000	904	SIGN ERECTION, TYPE D	4	EA.
4102000000	904	SIGN ERECTION, TYPE E	49	EA.
4108000000	904	SIGN ERECTION, TYPE F	10	EA.
4116100000	904	SIGN ERECTION, RELOCATE SIGN, TYPE E	1	EA.
4155000000	907	DISPOSAL OF SIGN SYSTEM, U-CHANNEL	26	EA.
4192000000	907	DISPOSAL OF SUPPORT, U-CHANNEL	1	EA.


INDEX

SHEET NO.	DESCRIPTION
SIGN-1	TITLE SHEET
SIGN-2A	TYPE "D" SIGN DESIGNS
SIGN-2B-2C-2D	E AND F SHEETS
SIGN-3-9	SIGN DETAIL SHEETS


PLAN PREPARED BY: N.C.D.O.T. SIGNING AND DELINEATION UNIT

AYMAN ALQUADWAH, PE, CPM SIGNING & DELINEATION REGIONAL ENGINEER

BASIR A. RASHID SIGNING & DELINEATION PROJECT DESIGN ENGINEER



TIP NO. R-3825A	SHEET NO. SIGN-2A
APPROVED: <i>[Signature]</i>	
DATE: 11-14-11	
SEAL	



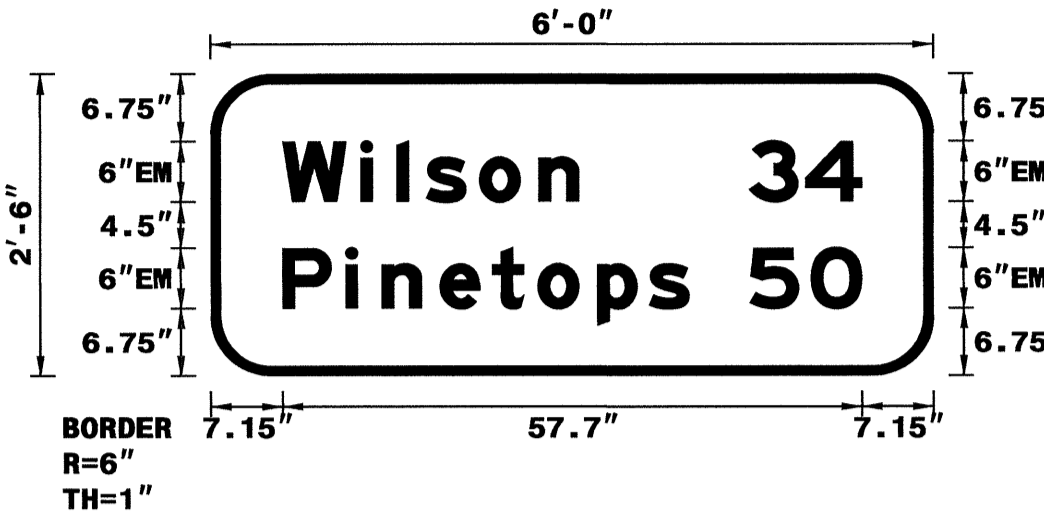
SIGN NUMBER: 301
TYPE: D
QUANTITY: 1
SIGN WIDTH: 6'-0"
HEIGHT: 2'-6"
TOTAL AREA: 15.0 Sq.Ft.
BORDER TYPE: FLUSH
RECESS: 0"
WIDTH: 1"
RADIUS: 6"
NO. Z BARS: 1
LENGTH: 1

BACKG COLOR: Green
COPY COLOR: White

SYMBOL	X	Y	WID	HT

MAT'L: 0.125" (3.2 mm) ALUMINUM

DESIGN BY: B. RASHID
PROJECT ID: R-3825A
CHECKED BY:
DIV: 4
DATE: Sep 09, 2010



USE NOTES: 1,2
1. Legend and border shall be direct applied Grade C sheeting.
2. Background shall be Grade C reflective sheeting.

Spacing Factor is 1 unless specified otherwise

LETTER POSITIONS

Letter spacings are to start of next letter

Series/Size	Text Length
EM 2000	57.7
EM 2000	57.7

FILENAME: R_Sgn_Sgn_Designs NORTH CAROLINA D.O.T. SIGN DETAIL


SIGN NUMBER: 302
TYPE: D
QUANTITY: 1
SIGN WIDTH: 4'-0"
HEIGHT: 2'-0"
TOTAL AREA: 8.0 Sq.Ft.
BORDER TYPE: FLUSH
RECESS: 0"
WIDTH: 0.75"
RADIUS: 3"
NO. Z BARS: 1
LENGTH: 1

BACKG COLOR: Green
COPY COLOR: White

SYMBOL	X	Y	WID	HT

MAT'L: 0.125" (3.2 mm) ALUMINUM

DESIGN BY: B. RASHID
PROJECT ID: R-3825A
CHECKED BY:
DIV: 4
DATE: Sep 09, 2010



USE NOTES: 1,2
1. Legend and border shall be direct applied Grade C sheeting.
2. Background shall be Grade C reflective sheeting.

Spacing Factor is 1 unless specified otherwise

LETTER POSITIONS

Letter spacings are to start of next letter

Series/Size	Text Length
D 2000	34.6
D 2000	27.5

FILENAME: R_Sgn_Sgn_Designs NORTH CAROLINA D.O.T. SIGN DETAIL

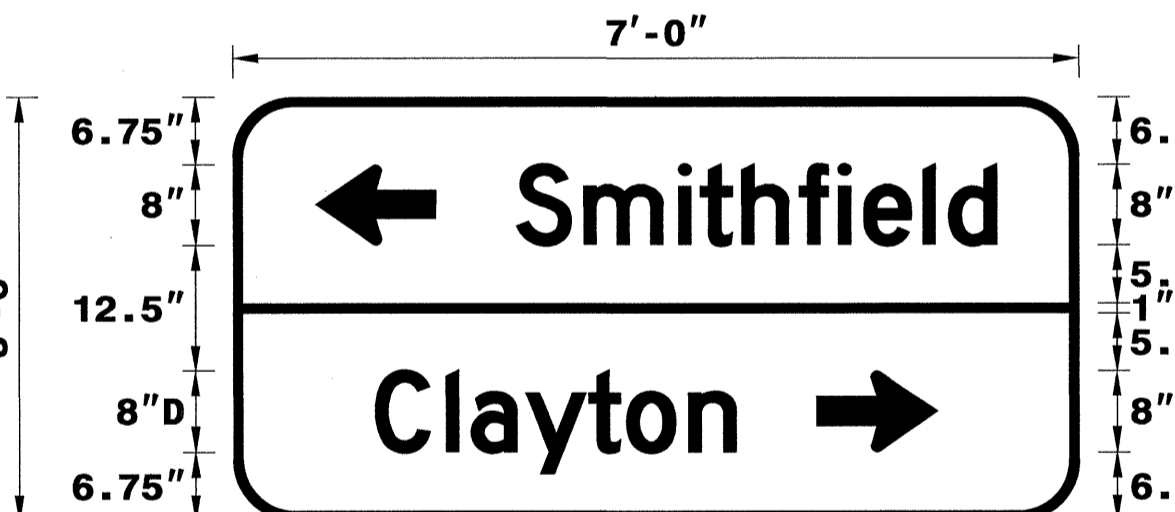
SIGN NUMBER: 303
TYPE: D
QUANTITY: 1
SIGN WIDTH: 7'-0"
HEIGHT: 3'-6"
TOTAL AREA: 24.5 Sq.Ft.
BORDER TYPE: FLUSH
RECESS: 0"
WIDTH: 1"
RADIUS: 6"
NO. Z BARS: 1
LENGTH: 1

BACKG COLOR: Green
COPY COLOR: White

SYMBOL	X	Y	WID	HT
ARUP	8.2	27.2	8	12
ARUP	57.9	6.8	8	12

MAT'L: 0.125" (3.2 mm) ALUMINUM

DESIGN BY: B. RASHID
PROJECT ID: R-3825A
CHECKED BY:
DIV: 4
DATE: Mar 21, 2011



USE NOTES: 1,2
1. Legend and border shall be direct applied Grade C sheeting.
2. Background shall be Grade C reflective sheeting.

Spacing Factor is 1 unless specified otherwise

LETTER POSITIONS

Letter spacings are to start of next letter

Series/Size	Text Length
D 2000	47.7
D 2000	35.8

FILENAME: R_Sgn_Sgn_Designs NORTH CAROLINA D.O.T. SIGN DETAIL

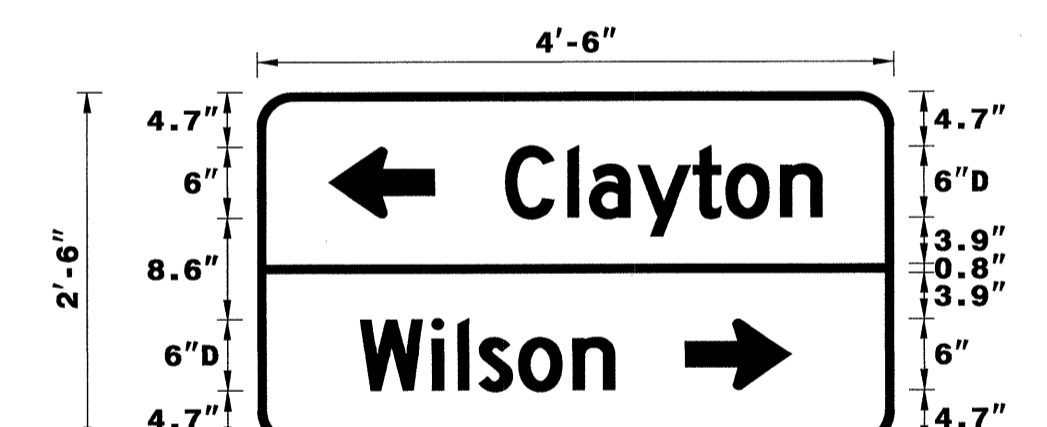
SIGN NUMBER: 304
TYPE: D
QUANTITY: 1
SIGN WIDTH: 4'-6"
HEIGHT: 2'-6"
TOTAL AREA: 11.3 Sq.Ft.
BORDER TYPE: FLUSH
RECESS: 0"
WIDTH: 0.75"
RADIUS: 3"
NO. Z BARS: 1
LENGTH: 1

BACKG COLOR: Green
COPY COLOR: White

SYMBOL	X	Y	WID	HT
ARUP	6.1	19.3	6	9
ARUP	36.3	4.7	6	9

MAT'L: 0.125" (3.2 mm) ALUMINUM

DESIGN BY: B. RASHID
PROJECT ID: R-3825A
CHECKED BY:
DIV: 4
DATE: Mar 21, 2011



USE NOTES: 1,2
1. Legend and border shall be direct applied Grade C sheeting.
2. Background shall be Grade C reflective sheeting.

Spacing Factor is 1 unless specified otherwise

LETTER POSITIONS

Letter spacings are to start of next letter













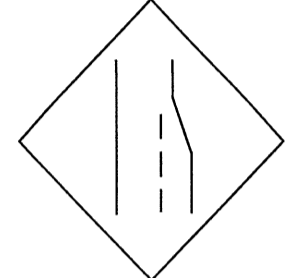











Series/Size	Text Length
D 2000	26.9
D 2000	21.6

FILENAME: R_Sgn_Sgn_Designs NORTH CAROLINA D.O.T. SIGN DETAIL

SIGN DESIGNS

I:\NOV-2010\743
 P:\TIP\Projects\3825A\Traffic\Signs\CADD\Signing Layout Plans\3825A_Sgn_Sgn_Shee-1,2A-2C-2D.dgn
 braashd AT 11/24/11

10-NOV-2010 07:44
 P:\ITP\Projects\3825A\Traffic\Signing\CADD\Signing Layout Plans\3825A_Sgn_Sgn_Shee-1,2A-2C-2D.dgn
 braahhd AT 1E247795

TIP NO. R-3825A						SHEET NO. SIGN-2B	
APPROVED: <i>[Signature]</i>						DATE: 11-14-11	
SEAL							
401 QUANTITY REQ'D <u> </u> <u> </u>  30 X 36 R2-1 ONE "U" POST PER SIGN	402 QUANTITY REQ'D <u> </u> <u> </u>  30 X 36 R2-1 ONE "U" POST PER SIGN	403 QUANTITY REQ'D <u> </u> <u> </u>  24 X 30 R2-1 ONE "U" POST PER SIGN	404 QUANTITY REQ'D <u> </u> <u> </u>  30 X 36 R2-1 ONE "U" POST PER SIGN	405 QUANTITY REQ'D <u> </u> <u> </u>  36 X 36 R1-1 ONE "U" POST PER SIGN MOUNT BELOW SIGN 413. IN <u> </u> INSTALLATION	406 QUANTITY REQ'D <u> </u> <u> </u>  36 X 36 W1-10 (R) ONE "U" POST PER SIGN		
407 QUANTITY REQ'D <u> </u> <u> </u>  36 X 36 W1-10 (L) ONE "U" POST PER SIGN	408 QUANTITY REQ'D <u> </u> <u> </u>  30 X 30 W3-3 ONE "U" POST PER SIGN	409 QUANTITY REQ'D <u> </u> <u> </u>  30 X 30 W14-2 ONE "U" POST PER SIGN	410 QUANTITY REQ'D <u> </u> <u> </u>  36 X 36 R3-7 ONE "U" POST PER SIGN	411 QUANTITY REQ'D <u> </u> <u> </u>  36 X 36 W9-1 ONE "U" POST PER SIGN	412 QUANTITY REQ'D <u> </u> <u> </u>  36 X 36 W4-2 ONE "U" POST PER SIGN		
413 QUANTITY REQ'D <u> </u> <u> </u>  54 X 18 R6-1 (R) TWO "U" POSTS PER SIGN	414 QUANTITY REQ'D <u> </u> <u> </u>  54 X 18 R6-1 (L) TWO "U" POSTS PER SIGN	415 QUANTITY REQ'D <u> </u> <u> </u>  36 Dia. W10-1 ONE "U" POST PER SIGN	416 QUANTITY REQ'D <u> </u> <u> </u>  30 X 30 W11-3 (Deer) ONE "U" POST PER SIGN	417 QUANTITY REQ'D <u> </u> <u> </u>  48 X 48 W4-3 TWO "U" POSTS PER SIGN	418 QUANTITY REQ'D <u> </u> <u> </u>  48 X 24 BLACK/YELLOW SIGN DESIGN DETAIL SHEET-2C MOUNT BELOW SIGN 417. IN <u> </u> INSTALLATION		
419 QUANTITY REQ'D <u> </u> <u> </u>  36 X 36 X 36 R1-2 ONE "U" POST PER SIGN	420 QUANTITY REQ'D <u> </u> <u> </u>  36 X 36 W6-3 ONE "U" POST PER SIGN	421 QUANTITY REQ'D <u> </u> <u> </u>  24 X 24 BLACK/WHITE SIGN DESIGN DETAIL SHEET-2C MOUNT BELOW SIGN 509 & 510 IN <u> </u> INSTALLATIONS	422 QUANTITY REQ'D <u> </u> <u> </u>  24 X 24 R3-4 ONE "U" POST PER SIGN	423 QUANTITY REQ'D <u> </u> <u> </u>  24 X 18 BLACK/WHITE SIGN DESIGN DETAIL SHEET-2C MOUNT BELOW SIGN 422. IN <u> </u> INSTALLATIONS			
TYPE "E" SIGNS							

SIGN DESIGN DETAIL FOR 418

SIGN NUMBER: 418	BACKG COLOR: Yellow	DESIGN BY: B. RASHID	CHECKED BY:	DATE: May 18, 2011
TYPE: E	COPY COLOR: Black	PROJECT ID: R-3825A	DIV: 4	
QUANTITY: 1				
SIGN WIDTH: 4'-0"				
HEIGHT: 2'-0"				
TOTAL AREA: 8.0 Sq.Ft.				
BORDER TYPE: FLUSH				
RECESS: 0.5"				
WIDTH: 0.75"				
RADII: 1.38"				
NO. Z BARS:	MAT'L: 0.125" (3.2 mm) ALUMINUM			
LENGTH:				

USE NOTES: 1,2

- Legend and border shall be direct applied Grade C sheeting.
- Background shall be Grade C reflective sheeting.

SIGN 418 MOUNT BELOW SIGN 417

LETTER POSITIONS

Letter spacings are to start of next letter													Series/Size
													Text Length
F	R	E	E	F	L	O	W	I	N	G			C 2000
3.7	3.3	3.7	3.4	2.5	5	3.2	3.2	3.6	4.5	1.8	3.8	2.8	40.7
R	I	G	H	T	T	U	R	N					C 2000
7.1	3.6	1.7	3.8	3.5	2.6	5	3.2	3.9	3.7	2.8	7.1		33.8

FILENAME: R_Sgn_Sign_Designs

NORTH CAROLINA D.O.T. SIGN DETAIL

SIGN DESIGN DETAIL FOR 421

SIGN NUMBER: 421	TYPE: E
-------------------------	----------------

SIGN	DIMENSIONS (INCHES)												
	A	B	C	D	E	F	G	H	J	K	L	M	N
SPECIAL	24	1/2	3/4	1/2	6-3/8	3-1/8	3-1/8	7-1/2	2 13/16	1-7/8	5/8	6-1/4	3-5/8

COLORS
 ARROW AND BORDER - BLACK
 BACKGROUND - WHITE

TIP NO.: R-3825A	SHEET NO.: SIGN-2C
APPROVED: <i>[Signature]</i>	
DATE: 11-14-11	
SEAL:	

SIGN NUMBER: 423	BACKG COLOR: White	DESIGN BY: B. RASHID	CHECKED BY:	DATE: October 25, 2011
TYPE: E	COPY COLOR: Black	PROJECT ID: R-3825A	DIV: 4	
QUANTITY: 2				
SIGN WIDTH: 2'-0"				
HEIGHT: 1'-6"				
TOTAL AREA: 3.0 Sq.Ft.				
BORDER TYPE: RECESSED				
RECESS: 0.38"				
WIDTH: 0.63"				
RADII: 1.5"				
NO. Z BARS:	MAT'L: 0.063" (1.6 mm) ALUMINUM			
LENGTH:				

USE NOTES:

- Legend and border shall be direct applied Grade C sheeting.
- Background shall be Grade C reflective sheeting.

SIGN 423 MOUNT BELOW SIGN 422

LETTER POSITIONS


Letter spacings are to start of next letter										Series/Size
										Text Length
T	R	U	C	K	S					D 2000
4.65	2.3	2.6	2.7	2.7	2.4	2	4.65			14.7
A	N	D								D 2000
8.1	3	2.8	2	8.1						7.8
B	U	S	E	S						D 2000
6.1	2.5	2.5	2.5	2.2	2	6.1				11.9

FILENAME: r2510a_sgn_guidesign

NORTH CAROLINA D.O.T. SIGN DETAIL

TYPE "E" SIGNS
 (SIGN NOS. 418, 421, & 423 DESIGNS)

IO-NOV-2010743
 P:\TIP\Projects\B3825A\Tr of file\Signing\CADD\Signing Layout Plans\R3825A_Sgn_Sgn_Shee-1,2A-2C-2D.dgn
 braashid AT 12/4/7/99

TIP NO. R-3825A	SHEET NO. SIGN-2D
APPROVED: <i>[Signature]</i>	
DATE: 11-14-11	
SEAL	
	

501
508

EAST 24" X 12"
42 24" X 24"

ONE "U" POST PER SIGN

502

JCT 21" X 15"
BUSINESS 24" X 12"
70 24" X 24"

ONE "U" POST PER SIGN

503

WEST 24" X 12"
42 24" X 24"
↗ 21" X 15"

EAST **WEST** 2- 24" X 12"
BUSINESS **BUSINESS** 2- 24" X 12"

70 **70** 2- 24" X 24"
↙ ↘ 2- 21" X 15"

TWO "U" POSTS PER SIGN

504

WEST 24" X 12"
42 24" X 24"
→ 21" X 15"

EAST **WEST** 2- 24" X 12"
BUSINESS **BUSINESS** 2- 24" X 12"

70 **70** 2- 24" X 24"
← → 2- 21" X 15"

TWO "U" POSTS PER SIGN

505
509
510

WEST 24" X 12"
42 24" X 24"

ONE "U" POST PER SIGN

506

JCT 21" X 15"
42 24" X 24"

ONE "U" POST PER SIGN

507

WEST **EAST** 2- 24" X 12"
42 **42** 2- 24" X 24"
← → 2- 21" X 15"

TWO "U" POSTS PER SIGN

503

WEST 24" X 12"
42 24" X 24"
↗ 21" X 15"

EAST **WEST** 2- 24" X 12"
BUSINESS **BUSINESS** 2- 24" X 12"

70 **70** 2- 24" X 24"
↙ ↘ 2- 21" X 15"

TWO "U" POSTS PER SIGN

504

WEST 24" X 12"
42 24" X 24"
→ 21" X 15"

EAST **WEST** 2- 24" X 12"
BUSINESS **BUSINESS** 2- 24" X 12"

70 **70** 2- 24" X 24"
← → 2- 21" X 15"

TWO "U" POSTS PER SIGN

505
509
510

WEST 24" X 12"
42 24" X 24"

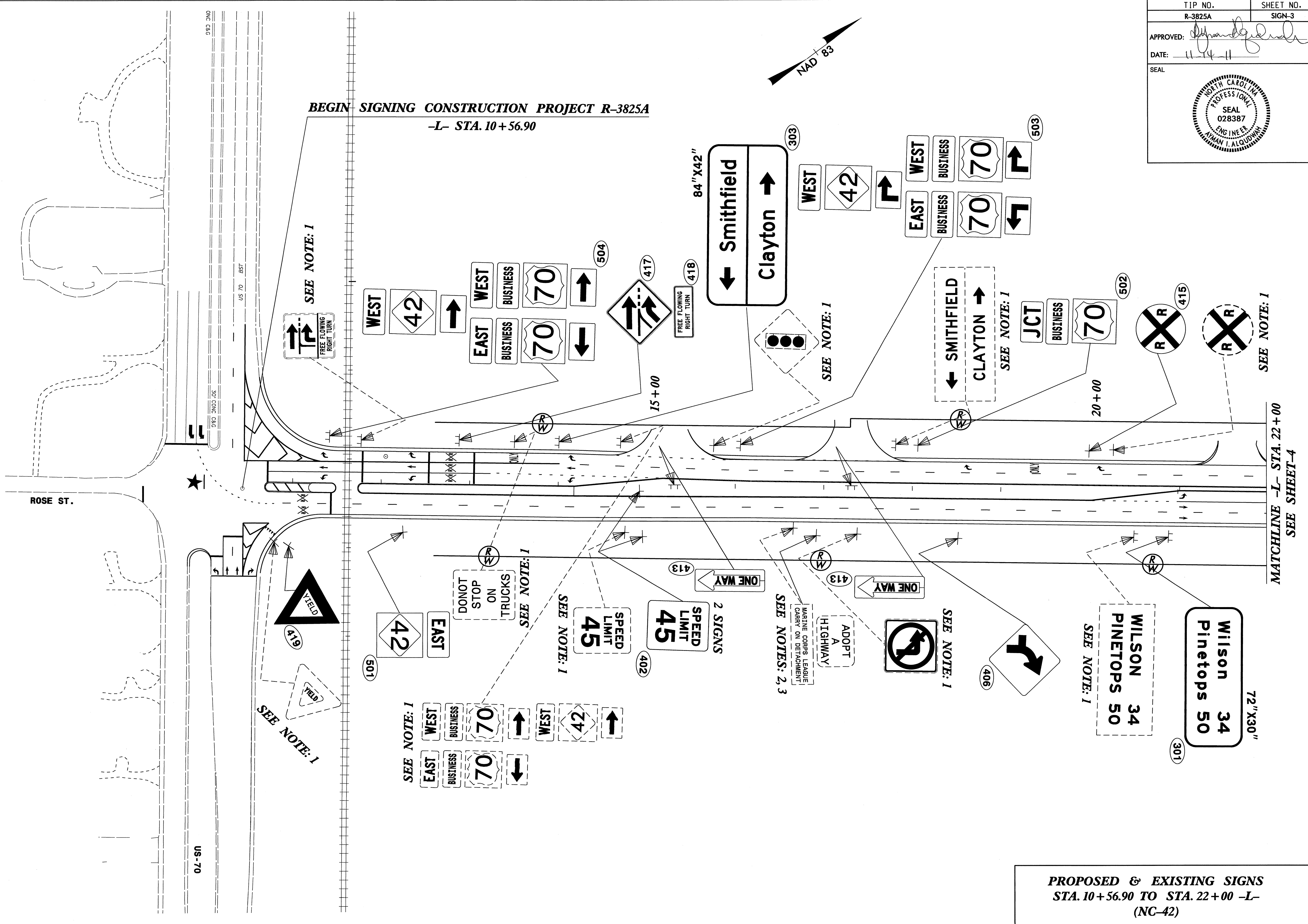
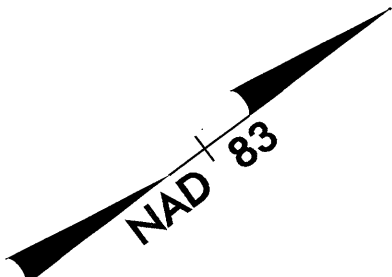
ONE "U" POST PER SIGN

TYPE "F" SIGNS

14-NOV-2011 14:58
 P:\TIP\Projects\14-3825A\Traffic\Signing\CADD\Signing Layout Plans\R3825A_Sgn_SGN_Shee-1,24-2C-2D.dgn
 brashd AT 11/24/11

TIP NO. R-3825A	SHEET NO. SIGN-3
APPROVED: <i>[Signature]</i>	
DATE: 11/4/11	
SEAL	

BEGIN SIGNING CONSTRUCTION PROJECT R-3825A
-L- STA. 10+56.90




ROSE ST.

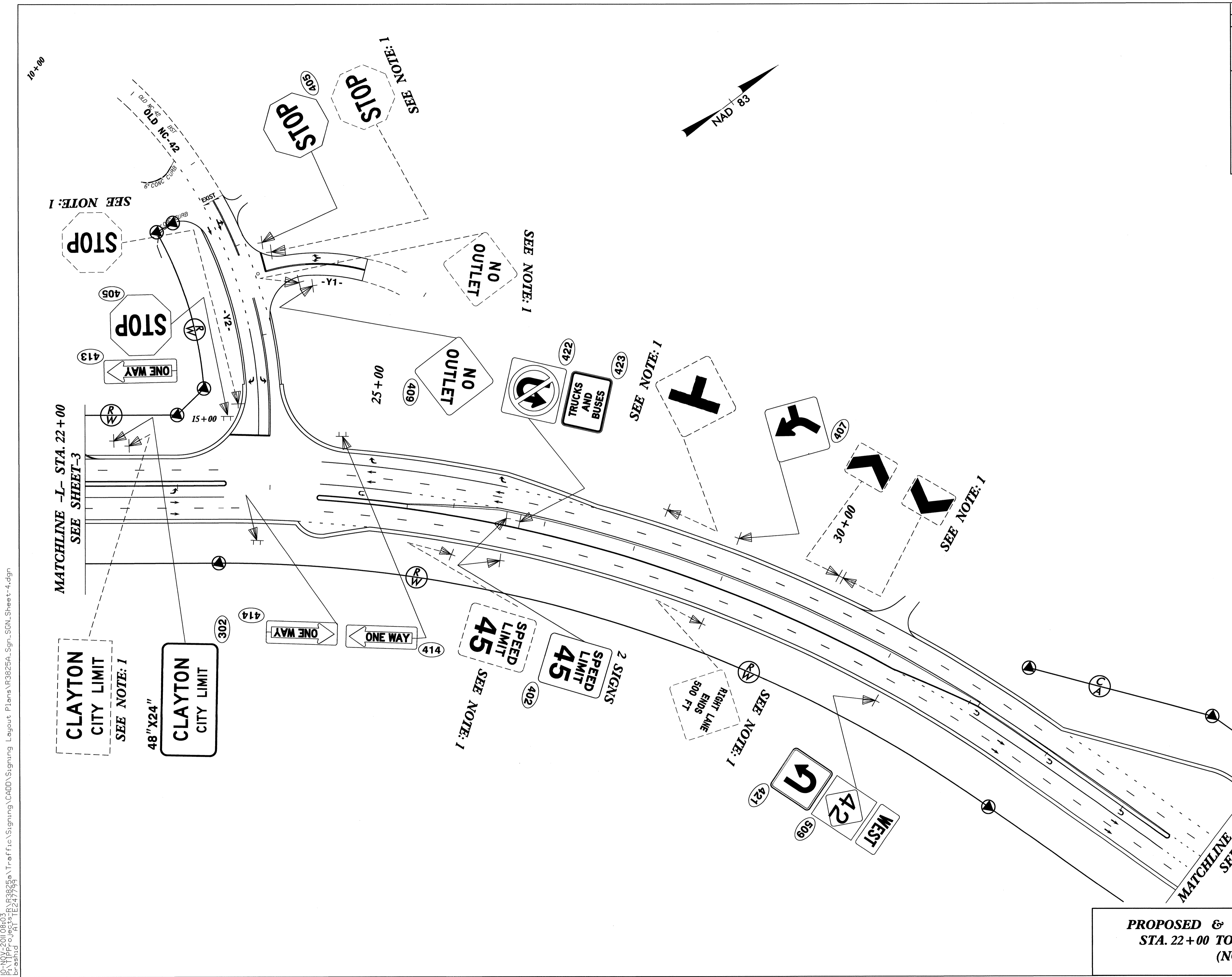
US-70

MATCHLINE -L- STA. 22+00
SEE SHEET-4

PROPOSED & EXISTING SIGNS
STA. 10+56.90 TO STA. 22+00 -L-
(NC-42)

10-NOV-2011 06:02
 P:\TIP\Projects\R3825A\Traffic\Signing\CADD\Signing Layout Plans\R3825A_Sgn_SGN_Sheet-3.dgn
 breahid AT 11/24/11

TIP NO. R-3825A	SHEET NO. SIGN-4
APPROVED: <i>[Signature]</i>	
DATE: 11-14-11	
SEAL	
	



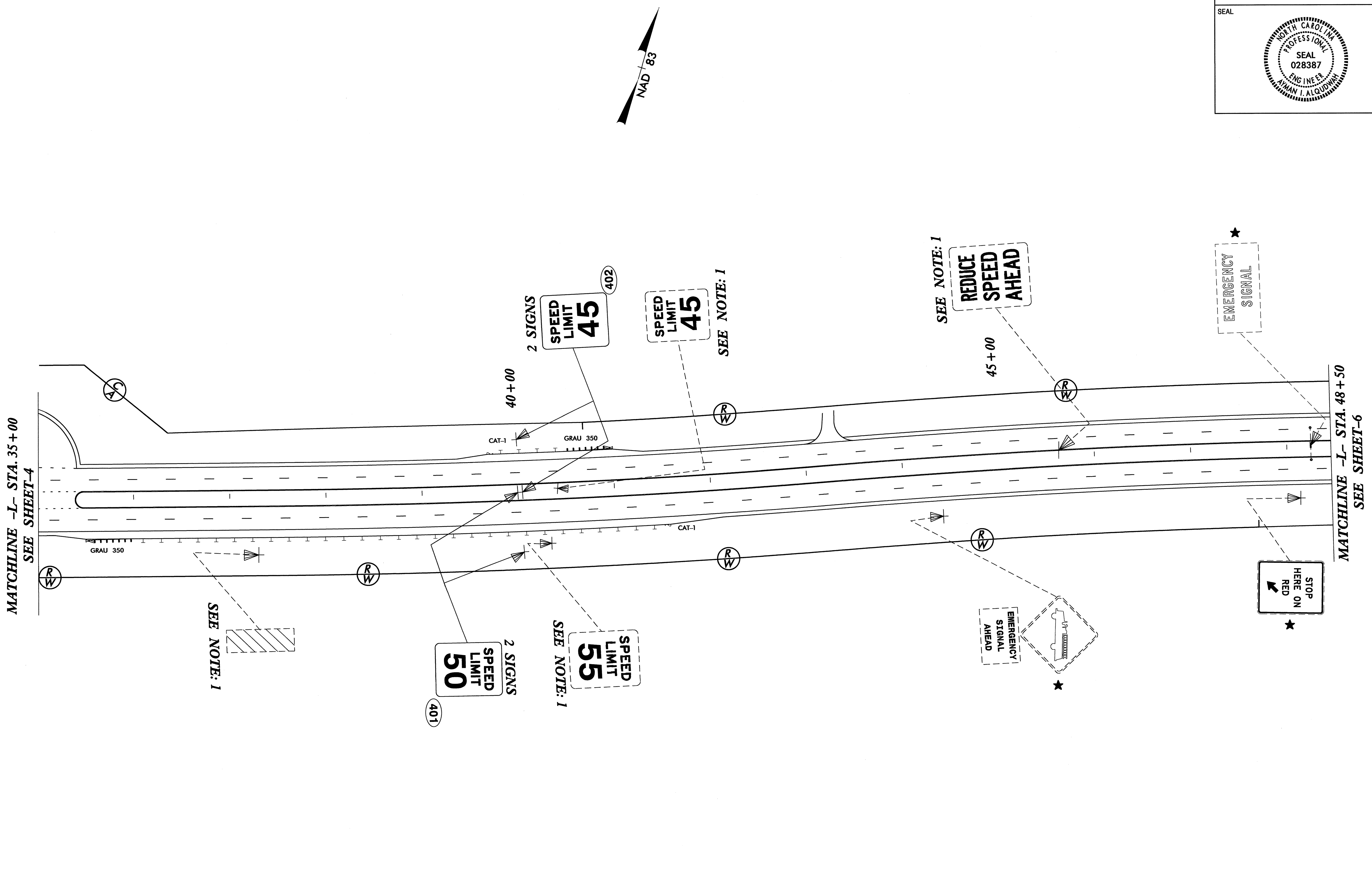
**PROPOSED & EXISTING SIGNS
STA. 22+00 TO STA. 35+00 -L-
(NC-42)**

10-NOV-2010 08:03
 P:\Projects\3825A\Traffic\Signing\CADD\Signing Layout Plans\R3825A_Sgn_SGN_Sheet-4.dgn
 drahtd - AT 11/24/11

10
10
I:\NOV-2011\08\04
P:\Projects\Projects\Traffic\Signing\CADD\Signing Layout Plans\R3825A_Sgn_Sgn_Sheet-5.dgn
brashid


★ SEE SIGNAL PLANS FOR NEW SIGN
AND PROPOSED LOCATION

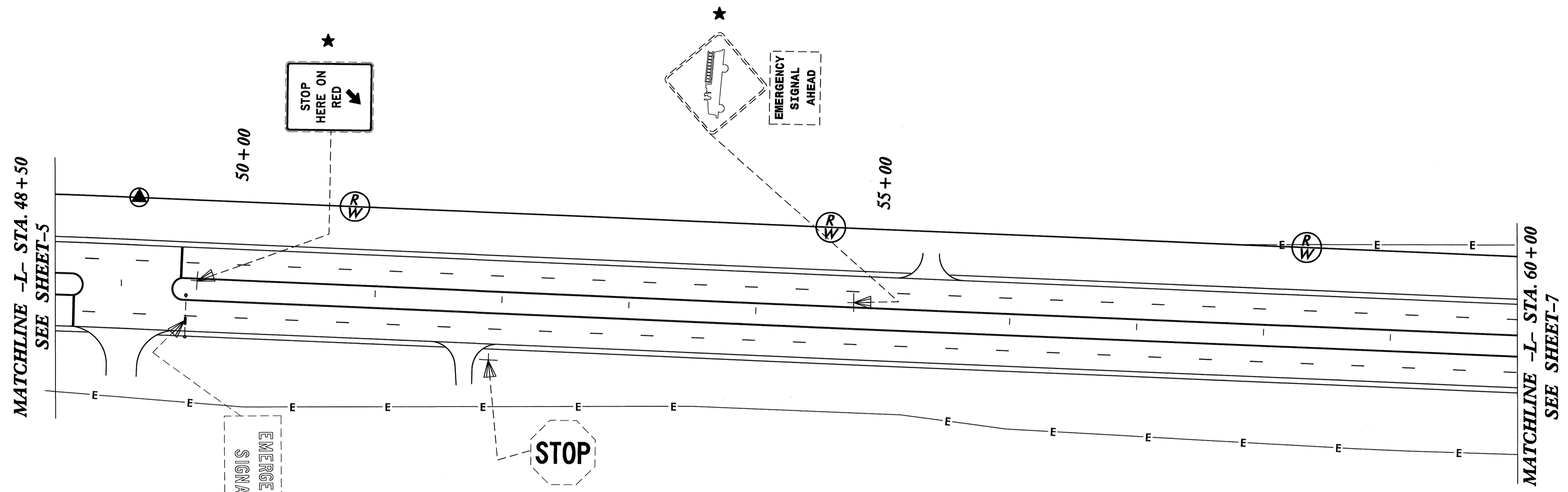
TIP NO. R-3825A	SHEET NO. SIGN-5
APPROVED: <i>[Signature]</i>	
DATE: 11-19-11	
SEAL	



PROPOSED & EXISTING SIGNS
STA. 35+00 TO STA. 48+50 -L-
(NC-42)

★ SEE SIGNAL PLANS FOR NEW SIGN AND PROPOSED LOCATION

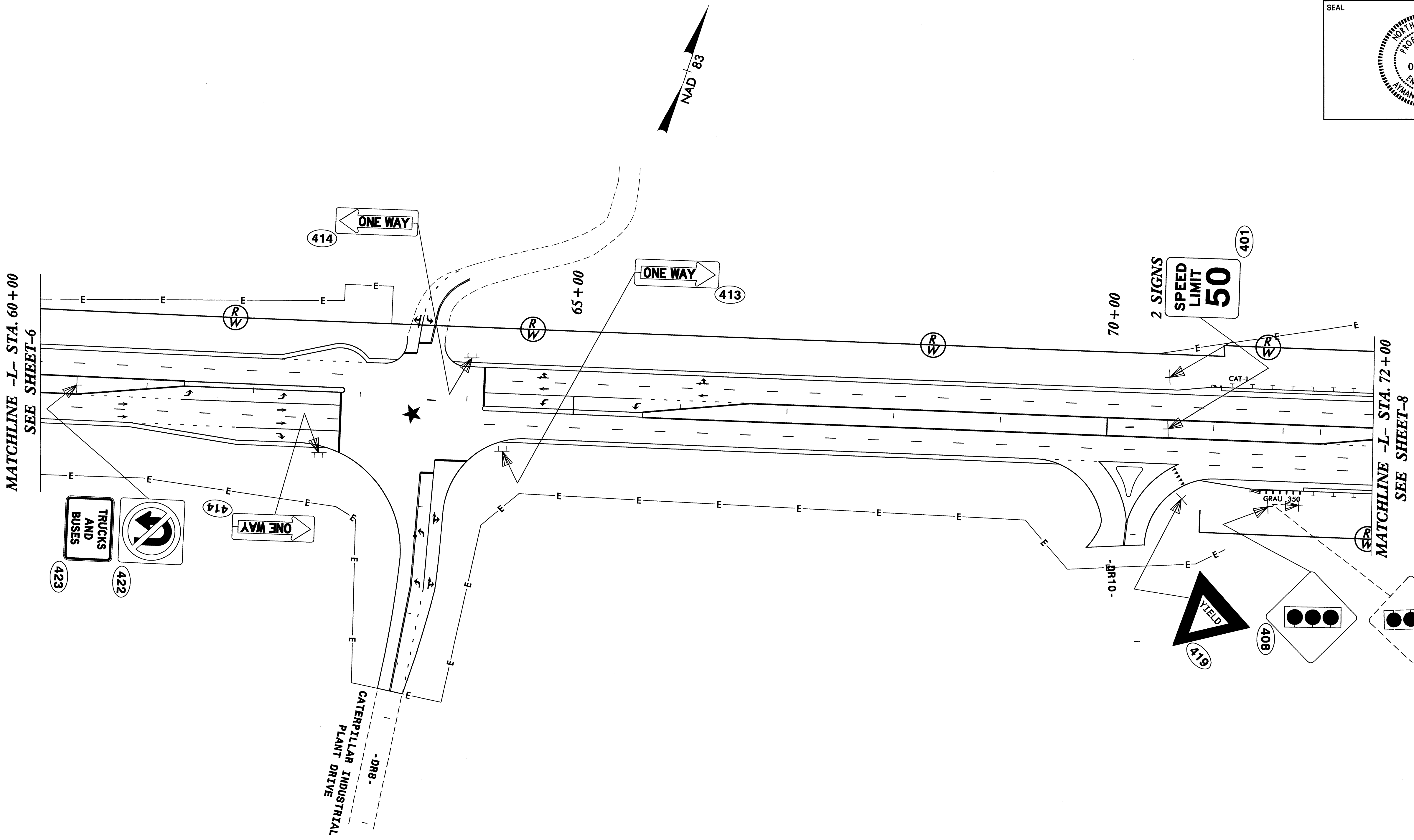
TIP NO. R-3825A	SHEET NO. SIGN-6
APPROVED: <i>[Signature]</i>	
DATE: 11-24-11	
SEAL	
	



**PROPOSED & EXISTING SIGNS
STA. 48+50 TO STA. 60+00 -L-
(NC-42)**

10-NOV-2011 08:05
P:\TIP\Projects\E\3825A\Traffic\Signing\CADD\Signing Layout Plans\3825A_Sgn_SON_Sheet-6.dgn
brashid AT 11/24/11

TIP NO. R-3825A	SHEET NO. SIGN-7
APPROVED: <i>[Signature]</i>	
DATE: 11-14-11	
SEAL	

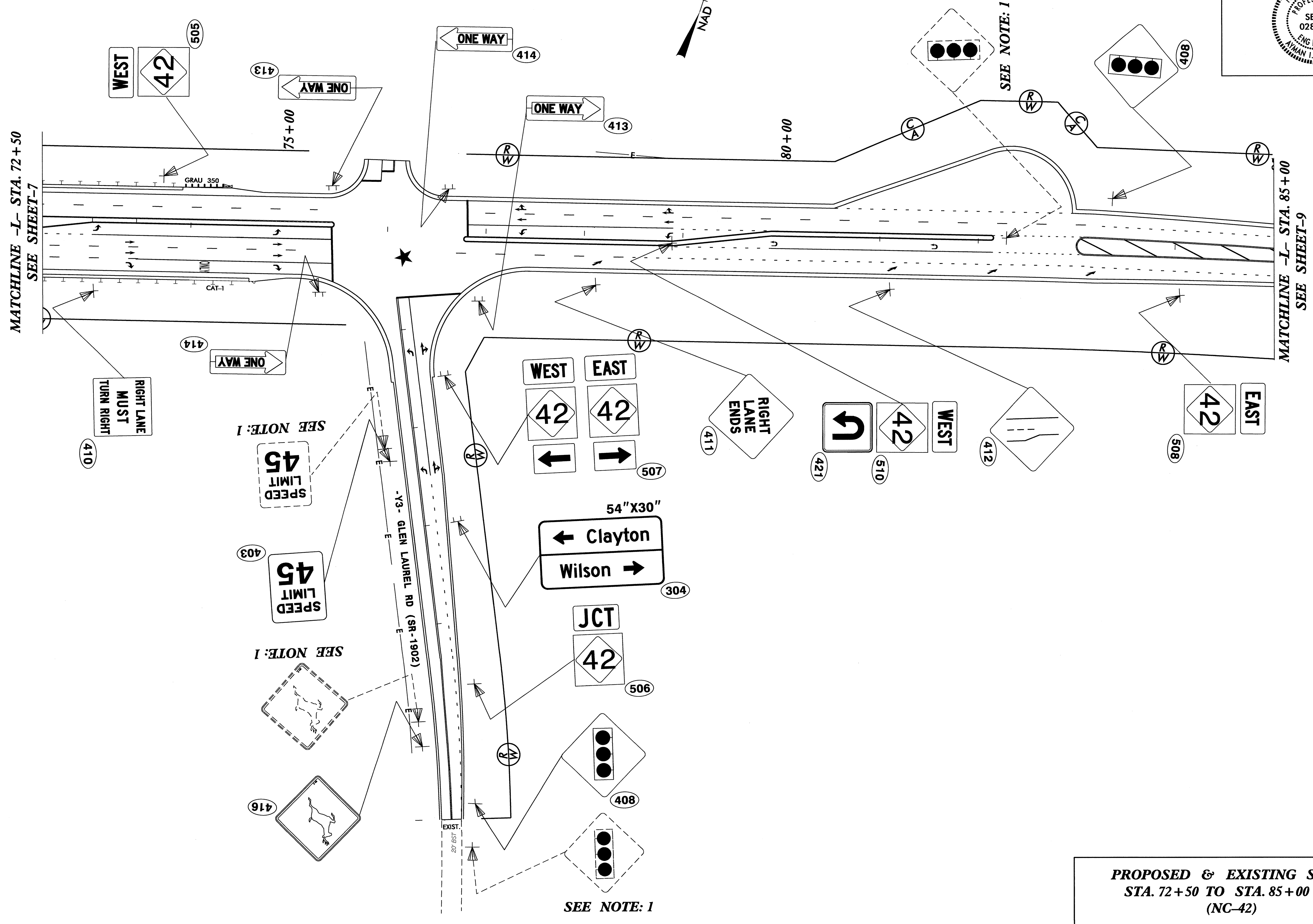


SEE NOTE: 1

**PROPOSED & EXISTING SIGNS
STA. 60+00 TO STA. 72+00 -L-
(NC-42)**

10-NOV-2011 08:10
 P:\TIP\Projects\11-3825A\Traffic\Signing\CADD\Signing Layout Plans\R3825A_Sgn_SGN_Sheet-7.dgn
 User: AT-11227799

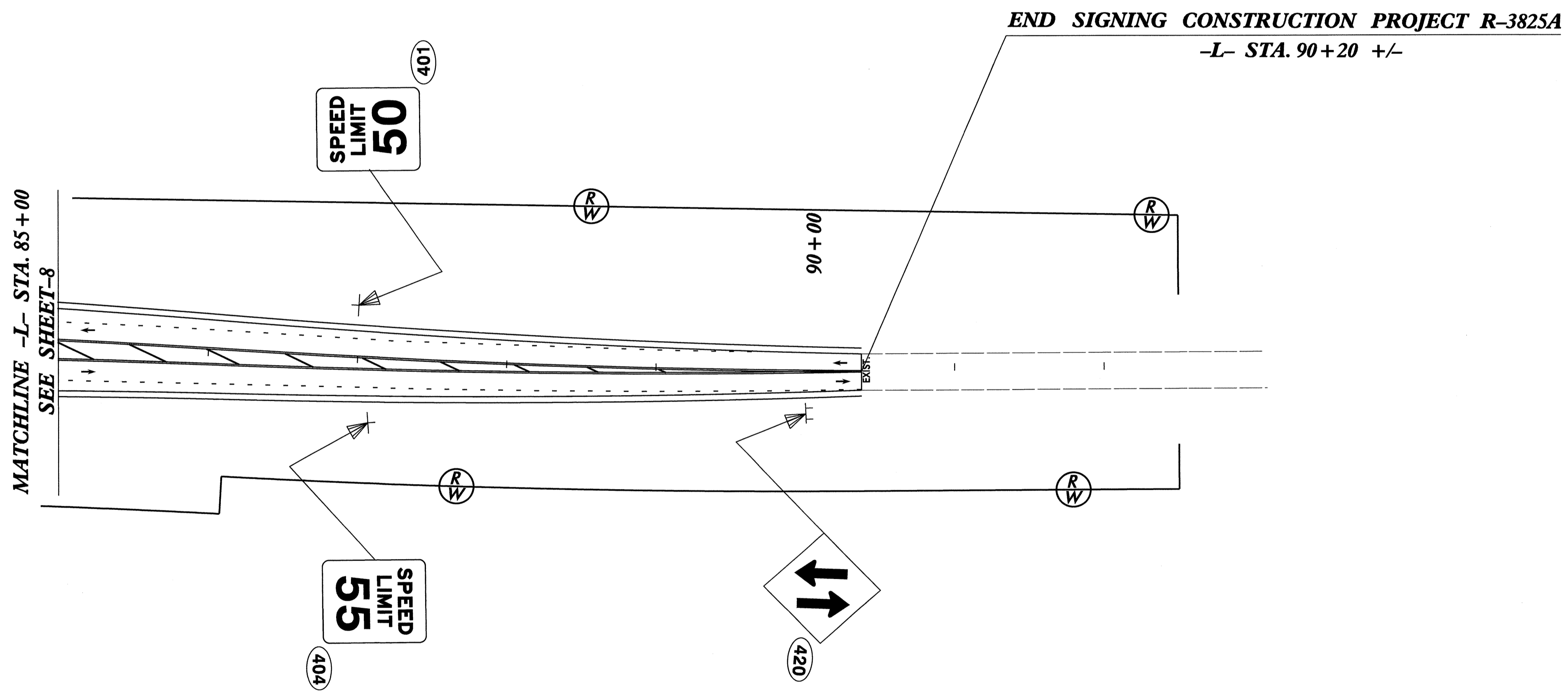
TIP NO. R-3825A	SHEET NO. SIGN-8
APPROVED: <i>[Signature]</i>	
DATE: 11-17-11	
SEAL	



PROPOSED & EXISTING SIGNS
STA. 72+50 TO STA. 85+00 -L-
(NC-42)

10-NOV-2011 08:13
P:\IT\Projects\11-033825\Traffic\Signing\CADD\Signing Layout Plans\R3825A_Sgn_SCN_Sheet-8.dgn
brshnd - AT - 11/24/11

TIP NO. R-3825A	SHEET NO. SIGN-9
APPROVED: <i>[Signature]</i>	
DATE: 11-14-11	
SEAL	



PROPOSED & EXISTING SIGNS
STA. 85+00 TO STA. 90+00 -L-
(NC-42)

20-DEC-2010 08:58
 P:\Projects\10-3825A\Traffic\Signing\C400\Signing_Layout_Plans\R3825A_Sgn_SON_Sheet-9.dgn
 AT: TE247799
 broshid