

T.I.P.: R-2413C

CONTRACT: C200800

**STATE OF NORTH CAROLINA  
DEPARTMENT OF TRANSPORTATION**

**SIGNING PLAN  
GUILFORD-ROCKINGHAM COUNTY**

**LOCATION: US 220 FROM SOUTH OF HAW RIVER TO  
THE INTERSECTION OF US 220 AND EXISTING NC 68**

<b>TIP NO.</b> R-2413C	<b>SHEET NO.</b> SIGN-1
<b>APPROVED:</b>	
<b>DATE:</b> 10/7/2011	

**ROADWAY STANDARD DRAWING**

THE FOLLOWING ROADWAY STANDARDS AS APPEAR IN "ROADWAY STANDARD DRAWINGS" - PROJECT SERVICES UNIT - N.C. DEPARTMENT OF TRANSPORTATION - RALEIGH, N.C., DATED JULY 2006 ARE APPLICABLE TO THIS PROJECT AND BY REFERENCE HEREBY ARE CONSIDERED A PART OF THESE PLANS:

STD. NO.	TITLE
901.10	TYPE 'A' SIGNS
901.20	TYPE 'B' SIGNS
901.50	ARROWS AND SHIELDS
901.70	SIGN STRINGERS AND SUPPORT SPACING
901.80	SIGN MOUNTING DETAILS - FOR TYPE A AND TYPE B SIGNS
903.10	GROUND MOUNTED SIGN SUPPORTS
904.10	ORIENTATION OF GROUND MOUNTED SIGNS
904.50	MOUNTING OF TYPE 'D', 'E' AND 'F' SIGNS ON 'U' CHANNEL POSTS
1264.01	OBJECT MARKERS
1264.02	PLACEMENT OF OBJECT MARKERS

**GENERAL NOTES**

- . SIGNS FURNISHED BY STATE
- . **ALL EXISTING SIGNS/SIGN SYSTEMS WITHIN THE PROJECT LIMITS SHALL BE REMOVED AND DISPOSED OF UNLESS OTHERWISE NOTED ON PLANS. THE SIGNS TO BE DISPOSED ARE NOT SHOWN IN PLANS; HOWEVER THE PAY ITEM/QUANTITY IS INCLUDED IN THE CONTRACT.**
- . ALL TYPE 'D' SIGNS SHALL BE MOUNTED ON TWO U-CHANNEL POSTS UNLESS OTHERWISE INDICATED ON THE PLANS.
- . IF REMOVAL OR RELOCATION OF SIGNS ON PRIVATE STREET (NON-STATE MAINTAINED) IS REQUIRED DUE TO CONSTRUCTION, THE CONTRACTOR SHALL INFORM THE ENGINEER. THE WORK WILL BE COMPLETED BY OTHERS.
- . SIGNING PLANS DO NOT INCLUDE TEMPORARY CONSTRUCTION SIGNING, SEE TRAFFIC CONTROL PLANS. SEE PAVEMENT MARKING PLAN FOR PAVEMENT MARKING DESIGN.
- . WHEN NOT STATIONED OR DIMENSIONED ON PLANS, ALL 'E' AND 'F' SIGNS SHALL BE FIELD LOCATED BY THE ENGINEER.
- . WHEN EXISTING SIGNS ARE REMOVED AND INSTALLED ON NEW SUPPORTS, THE RE-ERECTION SHALL IMMEDIATELY FOLLOW THE REMOVAL.
- . THE BACKGROUND FOR TYPE E & F SIGNS SHALL BE GRADE C REFLECTIVE SHEETING.
- . DO NOT BEGIN FABRICATION FOR TYPES A & B SIGNS MOUNTED ON OVERHEAD STRUCTURES OR STEEL SUPPORTS UNTIL "S" DIMENSIONS HAVE BEEN FIELD VERIFIED.
- . SEE ROADWAY PLANS FOR GUARD/GUIDE RAIL DETAILS.

**SUMMARY OF QUANTITIES**

ITEM NO.	ITEM DESCRIPTION	QUANTITY	UNIT
DESC. NO.	SECT. NO.		
4048000000	902	8	C.Y.
4054000000	902	2	C.Y.
4057000000	SP	84	C.Y.
4060000000	903	5793	LB.
4066000000	903	2440	LB.
4072000000	903	4732	L.F.
4082100000	SP	1	L.S.
4082100000	SP	1	L.S.
4082100000	SP	1	L.S.
4082100000	SP	1	L.S.
4082100000	SP	1	L.S.
4082100000	SP	1	L.S.
4082100000	SP	1	L.S.
4096000000	904	15	EA.
4102000000	904	198	EA.
4108000000	904	36	EA.
4110000000	904	10	EA.
4110000000	904	3	EA.
4116100000	904	5	EA.
4152000000	907	2	EA.
4155000000	907	136	EA.
4158000000	907	3	EA.
4192000000	907	5	EA.

**PAY ITEM NOTES**


- 1 DISPOSAL OF SIGN SYSTEM, STEEL BEAM
- 2 DISPOSAL OF SIGN SYSTEM, U-CHANNEL
- 3 DISPOSAL OF SIGN SYSTEM, WOOD
- 4 DISPOSAL OF SUPPORT, U-CHANNEL
- 5 NOT USED
- 6 SIGN ERECTION, TYPE A (GROUND MOUNTED)
- 7 SIGN ERECTION, TYPE B (GROUND MOUNTED)
- 8 SIGN ERECTION, TYPE D, E, AND F
- 9 SIGN ERECTION, RELOCATE SIGN TYPE D

**INDEX**

SHEET NO.	DESCRIPTION
SIGN-1	TITLE SHEET
SIGN-2	SUPPORT INFORMATION AND GROUND MOUNT SHEETS
SIGN-3-3F	OVERHEAD STRUCTURE LINE DRAWINGS
SIGN-4-4J	SIGN DESIGNS AND TYPE E & F SIGNS
SIGN-5-2I	SIGN DETAIL SHEETS

PLAN PREPARED BY: N.C.D.O.T. SIGNING AND DELINEATION UNIT

SUSAN KUNZ SIGNING & DELINEATION REGIONAL ENGINEER  
SAMUEL COLEMAN, E.I. SIGNING & DELINEATION PROJECT DESIGN ENGINEER



PLAN PREPARED BY :

**HNTB** HNTB NORTH CAROLINA, P.C.  
343 E. Six Forks Road, Suite 200  
Raleigh, North Carolina 27609  
NC License No: C-1554  
C.A. JOHNSON, III, PE SIGNING PROJECT ENGINEER  
T.R. TERRELL SIGNING DESIGN TECHNICIAN

## TYPE "A" AND "B" GROUND MOUNTED SIGNS

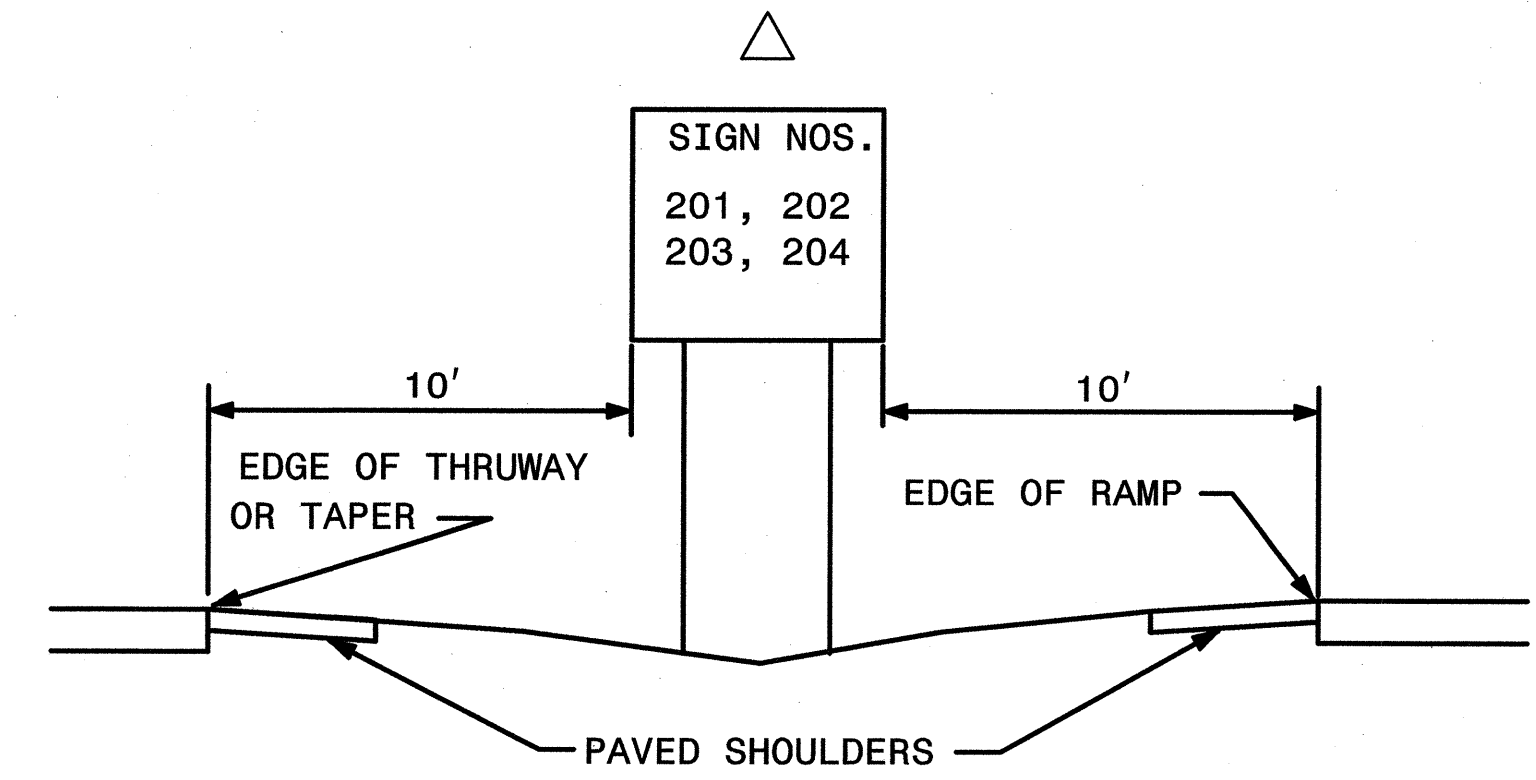
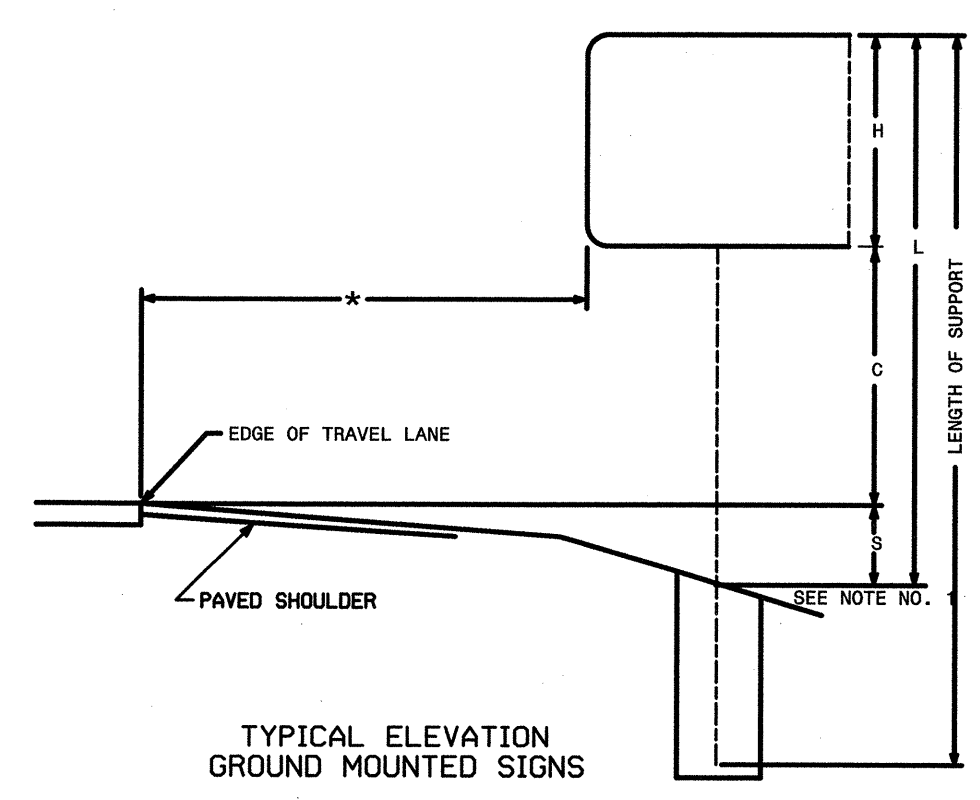
SIGN NO.	SIGN TYPE	SIGN SIZE (in.)			ROADWAY STATION	NO. OF SUP.	BEAM SECTION	SUPPORT TYPE BA or S	ATTACH METHOD	MOUNTING METHOD	HORIZ. CLR. (ft.)	LENGTH (ft)			LEFT SUPPORT (ft)			CENTER SUPPORT (ft)			RIGHT SUPPORT (ft)			FOOTING DIAMETER (ft.)	FOOTING DEPTH (ft.)	B/A SUPPORT WEIGHTS (lbs.)	SIMPLE SUPPORT WEIGHTS (lbs.)	REINF. FTGS. (c.y.)	PLAIN FTGS. (c.y.)	FIELD VERIFIED (mm/dd/yy)																	
		w	x	h								SNS HT H	MTG HT C	EMBED-MENT	S	L	TOTAL LENGTH	S	L	TOTAL LENGTH	S	L	TOTAL LENGTH																								
101	A	180	X	60	52+40 -I REV-	2	W6x12	BA	N/A	N/A	30.00	5.00	8.70	4.5	2.25	15.95	20.45	0.00	0.00	0.00	-1.70	12.00	16.50	1.5	5	528.76	0.00	0.65	0.00																		
102	A	114	X	96	57+60 -I REV-	2	W6x16	BA	N/A	N/A	30.00	8.00	7.00	5.5	4.91	19.91	25.41	0.00	0.00	0.00	6.25	21.25	26.75	1.5	6	966.94	0.00	0.79	0.00																		
103	A	174	X	150	56+40 -I REV-	3	W10x26	S	N/A	N/A	20.00	12.50	7.00	6	3.20	22.70	28.70	5.78	25.28	31.28	8.35	27.85	33.85	2.5	6.5	0.00	2439.58	3.55	0.00																		
104	A	114	X	72	64+80 -I REV-	2	W6x16	BA	N/A	N/A	30.00	6.00	7.00	5	2.44	15.44	20.44	0.00	0.00	0.00	0.56	13.56	18.56	1.5	5.5	756.38	0.00	0.72	0.00																		
105	B	120	X	36	80+60 -I REV-	2	S3x5.7	BA	N/A	N/A	30.00	3.00	7.00	3.5	2.42	12.42	15.92	0.00	0.00	0.00	0.29	10.29	13.79	1	4	204.88	0.00	0.00	0.23																		
106	A	114	X	96	83+00 -I REV-	2	W6x16	BA	N/A	N/A	30.00	8.00	7.00	5	2.44	17.44	22.44	0.00	0.00	0.00	0.49	15.49	20.49	1.5	5.5	819.26	0.00	0.72	0.00																		
107	B	120	X	48	93+80 -I REV-	2	S4x7.7	BA	N/A	N/A	32.00	4.00	7.00	4	2.44	13.44	17.44	0.00	0.00	0.00	1.67	12.67	16.67	1	4.5	303.26	0.00	0.00	0.26																		
108	A	114	X	96	92+20 -I REV-	2	W6x16	BA	N/A	N/A	30.00	8.00	7.00	5	4.27	19.27	24.27	0.00	0.00	0.00	5.41	20.41	25.41	1.5	5.5	927.26	0.00	0.72	0.00																		
109	B	108	X	54	90+65 -I REV-	2	W6x9	BA	N/A	N/A	30.00	4.50	7.00	3.5	4.83	16.33	19.83	0.00	0.00	0.00	6.15	17.65	21.15	1.5	4	431.94	0.00	0.52	0.00																		
201	A	72	X	60	42+77 -I REV-	2	S3x5.7	BA	N/A	N/A	△	5.00	7.00	3.5	0.10	12.10	15.60	0.00	0.00	0.00	0.10	12.10	15.60	1	4	213.37	0.00	0.00	0.23																		
202	A	72	X	60	48+37 -I REV-	2	S3x5.7	BA	N/A	N/A	△	5.00	7.00	3.5	0.10	12.10	15.60	0.00	0.00	0.00	0.10	12.10	15.60	1	4	213.37	0.00	0.00	0.23																		
203	A	72	X	60	67+42 -I REV-	2	S3x5.7	BA	N/A	N/A	△	5.00	7.00	3.5	0.10	12.10	15.60	0.00	0.00	0.00	0.10	12.10	15.60	1	4	213.37	0.00	0.00	0.23																		
204	A	72	X	60	73+42 -I REV-	2	S3x5.7	BA	N/A	N/A	△	5.00	7.00	3.5	0.10	12.10	15.60	0.00	0.00	0.00	0.10	12.10	15.60	1	4	213.37	0.00	0.00	0.23																		
																								TOTAL	TOTAL	TOTAL	TOTAL																				
																								5792.17	2439.58	7.67	1.43																				
																								USE:	5793	2440	8																				


**NOTES**

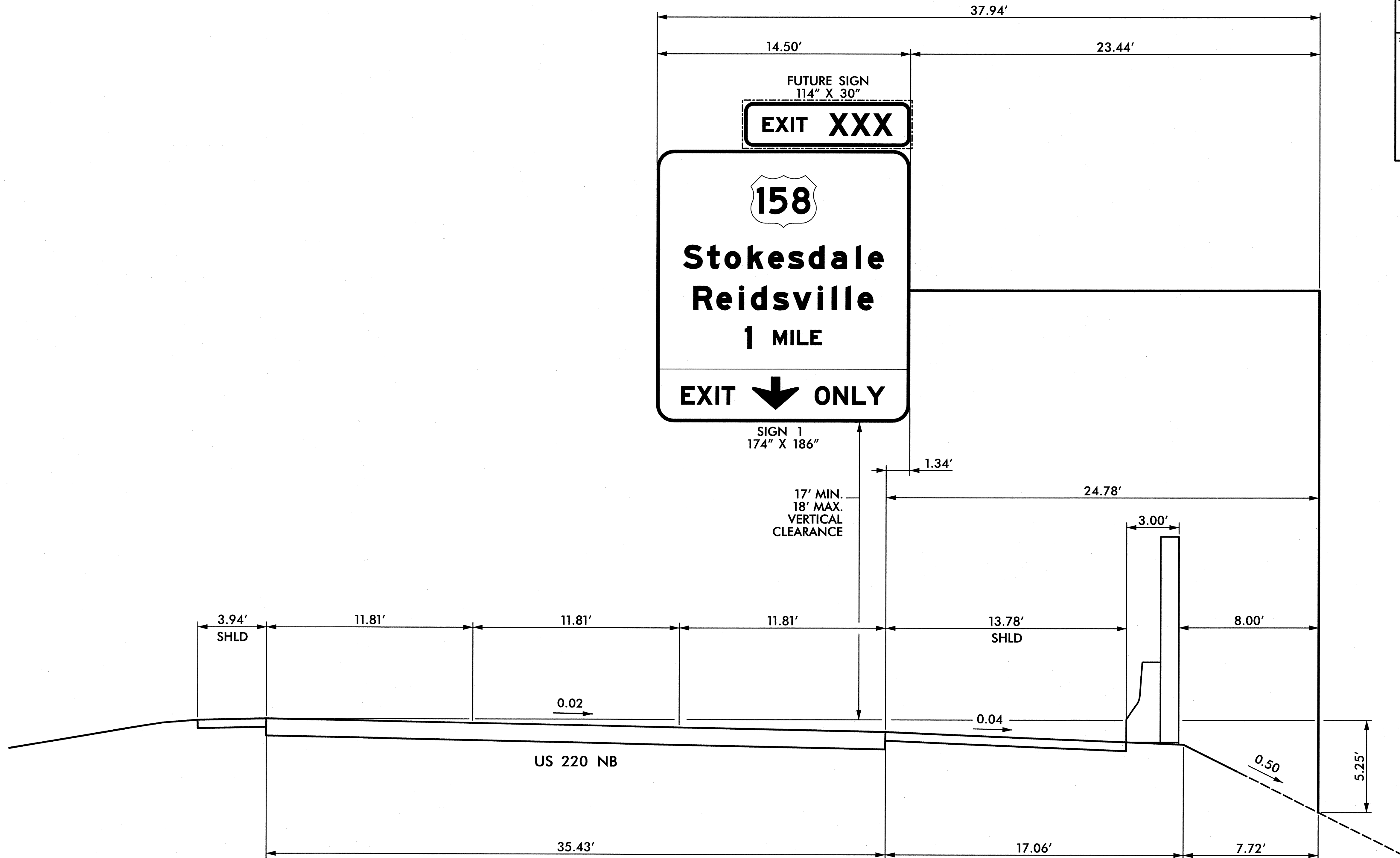
DIMENSION "S" REPRESENTS AN INCREASE (+), OR A DECREASE (-) IN POLE LENGTH, RELATIVE TO THE ELEVATION OF THE EDGE OF PAVEMENT.

FIELD VERIFICATIONS SHALL BE REQUIRED FOR ALL SUPPORTS, SEE (\*) ARTICLE 903-3. FABRICATORS SHALL BE AISC CERTIFIED IN CATEGORY 1, SEE (\*) ARTICLE 1072-1. (\*) = N.C.D.O.T. STANDARD SPECIFICATIONS FOR ROADS AND STRUCTURES

PLAN LOCATIONS FOR EXISTING UTILITIES ARE BASED ON THE BEST AVAILABLE INFORMATION AND, THEREFORE MAY NOT BE PRECISELY ACCURATE. THEREFORE, IT IS INCUMBENT UPON THE CONTRACTOR TO DETERMINE THE EXACT LOCATION OF UTILITIES BEFORE BEGINNING WORK IN A LOCATION.



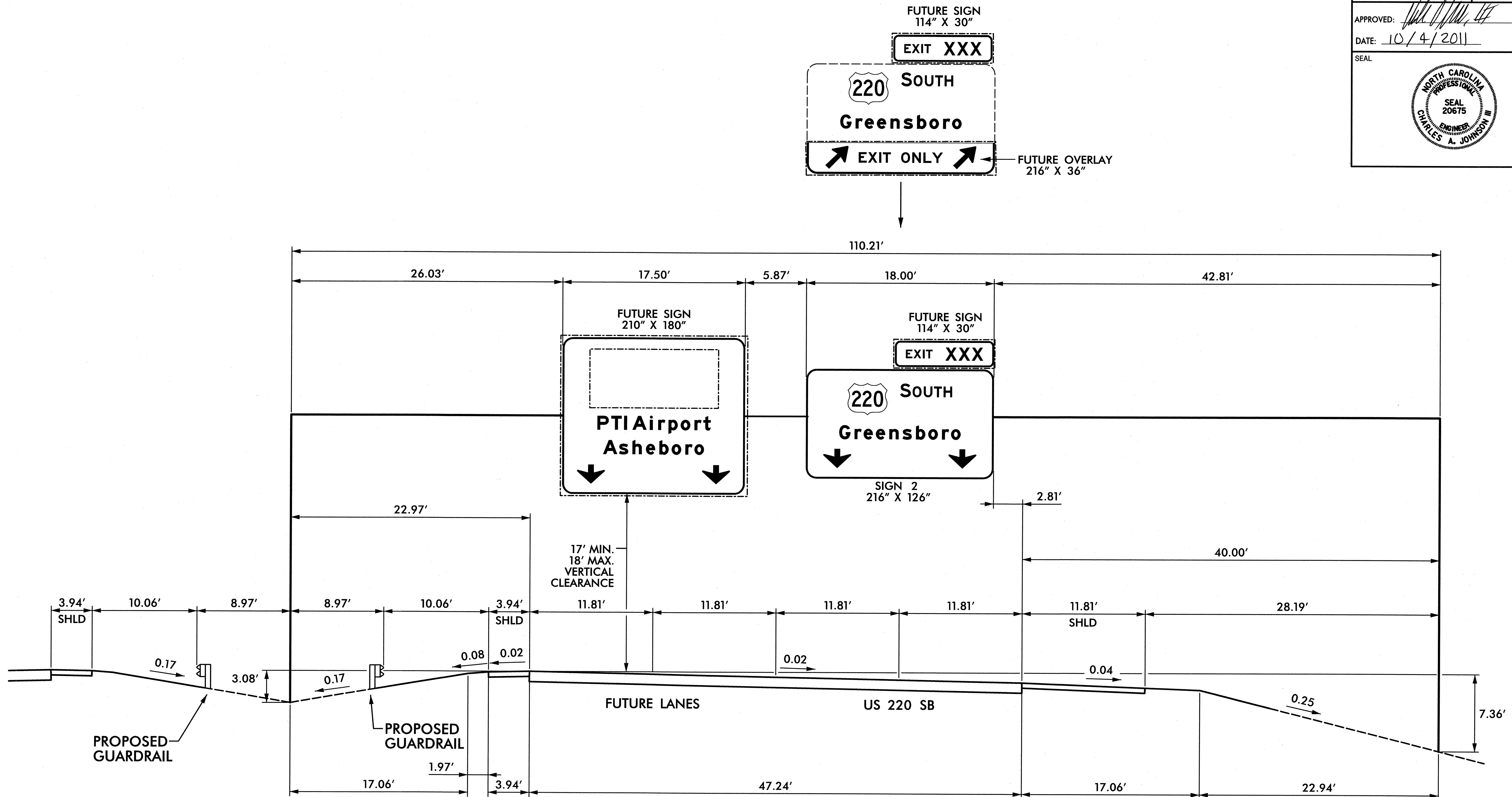
TIP NO. R-2413C	SHEET NO. SIGN-3
APPROVED: <i>[Signature]</i>	
DATE: 10/4/2011	
SEAL	
	



NOTES:

- IF THE CONTRACTOR BIDS ALUMINUM SIGN STRUCTURE, EACH SHALL BE PROVIDED WITH AN APPROVED HIGHWAY TRUSS DAMPER DEVICE IN ACCORDANCE WITH AASHTO SPECIFICATIONS.
- MOUNT SIGNS VERTICALLY CENTERED ON HORIZONTAL MEMBER OF STRUCTURE.
- FIELD VERIFICATION SHALL BE REQUIRED FOR ALL FOOTING ELEVATIONS, PER THE LATEST NCDOT STANDARD SPECIFICATIONS FOR ROADS AND STRUCTURES. PROVIDE FIELD VERIFICATION TO THE SIGNING SECTION.
- THE TOP OF THE FOOTING SHALL EXTEND AT LEAST 4 INCHES AND NOT MORE THAN 24 INCHES ABOVE THE HIGHEST POINT OF THE GROUND SURFACE AT THE FOOTING.
- SIGN HANGERS AND ATTACHMENT HARDWARE SHALL BE PROVIDED AND INSTALLED ON THE ASSEMBLY TO ACCOMMODATE ALL SIGNS SHOWN IN THIS PLAN SHEET.
- DESIGN AND CONSTRUCTION REQUIREMENTS FOR SIGN STRUCTURES SHALL ACCOMMODATE WIND VELOCITY OF 90 M.P.H.




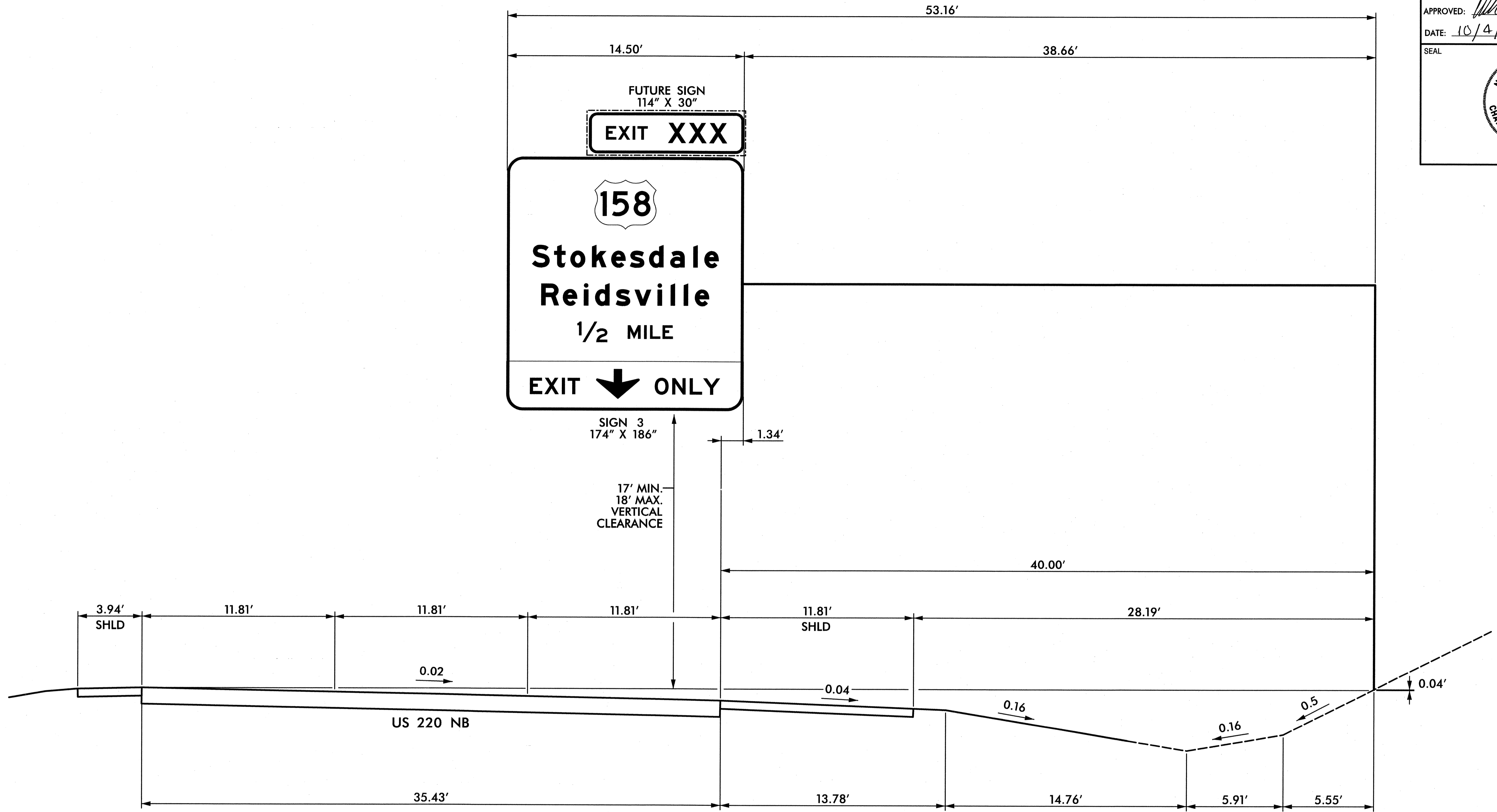


NOTES:

1. IF THE CONTRACTOR BIDS ALUMINUM SIGN STRUCTURE, EACH SHALL BE PROVIDED WITH AN APPROVED HIGHWAY TRUSS DAMPER DEVICE IN ACCORDANCE WITH AASHTO SPECIFICATIONS.
2. MOUNT SIGNS VERTICALLY CENTERED ON HORIZONTAL MEMBER OF STRUCTURE.
3. FIELD VERIFICATION SHALL BE REQUIRED FOR ALL FOOTING ELEVATIONS, PER THE LATEST NCDOT STANDARD SPECIFICATIONS FOR ROADS AND STRUCTURES. PROVIDE FIELD VERIFICATION TO THE SIGNING SECTION.
4. THE TOP OF THE FOOTING SHALL EXTEND AT LEAST 4 INCHES AND NOT MORE THAN 24 INCHES ABOVE THE HIGHEST POINT OF THE GROUND SURFACE AT THE FOOTING.
5. SIGN HANGERS AND ATTACHMENT HARDWARE SHALL BE PROVIDED AND INSTALLED ON THE ASSEMBLY TO ACCOMMODATE ALL SIGNS SHOWN IN THIS PLAN SHEET.
6. DESIGN AND CONSTRUCTION REQUIREMENTS FOR SIGN STRUCTURES SHALL ACCOMMODATE WIND VELOCITY OF 90 M.P.H.

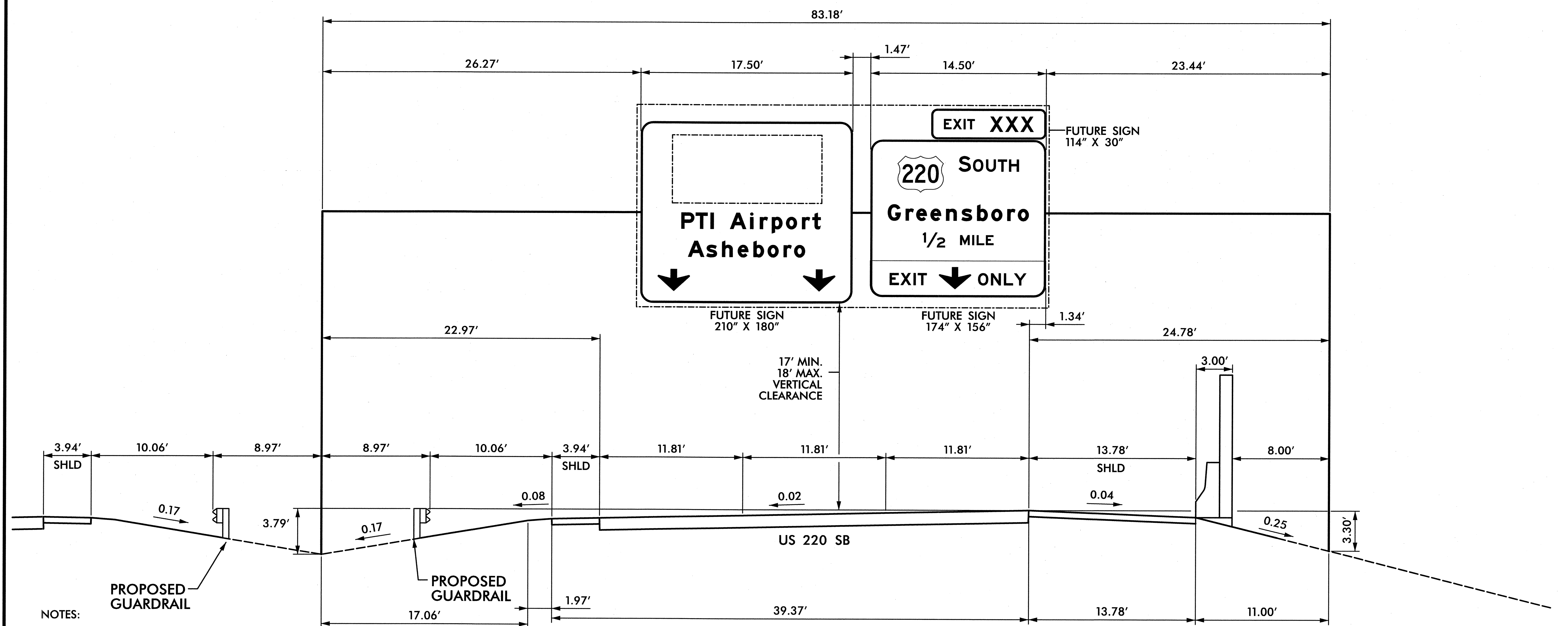


TIP NO. R-2413E	SHEET NO. SIGN-3B
APPROVED: <i>[Signature]</i>	
DATE: 10/4/2011	
SEAL	
	



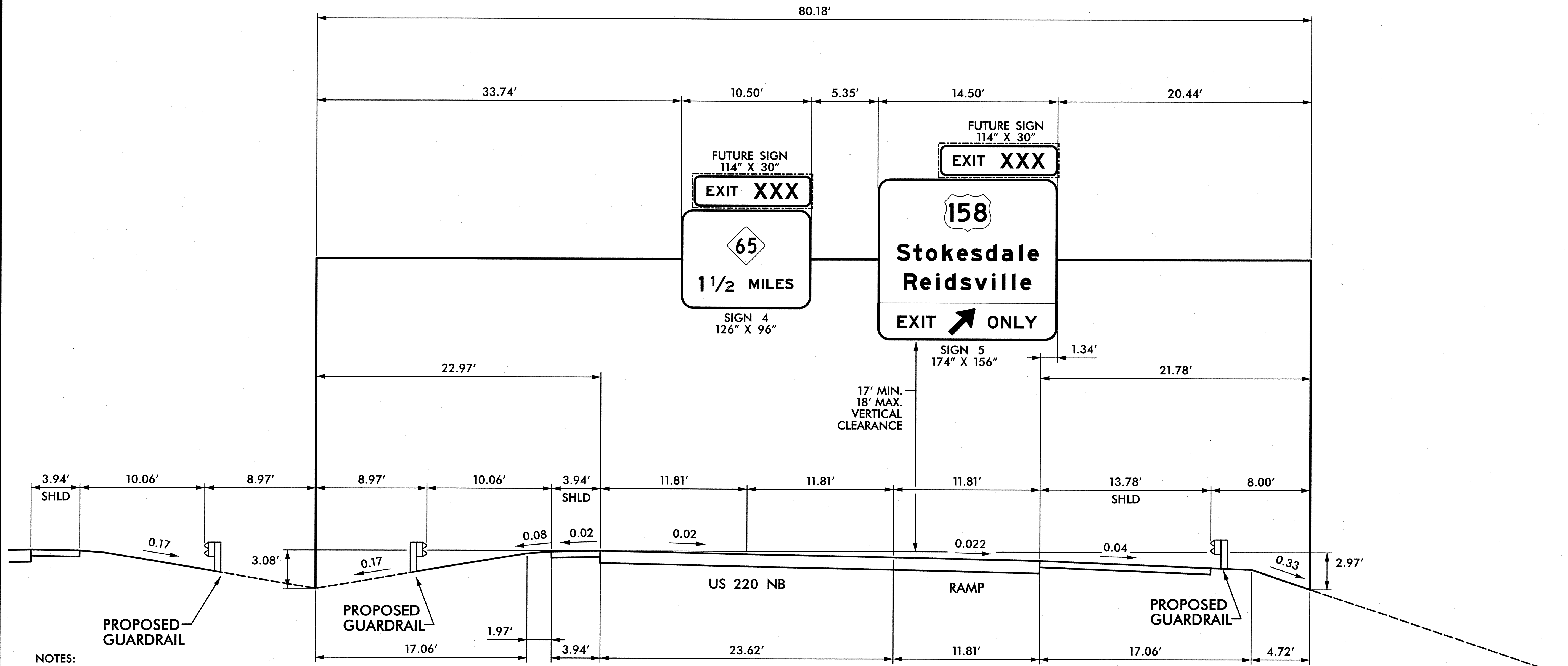
**NOTES:**

1. IF THE CONTRACTOR BIDS ALUMINUM SIGN STRUCTURE, EACH SHALL BE PROVIDED WITH AN APPROVED HIGHWAY TRUSS DAMPER DEVICE IN ACCORDANCE WITH AASHTO SPECIFICATIONS.
2. MOUNT SIGNS VERTICALLY CENTERED ON HORIZONTAL MEMBER OF STRUCTURE.
3. FIELD VERIFICATION SHALL BE REQUIRED FOR ALL FOOTING ELEVATIONS, PER THE LATEST NCDOT STANDARD SPECIFICATIONS FOR ROADS AND STRUCTURES. PROVIDE FIELD VERIFICATION TO THE SIGNING SECTION.
4. THE TOP OF THE FOOTING SHALL EXTEND AT LEAST 4 INCHES AND NOT MORE THAN 24 INCHES ABOVE THE HIGHEST POINT OF THE GROUND SURFACE AT THE FOOTING.
5. SIGN HANGERS AND ATTACHMENT HARDWARE SHALL BE PROVIDED AND INSTALLED ON THE ASSEMBLY TO ACCOMMODATE ALL SIGNS SHOWN IN THIS PLAN SHEET.
6. DESIGN AND CONSTRUCTION REQUIREMENTS FOR SIGN STRUCTURES SHALL ACCOMMODATE WIND VELOCITY OF 90 M.P.H.



NOTES:

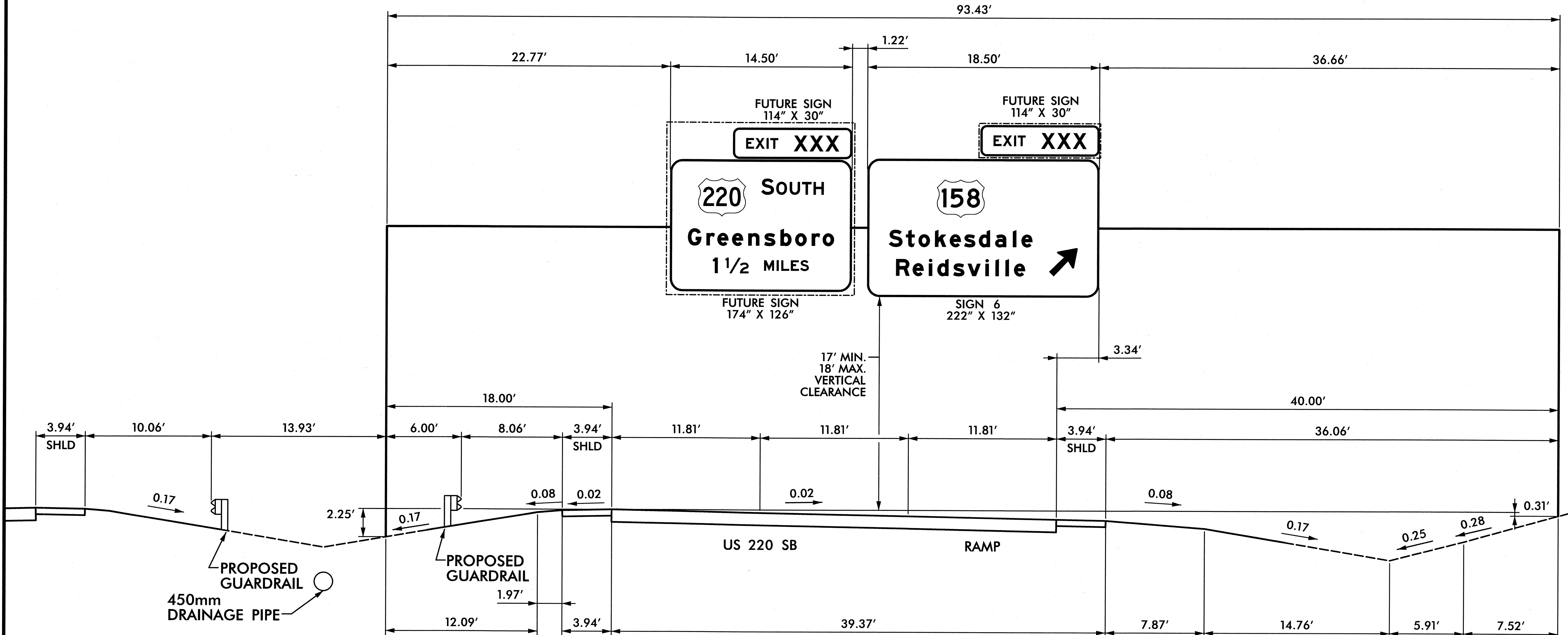
1. IF THE CONTRACTOR BIDS ALUMINUM SIGN STRUCTURE, EACH SHALL BE PROVIDED WITH AN APPROVED HIGHWAY TRUSS DAMPER DEVICE IN ACCORDANCE WITH AASHTO SPECIFICATIONS.
2. MOUNT SIGNS VERTICALLY CENTERED ON HORIZONTAL MEMBER OF STRUCTURE.
3. FIELD VERIFICATION SHALL BE REQUIRED FOR ALL FOOTING ELEVATIONS, PER THE LATEST NCDOT STANDARD SPECIFICATIONS FOR ROADS AND STRUCTURES. PROVIDE FIELD VERIFICATION TO THE SIGNING SECTION.
4. THE TOP OF THE FOOTING SHALL EXTEND AT LEAST 4 INCHES AND NOT MORE THAN 24 INCHES ABOVE THE HIGHEST POINT OF THE GROUND SURFACE AT THE FOOTING.
5. SIGN HANGERS AND ATTACHMENT HARDWARE SHALL BE PROVIDED AND INSTALLED ON THE ASSEMBLY TO ACCOMMODATE ALL SIGNS SHOWN IN THIS PLAN SHEET.
6. DESIGN AND CONSTRUCTION REQUIREMENTS FOR SIGN STRUCTURES SHALL ACCOMMODATE WIND VELOCITY OF 90 M.P.H.



NOTES:

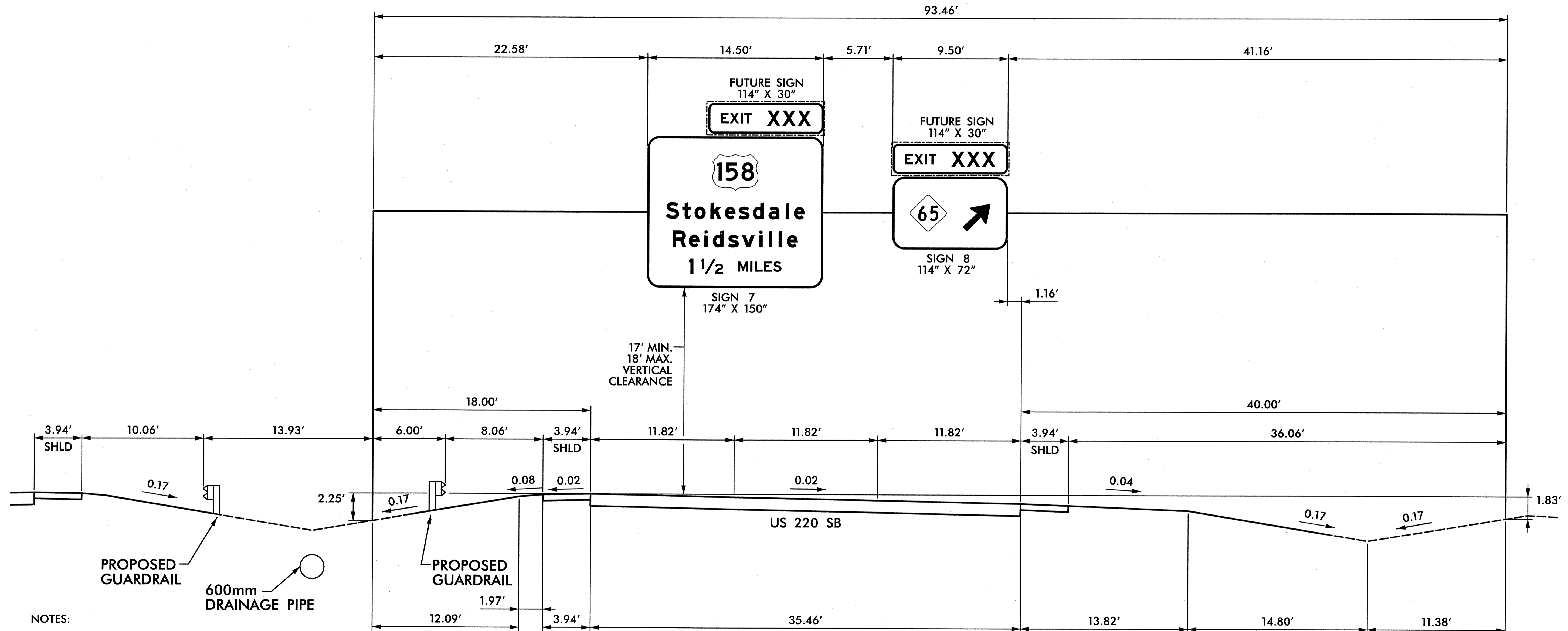
1. IF THE CONTRACTOR BIDS ALUMINUM SIGN STRUCTURE, EACH SHALL BE PROVIDED WITH AN APPROVED HIGHWAY TRUSS DAMPER DEVICE IN ACCORDANCE WITH AASHTO SPECIFICATIONS.
2. MOUNT SIGNS VERTICALLY CENTERED ON HORIZONTAL MEMBER OF STRUCTURE.
3. FIELD VERIFICATION SHALL BE REQUIRED FOR ALL FOOTING ELEVATIONS, PER THE LATEST NCDOT STANDARD SPECIFICATIONS FOR ROADS AND STRUCTURES. PROVIDE FIELD VERIFICATION TO THE SIGNING SECTION.
4. THE TOP OF THE FOOTING SHALL EXTEND AT LEAST 4 INCHES AND NOT MORE THAN 24 INCHES ABOVE THE HIGHEST POINT OF THE GROUND SURFACE AT THE FOOTING.
5. SIGN HANGERS AND ATTACHMENT HARDWARE SHALL BE PROVIDED AND INSTALLED ON THE ASSEMBLY TO ACCOMMODATE ALL SIGNS SHOWN IN THIS PLAN SHEET.
6. DESIGN AND CONSTRUCTION REQUIREMENTS FOR SIGN STRUCTURES SHALL ACCOMMODATE WIND VELOCITY OF 90 M.P.H.






NOTES:

1. IF THE CONTRACTOR BIDS ALUMINUM SIGN STRUCTURE, EACH SHALL BE PROVIDED WITH AN APPROVED HIGHWAY TRUSS DAMPER DEVICE IN ACCORDANCE WITH AASHTO SPECIFICATIONS.
2. MOUNT SIGNS VERTICALLY CENTERED ON HORIZONTAL MEMBER OF STRUCTURE.
3. FIELD VERIFICATION SHALL BE REQUIRED FOR ALL FOOTING ELEVATIONS, PER THE LATEST NCDOT STANDARD SPECIFICATIONS FOR ROADS AND STRUCTURES. PROVIDE FIELD VERIFICATION TO THE SIGNING SECTION.
4. THE TOP OF THE FOOTING SHALL EXTEND AT LEAST 4 INCHES AND NOT MORE THAN 24 INCHES ABOVE THE HIGHEST POINT OF THE GROUND SURFACE AT THE FOOTING.
5. SIGN HANGERS AND ATTACHMENT HARDWARE SHALL BE PROVIDED AND INSTALLED ON THE ASSEMBLY TO ACCOMMODATE ALL SIGNS SHOWN IN THIS PLAN SHEET.
6. DESIGN AND CONSTRUCTION REQUIREMENTS FOR SIGN STRUCTURES SHALL ACCOMMODATE WIND VELOCITY OF 90 M.P.H.



- NOTES:
1. IF THE CONTRACTOR BIDS ALUMINUM SIGN STRUCTURE, EACH SHALL BE PROVIDED WITH AN APPROVED HIGHWAY TRUSS DAMPER DEVICE IN ACCORDANCE WITH AASHTO SPECIFICATIONS.
  2. MOUNT SIGNS VERTICALLY CENTERED ON HORIZONTAL MEMBER OF STRUCTURE.
  3. FIELD VERIFICATION SHALL BE REQUIRED FOR ALL FOOTING ELEVATIONS, PER THE LATEST NCDOT STANDARD SPECIFICATIONS FOR ROADS AND STRUCTURES. PROVIDE FIELD VERIFICATION TO THE SIGNING SECTION.
  4. THE TOP OF THE FOOTING SHALL EXTEND AT LEAST 4 INCHES AND NOT MORE THAN 24 INCHES ABOVE THE HIGHEST POINT OF THE GROUND SURFACE AT THE FOOTING.
  5. SIGN HANGERS AND ATTACHMENT HARDWARE SHALL BE PROVIDED AND INSTALLED ON THE ASSEMBLY TO ACCOMMODATE ALL SIGNS SHOWN IN THIS PLAN SHEET.
  6. DESIGN AND CONSTRUCTION REQUIREMENTS FOR SIGN STRUCTURES SHALL ACCOMMODATE WIND VELOCITY OF 90 M.P.H.

APPROVED: *[Signature]*  
DATE: 10/4/2011

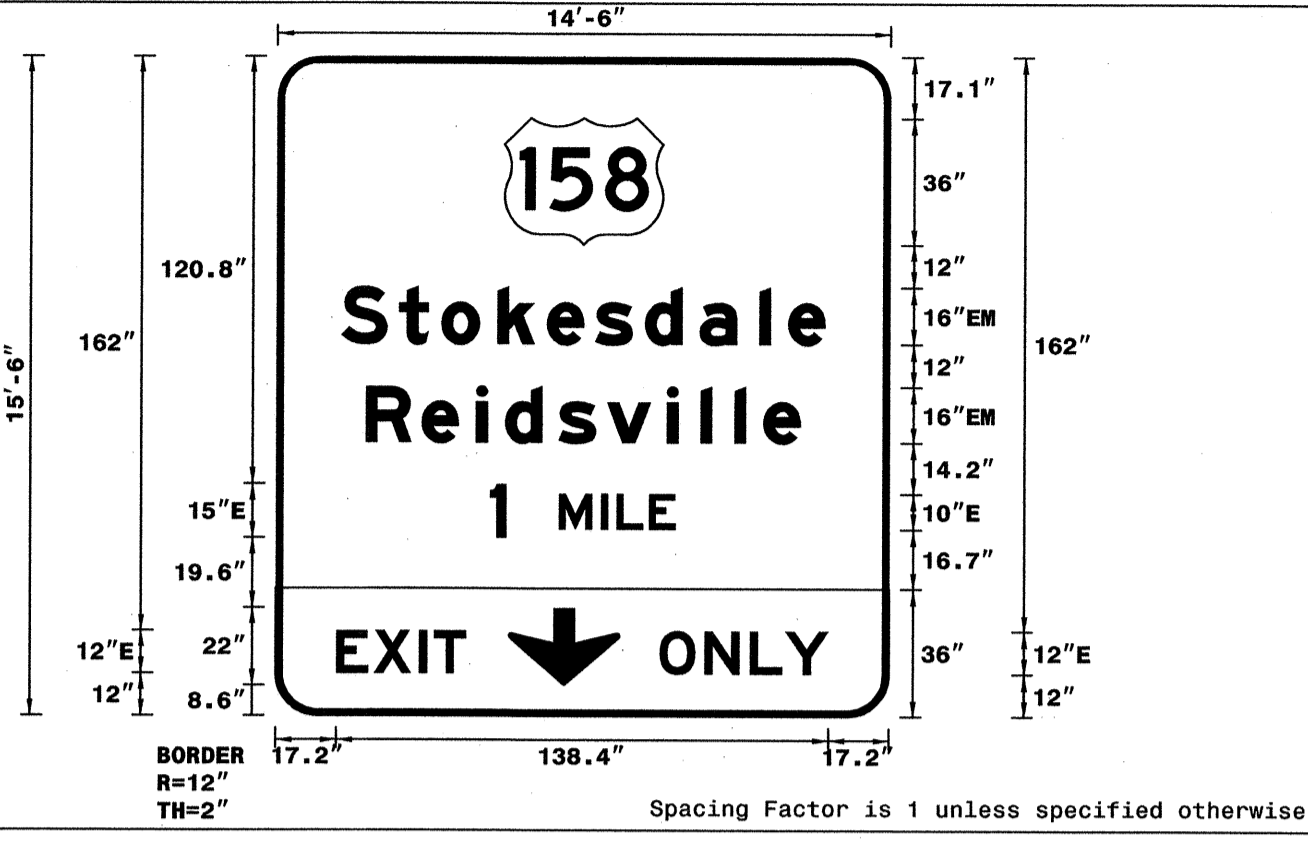


SIGN NUMBER: 1  
TYPE: A (OVERHEAD)  
QUANTITY: 1  
SIGN WIDTH: 14'-6"  
HEIGHT: 15'-6"  
TOTAL AREA: 224.8 Sq.Ft.  
BORDER TYPE: FLUSH  
RECESS: 0"  
WIDTH: 2"  
RADII: 12"  
NO. Z BARS: 6  
LENGTH: 166.0

BACKG COLOR: Green  
COPY COLOR: White  
SYMBOL: M1\_4  
X: 64.5  
Y: 132.9  
WID: 45  
HT: 36  
ARDBWN: 65.8  
8.6  
32  
22

MAT'L: 0.125" (3.2 mm) ALUMINUM

DESIGN BY: TRT  
PROJECT ID: R-2413C  
CHECKED BY: ADK/CAJ  
DIV: 07  
DATE: September 2011



- USE NOTES:
- Legend and border shall be direct applied Grade A reflective sheeting.
  - Shields shall be Grade C reflective sheeting on 0.032" (0.8mm) aluminum and demountable.
  - Background shall be Grade C reflective sheeting.
  - Bottom panel shall be yellow Grade C sheeting. Legend shall be direct applied black non-reflective sheeting.

LETTER POSITIONS

Letter spacings are to start of next letter

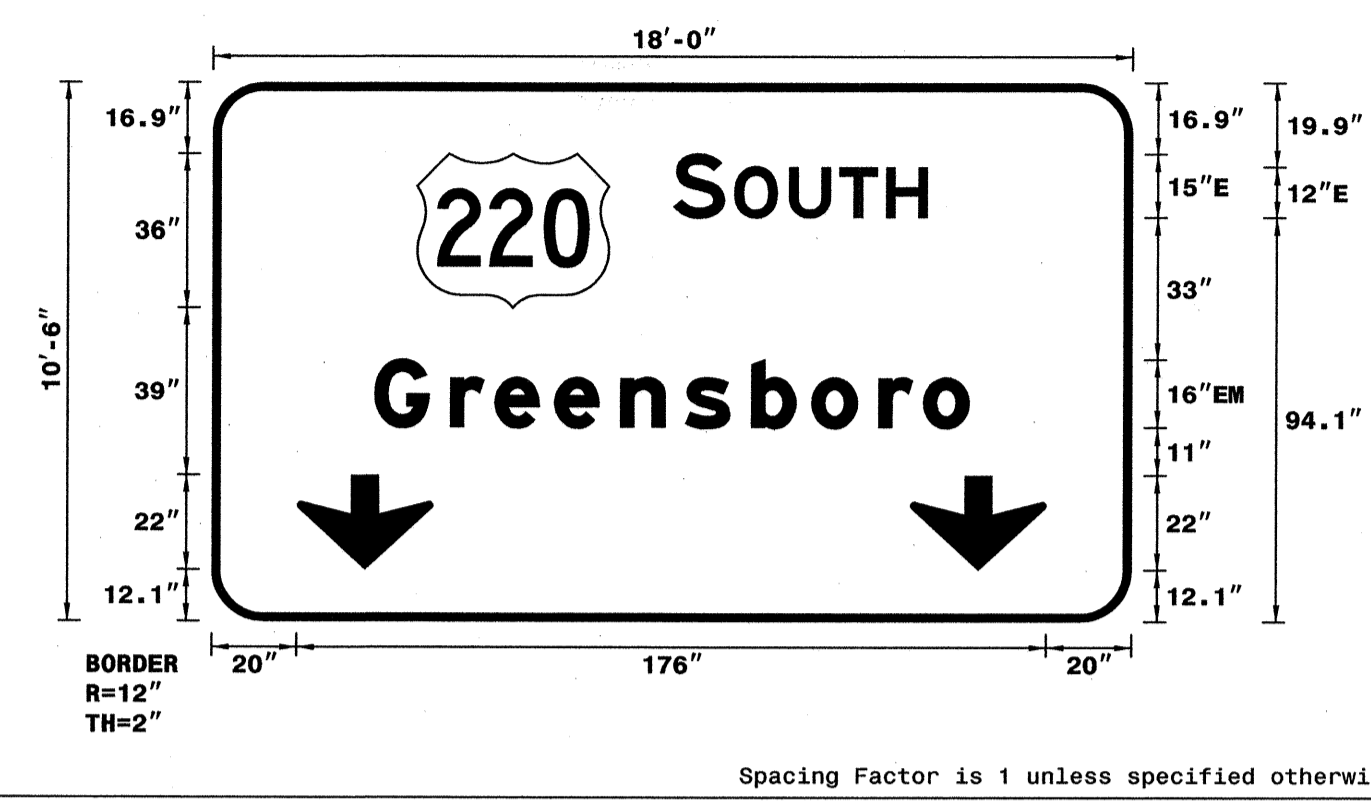
Series/Size	Text Length
EM 16	137.3
EM 16	123.4
E 10	52.6
E 12	36.7
E 12	47.9

SIGN NUMBER: 2  
TYPE: A (OVERHEAD)  
QUANTITY: 1  
SIGN WIDTH: 18'-0"  
HEIGHT: 10'-6"  
TOTAL AREA: 189.0 Sq.Ft.  
BORDER TYPE: FLUSH  
RECESS: 0"  
WIDTH: 2"  
RADII: 12"  
NO. Z BARS: 3  
LENGTH: 208.0

BACKG COLOR: Green  
COPY COLOR: White  
SYMBOL: M1\_4  
X: 49.1  
Y: 73.1  
WID: 45  
HT: 36  
ARDBWN: 20  
12.1  
32  
22  
164  
12.1  
32  
22

MAT'L: 0.125" (3.2 mm) ALUMINUM

DESIGN BY: TRT  
PROJECT ID: R-2413C  
CHECKED BY: ADK/CAJ  
DIV: 07  
DATE: September 2011



- USE NOTES:
- Legend and border shall be direct applied Grade A reflective sheeting.
  - Shields shall be Grade C reflective sheeting on 0.032" (0.8mm) aluminum and demountable.
  - Background shall be Grade C reflective sheeting.

LETTER POSITIONS

Letter spacings are to start of next letter

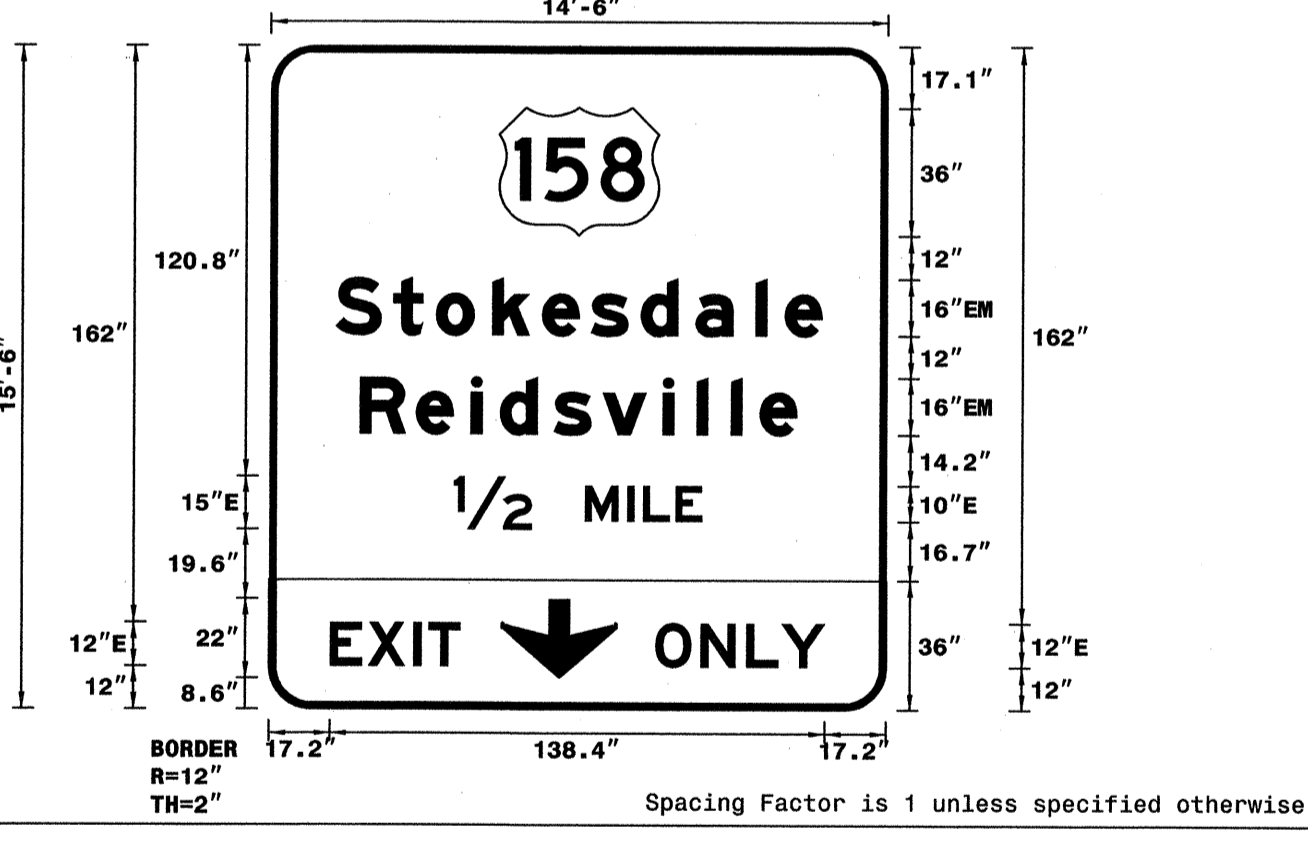
Series/Size	Text Length
E 15	59.8
EM 16	139.7

SIGN NUMBER: 3  
TYPE: A (OVERHEAD)  
QUANTITY: 1  
SIGN WIDTH: 14'-6"  
HEIGHT: 15'-6"  
TOTAL AREA: 224.8 Sq.Ft.  
BORDER TYPE: FLUSH  
RECESS: 0"  
WIDTH: 2"  
RADII: 12"  
NO. Z BARS: 6  
LENGTH: 166.0

BACKG COLOR: Green  
COPY COLOR: White  
SYMBOL: M1\_4  
X: 64.5  
Y: 132.9  
WID: 45  
HT: 36  
ARDBWN: 72  
7.6  
32  
22

MAT'L: 0.125" (3.2 mm) ALUMINUM

DESIGN BY: TRT  
PROJECT ID: R-2413C  
CHECKED BY: ADK/CAJ  
DIV: 07  
DATE: September 2011



- USE NOTES:
- Legend and border shall be direct applied Grade A reflective sheeting.
  - Shields shall be Grade C reflective sheeting on 0.032" (0.8mm) aluminum and demountable.
  - Background shall be Grade C reflective sheeting.
  - Bottom panel shall be yellow Grade C sheeting. Legend shall be direct applied black non-reflective sheeting.

LETTER POSITIONS

Letter spacings are to start of next letter

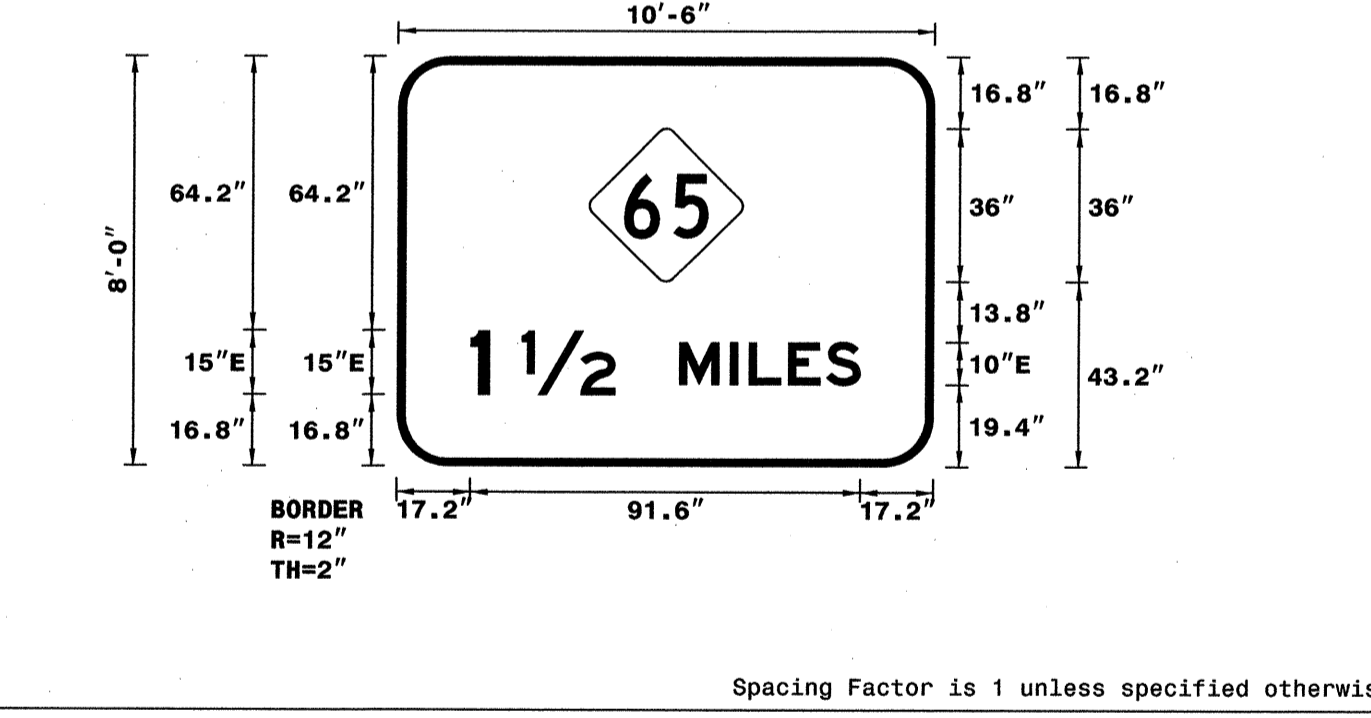
Series/Size	Text Length
EM 16	123.4
EM 16	137.3
E 10	70.1
E 12	36.7
E 12	47.9

SIGN NUMBER: 4  
TYPE: A (OVERHEAD)  
QUANTITY: 1  
SIGN WIDTH: 10'-6"  
HEIGHT: 8'-0"  
TOTAL AREA: 84.0 Sq.Ft.  
BORDER TYPE: FLUSH  
RECESS: 0"  
WIDTH: 2"  
RADII: 12"  
NO. Z BARS: 3  
LENGTH: 118.0

BACKG COLOR: Green  
COPY COLOR: White  
SYMBOL: M1-5-2-36-15C  
X: 45  
Y: 43.2  
WID: 36  
HT: 36  
ARDBWN: 17.2  
17.2  
17.2

MAT'L: 0.125" (3.2 mm) ALUMINUM

DESIGN BY: TRT  
PROJECT ID: R-2413C  
CHECKED BY: ADK/CAJ  
DIV: 07  
DATE: September 2011



- USE NOTES:
- Legend and border shall be direct applied Grade A reflective sheeting.
  - Shields shall be Grade C reflective sheeting on 0.032" (0.8mm) aluminum and demountable.
  - Background shall be Grade C reflective sheeting.

LETTER POSITIONS

Letter spacings are to start of next letter

Series/Size	Text Length
E 10	91.6

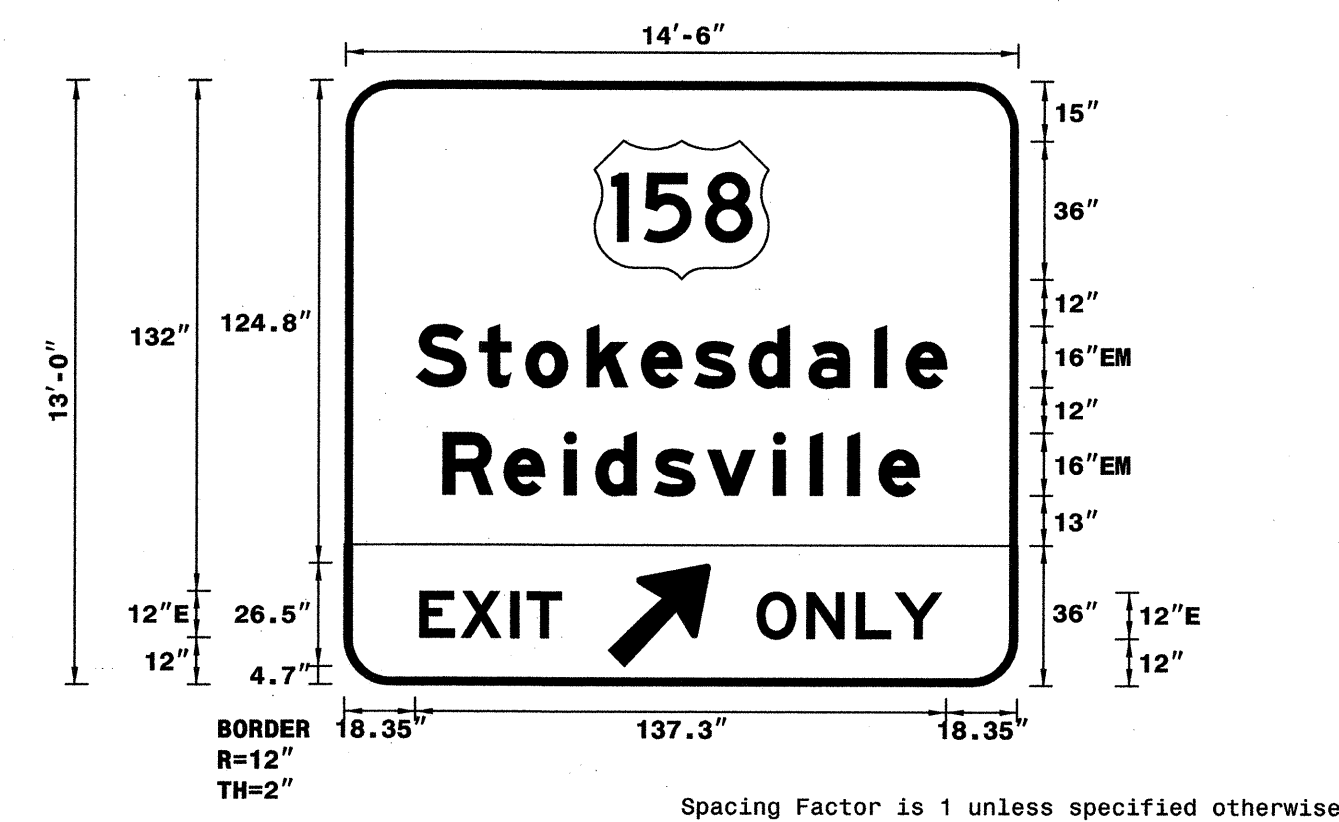


APPROVED: *[Signature]*  
 DATE: 10/4/2011



SIGN NUMBER: 5 BACKG COLOR: Green  
 TYPE: A (OVERHEAD) COPY COLOR: White  
 QUANTITY: 1  
 SIGN WIDTH: 14'-6" HEIGHT: 13'-0"  
 TOTAL AREA: 188.5 Sq.Ft.  
 BORDER TYPE: FLUSH RECESS: 0" WIDTH: 2" RADII: 12"  
 NO. Z BARS: 4 LENGTH: 166.0  
 MAT'L: 0.125" (3.2 mm) ALUMINUM

DESIGN BY: TRT CHECKED BY: ADK/CAJ  
 PROJECT ID: R-2413 DIV: 07 DATE: September 2011



- USE NOTES:  
 1. Legend and border shall be direct applied Grade A reflective sheeting.  
 2. Shields shall be Grade C reflective sheeting on 0.032" (0.8mm) aluminum and demountable.  
 3. Background shall be Grade C reflective sheeting.  
 4. Bottom panel shall be yellow Type III sheeting. Legend shall be direct applied black non-reflective sheeting.

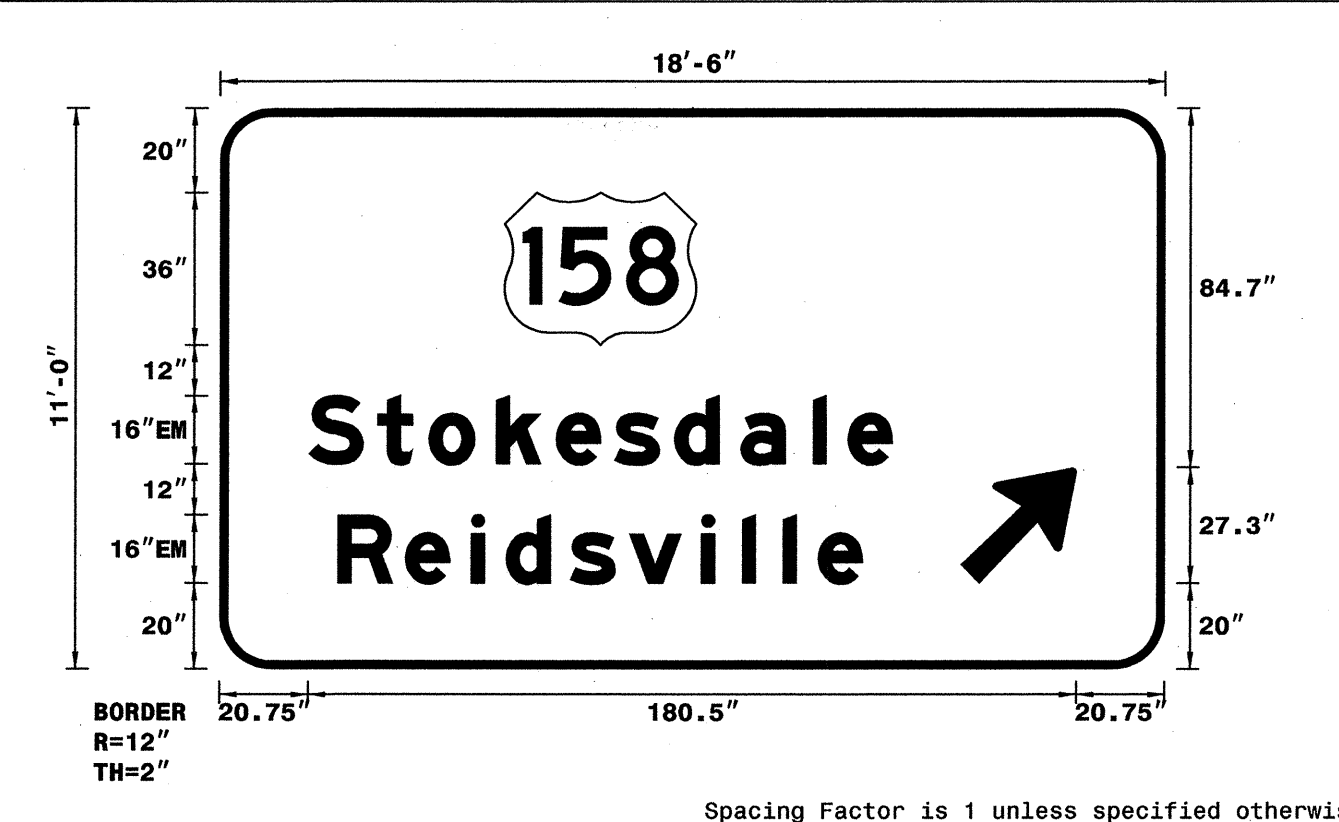
LETTER POSITIONS

Letter spacings are to start of next letter

Series/Size	Text Length
EM 16	123.4
EM 16	137.3
E 12	36.7
E 12	47.9

SIGN NUMBER: 6 BACKG COLOR: Green  
 TYPE: A (OVERHEAD) COPY COLOR: White  
 QUANTITY: 1  
 SIGN WIDTH: 18'-6" HEIGHT: 11'-0"  
 TOTAL AREA: 203.5 Sq.Ft.  
 BORDER TYPE: FLUSH RECESS: 0" WIDTH: 2" RADII: 12"  
 NO. Z BARS: 3 LENGTH: 214.0  
 MAT'L: 0.125" (3.2 mm) ALUMINUM

DESIGN BY: TRT CHECKED BY: ADK/CAJ  
 PROJECT ID: R-2413C DIV: 07 DATE: September 2011



- USE NOTES:  
 1. Legend and border shall be direct applied Grade A reflective sheeting.  
 2. Shields shall be Grade C reflective sheeting on 0.032" (0.8mm) aluminum and demountable.  
 3. Background shall be Grade C reflective sheeting.

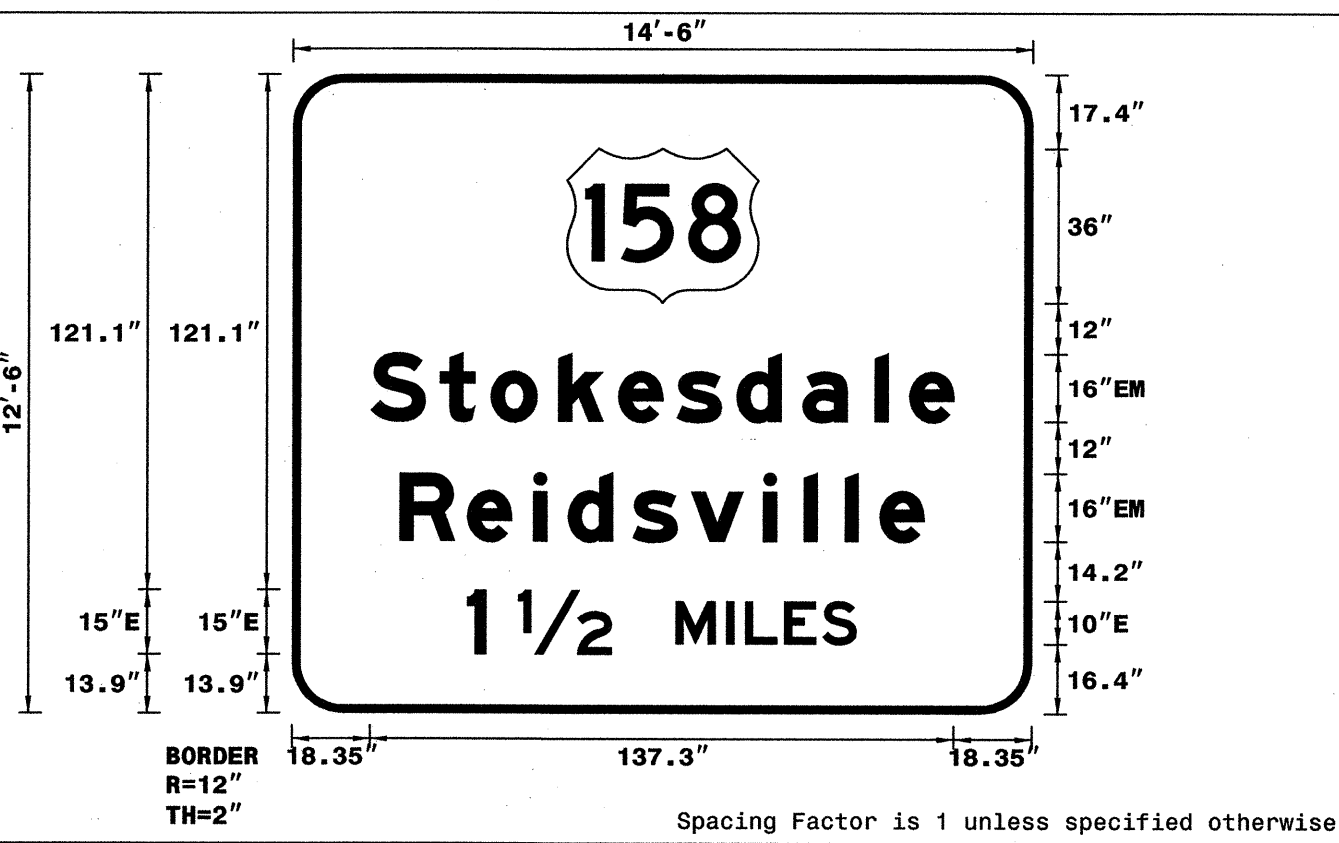
LETTER POSITIONS

Letter spacings are to start of next letter

Series/Size	Text Length
EM 16	123.4
EM 16	137.3
E 12	36.7
E 12	47.9

SIGN NUMBER: 7 BACKG COLOR: Green  
 TYPE: A (OVERHEAD) COPY COLOR: White  
 QUANTITY: 1  
 SIGN WIDTH: 14'-6" HEIGHT: 12'-6"  
 TOTAL AREA: 181.3 Sq.Ft.  
 BORDER TYPE: FLUSH RECESS: 0" WIDTH: 2" RADII: 12"  
 NO. Z BARS: 4 LENGTH: 166.0  
 MAT'L: 0.125" (3.2 mm) ALUMINUM

DESIGN BY: TRT CHECKED BY: ADK/CAJ  
 PROJECT ID: R-2413C DIV: 07 DATE: September 2011



- USE NOTES:  
 1. Legend and border shall be direct applied Grade A reflective sheeting.  
 2. Shields shall be Grade C reflective sheeting on 0.032" (0.8mm) aluminum and demountable.  
 3. Background shall be Grade C reflective sheeting.

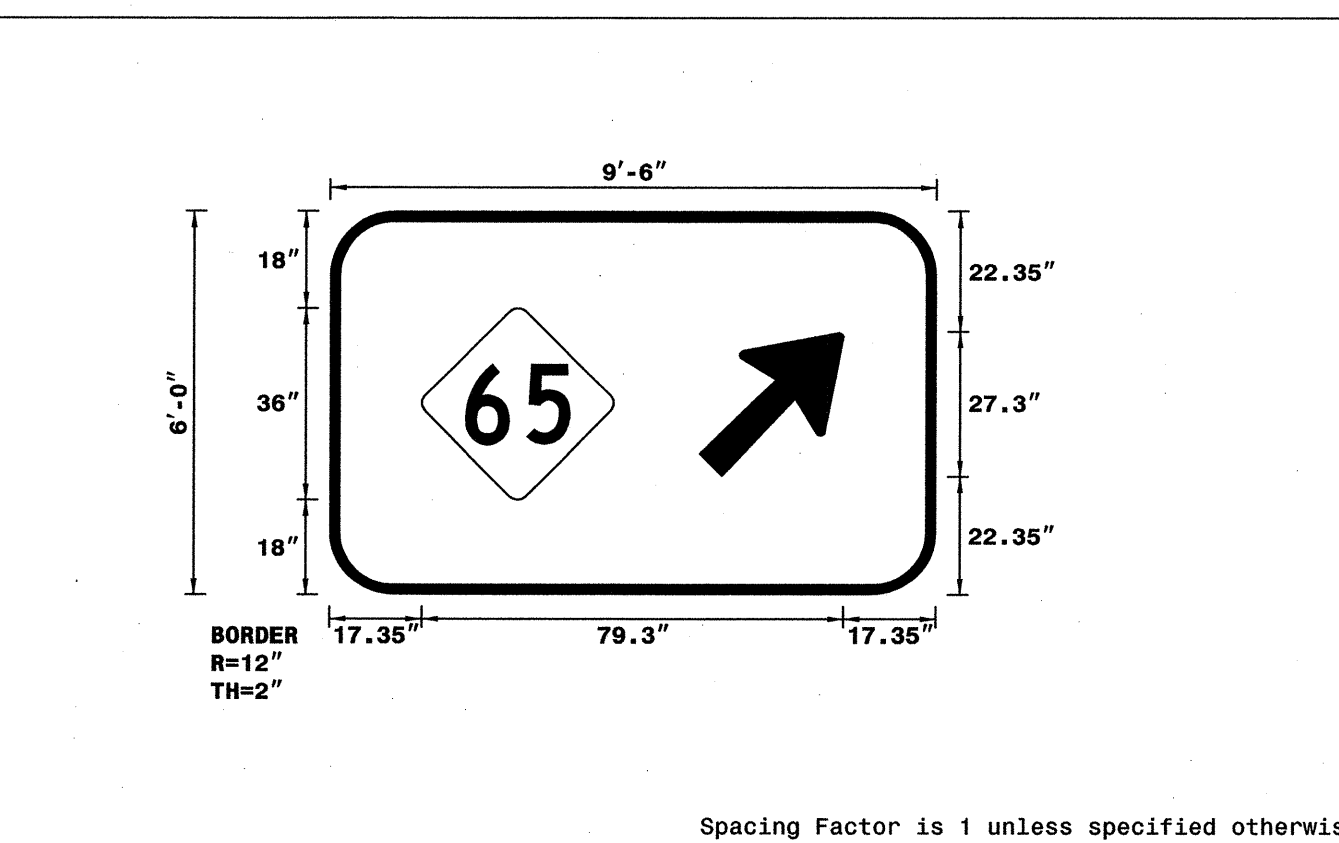
LETTER POSITIONS

Letter spacings are to start of next letter

Series/Size	Text Length
EM 16	123.4
EM 16	137.3
E 10	91.6

SIGN NUMBER: 8 BACKG COLOR: Green  
 TYPE: A (OVERHEAD) COPY COLOR: White  
 QUANTITY: 1  
 SIGN WIDTH: 9'-6" HEIGHT: 6'-0"  
 TOTAL AREA: 57.0 Sq.Ft.  
 BORDER TYPE: FLUSH RECESS: 0" WIDTH: 2" RADII: 12"  
 NO. Z BARS: 2 LENGTH: 106.0  
 MAT'L: 0.125" (3.2 mm) ALUMINUM

DESIGN BY: TRT CHECKED BY: ADK/CAJ  
 PROJECT ID: R-2413C DIV: 07 DATE: September 2011



- USE NOTES:  
 1. Legend and border shall be direct applied Grade A reflective sheeting.  
 2. Shields shall be Grade C reflective sheeting on 0.032" (0.8mm) aluminum and demountable.  
 3. Background shall be Grade C reflective sheeting.  
 4. Center arrow(s) vertically on sign.


LETTER POSITIONS

Letter spacings are to start of next letter

Series/Size	Text Length
EM 16	123.4
EM 16	137.3
E 10	91.6



APPROVED: *[Signature]*  
DATE: 10/4/2011



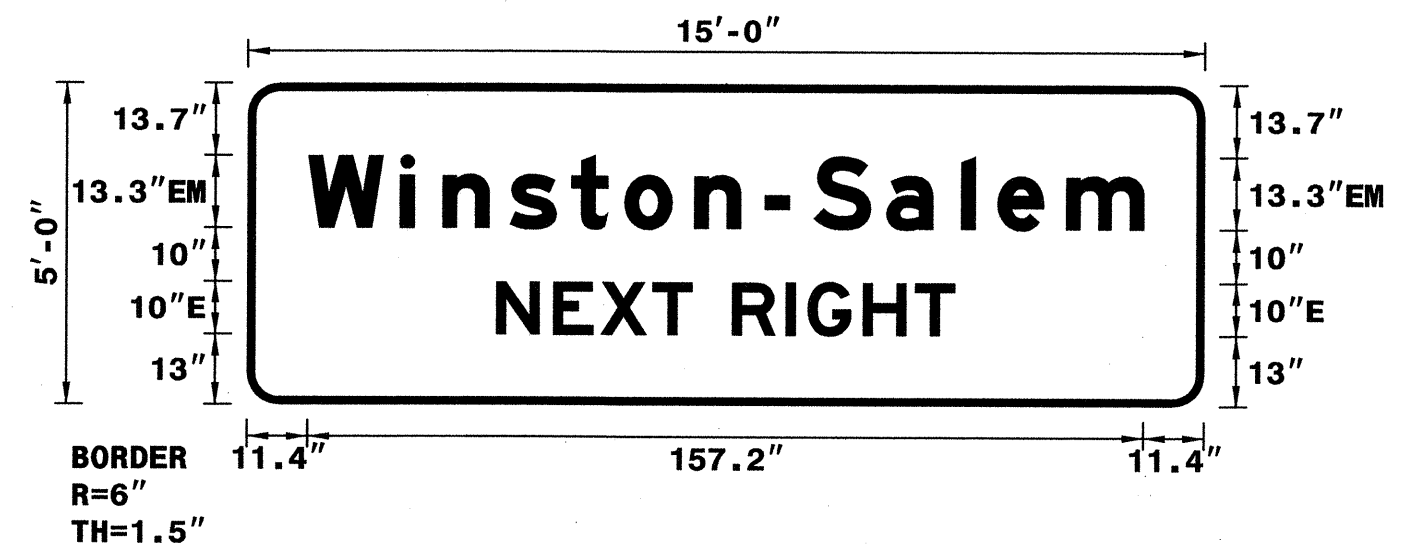
SIGN NUMBER: 101  
TYPE: A  
QUANTITY: 1  
SIGN WIDTH: 15'-0"  
HEIGHT: 5'-0"  
TOTAL AREA: 75.0 Sq.Ft.  
BORDER TYPE: FLUSH  
RECESS: 0"  
WIDTH: 1.5"  
RADII: 6"  
NO. Z BARS: 2  
LENGTH: 172.0

BACKG COLOR: Green  
COPY COLOR: White

SYMBOL	X	Y	WID	HT

MAT'L: 0.125" (3.2 mm) ALUMINUM

DESIGN BY: TRT  
PROJECT ID: R-2413C  
CHECKED BY: CAJ  
DIV: 07  
DATE: October 2011



USE NOTES:  
1. Legend and border shall be direct applied Grade C reflective sheeting.  
2. Background shall be Grade C reflective sheeting.

LETTER POSITIONS

Letter spacings are to start of next letter													Series/Size				
													Text Length				
11.4	17.3	8	12.6	11.6	10	13.2	8.8	4.5	4.7	4.5	13.7	14.1	6.8	12.9	14.6	11.4	EM 13.3
W i n s t o n - S a l e m													157.2				
46.9	10.7	8.9	9.8	7.5	7.5	10.1	4.1	10.4	9.8	7.5	46.9					E 10	
N E X T R I G H T													86.3				

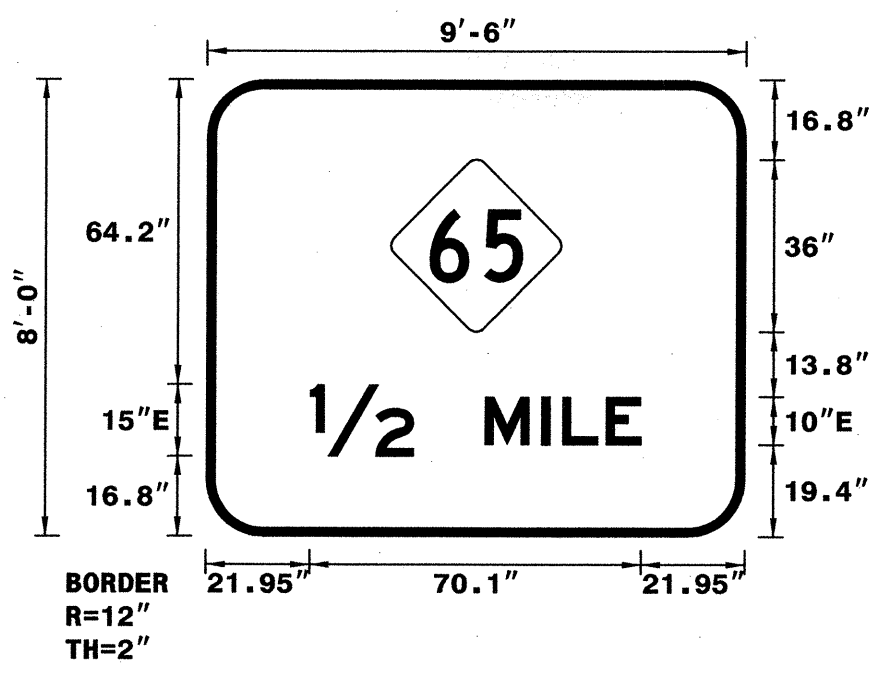
SIGN NUMBER: 102,106  
TYPE: A  
QUANTITY: 2  
SIGN WIDTH: 9'-6"  
HEIGHT: 8'-0"  
TOTAL AREA: 76.0 Sq.Ft.  
BORDER TYPE: FLUSH  
RECESS: 0"  
WIDTH: 2"  
RADII: 12"  
NO. Z BARS: 3  
LENGTH: 106.0

BACKG COLOR: Green  
COPY COLOR: White

SYMBOL	X	Y	WID	HT
M1-5-2-36-15C	39	43.1	36	36

MAT'L: 0.125" (3.2 mm) ALUMINUM

DESIGN BY: TRT  
PROJECT ID: R-2413C  
CHECKED BY: CAJ  
DIV: 07  
DATE: September 2011



USE NOTES:  
1. Legend and border shall be direct applied Grade C reflective sheeting.  
2. Shields shall be Grade C reflective sheeting on 0.032" (0.8mm) aluminum and demountable.  
3. Background shall be Grade C reflective sheeting.

LETTER POSITIONS

Letter spacings are to start of next letter										Series/Size
										Text Length
22	22	15	12	4.4	9.2	7.5	22			E 10
1/2 M I L E										70.1

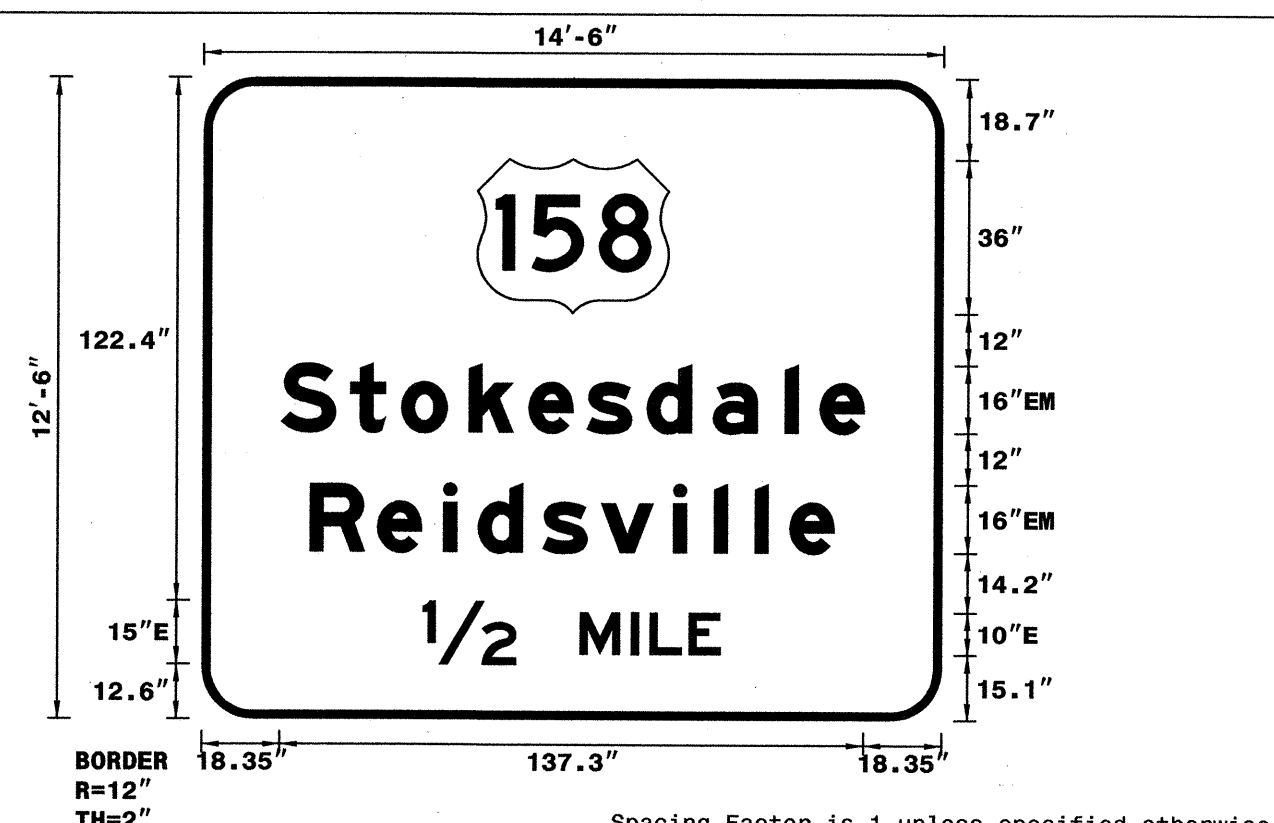
SIGN NUMBER: 103  
TYPE: A  
QUANTITY: 1  
SIGN WIDTH: 14'-6"  
HEIGHT: 12'-6"  
TOTAL AREA: 181.3 Sq.Ft.  
BORDER TYPE: FLUSH  
RECESS: 0"  
WIDTH: 2"  
RADII: 12"  
NO. Z BARS: 4  
LENGTH: 166.0

BACKG COLOR: Green  
COPY COLOR: White

SYMBOL	X	Y	WID	HT
M1.4	64.5	95.3	45	36

MAT'L: 0.125" (3.2 mm) ALUMINUM

DESIGN BY: TRT  
PROJECT ID: R-2413C  
CHECKED BY: ADK/CAJ  
DIV: 07  
DATE: September 2011



USE NOTES:  
1. Legend and border shall be direct applied Grade C reflective sheeting.  
2. Shields shall be Grade C reflective sheeting on 0.032" (0.8mm) aluminum and demountable.  
3. Background shall be Grade C reflective sheeting.

LETTER POSITIONS

Letter spacings are to start of next letter													Series/Size	
													Text Length	
18.4	16.3	12	15.8	14.1	13.8	14.1	15.5	17	8.2	10.6	18.4			EM 16
S t o k e s d a l e													123.4	
25.3	15.8	15.5	8.2	15.2	13.8	17	9.6	9.6	8.2	10.6	25.3			EM 16
R e i d s v i l l e													137.3	
52	22	15	12	4.4	9.2	7.5	52					E 10		
1/2 M I L E													70.1	

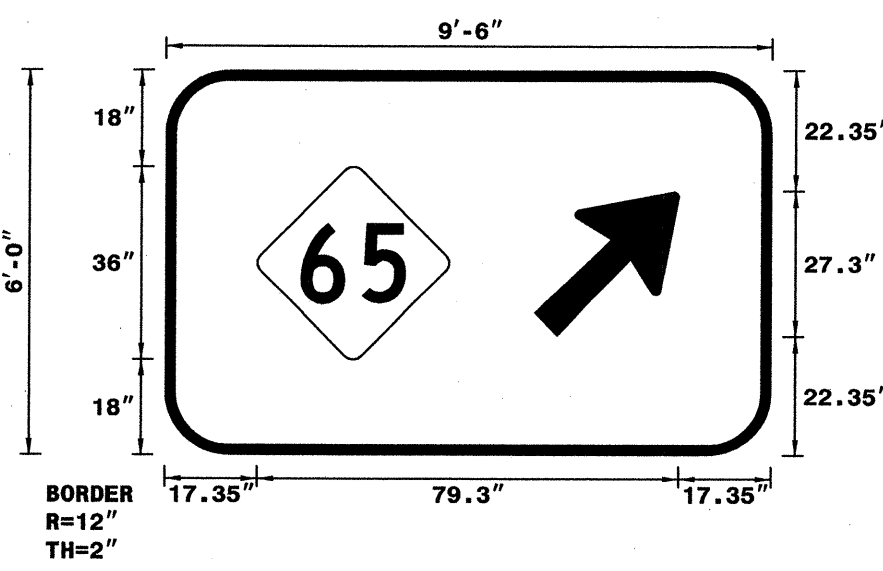
SIGN NUMBER: 104  
TYPE: A  
QUANTITY: 1  
SIGN WIDTH: 9'-6"  
HEIGHT: 6'-0"  
TOTAL AREA: 57.0 Sq.Ft.  
BORDER TYPE: FLUSH  
RECESS: 0"  
WIDTH: 2"  
RADII: 12"  
NO. Z BARS: 2  
LENGTH: 106.0

BACKG COLOR: Green  
COPY COLOR: White

SYMBOL	X	Y	WID	HT
ARMED	69.4	22.4	22.3	35
M1-5-2-36-15C	17.4	18	36	36

MAT'L: 0.125" (3.2 mm) ALUMINUM

DESIGN BY: TRT  
PROJECT ID: R-2413C  
CHECKED BY: ADK/CAJ  
DIV: 07  
DATE: September 2011




USE NOTES:  
1. Legend and border shall be direct applied Grade C reflective sheeting.  
2. Shields shall be Grade C reflective sheeting on 0.032" (0.8mm) aluminum and demountable.  
3. Background shall be Grade C reflective sheeting.

LETTER POSITIONS

Letter spacings are to start of next letter										Series/Size
										Text Length

APPROVED: [Signature] DATE: 10/4/2011

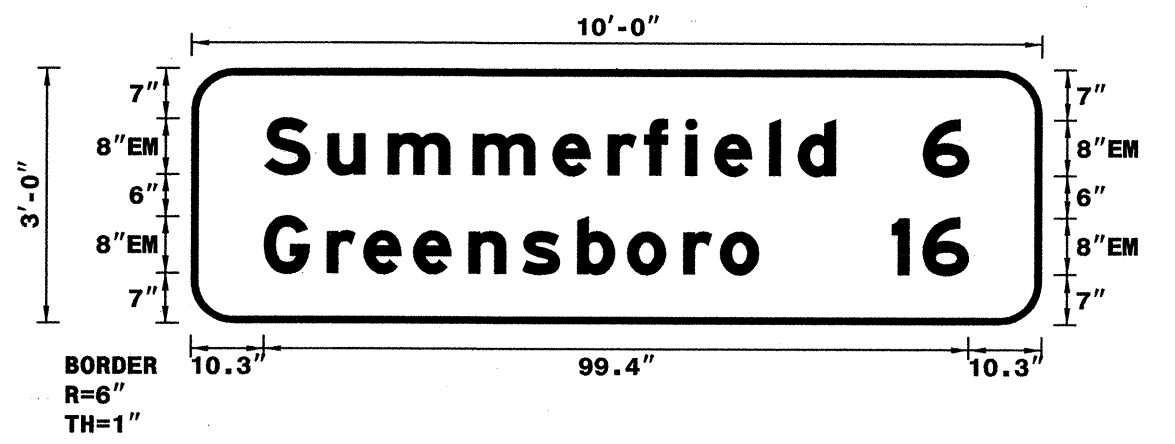


SIGN NUMBER: 105  
 TYPE: B  
 QUANTITY: 1  
 SIGN WIDTH: 10'-0"  
 HEIGHT: 3'-0"  
 TOTAL AREA: 30.0 Sq.Ft.  
 BORDER TYPE: FLUSH  
 RECESS: 0"  
 WIDTH: 1"  
 RADII: 6"  
 NO. Z BARS: 2  
 LENGTH: 112.0

BACKG COLOR: Green  
 COPY COLOR: White  
 MAT'L: 0.125" (3.2 mm) ALUMINUM

DESIGN BY: EAH  
 PROJECT ID: R-2413C  
 CHECKED BY: TRT/ADK/CAJ  
 DIV: 07  
 DATE: September 2011

SYMBOL	X	Y	WID	HT



USE NOTES:  
 1. Legend and border shall be direct applied Grade C reflective sheeting.  
 2. Background shall be Grade C reflective sheeting.

LETTER POSITIONS

Letter spacings are to start of next letter

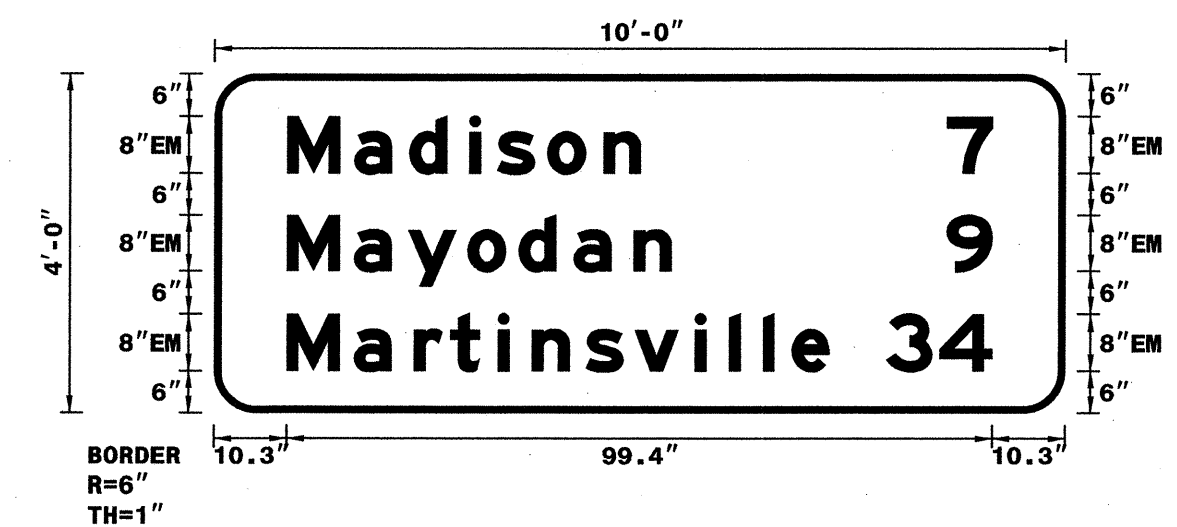
Series/Size	Text Length
S u m m e r f i e l d	EM 8
10.3 9 8.5 12 11.3 7.8 5.1 5.8 4.1 7.8 4.1 5.3 29.1	80.6
6	EM 8
103.2 6.5 10.3	6.5
G r e e n s b o r o	EM 8
10.3 8.9 5.2 7 7.8 7.6 7.8 7 7.9 5.2 5.4 39.9	69.8
1 6	EM 8
98.9 4.3 6.5 10.3	10.8

SIGN NUMBER: 107  
 TYPE: B  
 QUANTITY: 1  
 SIGN WIDTH: 10'-0"  
 HEIGHT: 4'-0"  
 TOTAL AREA: 40.0 Sq.Ft.  
 BORDER TYPE: FLUSH  
 RECESS: 0"  
 WIDTH: 1"  
 RADII: 6"  
 NO. Z BARS: 2  
 LENGTH: 112.0

BACKG COLOR: Green  
 COPY COLOR: White  
 MAT'L: 0.125" (3.2 mm) ALUMINUM

DESIGN BY: EAH  
 PROJECT ID: R-2413C  
 CHECKED BY: TRT/ADK/CAJ  
 DIV: 07  
 DATE: September 2011

SYMBOL	X	Y	WID	HT



USE NOTES:  
 1. Legend and border shall be direct applied Grade C reflective sheeting.  
 2. Background shall be Grade C reflective sheeting.

LETTER POSITIONS

Letter spacings are to start of next letter

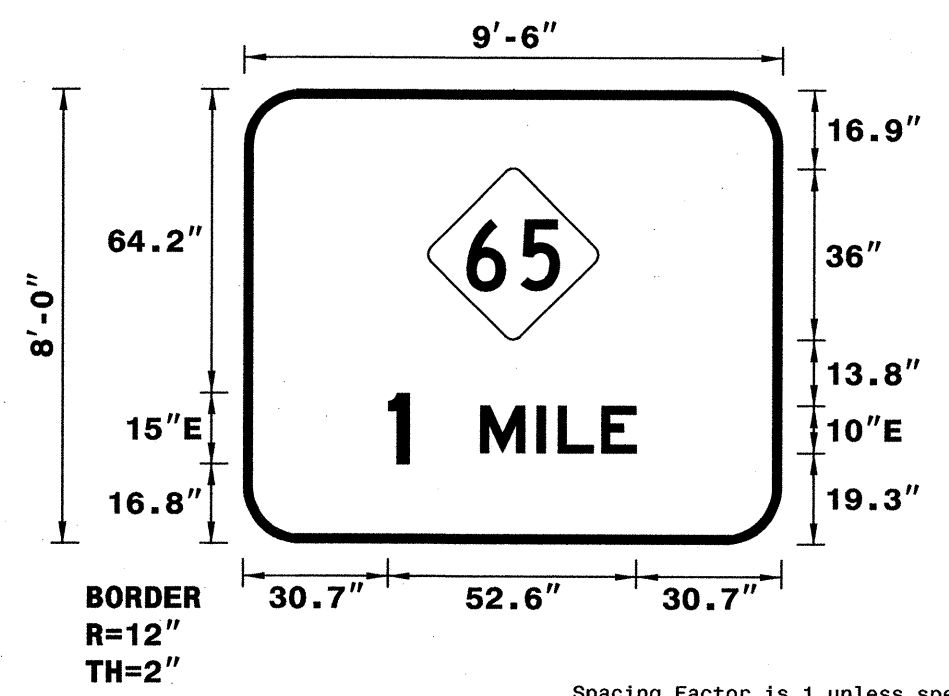
Series/Size	Text Length
M a d i s o n	EM 8
10.3 9.4 7.8 8.5 3.9 7 7.9 5.3 59.9	49.8
7	EM 8
103.2 6.5 10.3	6.5
M a y o d a n	EM 8
10.3 9.4 7.6 8.4 7.2 7.8 8.5 5.3 55.6	54.2
9	EM 8
103.2 6.5 10.3	6.5
M a r t i n s v i l l e	EM 8
10.3 9.4 8.5 5.1 6.7 4.8 7.6 6.9 8.5 4.8 4.8 4.1 5.3 33.2	76.5
3 4	EM 8
94.8 7.5 7.4 10.3	15

SIGN NUMBER: 108  
 TYPE: A  
 QUANTITY: 1  
 SIGN WIDTH: 9'-6"  
 HEIGHT: 8'-0"  
 TOTAL AREA: 76.0 Sq.Ft.  
 BORDER TYPE: FLUSH  
 RECESS: 0"  
 WIDTH: 2"  
 RADII: 12"  
 NO. Z BARS: 3  
 LENGTH: 106.0

BACKG COLOR: Green  
 COPY COLOR: White  
 MAT'L: 0.125" (3.2 mm) ALUMINUM

DESIGN BY: TRT  
 PROJECT ID: R-2413C  
 CHECKED BY: CAJ  
 DIV: 07  
 DATE: September 2011

SYMBOL	X	Y	WID	HT
M1-5-2-36-15C	39	43.1	36	36



LETTER POSITIONS

Letter spacings are to start of next letter

Series/Size	Text Length
1	E 10
30.7 4.5 15 12 4.4 9.2 7.5 30.7	52.6

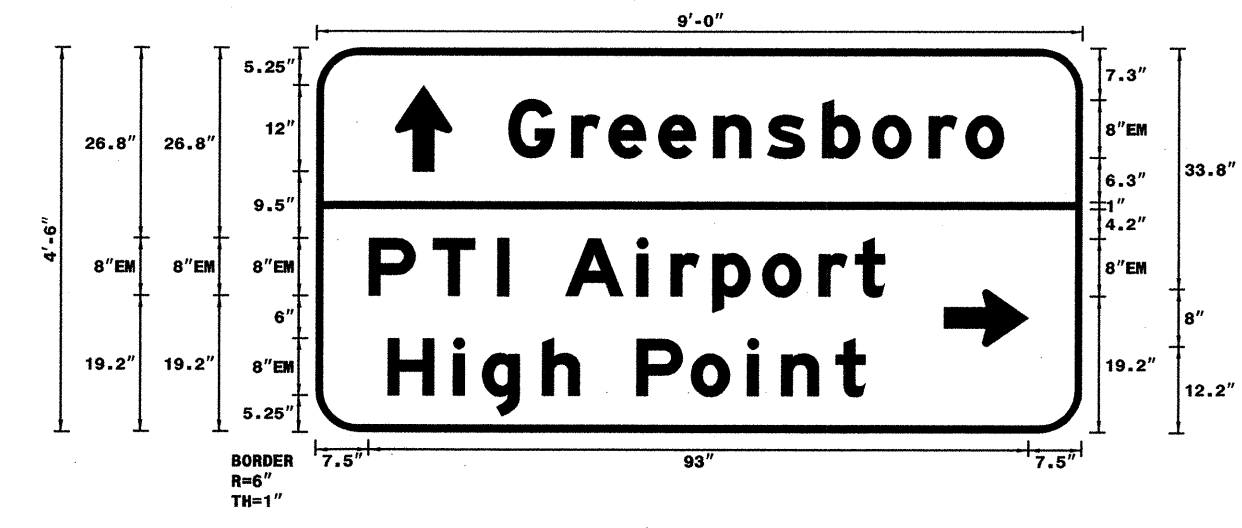
USE NOTES:  
 1. Legend and border shall be direct applied Grade C reflective sheeting.  
 2. Shields shall be Grade C reflective sheeting on 0.032" (0.8mm) aluminum and demountable.  
 3. Background shall be Grade C reflective sheeting.

SIGN NUMBER: 109  
 TYPE: B  
 QUANTITY: 1  
 SIGN WIDTH: 9'-0"  
 HEIGHT: 4'-6"  
 TOTAL AREA: 40.5 Sq.Ft.  
 BORDER TYPE: FLUSH  
 RECESS: 0"  
 WIDTH: 1"  
 RADII: 6"  
 NO. Z BARS: 2  
 LENGTH: 100.0

BACKG COLOR: Green  
 COPY COLOR: White  
 MAT'L: 0.125" (3.2 mm) ALUMINUM

DESIGN BY: EAH  
 PROJECT ID: R-2413C  
 CHECKED BY: TRT/ADK/CAJ  
 DIV: 07  
 DATE: September 2011

SYMBOL	X	Y	WID	HT
Arrow Up	11.1	36.8	8	12
Arrow Right	88.3	12.2	8	12



LETTER POSITIONS

Letter spacings are to start of next letter

Series/Size	Text Length
G r e e n s b o r o	EM 8
27.1 8.9 5.2 7 7.8 7.6 7.8 7 7.9 5.2 5.4 11.1	69.8
P T I A i r p o r t	EM 8
7.5 6.5 2.5 5.9 3.2 1.6 8 10 4.8 5.9 7 7.9 5.1 4.2 27.8	72.7
H i g h P o i n t	EM 8
10.2 9.2 4.1 8.5 5.3 8 7.7 7.9 4.8 7.7 4.2 30.5	67.3

USE NOTES:  
 1. Legend and border shall be direct applied Grade C reflective sheeting.  
 2. Background shall be Grade C reflective sheeting.



APPROVED: *[Signature]*

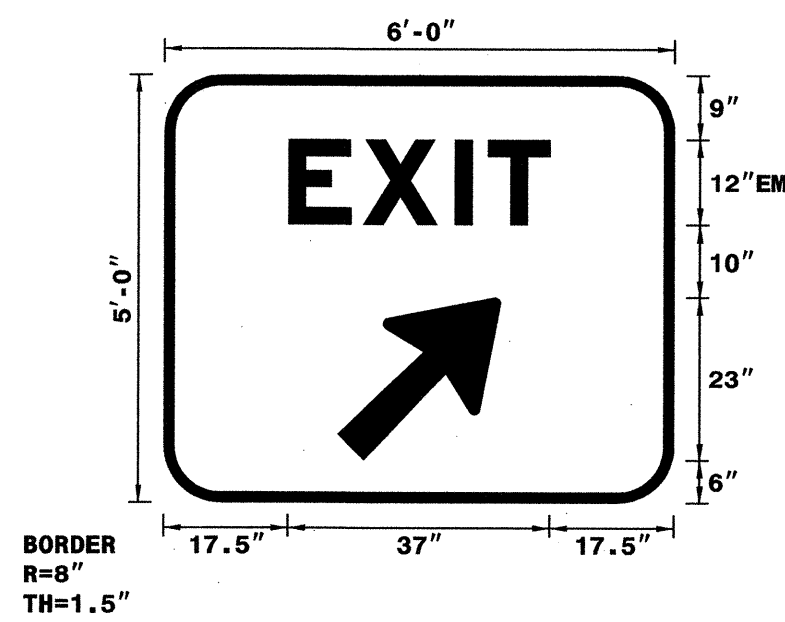
DATE: 10/4/2011

SEAL



SIGN NUMBER: 201,202,203,204    BACKG COLOR: Green  
TYPE: A    COPY COLOR: White  
QUANTITY: 4  
SIGN WIDTH: 6'-0"    HEIGHT: 5'-0"  
TOTAL AREA: 30.0 Sq.Ft.  
BORDER TYPE: FLUSH  
RECESS: 0"  
WIDTH: 1.5"  
RADII: 8"  
NO. Z BARS: 2    MAT'L: 0.125" (3.2 mm) ALUMINUM  
LENGTH: 64.0

DESIGN BY: EAH    CHECKED BY: TRT/ADK/CAJ  
PROJECT ID: R-2413C    DIV: 07    DATE: September 2011



USE NOTES:  
1. Legend and border shall be direct applied Grade C reflective sheeting.  
2. Background shall be Grade C reflective sheeting.

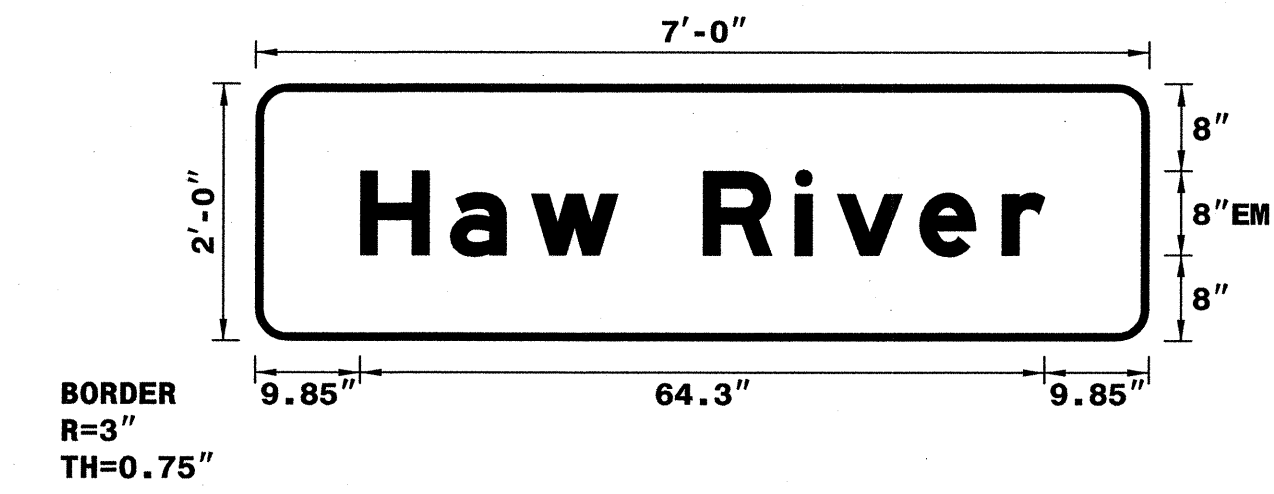
Spacing Factor is 1 unless specified otherwise

LETTER POSITIONS

Letter spacings are to start of next letter												Series/Size Text Length
	E	X	I	T								EM 12
	17.5	10.6	4.6	8.9	17.5							37

SIGN NUMBER: 301,302    BACKG COLOR: Green  
TYPE: D    COPY COLOR: White  
QUANTITY: 2  
SIGN WIDTH: 7'-0"    HEIGHT: 2'-0"  
TOTAL AREA: 14.0 Sq.Ft.  
BORDER TYPE: FLUSH  
RECESS: 0"  
WIDTH: 0.75"  
RADII: 3"  
NO. Z BARS: 2    MAT'L: 0.125" (3.2 mm) ALUMINUM  
LENGTH:

DESIGN BY: EAH    CHECKED BY: TRT/ADK/CAJ  
PROJECT ID: R-2413C    DIV: 07    DATE: September 2011



USE NOTES:  
1. Legend and border shall be direct applied Grade C reflective sheeting.  
2. Background shall be Grade C reflective sheeting.

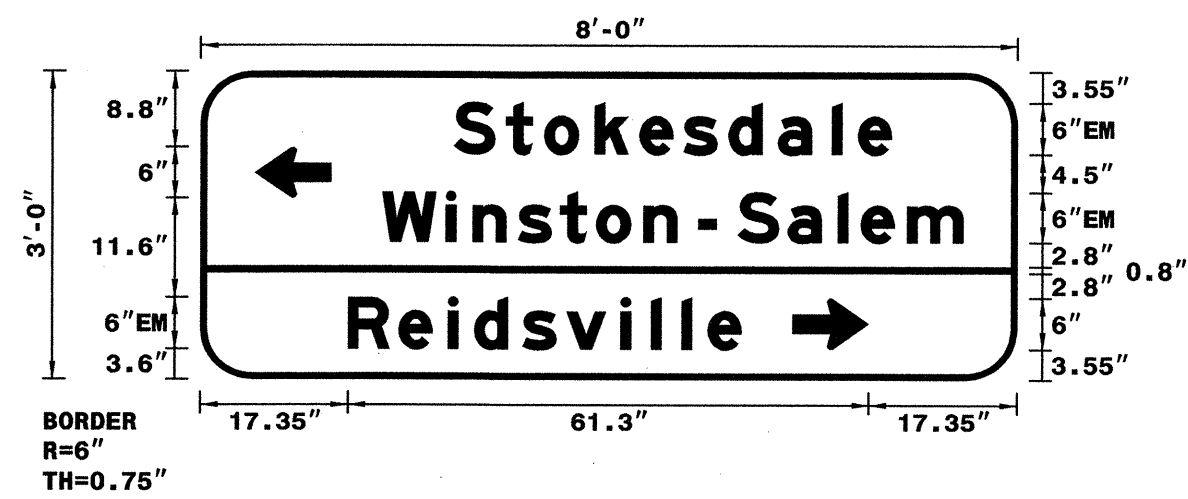
Spacing Factor is 1 unless specified otherwise

LETTER POSITIONS

Letter spacings are to start of next letter												Series/Size Text Length
	H	a	w	R	i	v	e	r				EM 8
	9.8	8.5	7.6	8.2	8.6	3.9	7.8	7.8	4	9.8		64.3

SIGN NUMBER: 303    BACKG COLOR: Green  
TYPE: D    COPY COLOR: White  
QUANTITY: 1  
SIGN WIDTH: 8'-0"    HEIGHT: 3'-0"  
TOTAL AREA: 24.0 Sq.Ft.  
BORDER TYPE: FLUSH  
RECESS: 0"  
WIDTH: 0.75"  
RADII: 6"  
NO. Z BARS: 1    MAT'L: 0.125" (3.2 mm) ALUMINUM  
LENGTH:

DESIGN BY: EAH    CHECKED BY: TRT/ADK/CAJ  
PROJECT ID: R-2413C    DIV: 07    DATE: September 2011



USE NOTES:  
1. Legend and border shall be direct applied Grade C reflective sheeting.  
2. Background shall be Grade C reflective sheeting.

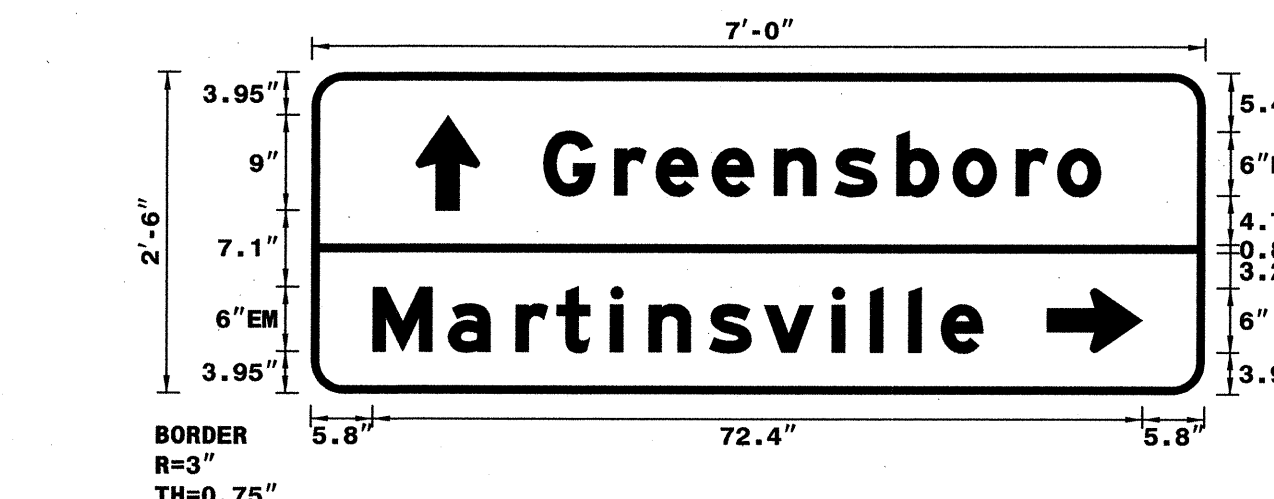
Spacing Factor is 1 unless specified otherwise  
Spacing Factor is 0.8 for "Winston - Salem"

LETTER POSITIONS

Letter spacings are to start of next letter												Series/Size Text Length						
	S	t	o	k	e	s	d	a	l	e		EM 6						
	29.8	6.1	4.5	5.9	5.3	5.2	5.3	5.8	6.4	3.1	4	14.8						
	W	i	n	s	t	o	n	-	S	a	l	e	m	EM 6				
	21.3	7.5	3.1	5.4	5	4.2	5.6	4	2.5	2.1	2.5	5.9	5.9	2.7	5.4	6.6	6.3	68.3
	R	e	i	d	s	v	i	l	l	e								EM 6
	17.4	5.9	5.8	3.1	5.7	5.2	6.4	3.6	3.6	3.1	4	32.4						46.3

SIGN NUMBER: 304,313    BACKG COLOR: Green  
TYPE: D    COPY COLOR: White  
QUANTITY: 2  
SIGN WIDTH: 7'-0"    HEIGHT: 2'-6"  
TOTAL AREA: 17.5 Sq.Ft.  
BORDER TYPE: FLUSH  
RECESS: 0"  
WIDTH: 0.75"  
RADII: 3"  
NO. Z BARS: 2    MAT'L: 0.125" (3.2 mm) ALUMINUM  
LENGTH:

DESIGN BY: EAH    CHECKED BY: TRT/ADK/CAJ  
PROJECT ID: R-2413C    DIV: 07    DATE: September 2011




USE NOTES:  
1. Legend and border shall be direct applied Grade C reflective sheeting.  
2. Background shall be Grade C reflective sheeting.

Spacing Factor is 1 unless specified otherwise

LETTER POSITIONS

Letter spacings are to start of next letter												Series/Size Text Length			
	G	r	e	e	n	s	b	o	r	o		EM 6			
	21.8	6.7	3.9	5.3	5.8	5.7	5.8	5.3	5.9	3.9	4.1	9.8	52.4		
	M	a	r	t	i	n	s	v	i	l	l	e	EM 6		
	5.8	7.1	6.4	3.8	5	3.6	5.7	5.2	6.4	3.6	3.6	3.1	4	20.8	57.4

APPROVED: [Signature] DATE: 10/4/2011

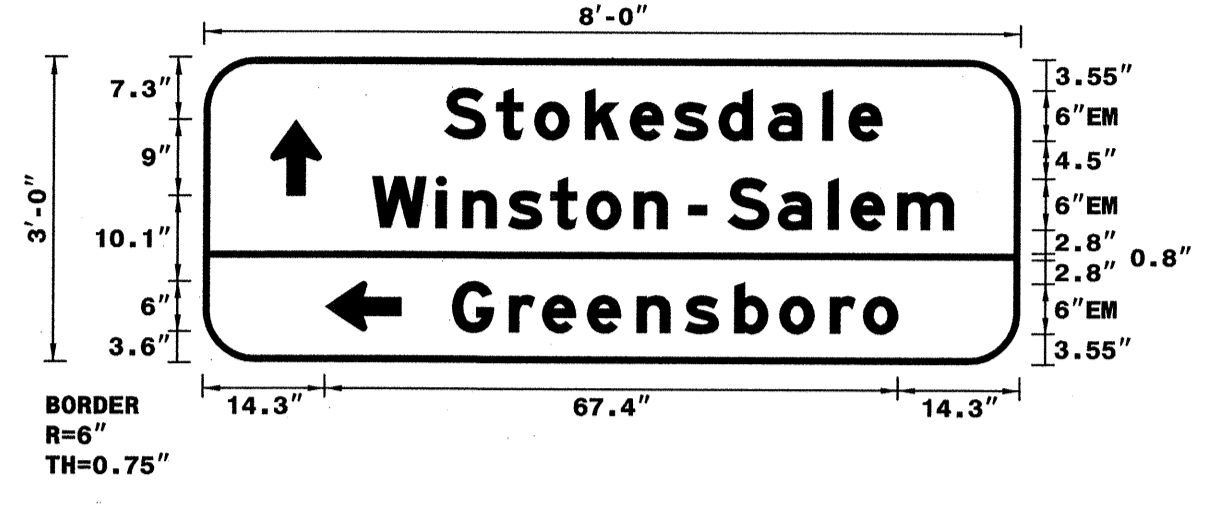


SIGN NUMBER: 305  
 TYPE: D  
 QUANTITY: 1  
 SIGN WIDTH: 8'-0"  
 HEIGHT: 3'-0"  
 TOTAL AREA: 24.0 Sq.Ft.  
 BORDER TYPE: FLUSH  
 RECESS: 0"  
 WIDTH: 0.75"  
 RADII: 6"  
 NO. Z BARS:  
 LENGTH:

BACKG COLOR: Green  
 COPY COLOR: White

SYMBOL	X	Y	WID	HT
Arrow Up	7.8	19.7	6	9
Arrow Left	14.3	3.5	6	9

DESIGN BY: EAH  
 PROJECT ID: R-2413C  
 CHECKED BY: TRT/ADK/CAJ  
 DIV: 07  
 DATE: September 2011



USE NOTES:  
 1. Legend and border shall be direct applied Grade C reflective sheeting.  
 2. Background shall be Grade C reflective sheeting.

Spacing Factor is 1 unless specified otherwise  
 Spacing Factor is 0.8 for "Winston - Salem"

LETTER POSITIONS

Letter spacings are to start of next letter

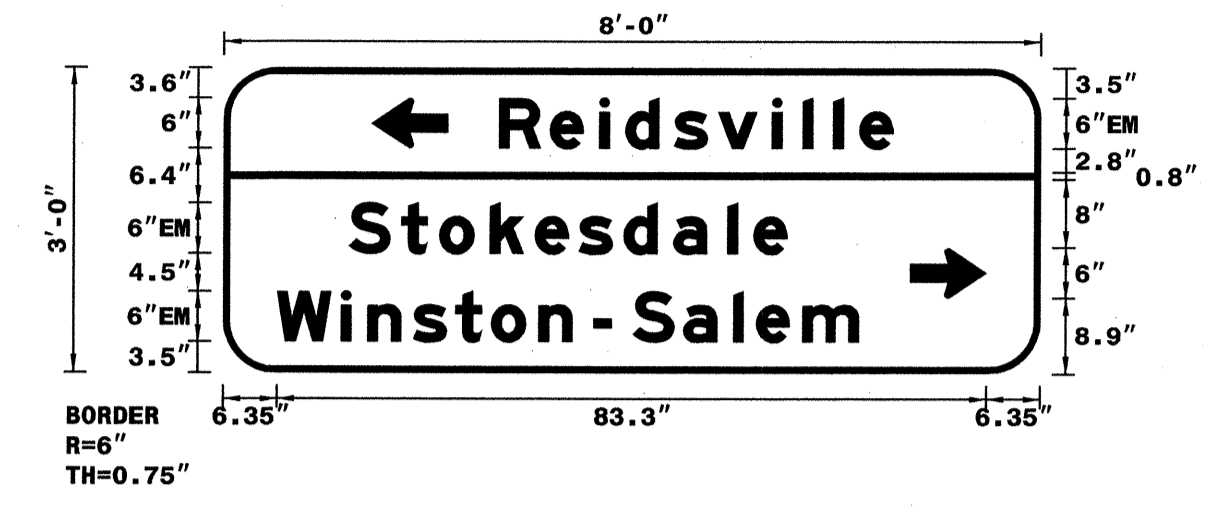
Series/Size	Text Length
EM 6	51.5
EM 6	68.3
EM 6	52.4

SIGN NUMBER: 306  
 TYPE: D  
 QUANTITY: 1  
 SIGN WIDTH: 8'-0"  
 HEIGHT: 3'-0"  
 TOTAL AREA: 24.0 Sq.Ft.  
 BORDER TYPE: FLUSH  
 RECESS: 0"  
 WIDTH: 0.75"  
 RADII: 6"  
 NO. Z BARS:  
 LENGTH:

BACKG COLOR: Green  
 COPY COLOR: White

SYMBOL	X	Y	WID	HT
Arrow Left	17.4	26.4	6	9
Arrow Right	80.7	8.8	6	9

DESIGN BY: EAH  
 PROJECT ID: R-2413C  
 CHECKED BY: TRT/ADK/CAJ  
 DIV: 07  
 DATE: September 2011



USE NOTES:  
 1. Legend and border shall be direct applied Grade C reflective sheeting.  
 2. Background shall be Grade C reflective sheeting.

Spacing Factor is 1 unless specified otherwise  
 Spacing Factor is 0.8 for "Winston - Salem"

LETTER POSITIONS

Letter spacings are to start of next letter

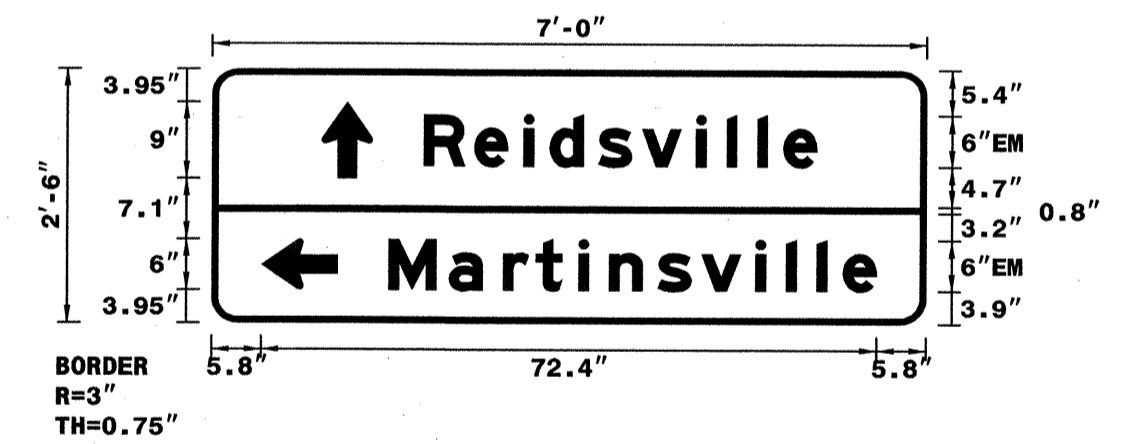
Series/Size	Text Length
EM 6	46.3
EM 6	51.5
EM 6	68.3

SIGN NUMBER: 307  
 TYPE: D  
 QUANTITY: 1  
 SIGN WIDTH: 7'-0"  
 HEIGHT: 2'-6"  
 TOTAL AREA: 17.5 Sq.Ft.  
 BORDER TYPE: FLUSH  
 RECESS: 0"  
 WIDTH: 0.75"  
 RADII: 3"  
 NO. Z BARS:  
 LENGTH:

BACKG COLOR: Green  
 COPY COLOR: White

SYMBOL	X	Y	WID	HT
Arrow Up	12.9	17.1	6	9
Arrow Left	5.8	3.9	6	9

DESIGN BY: EAH  
 PROJECT ID: R-2413C  
 CHECKED BY: TRT/ADK/CAJ  
 DIV: 07  
 DATE: September 2011



USE NOTES:  
 1. Legend and border shall be direct applied Grade C reflective sheeting.  
 2. Background shall be Grade C reflective sheeting.

Spacing Factor is 1 unless specified otherwise

LETTER POSITIONS

Letter spacings are to start of next letter

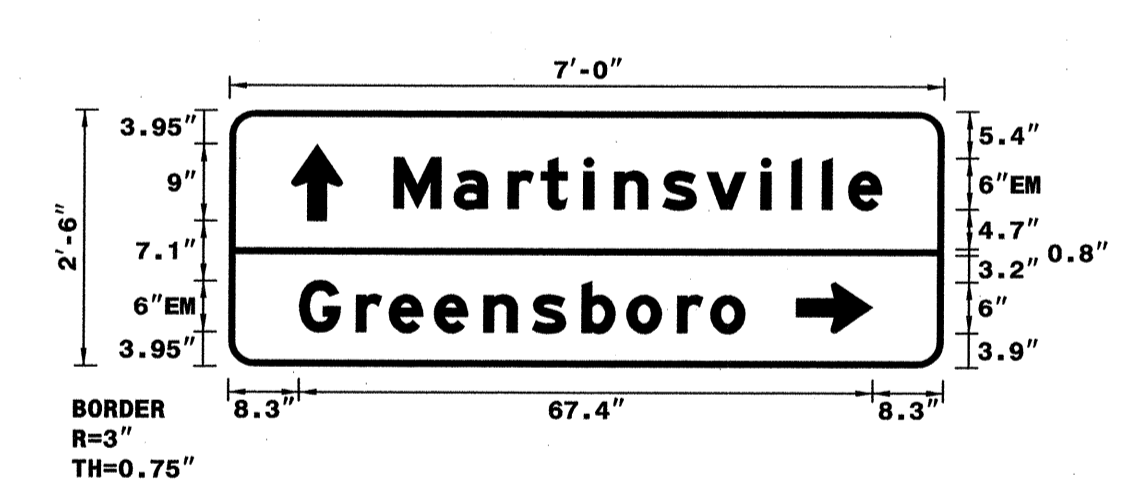
Series/Size	Text Length
EM 6	46.3
EM 6	57.4
EM 6	52.4

SIGN NUMBER: 308,312  
 TYPE: D  
 QUANTITY: 2  
 SIGN WIDTH: 7'-0"  
 HEIGHT: 2'-6"  
 TOTAL AREA: 17.5 Sq.Ft.  
 BORDER TYPE: FLUSH  
 RECESS: 0"  
 WIDTH: 0.75"  
 RADII: 3"  
 NO. Z BARS:  
 LENGTH:

BACKG COLOR: Green  
 COPY COLOR: White

SYMBOL	X	Y	WID	HT
Arrow Up	7.3	17.1	6	9
Arrow Right	66.7	3.9	6	9

DESIGN BY: EAH  
 PROJECT ID: R-2413C  
 CHECKED BY: TRT/ADK/CAJ  
 DIV: 07  
 DATE: September 2011



USE NOTES:  
 1. Legend and border shall be direct applied Grade C reflective sheeting.  
 2. Background shall be Grade C reflective sheeting.

Spacing Factor is 1 unless specified otherwise


LETTER POSITIONS

Letter spacings are to start of next letter

Series/Size	Text Length
EM 6	46.3
EM 6	57.4
EM 6	52.4



APPROVED: *[Signature]*  
DATE: 10/4/2011



SIGN NUMBER: 309      BACKG COLOR: Green  
TYPE: D                      COPY COLOR: White  
QUANTITY: 1

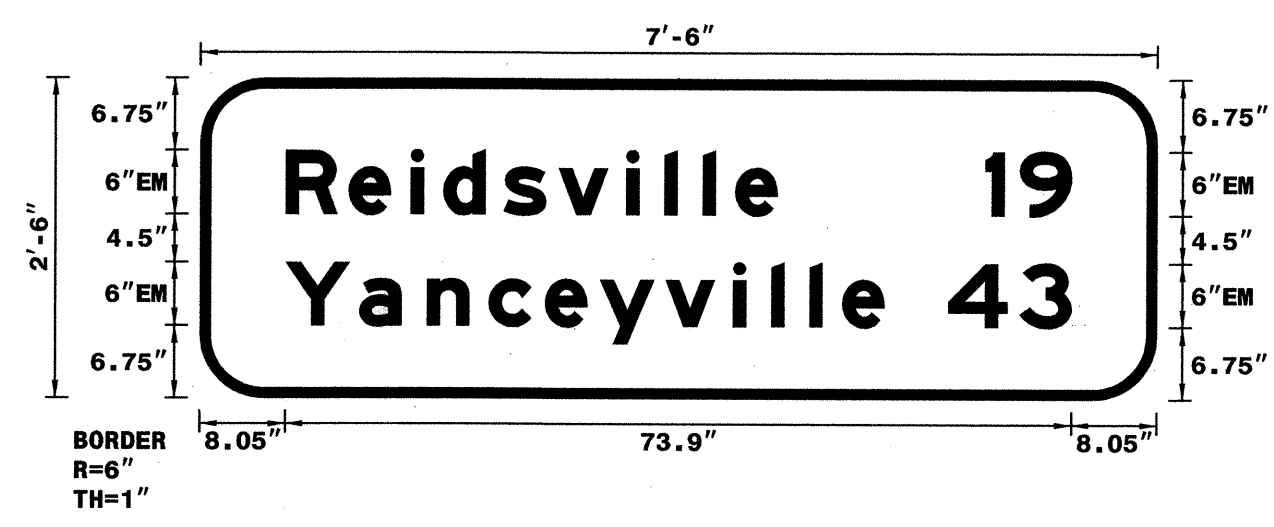
SYMBOL	X	Y	WID	HT

SIGN WIDTH: 7'-6"  
HEIGHT: 2'-6"  
TOTAL AREA: 18.8 Sq.Ft.

BORDER TYPE: FLUSH  
RECESS: 0"  
WIDTH: 1"  
RADII: 6"

NO. Z BARS:                      MAT'L: 0.125" (3.2 mm) ALUMINUM  
LENGTH:

DESIGN BY: EAH                      CHECKED BY: TRT/ADK/CAJ  
PROJECT ID: R-2413C                  DIV: 07                      DATE: September 2011



USE NOTES:  
1. Legend and border shall be direct applied Grade C reflective sheeting.  
2. Background shall be Grade C reflective sheeting.

LETTER POSITIONS

Letter spacings are to start of next letter

Series/Size	Text Length
EM 6	46.3
EM 6	8.1
EM 6	56.3
EM 6	11.6

SIGN NUMBER: 310      BACKG COLOR: Green  
TYPE: D                      COPY COLOR: White  
QUANTITY: 1

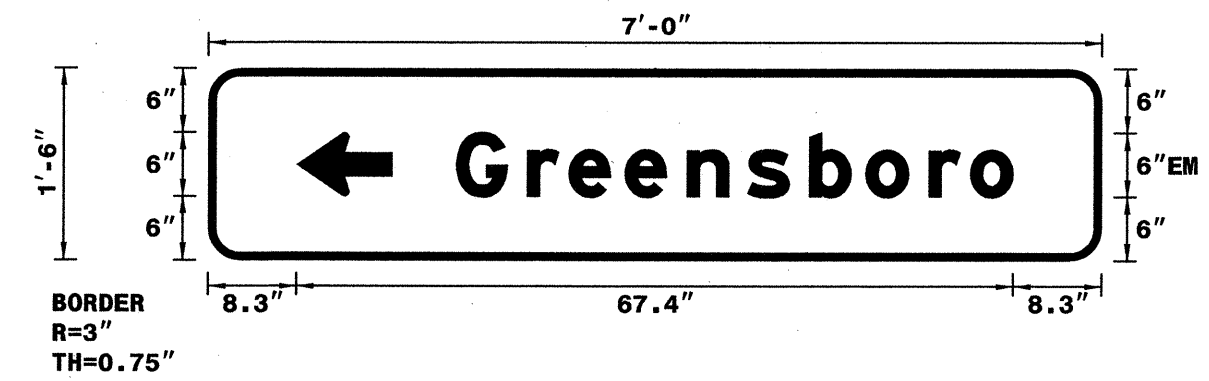
SYMBOL	X	Y	WID	HT
Arrow Left	8.3	6	6	9

SIGN WIDTH: 7'-0"  
HEIGHT: 1'-6"  
TOTAL AREA: 10.5 Sq.Ft.

BORDER TYPE: FLUSH  
RECESS: 0"  
WIDTH: 0.75"  
RADII: 3"

NO. Z BARS:                      MAT'L: 0.125" (3.2 mm) ALUMINUM  
LENGTH:

DESIGN BY: TRT                      CHECKED BY: ADK/CAJ  
PROJECT ID: R-2413C                  DIV: 07                      DATE: September 2011



USE NOTES:  
1. Legend and border shall be direct applied Grade C reflective sheeting.  
2. Background shall be Grade C reflective sheeting.

LETTER POSITIONS

Letter spacings are to start of next letter

Series/Size	Text Length
EM 6	52.4

SIGN NUMBER: 311      BACKG COLOR: Green  
TYPE: D                      COPY COLOR: White  
QUANTITY: 1

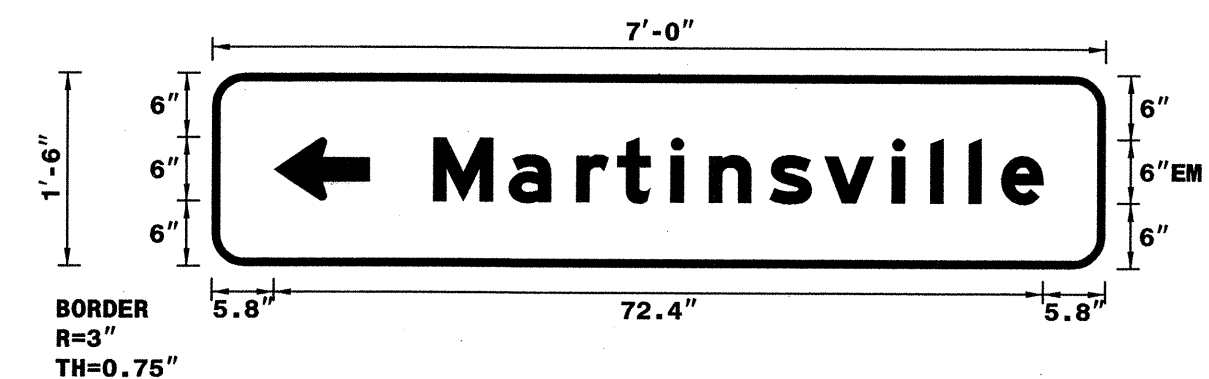
SYMBOL	X	Y	WID	HT
Arrow Left	5.8	6	6	9

SIGN WIDTH: 7'-0"  
HEIGHT: 1'-6"  
TOTAL AREA: 10.5 Sq.Ft.

BORDER TYPE: FLUSH  
RECESS: 0"  
WIDTH: 0.75"  
RADII: 3"

NO. Z BARS:                      MAT'L: 0.125" (3.2 mm) ALUMINUM  
LENGTH:

DESIGN BY: TRT                      CHECKED BY: ADK/CAJ  
PROJECT ID: R-2413C                  DIV: 07                      DATE: September 2011



USE NOTES:  
1. Legend and border shall be direct applied Grade C reflective sheeting.  
2. Background shall be Grade C reflective sheeting.

LETTER POSITIONS

Letter spacings are to start of next letter

Series/Size	Text Length
EM 6	57.4

SIGN NUMBER: 314      BACKG COLOR: Green  
TYPE: D                      COPY COLOR: White  
QUANTITY: 1

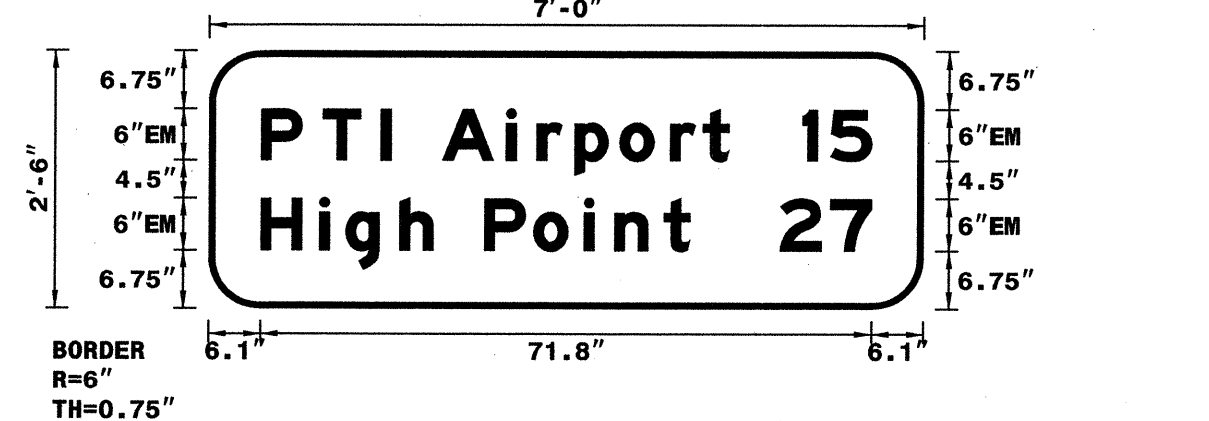
SYMBOL	X	Y	WID	HT

SIGN WIDTH: 7'-0"  
HEIGHT: 2'-6"  
TOTAL AREA: 17.5 Sq.Ft.

BORDER TYPE: FLUSH  
RECESS: 0"  
WIDTH: 0.75"  
RADII: 6"

NO. Z BARS:                      MAT'L: 0.125" (3.2 mm) ALUMINUM  
LENGTH:

DESIGN BY: EAH                      CHECKED BY: TRT/ADK/CAJ  
PROJECT ID: R-2413C                  DIV: 07                      DATE: September 2011



USE NOTES:  
1. Legend and border shall be direct applied Grade C reflective sheeting.  
2. Background shall be Grade C reflective sheeting.


LETTER POSITIONS

Letter spacings are to start of next letter

Series/Size	Text Length
EM 6	55
EM 6	8.2
EM 6	50.5
EM 6	10.7



APPROVED: *[Signature]*  
DATE: 10/4/2011



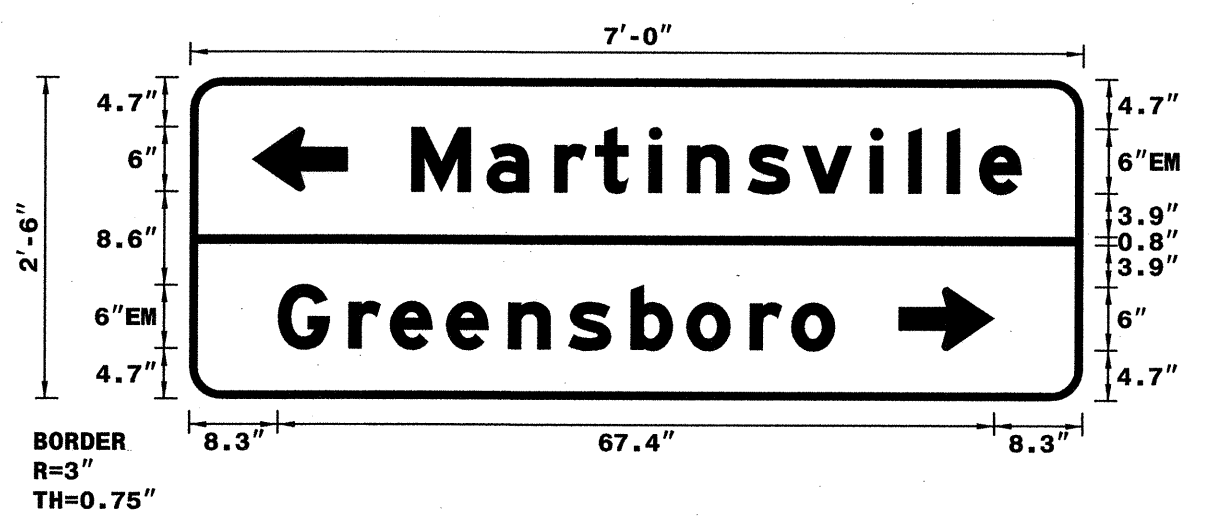
SIGN NUMBER: 315  
TYPE: D  
QUANTITY: 1  
SIGN WIDTH: 7'-0"  
HEIGHT: 2'-6"  
TOTAL AREA: 17.5 Sq.Ft.  
BORDER TYPE: FLUSH  
RECESS: 0"  
WIDTH: 0.75"  
RADII: 3"  
NO. Z BARS:  
LENGTH:

BACKG COLOR: Green  
COPY COLOR: White

SYMBOL	X	Y	WID	HT
Arrow Left	5.8	19.3	6	9
Arrow Right	66.7	4.7	6	9

MAT'L: 0.125" (3.2 mm) ALUMINUM





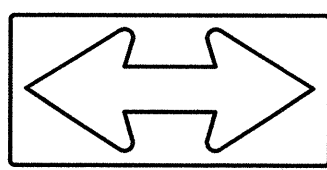

























DESIGN BY: EAH  
PROJECT ID: R-2413C  
CHECKED BY: TRT/ADK/CAJ  
DIV: 07  
DATE: September 2011




Spacing Factor is 1 unless specified otherwise

LETTER POSITIONS

Letter spacings are to start of next letter														Series/Size
														Text Length
M	a	r	t	i	n	s	v	i	l	l	e			EM 6
20.8	7.1	6.4	3.8	5	3.6	5.7	5.2	6.4	3.6	3.6	3.1	4	5.8	57.4
G	r	e	e	n	s	b	o	r	o					EM 6
8.3	6.7	3.9	5.3	5.8	5.7	5.8	5.3	5.9	3.9	4.1	23.3			52.4

<p>401 QUANTITY REQ'D 9</p>  <p>48" X 60" R2-1</p> <p>TWO "U" POSTS PER SIGN</p>	<p>406 QUANTITY REQ'D 8</p>  <p>36" X 24" R5-1a</p> <p>ONE "U" POST PER SIGN</p>	<p>411 QUANTITY REQ'D 10</p>  <p>18" X 18" OM1-3</p> <p>MOUNT BELOW SIGN 409 IN 10 INSTALLATIONS</p>	<p>416 QUANTITY REQ'D 17</p>  <p>18" X 24" W1-8 (L)</p> <p>ONE "U" POST PER SIGN</p>	<p>421 QUANTITY REQ'D 8</p>  <p>48" X 24" W1-7</p> <p>TWO "U" POSTS PER SIGN</p>	<p>426 QUANTITY REQ'D 2</p>  <p>36" X 36" W1-2 (L)</p> <p>ONE "U" POST PER SIGN</p>
<p>402 QUANTITY REQ'D 5</p>  <p>36" X 48" R2-1</p> <p>ONE "U" POST PER SIGN</p>	<p>407 QUANTITY REQ'D 17</p>  <p>36" X 36" R1-1</p> <p>ONE "U" POST PER SIGN MOUNT BELOW SIGN 412 IN 2 INSTALLATIONS</p>	<p>412 QUANTITY REQ'D 6</p>  <p>54" X 18" R6-1 (R)</p> <p>TWO "U" POSTS PER SIGN</p>	<p>417 QUANTITY REQ'D 8</p>  <p>36" X 36" W3-1</p> <p>ONE "U" POST PER SIGN</p>	<p>422 QUANTITY REQ'D 2</p>  <p>36" X 36" W2-2 (R)</p> <p>ONE "U" POST PER SIGN</p>	<p>427 QUANTITY REQ'D 1</p>  <p>18" X 18" W13-1P</p> <p>MOUNT BELOW SIGN 435 IN 1 INSTALLATION</p>
<p>403 QUANTITY REQ'D 1</p>  <p>36" X 48" R2-1</p> <p>ONE "U" POST PER SIGN</p>	<p>408 QUANTITY REQ'D 5</p>  <p>36" X 48" R4-7</p> <p>ONE "U" POST PER SIGN</p>	<p>413 QUANTITY REQ'D 8</p>  <p>54" X 18" R6-1 (L)</p> <p>TWO "U" POSTS PER SIGN MOUNT WITH SIGNS 407 AND 412 IN 2 INSTALLATIONS MOUNT ON BACK OF SIGN 412 IN 4 INSTALLATIONS</p>	<p>418 QUANTITY REQ'D 1</p>  <p>48" X 48" W3-3</p> <p>TWO "U" POSTS PER SIGN</p>	<p>423 QUANTITY REQ'D 1</p>  <p>36" X 36" W2-2 (L)</p> <p>ONE "U" POST PER SIGN</p>	<p>428 QUANTITY REQ'D 1</p>  <p>18" X 18" W13-1P</p> <p>MOUNT BELOW SIGN 424 IN 1 INSTALLATION</p>
<p>404 QUANTITY REQ'D 4</p>  <p>30" X 36" R2-1</p> <p>ONE "U" POST PER SIGN</p>	<p>409 QUANTITY REQ'D 10</p>  <p>24" X 30" R4-7</p> <p>ONE "U" POST PER SIGN</p>	<p>414 QUANTITY REQ'D 8</p>  <p>36" X 36" R5-1</p> <p>ONE "U" POST PER SIGN MOUNT ON BACK OF SIGN 407 IN 4 INSTALLATIONS</p>	<p>419 QUANTITY REQ'D 1</p>  <p>36" X 36" W4-2R</p> <p>ONE "U" POST PER SIGN</p>	<p>424 QUANTITY REQ'D 2</p>  <p>36" X 36" W1-1 (R)</p> <p>ONE "U" POST PER SIGN</p>	<p>429 QUANTITY REQ'D 2</p>  <p>18" X 18" W13-1P</p> <p>MOUNT BELOW SIGN 424 IN 1 INSTALLATION MOUNT BELOW SIGN 425 IN 1 INSTALLATION</p>
<p>405 QUANTITY REQ'D 4</p>  <p>24" X 30" R2-1</p> <p>ONE "U" POST PER SIGN</p>	<p>410 QUANTITY REQ'D 5</p>  <p>24" X 24" OM1-3</p> <p>MOUNT BELOW SIGN 408 IN 5 INSTALLATIONS</p>	<p>415 QUANTITY REQ'D 17</p>  <p>18" X 24" W1-8 (R)</p> <p>ONE "U" POST PER SIGN</p>	<p>420 QUANTITY REQ'D 4</p>  <p>48" X 48" W4-1 (R)</p> <p>TWO "U" POSTS PER SIGN</p>	<p>425 QUANTITY REQ'D 2</p>  <p>36" X 36" W1-1 (L)</p> <p>ONE "U" POST PER SIGN</p>	<p>430 QUANTITY REQ'D 10</p>  <p>36" X 36" W14-2</p> <p>ONE "U" POST PER SIGN</p>

TIP NO. R-2413C	SHEET NO. SIGN-4H
APPROVED: <i>[Signature]</i>	
DATE: 10/4/2011	
SEAL	
	

431 QUANTITY REQ'D 1



48" X 48"  
W19-3

TWO "U" POSTS PER SIGN

432 QUANTITY REQ'D 1



48" X 48"  
W3-5

TWO "U" POSTS PER SIGN


433 QUANTITY REQ'D 1



36" X 36"  
W9-1R

ONE "U" POST PER SIGN


434 QUANTITY REQ'D 15



18" X 18"  
OM4-3

ONE "U" POST PER SIGN

435 QUANTITY REQ'D 1




36" X 36"  
W1-2 (L)

ONE "U" POST PER SIGN

TIP NO. R-2418C	SHEET NO. SIGN-41
APPROVED: <i>[Signature]</i>	
DATE: 10/4/2011	
SEAL	



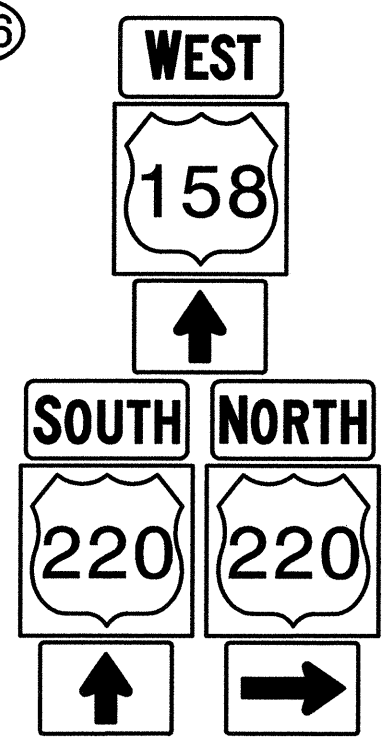
501 530



1 - 30" X 15"  
 1 - 45" X 36"

TWO "U" POSTS PER SIGN


506



1 - 24" X 12"  
 1 - 30" X 24"  
 1 - 21" X 15"  
 2 - 24" X 12"  
 2 - 30" X 24"  
 2 - 21" X 15"

TWO "U" POSTS PER SIGN


511



1 - 24" X 12"  
 1 - 30" X 24"

ONE "U" POST PER SIGN

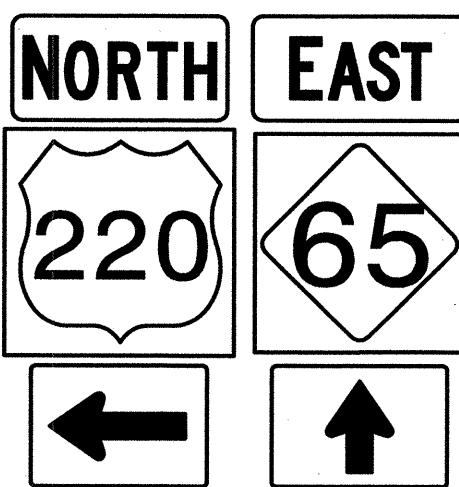
518



1 - 24" X 12"  
 1 - 24" X 24"  
 1 - 21" X 15"  
 2 - 24" X 12"  
 2 - 30" X 24"  
 2 - 21" X 15"

TWO "U" POSTS PER SIGN


523



2 - 24" X 12"  
 1 - 30" X 24"  
 1 - 24" X 24"  
 2 - 21" X 15"

MOUNT BELOW SIGN 311 IN 1 INSTALLATION


532



1 - 24" X 12"  
 1 - 24" X 24"

ONE "U" POST PER SIGN

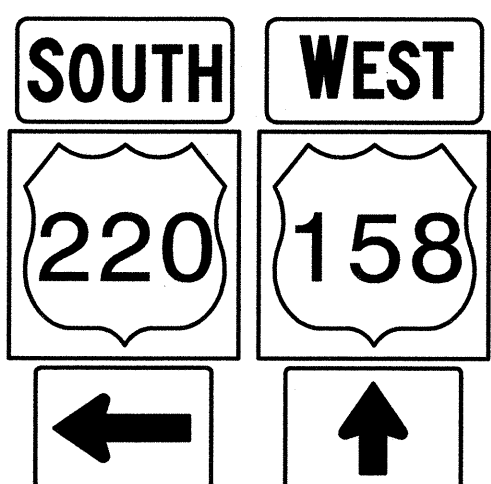
502



1 - 30" X 15"  
 1 - 45" X 36"

TWO "U" POSTS PER SIGN


507



2 - 24" X 12"  
 2 - 30" X 24"  
 2 - 21" X 15"

MOUNT BELOW SIGN 305 IN 1 INSTALLATION

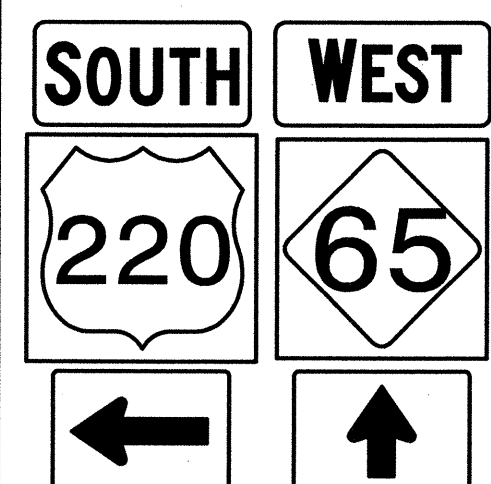
512 513 524 525 535



1 - 21" X 15"  
 1 - 30" X 24"

ONE "U" POST PER SIGN


519



2 - 24" X 12"  
 1 - 30" X 24"  
 1 - 24" X 24"  
 2 - 21" X 15"

MOUNT BELOW SIGN 310 IN 1 INSTALLATION


527 536



1 - 21" X 15"  
 1 - 36" X 36"

ONE "U" POST PER SIGN


533



1 - 24" X 12"  
 1 - 24" X 24"

ONE "U" POST PER SIGN

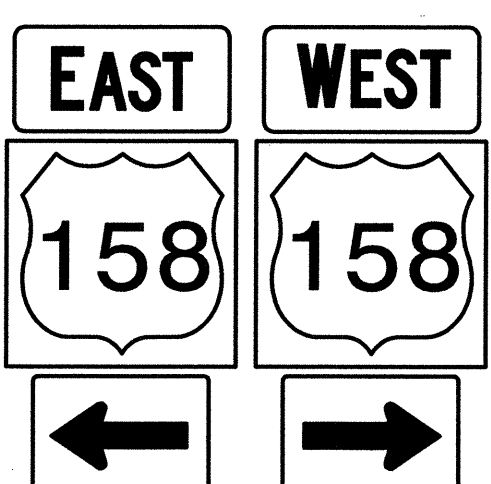
503 514 526



1 - 30" X 15"  
 1 - 60" X 48"

TWO "U" POSTS PER SIGN


508



2 - 24" X 12"  
 2 - 30" X 24"  
 2 - 21" X 15"

MOUNT BELOW SIGN 306 IN 1 INSTALLATION

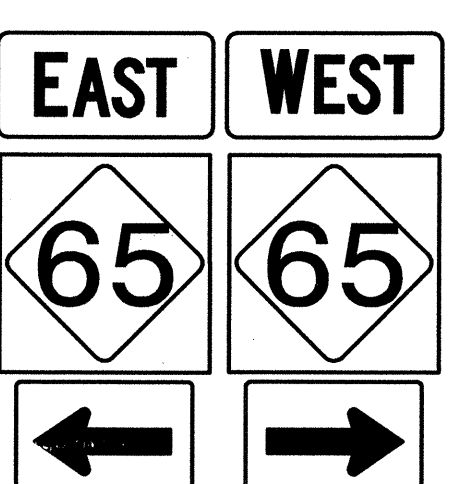
515 528



1 - 30" X 15"  
 1 - 60" X 48"

TWO "U" POSTS PER SIGN

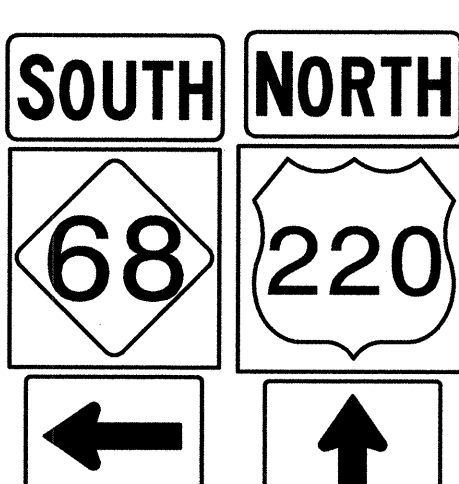
520



2 - 24" X 12"  
 2 - 24" X 24"  
 2 - 21" X 15"

TWO "U" POSTS PER SIGN

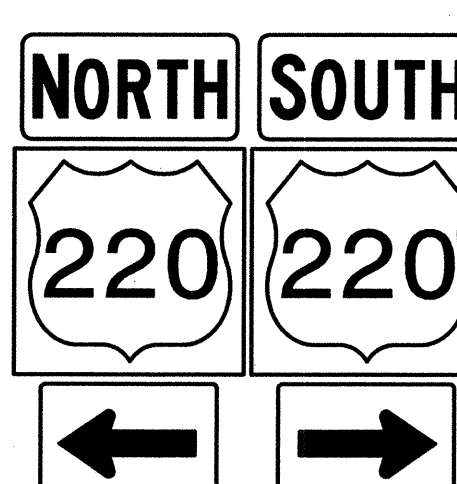
529



2 - 30" X 15"  
 1 - 36" X 36"  
 1 - 45" X 36"  
 2 - 21" X 15"

TWO "U" POSTS PER SIGN

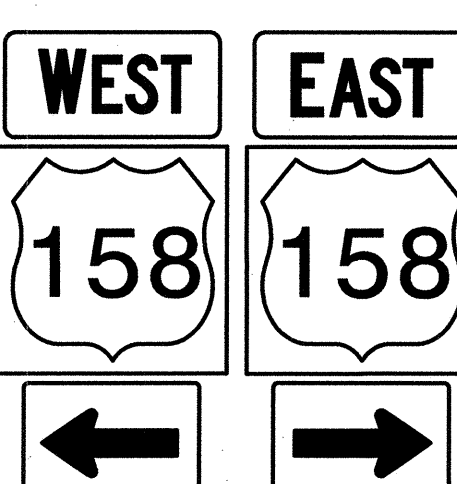
534



2 - 24" X 12"  
 2 - 30" X 24"  
 2 - 21" X 15"

TWO "U" POSTS PER SIGN

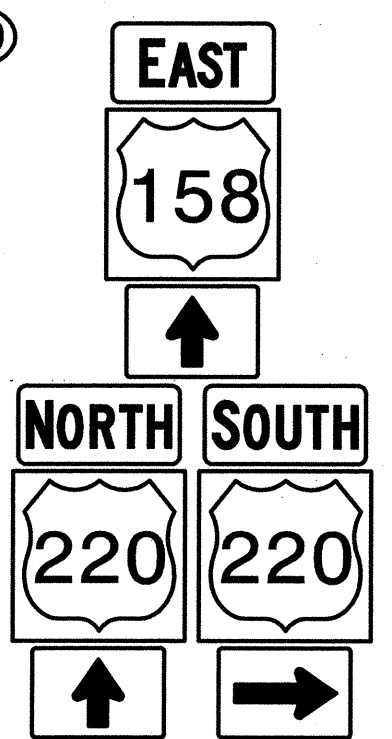
504



2 - 24" X 12"  
 2 - 30" X 24"  
 2 - 21" X 15"

MOUNT BELOW SIGN 303 IN 1 INSTALLATION

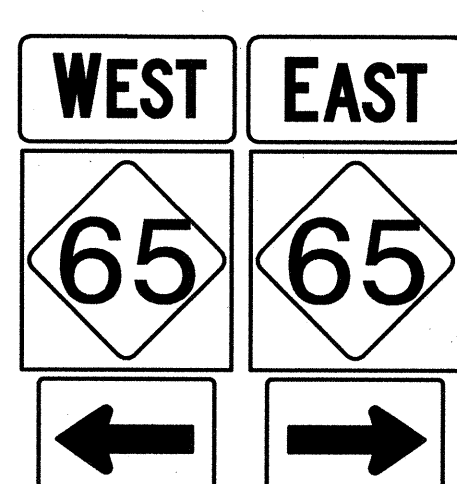
509



1 - 24" X 12"  
 1 - 30" X 24"  
 1 - 21" X 15"  
 2 - 24" X 12"  
 2 - 30" X 24"  
 2 - 21" X 15"

TWO "U" POSTS PER SIGN


516



2 - 24" X 12"  
 2 - 24" X 24"  
 2 - 21" X 15"

TWO "U" POSTS PER SIGN


521



1 - 24" X 12"  
 1 - 24" X 24"

ONE "U" POST PER SIGN


531



1 - 24" X 12"  
 1 - 24" X 24"  
 1 - 21" X 15"  
 2 - 24" X 12"  
 1 - 30" X 24"  
 1 - 24" X 24"  
 2 - 21" X 15"

TWO "U" POSTS PER SIGN

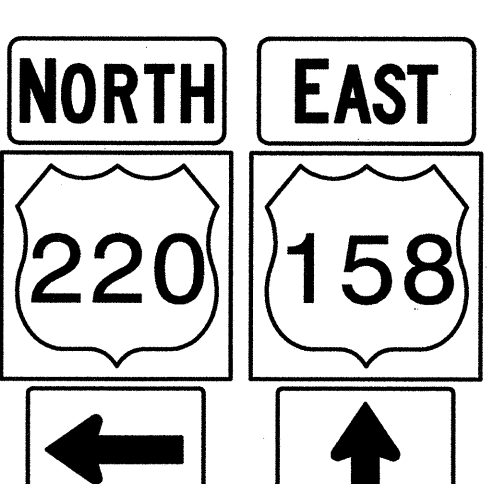
505



1 - 24" X 12"  
 1 - 30" X 24"

ONE "U" POST PER SIGN


510



2 - 24" X 12"  
 2 - 30" X 24"  
 2 - 21" X 15"

MOUNT BELOW SIGN 307 IN 1 INSTALLATION

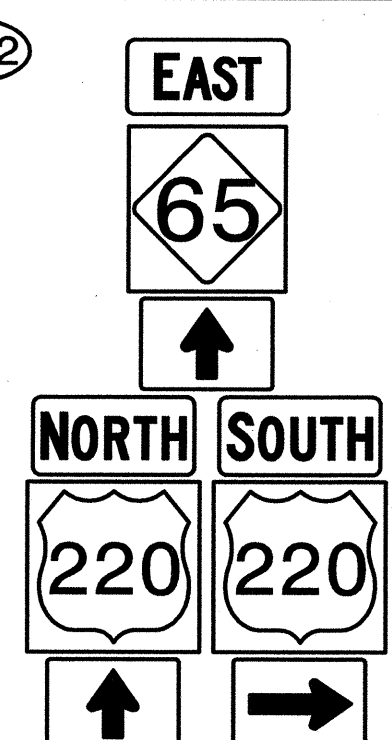
517



1 - 24" X 12"  
 1 - 24" X 24"

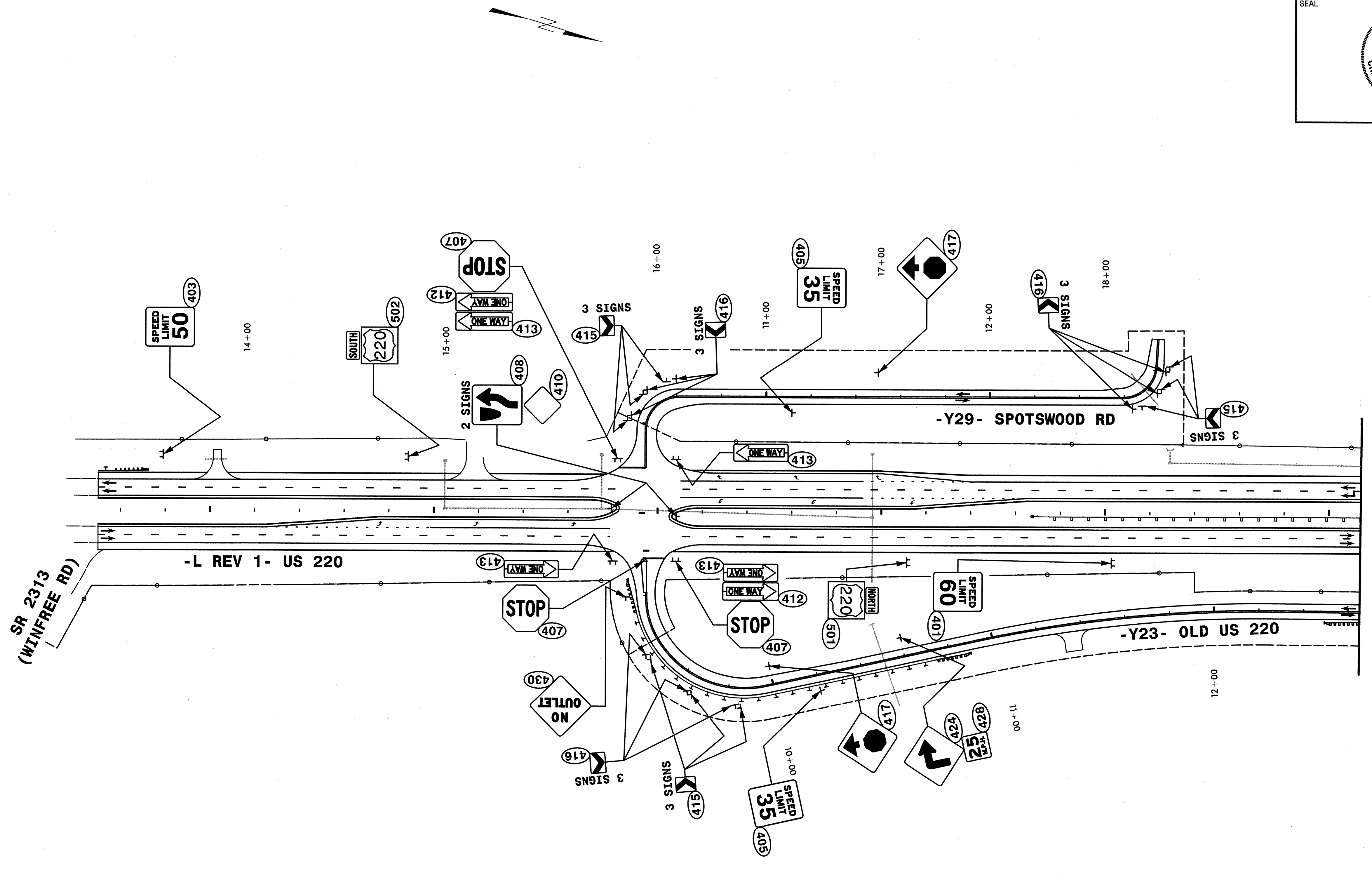
ONE "U" POST PER SIGN

522



1 - 24" X 12"  
 1 - 24" X 24"  
 1 - 21" X 15"  
 2 - 24" X 12"  
 2 - 30" X 24"  
 2 - 21" X 15"

TWO "U" POSTS PER SIGN



NOTE:  
 REMOVE AND DISPOSE OF EXISTING SIGNS WITHIN PROJECT LIMITS UNLESS OTHERWISE NOTED.  
 ALL PROPOSED SIGNS SEE NOTE 8 UNLESS OTHERWISE NOTED.

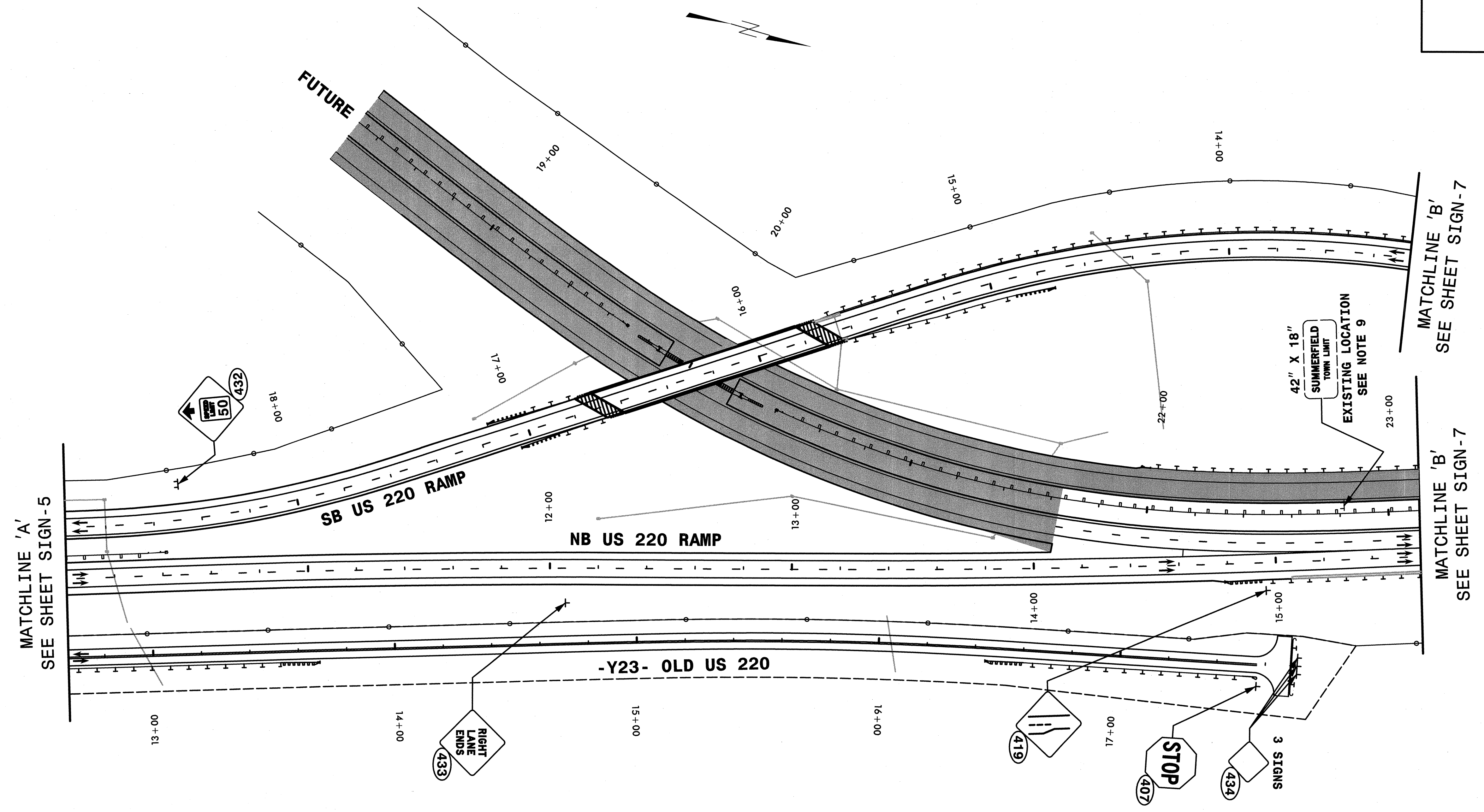

**HNTB** HNTB NORTH CAROLINA, P.C.  
 343 E. Six Forks Road, Suite 200  
 Raleigh, North Carolina 27609  
 NC License No: C-1554

**PROPOSED SIGNS**  
**STA. 13+55 TO 19+00**  
**-L REV 1-**

MATCHLINE 'A'  
 SEE SHEET SIGN-6



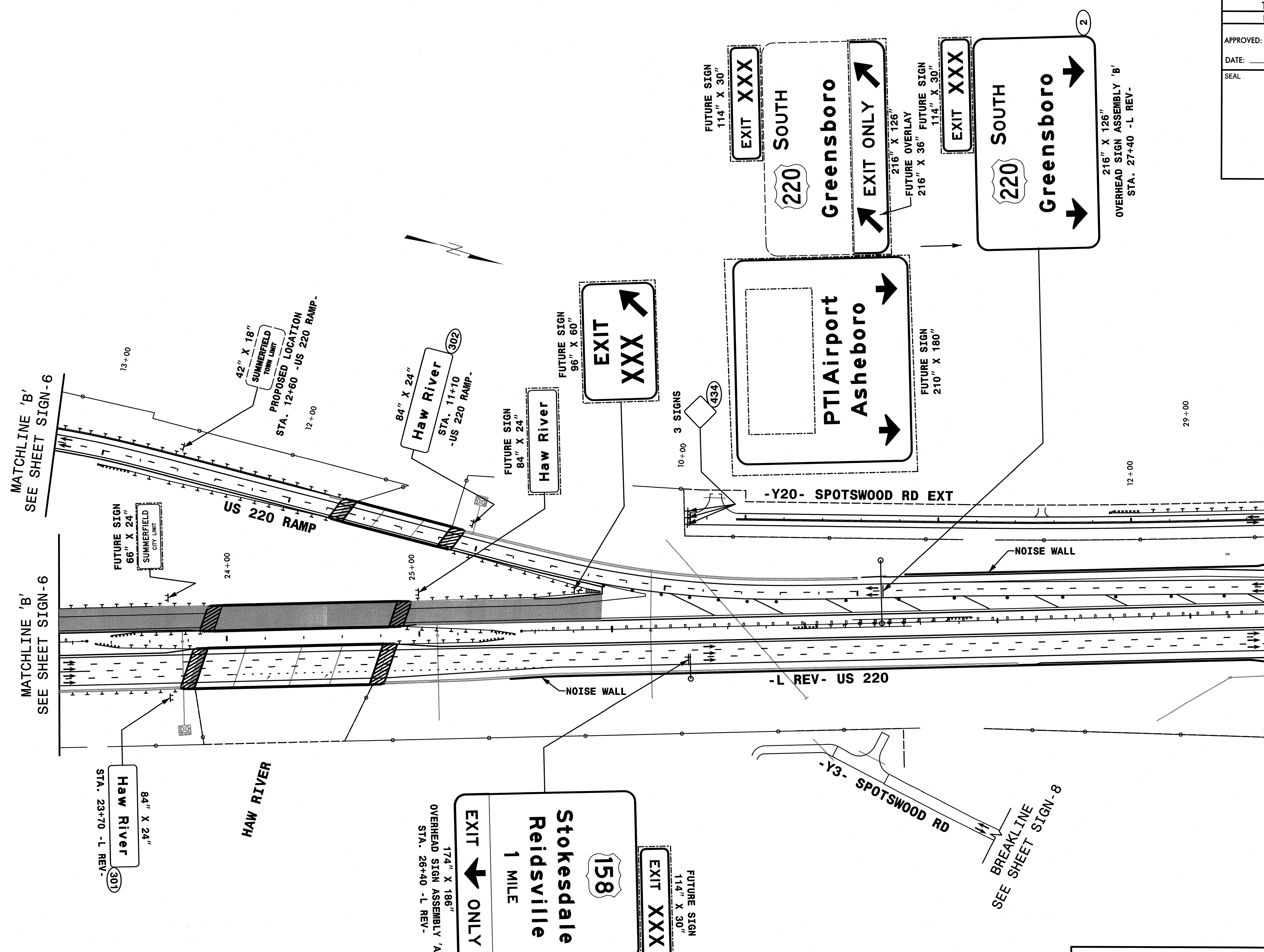
APPROVED: *[Signature]*  
 DATE: 10/4/2011



NOTE:  
 REMOVE AND DISPOSE OF EXISTING SIGNS WITHIN PROJECT LIMITS UNLESS OTHERWISE NOTED.  
 ALL PROPOSED SIGNS SEE NOTE 8 UNLESS OTHERWISE NOTED.

**HNTB** HNTB NORTH CAROLINA, P.C.  
 343 E. Six Forks Road, Suite 200  
 Raleigh, North Carolina 27609  
 NC License No: C-1554

**PROPOSED SIGNS**  
**STA. 19+00 -L REV1- TO**  
**STA. 15+60 NB US 220 RAMP**

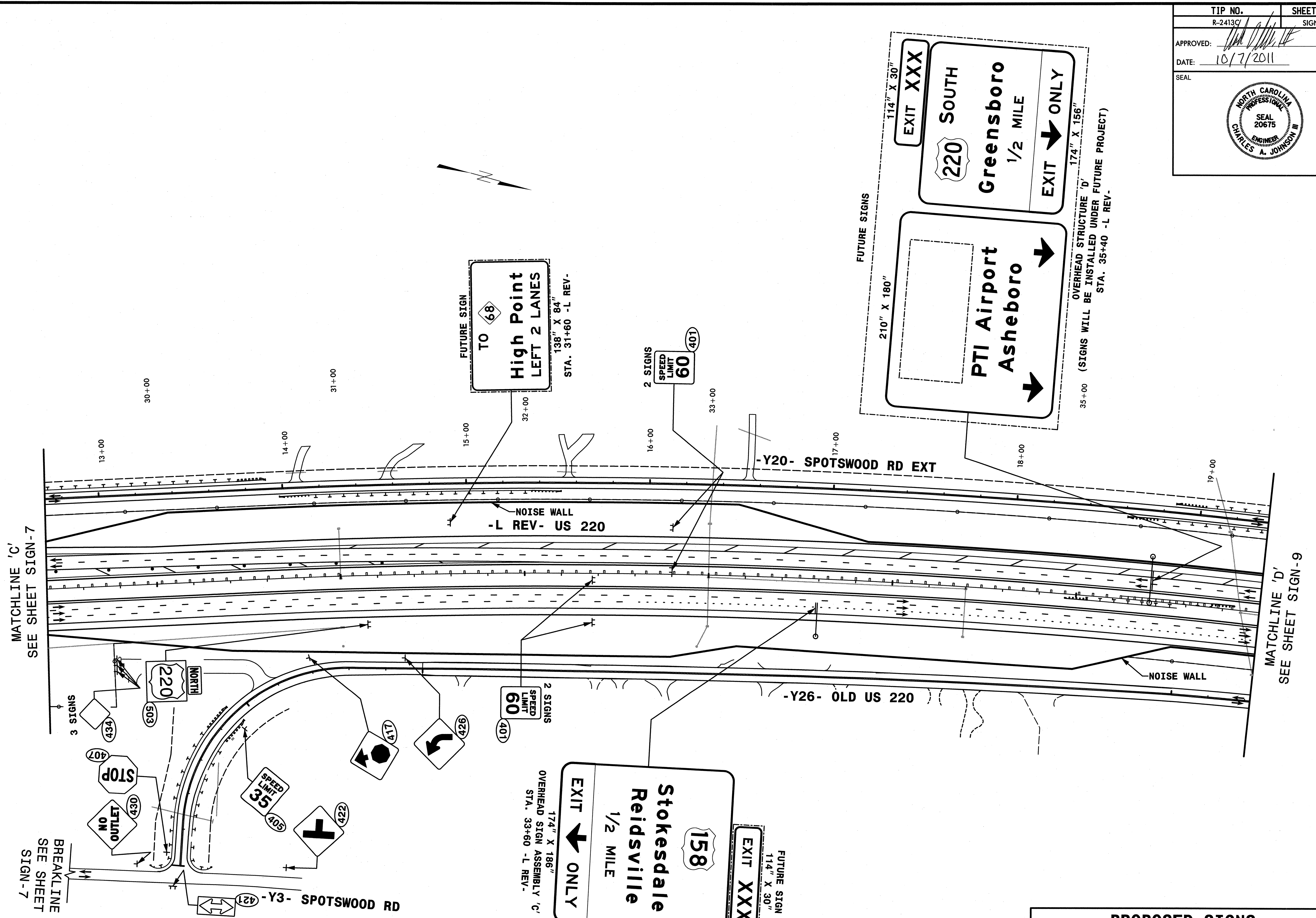



NOTE:  
REMOVE AND DISPOSE OF EXISTING SIGNS WITHIN PROJECT LIMITS UNLESS OTHERWISE NOTED.  
ALL PROPOSED SIGNS SEE NOTE 8 UNLESS OTHERWISE NOTED.

**HNTB** HNTB NORTH CAROLINA, P.C.  
343 E. Six Forks Road, Suite 200  
Raleigh, North Carolina 27609  
NC License No: C-1554

**PROPOSED SIGNS**  
**STA. 15+60 NB US 220 RAMP**  
**TO STA. 29+40 -L REV-**

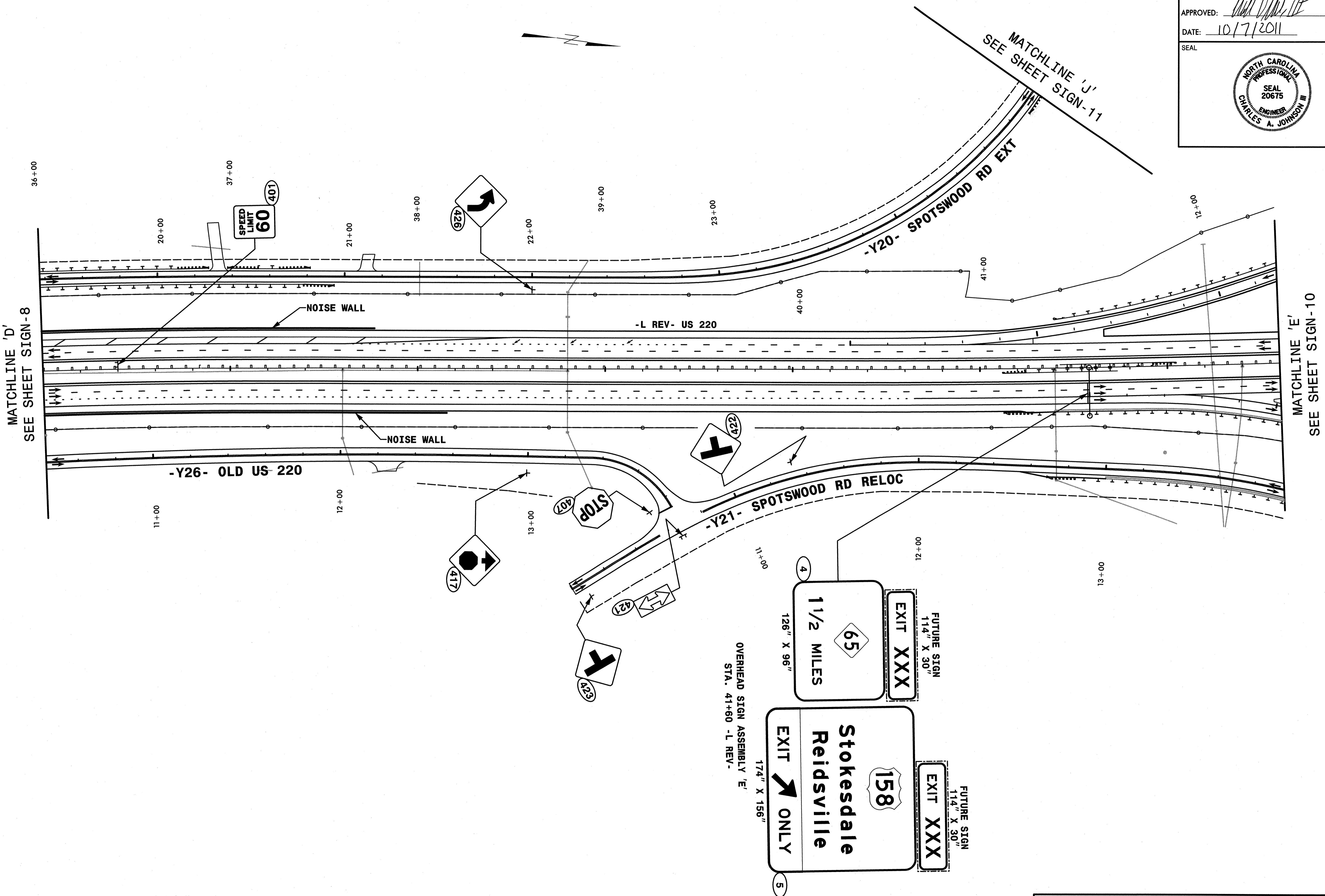




NOTE:  
REMOVE AND DISPOSE OF EXISTING SIGNS WITHIN PROJECT LIMITS UNLESS OTHERWISE NOTED.  
ALL PROPOSED SIGNS SEE NOTE 8 UNLESS OTHERWISE NOTED.

**HNTB** HNTB NORTH CAROLINA, P.C.  
343 E. Six Forks Road, Suite 200  
Raleigh, North Carolina 27609  
NC License No: C-1554

**PROPOSED SIGNS**  
**STA. 29+40 TO 36+00**  
**-L REV-**

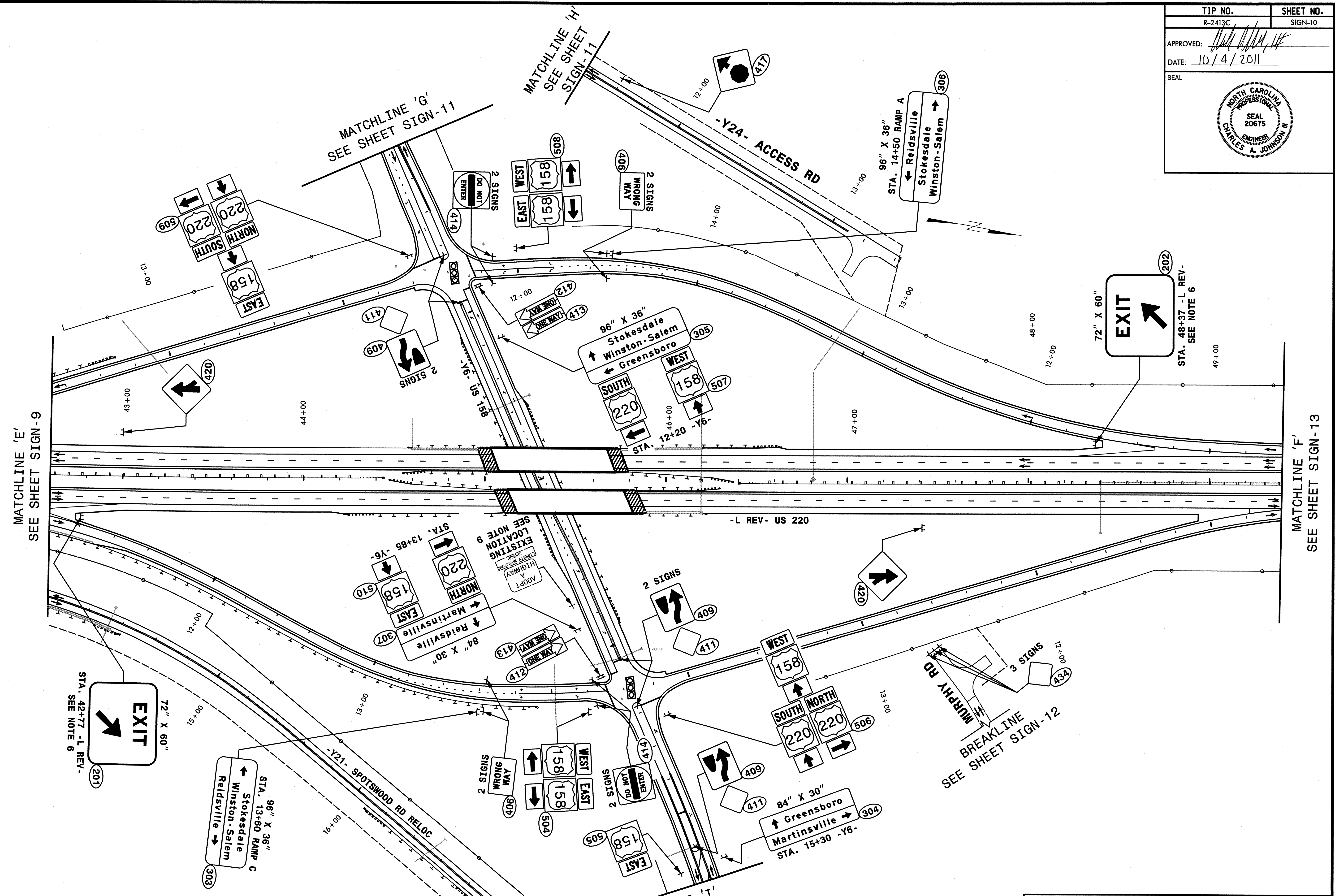


NOTE:  
 REMOVE AND DISPOSE OF EXISTING SIGNS WITHIN PROJECT LIMITS UNLESS OTHERWISE NOTED.  
 ALL PROPOSED SIGNS SEE NOTE 8 UNLESS OTHERWISE NOTED.

**HNTB** HNTB NORTH CAROLINA, P.C.  
 343 E. Six Forks Road, Suite 200  
 Raleigh, North Carolina 27609  
 NC License No: C-1554

**PROPOSED SIGNS**  
**STA. 36+00 TO 42+60**  
**-L REV-**




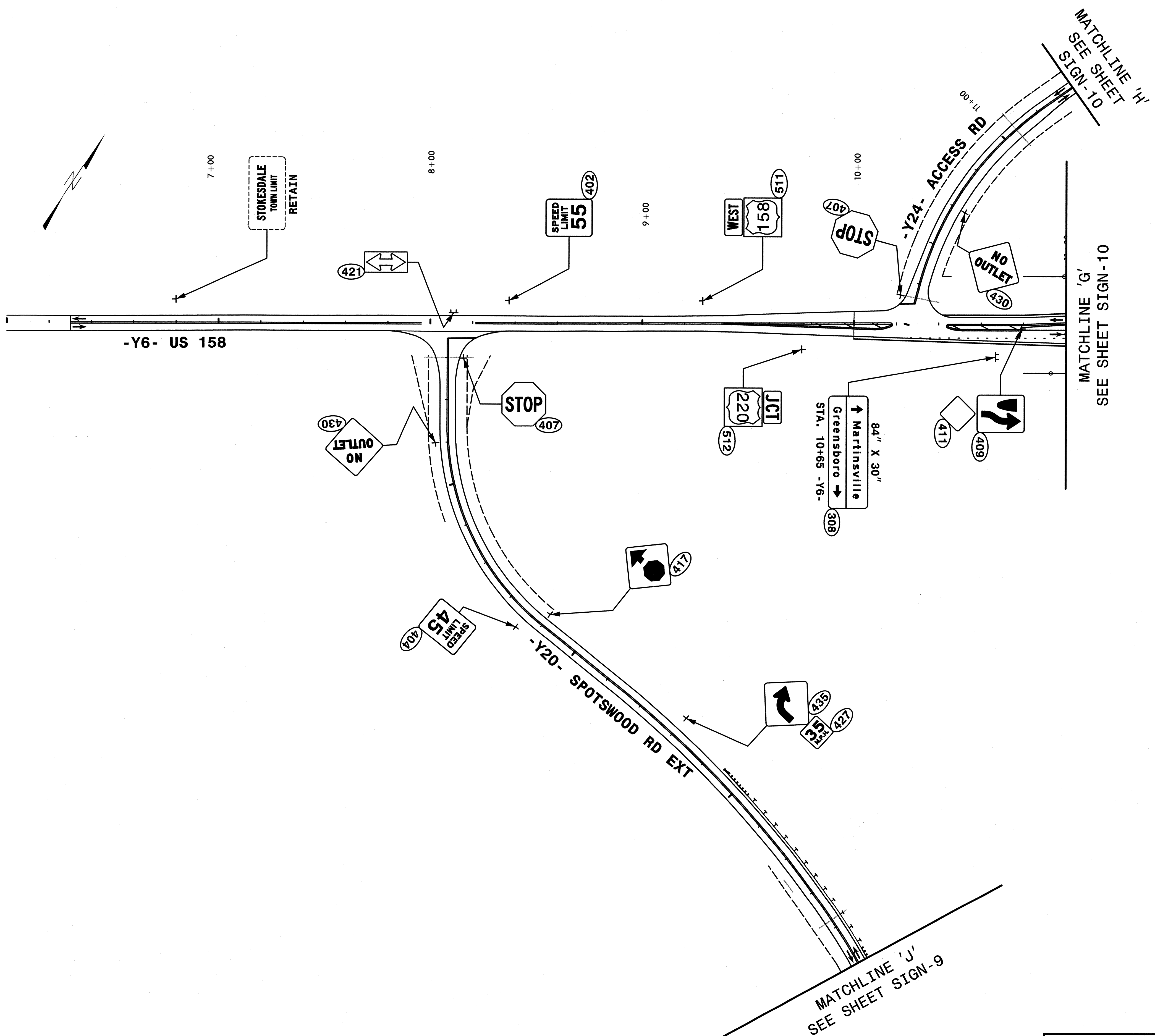


NOTE:  
 REMOVE AND DISPOSE OF EXISTING SIGNS WITHIN PROJECT LIMITS UNLESS OTHERWISE NOTED.  
 ALL PROPOSED SIGNS SEE NOTE 8 UNLESS OTHERWISE NOTED.

**HNTB**  
 HNTB NORTH CAROLINA, P.C.  
 343 E. Six Forks Road, Suite 200  
 Raleigh, North Carolina 27609  
 NC License No: C-1554

**PROPOSED SIGNS**  
**STA. 42+60 TO 49+40**  
**-L REV-**

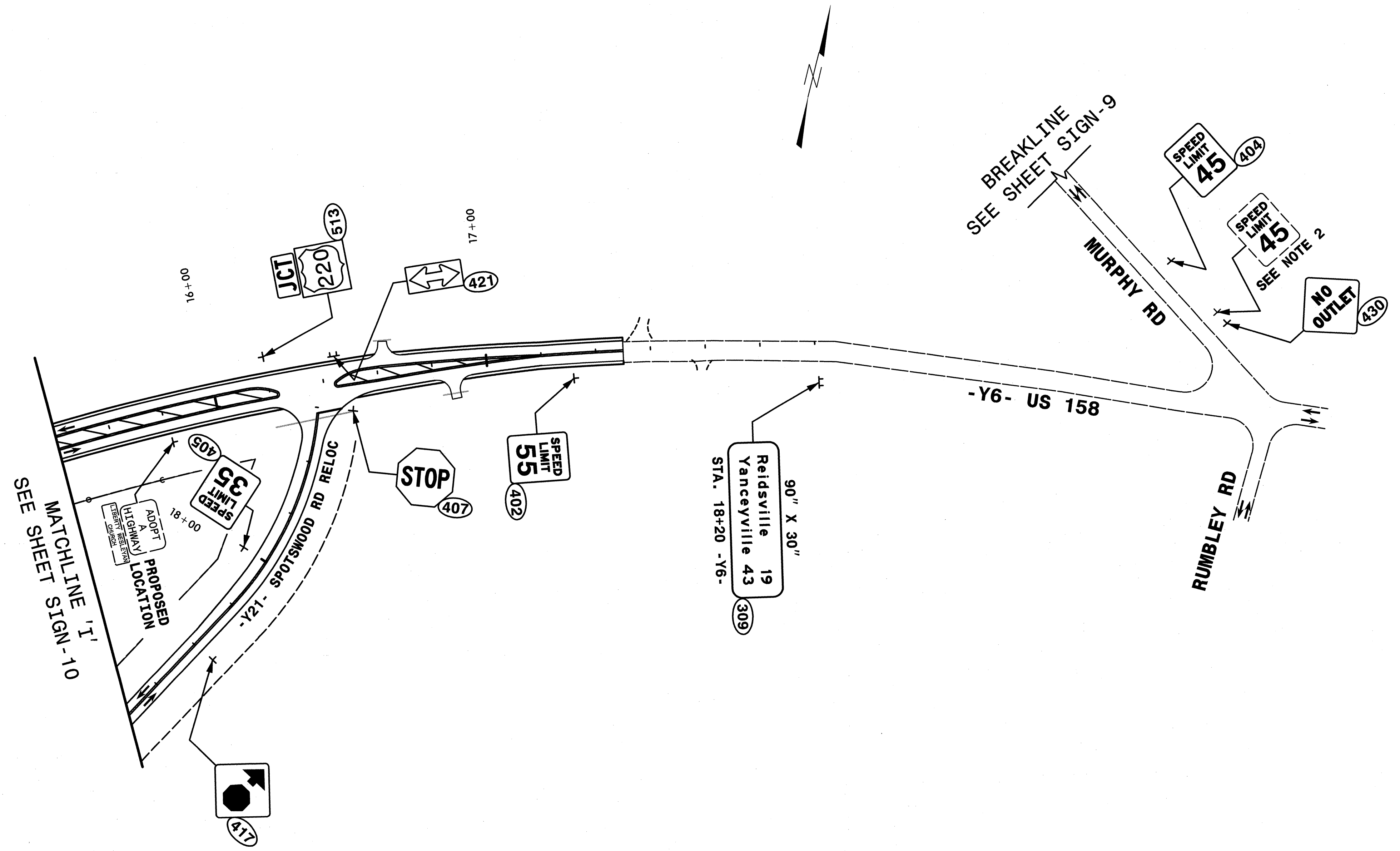
TIP NO. R-2413C	SHEET NO. SIGN-11
APPROVED: <i>[Signature]</i>	
DATE: 10/4/2011	
SEAL	
	



NOTE:  
 REMOVE AND DISPOSE OF EXISTING SIGNS WITHIN PROJECT LIMITS UNLESS OTHERWISE NOTED.  
 ALL PROPOSED SIGNS SEE NOTE 8 UNLESS OTHERWISE NOTED.

**HNTB** HNTB NORTH CAROLINA, P.C.  
 343 E. Six Forks Road, Suite 200  
 Raleigh, North Carolina 27609  
 NC License No: C-1554

**PROPOSED SIGNS**  
**STA. 6+00 TO 11+00**  
**-Y6-**

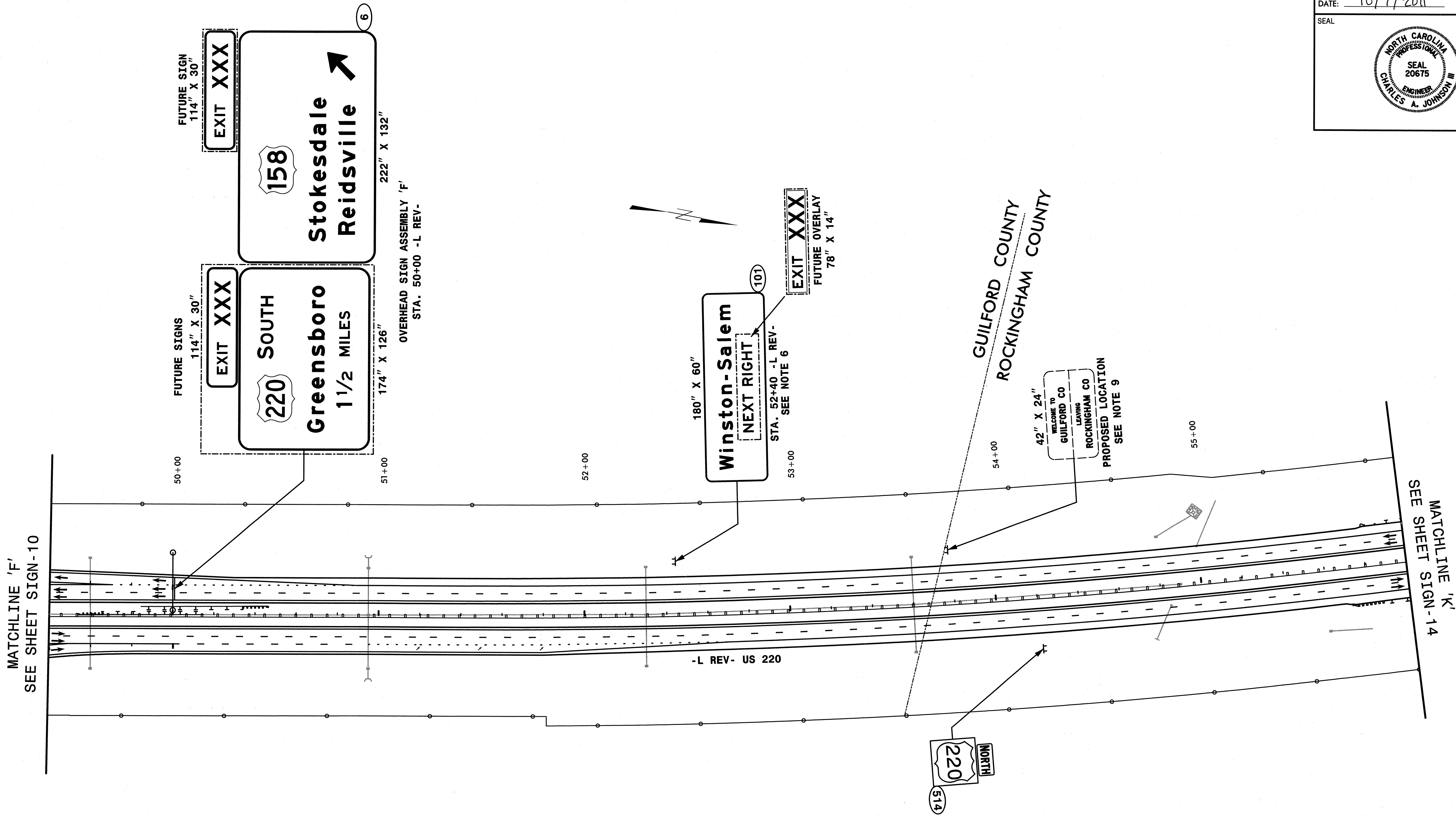


NOTE:  
 REMOVE AND DISPOSE OF EXISTING SIGNS WITHIN PROJECT LIMITS UNLESS OTHERWISE NOTED.  
 ALL PROPOSED SIGNS SEE NOTE 8 UNLESS OTHERWISE NOTED.

**HNTB** HNTB NORTH CAROLINA, P.C.  
 343 E. Six Forks Road, Suite 200  
 Raleigh, North Carolina 27609  
 NC License No: C-1554

**PROPOSED SIGNS**  
**STA. 15+40 TO RUMBLEY RD**  
**-Y6-**

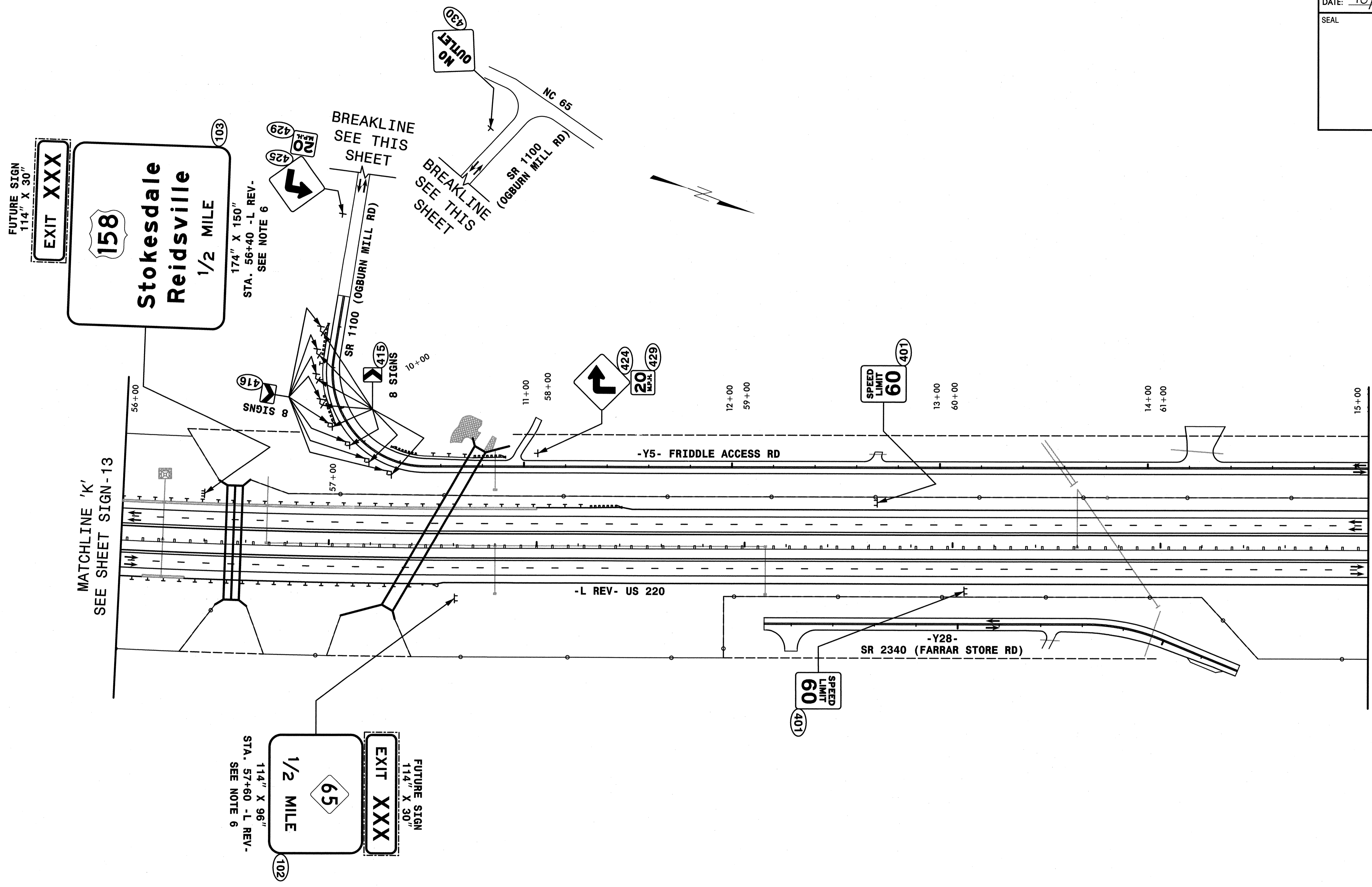




NOTE:  
 REMOVE AND DISPOSE OF EXISTING SIGNS WITHIN PROJECT LIMITS UNLESS OTHERWISE NOTED.  
 ALL PROPOSED SIGNS SEE NOTE 8 UNLESS OTHERWISE NOTED.

**HNTB** HNTB NORTH CAROLINA, P.C.  
 343 E Six Forks Road, Suite 200  
 Raleigh, North Carolina 27609  
 NC License No: C-1554

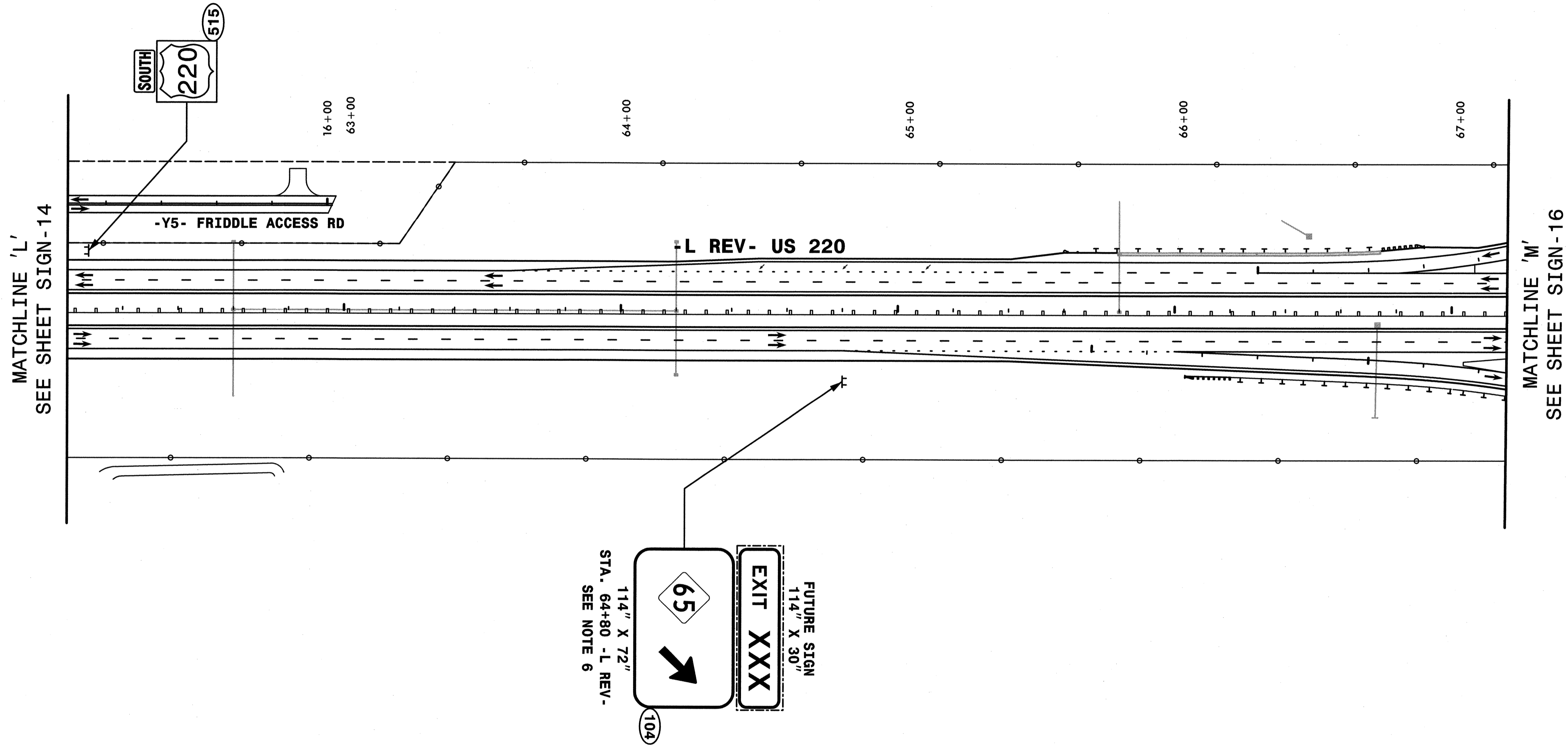
**PROPOSED SIGNS**  
**STA. 49+00 TO 56+00**  
**-L REV-**



NOTE:  
 REMOVE AND DISPOSE OF EXISTING SIGNS WITHIN PROJECT LIMITS UNLESS OTHERWISE NOTED.  
 ALL PROPOSED SIGNS SEE NOTE 8 UNLESS OTHERWISE NOTED.

**HNTB** HNTB NORTH CAROLINA, P.C.  
 343 E. Six Forks Road, Suite 200  
 Raleigh, North Carolina 27609  
 NC License No: C-1554

**PROPOSED SIGNS**  
**STA. 56+00 TO 62+00**  
**- L REV -**

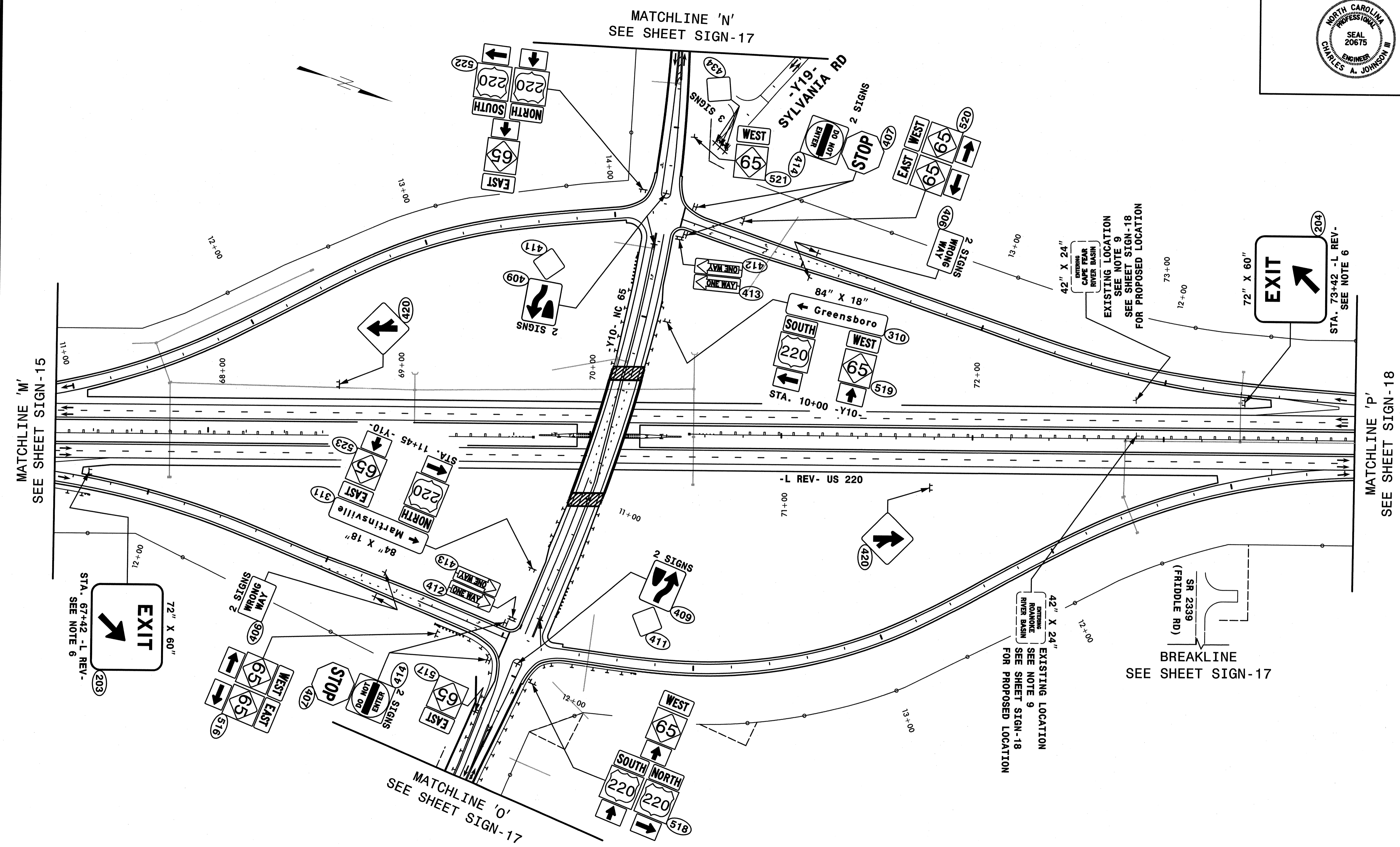


NOTE:  
REMOVE AND DISPOSE OF EXISTING SIGNS WITHIN PROJECT LIMITS UNLESS OTHERWISE NOTED.  
ALL PROPOSED SIGNS SEE NOTE 8 UNLESS OTHERWISE NOTED.

**HNTB** HNTB NORTH CAROLINA, P.C.  
343 E. Six Forks Road, Suite 200  
Raleigh, North Carolina 27609  
NC License No: C-1554

**PROPOSED SIGNS**  
**STA. 62+00 TO 67+20**  
**- L REV -**

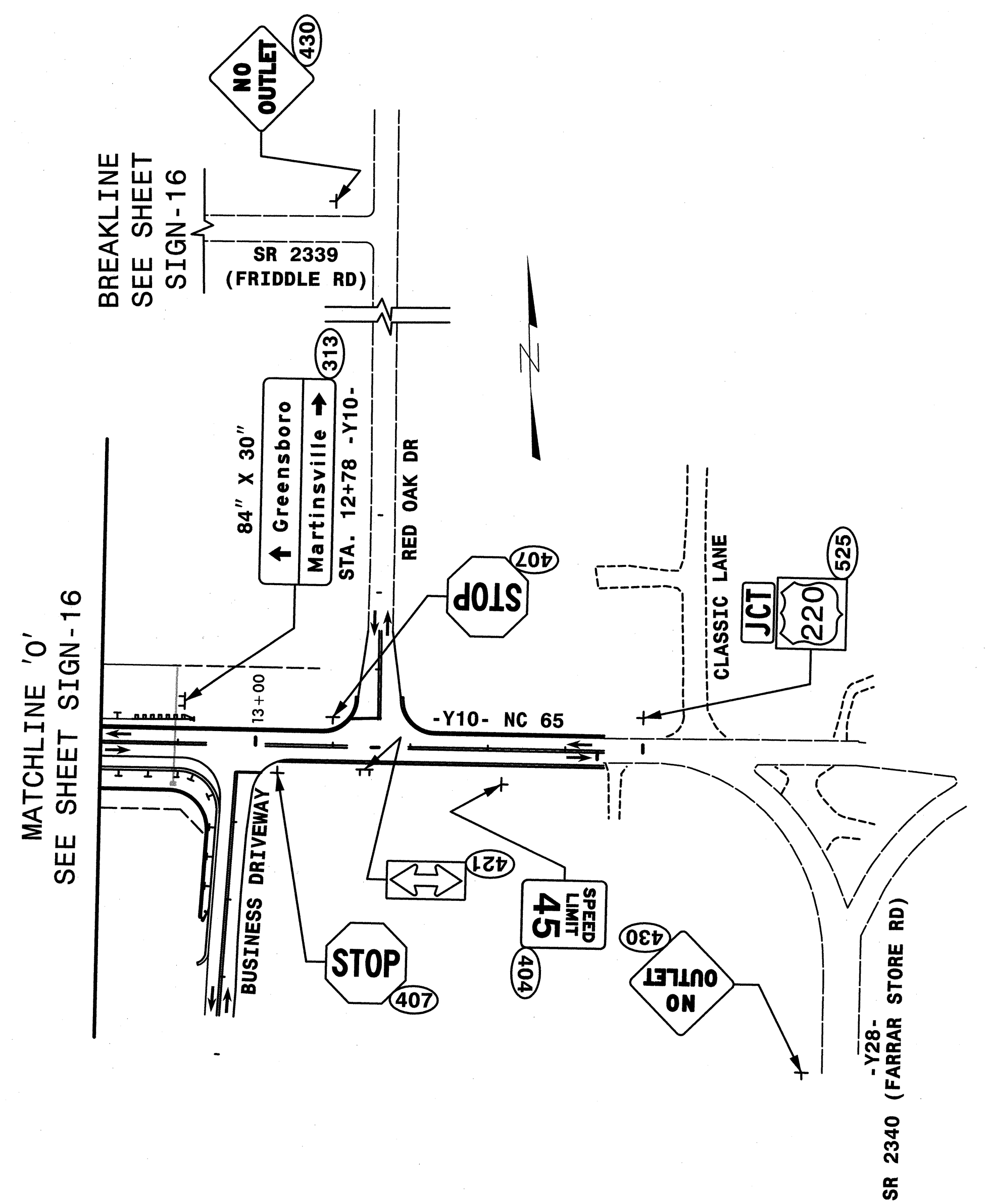
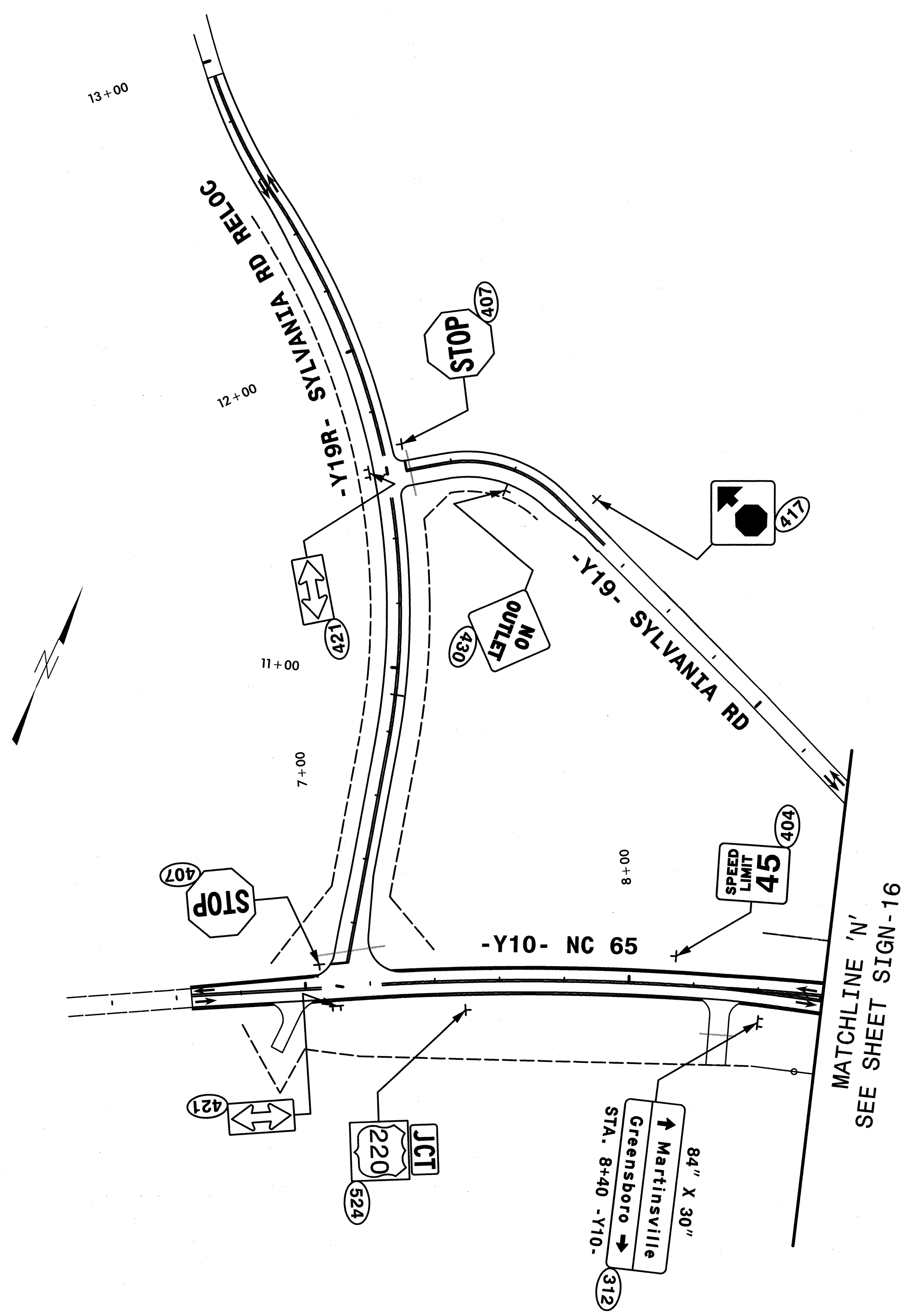




NOTE:  
 REMOVE AND DISPOSE OF EXISTING SIGNS WITHIN PROJECT LIMITS UNLESS OTHERWISE NOTED.  
 ALL PROPOSED SIGNS SEE NOTE 8 UNLESS OTHERWISE NOTED.

**HNTB** HNTB NORTH CAROLINA, P.C.  
 343 E. Six Forks Road, Suite 200  
 Raleigh, North Carolina 27609  
 NC License No: C-1554

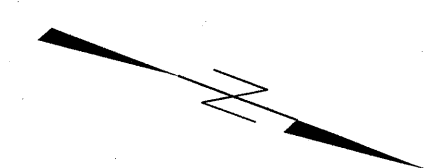
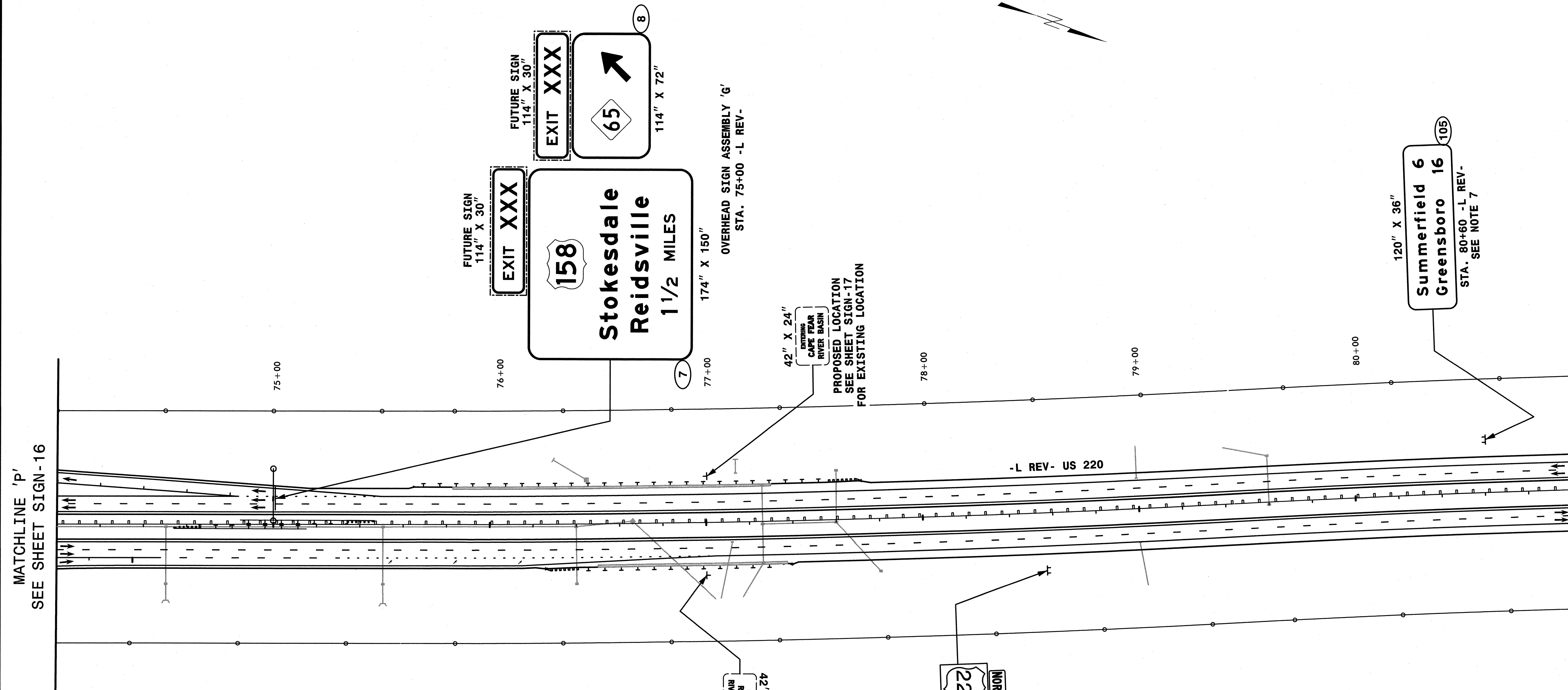
**PROPOSED SIGNS**  
**STA. 67+20 TO 74+00**  
**- L REV -**



NOTE:  
 REMOVE AND DISPOSE OF EXISTING SIGNS WITHIN PROJECT LIMITS UNLESS OTHERWISE NOTED.  
 ALL PROPOSED SIGNS SEE NOTE 8 UNLESS OTHERWISE NOTED.

**HNTB** HNTB NORTH CAROLINA, P.C.  
 343 E. Six Forks Road, Suite 200  
 Raleigh, North Carolina 27609  
 NC License No: C-1554

**PROPOSED SIGNS**  
**STA. 6+40 TO 8+60 AND**  
**STA. 12+60 TO 14+00 -Y6-**



MATCHLINE 'P'  
SEE SHEET SIGN-16

MATCHLINE 'Q'  
SEE SHEET SIGN-19

NOTE:  
REMOVE AND DISPOSE OF EXISTING SIGNS WITHIN PROJECT LIMITS UNLESS OTHERWISE NOTED.  
ALL PROPOSED SIGNS SEE NOTE 8 UNLESS OTHERWISE NOTED.

42" X 24"  
DRAINING ROANOKE RIVER BASIN  
PROPOSED LOCATION  
SEE SHEET SIGN-17  
FOR EXISTING LOCATION

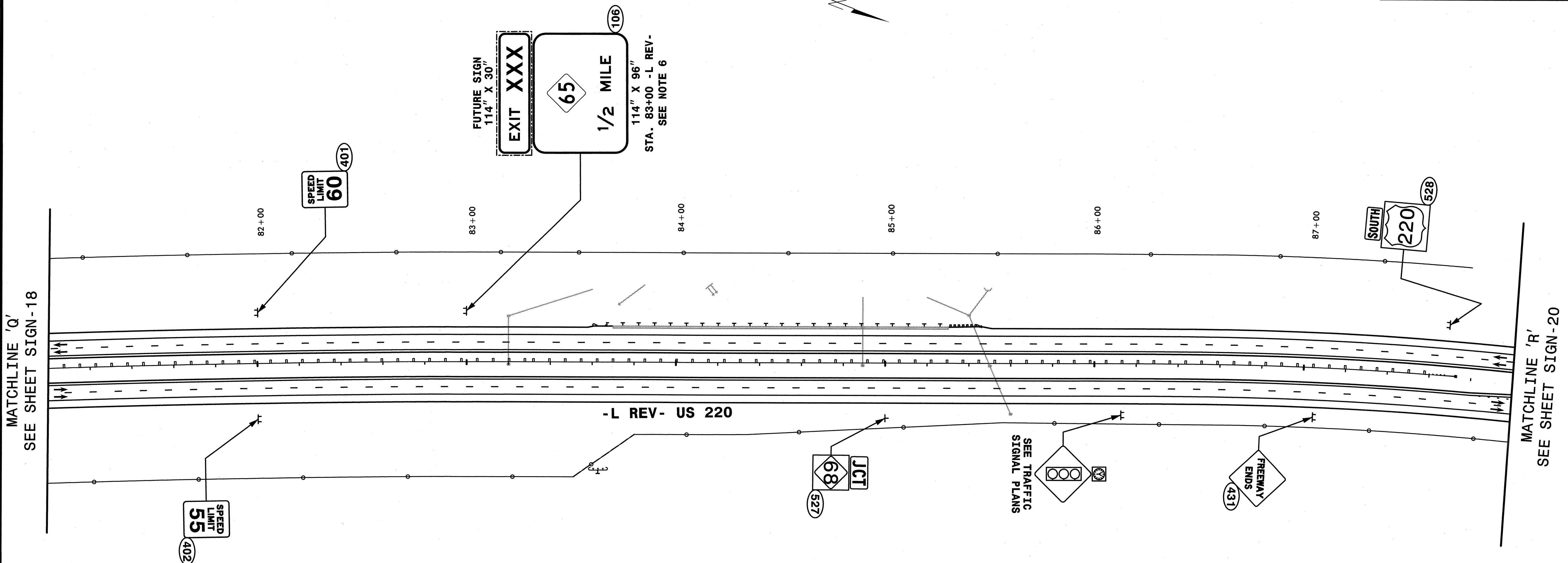
42" X 24"  
DRAINING CAPE FEAR RIVER BASIN  
PROPOSED LOCATION  
SEE SHEET SIGN-17  
FOR EXISTING LOCATION

OVERHEAD SIGN ASSEMBLY 'G'  
STA. 75+00 - L REV-

120" X 36"  
Summerfield 6  
Greensboro 16  
STA. 80+60 - L REV-  
SEE NOTE 7

**PROPOSED SIGNS**  
**STA. 74+00 TO 81+00**  
**-L REV-**

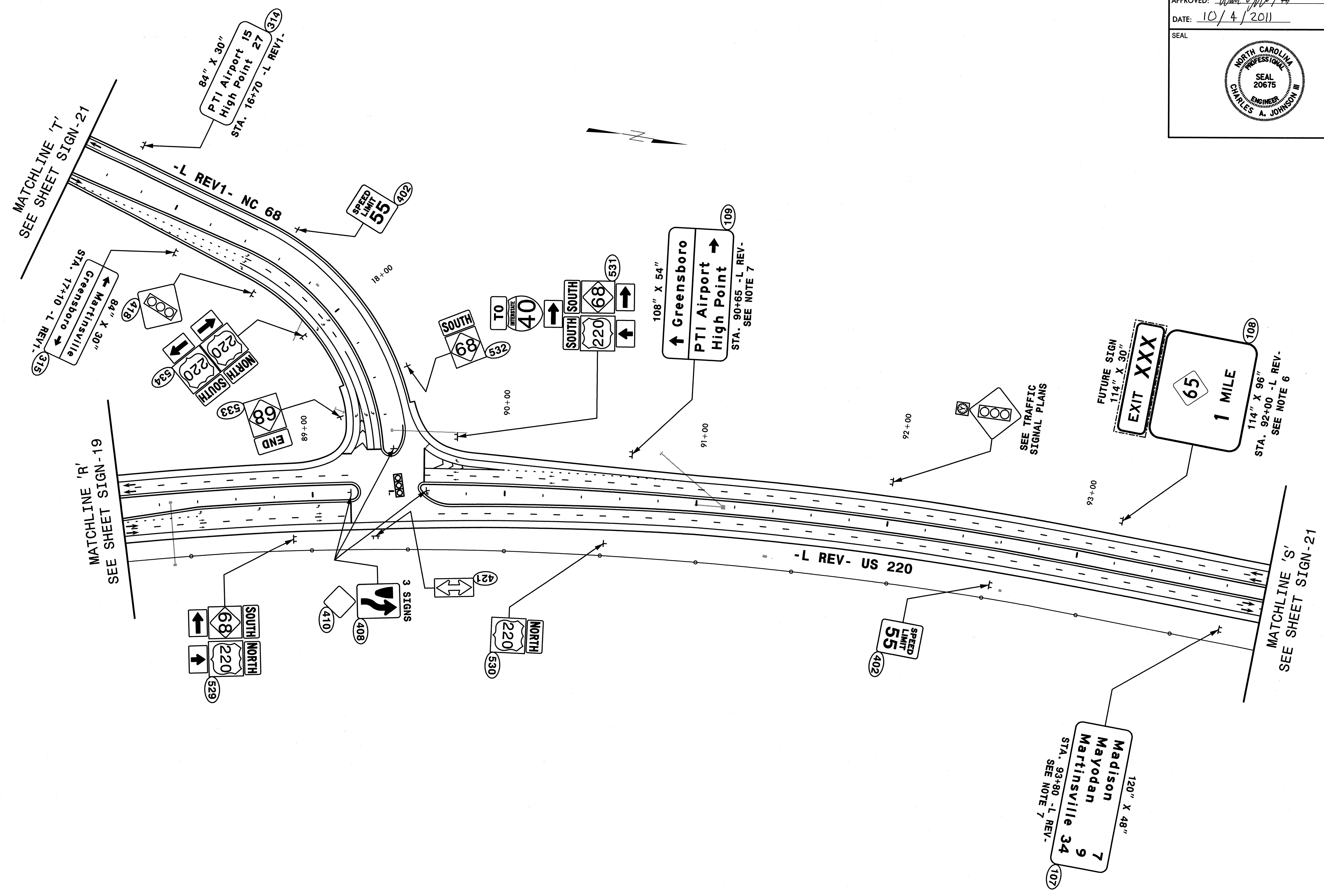




NOTE:  
 REMOVE AND DISPOSE OF EXISTING SIGNS WITHIN PROJECT LIMITS UNLESS OTHERWISE NOTED.  
 ALL PROPOSED SIGNS SEE NOTE 8 UNLESS OTHERWISE NOTED.

**HNTB** HNTB NORTH CAROLINA, P.C.  
 343 E. Six Forks Road, Suite 200  
 Raleigh, North Carolina 27609  
 NC License No: C-1554

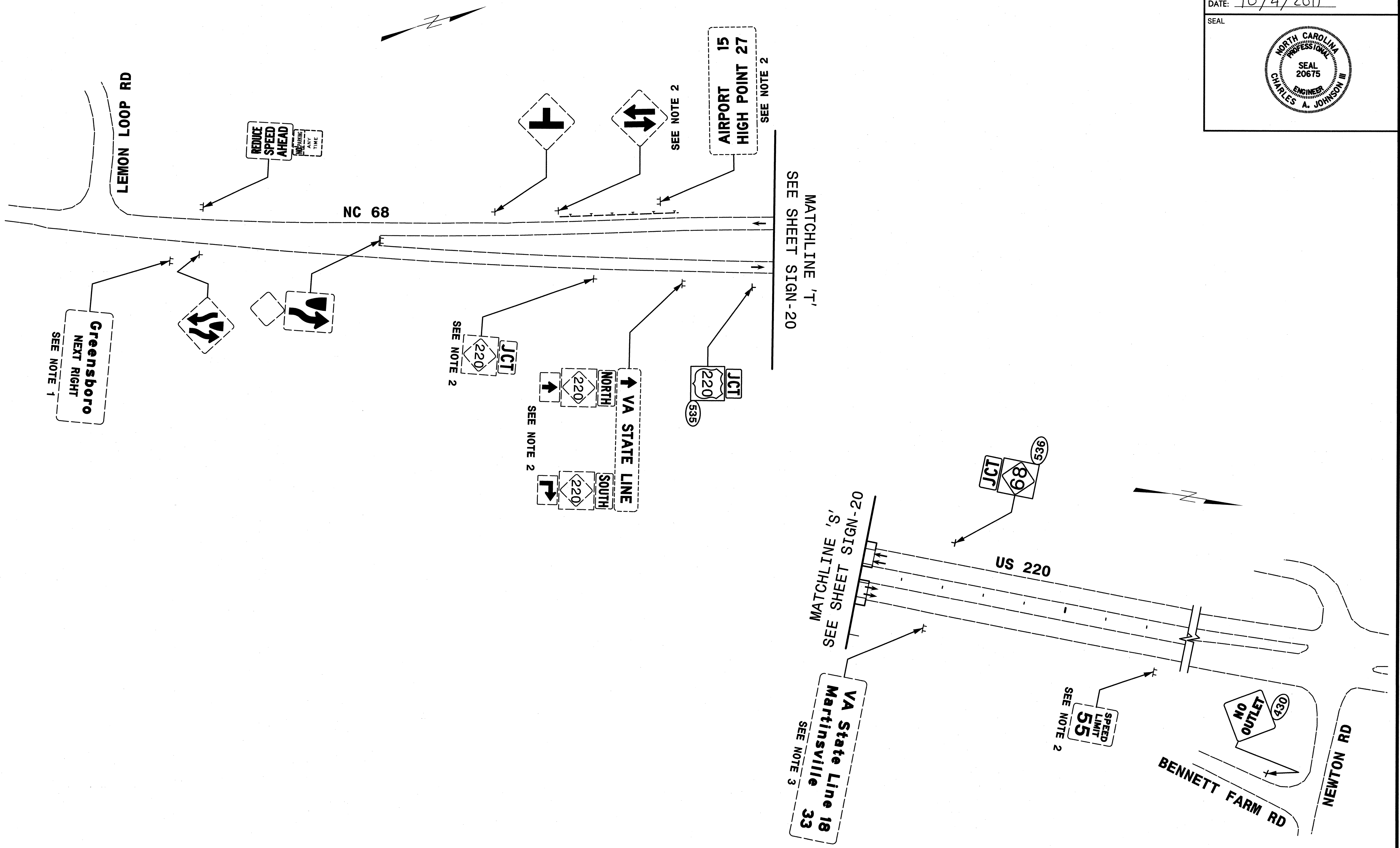
**PROPOSED SIGNS**  
**STA. 81+00 TO 88+00**  
**- L REV -**



NOTE:  
 REMOVE AND DISPOSE OF EXISTING SIGNS WITHIN PROJECT LIMITS UNLESS OTHERWISE NOTED.  
 ALL PROPOSED SIGNS SEE NOTE 8 UNLESS OTHERWISE NOTED.

**HNTB** HNTB NORTH CAROLINA, P.C.  
 343 E. Six Forks Road, Suite 200  
 Raleigh, North Carolina 27609  
 NC License No: C-1554

**PROPOSED SIGNS**  
**STA. 88+00 TO 94+20**  
**-L REV-**



NOTE:  
 REMOVE AND DISPOSE OF EXISTING SIGNS WITHIN PROJECT LIMITS UNLESS OTHERWISE NOTED.  
 ALL PROPOSED SIGNS SEE NOTE 8 UNLESS OTHERWISE NOTED.