


**STATE OF NORTH CAROLINA  
DEPARTMENT OF TRANSPORTATION**

**SIGNING PLAN  
ROCKINGHAM COUNTY**

**LOCATION: REIDSVILLE - US 29 BUS (FREEWAY DR) FROM  
SOUTHERN LOOP TO NC 14.**

TIP NO. U-3326AB	SHEET NO. SIGN-1
APPROVED: <i>[Signature]</i>	
DATE: 7/11/11	
SEAL	
	

**T.I.P.: U-3326AB**

**CONTRACT: C202652**

**ROADWAY STANDARD DRAWING**

THE FOLLOWING ROADWAY STANDARDS AS APPEAR IN "ROADWAY STANDARD DRAWINGS" - PROJECT SERVICES UNIT - N.C. DEPARTMENT OF TRANSPORTATION - RALEIGH, N.C., DATED JULY 2006 ARE APPLICABLE TO THIS PROJECT AND BY REFERENCE HEREBY ARE CONSIDERED A PART OF THESE PLANS:

STD. NO.	TITLE
901.10	TYPE 'A' SIGNS
901.20	TYPE 'B' SIGNS
901.50	ARROWS AND SHIELDS
901.70	SIGN STRINGERS AND SUPPORT SPACING
901.80	SIGN MOUNTING DETAILS - FOR TYPE A AND TYPE B SIGNS
903.10	GROUND MOUNTED SIGN SUPPORTS
904.10	ORIENTATION OF GROUND MOUNTED SIGNS
904.20	SECONDARY SIGN MOUNTING
904.30	SUPPLEMENTAL SIGN MOUNTING
904.50	MOUNTING OF TYPE 'D', 'E' AND 'F' SIGNS ON 'U' CHANNEL POSTS
1264.01	OBJECT MARKERS
1264.02	PLACEMENT OF OBJECT MARKERS


**GENERAL NOTES**

- . SIGNS FURNISHED BY STATE
- . SIGN ERECTION OF ALL SECONDARY SIGNS MOUNTED ABOVE OR BELOW TYPE A GROUND MOUNTED SIGNS ARE INCIDENTAL. (SEE 904-4)
- . 900 SERIES SIGNS (NEW SIGNS INSTALLED ON EXISTING SUPPORTS) ARE PAID UNDER 904 SIGN ERECTION, TYPE A (GROUND MOUNTED)
- . ALL TYPE 'D' SIGNS SHALL BE MOUNTED ON TWO U-CHANNEL POSTS UNLESS OTHERWISE INDICATED ON THE PLANS.
- . IF REMOVAL OR RELOCATION OF SIGNS ON PRIVATE STREET (NON-STATE MAINTAINED) IS REQUIRED DUE TO CONSTRUCTION, THE CONTRACTOR SHALL INFORM THE ENGINEER. THE WORK WILL BE COMPLETED BY OTHERS.
- . SIGNING PLANS DO NOT INCLUDE TEMPORARY CONSTRUCTION SIGNING. SEE TRAFFIC CONTROL PLANS.
- . WHEN NOT STATIONED OR DIMENSIONED ON PLANS, ALL 'E' AND 'F' SIGNS SHALL BE FIELD LOCATED BY THE ENGINEER
- . ALL EXISTING SIGNS ON "U" CHANNEL POST WITHIN THE PROJECT LIMITS SHALL BE REMOVED AND DISPOSED OF UNLESS OTHERWISE NOTED ON PLANS.
- . WHEN EXISTING SIGNS ARE REMOVED AND INSTALLED ON NEW SUPPORTS, THE RE-ERECTION SHALL IMMEDIATELY FOLLOW THE REMOVAL.
- . THE BACKGROUND FOR TYPE E & F SIGNS SHALL BE TYPE C REFLECTIVE SHEETING.
- . DO NOT BEGIN FABRICATION FOR TYPES A & B SIGNS MOUNTED ON OVERHEAD STRUCTURES OR STEEL SUPPORTS UNTIL "S" DIMENSIONS HAVE BEEN FIELD VERIFIED.
- . SEE ROADWAY PLANS FOR GUARD/GUIDE/BARRIER RAIL DETAILS.

PLAN PREPARED BY: N.C.D.O.T. SIGNING AND DELINEATION UNIT

**SUSAN B. KUNZ** SIGNING & DELINEATION REGIONAL ENGINEER

**SAM COLEMAN** SIGNING & DELINEATION PROJECT DESIGN ENGINEER



**SUMMARY OF QUANTITIES**

ITEM NO.	ITEM DESCRIPTION	QUANTITY	UNIT
DESC. NO.	SECT. NO.		
4048000000	902	12	C.Y.
4054000000	902	3	C.Y.
4057000000	SP	48	C.Y.
4060000000	903	2874	LB.
4066000000	903	7577	LB.
4072000000	903	7875	L.F.
4082100000	SP	1	L.S.
4082100000	SP	1	L.S.
4096000000	904	33	EA.
4102000000	904	143	EA.
4108000000	904	89	EA.
4110000000	904	21	EA.
4116100000	904	2	EA.
4116100000	904	3	EA.
4152000000	907	1	EA.
4155000000	907	287	EA.
4158000000	907	5	EA.
4192000000	907	12	EA.
4236000000	907	7	EA.
4238000000	907	10	EA.

**PAY ITEM NOTES**

- DISPOSAL OF SIGN SYSTEM, U-CHANNEL
- DISPOSAL OF SUPPORT, U-CHANNEL
- RELOCATE SIGN TYPE E
- RELOCATE SIGN TYPE D
- DISPOSAL OF SIGN SYSTEM, STEEL BEAM
- DISPOSAL OF SIGN SYSTEM, WOOD
- DISPOSAL OF SIGN, A OR B (GROUND MOUNTED)
- DISPOSAL OF SIGN, D, E OR F

**INDEX**

SHEET NO.	DESCRIPTION
SIGN-1	TITLE SHEET
SIGN-2-2D	SUPPORT INFORMATION AND GROUND MOUNT SHEETS
SIGN-3 & 3A	OVERHEAD DETAILS
SIGN-4-4N	SIGN DESIGNS & E AND F SHEETS
SIGN-5-22	EXISTING SIGNS SHEETS
SIGN-23-40	PROPOSED SIGN DETAIL SHEETS

TIP NO. U-3326A/B	SHEET NO. SIGN-2
APPROVED: <i>R.W.K.</i>	
DATE: 8/29/11	
SEAL	

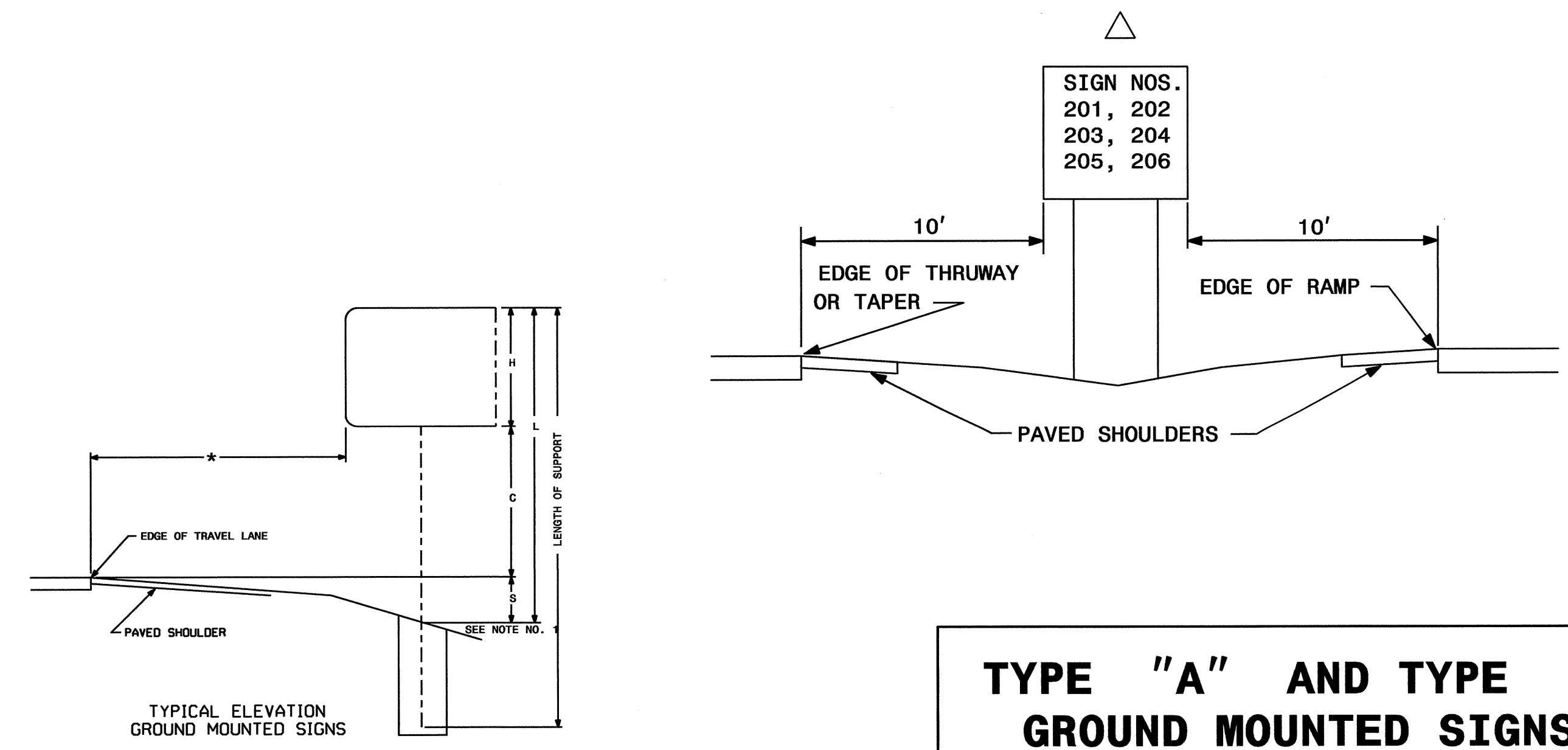
SIGN NO.	SIGN TYPE	SIGN SIZE (in. w x h)	ROADWAY STATION	NO. OF SUP.	BEAM SECTION	SUPPORT TYPE	ATTACH METHOD	MOUNTING METHOD	LENGTH (ft)				LEFT SUPPORT (ft)			CENTER SUPPORT (ft)			RIGHT SUPPORT (ft)			FOOTING DIAMETER (ft.)	FOOTING DEPTH (ft.)	B/A SUPPORT WEIGHTS (lbs.)	SIMPLE SUPPORT WEIGHTS (lbs.)	REINF. FTGS. (c.y.)	PLAIN FTGS. (c.y.)	FIELD VERIFIED SEE NOTE 2 (mm/dd/yy)
									CLR.	SNS HT	MTG HT	EMBED-MENT	S	L	TOTAL LENGTH	S	L	TOTAL LENGTH	S	L	TOTAL LENGTH							
101	B	108 X 42	197+00	2	S4x7.7	BA	N/A	N/A	20.00	3.50	7.00	4	1.90	12.40	16.40	0.00	0.00	0.00	4.50	15.00	19.00	1	4.5	313.19	0.00	0.00	0.26	
102	B	108 X 42	128+00	2	S4x7.7	BA	N/A	N/A	20.00	3.50	7.00	3.5	2.50	13.00	16.50	0.00	0.00	0.00	3.90	14.40	17.90	1	4	305.49	0.00	0.00	0.23	
103A	B	30 X 30																										
103B	A	96 X 54	189+00	2	W6x9	BA	1-L	N/A	18.00	4.50	9.70	3.5	-1.70	12.50	16.00	0.00	0.00	0.00	-2.70	11.50	15.00	1.5	4	342.12	0.00	0.52	0.00	
104A	B	30 X 30																										
104B	A	96 X 54	212+00	2	S4x7.7	BA	1-L	N/A	18.00	4.50	9.40	4.5	-1.60	12.30	16.80	0.00	0.00	0.00	-2.40	11.50	16.00	1	5	293.17	0.00	0.00	0.29	
105	B	120 X 42	290+50	2	S4x7.7	BA	N/A	N/A	20.00	3.50	7.00	4	2.50	13.00	17.00	0.00	0.00	0.00	3.80	14.30	18.30	1	4.5	312.42	0.00	0.00	0.26	
106A	B	108 X 30																										
106B	A	174 X 162	See Sign 38	2	W18x40	S	1-R	N/A	30.00	13.50	7.00	6.5	2.70	23.20	29.70	0.00	0.00	0.00	6.80	27.30	33.80	3	7	0.00	2540.00	3.67	0.00	
107A	B	108 X 30																										
107B	A	174 X 174	See Sign 38	2	W18x40	S	1-R	N/A	29.00	14.50	7.00	6	2.10	23.60	29.60	0.00	0.00	0.00	5.30	26.80	32.80	3	6.5	0.00	2496.00	3.40	0.00	
108A	B	108 X 30																										
108B	A	174 X 162	See Sign 38	2	W18x40	S	1-R	N/A	30.00	13.50	7.00	6.5	2.70	23.20	29.70	0.00	0.00	0.00	6.80	27.30	33.80	3	7	0.00	2540.00	3.67	0.00	
201	A	60 X 60	106+50	2	S3x5.7	BA	N/A	N/A	△	5.00	7.00	3	1.00	13.00	16.00	0.00	0.00	0.00	1.00	13.00	16.00	1	3.5	217.93	0.00	0.00	0.20	
202	A	60 X 60	117+75	2	S3x5.7	BA	N/A	N/A	△	5.00	7.00	3	1.00	13.00	16.00	0.00	0.00	0.00	1.00	13.00	16.00	1	3.5	217.93	0.00	0.00	0.20	
203	A	60 X 60	199+25	2	S3x5.7	BA	N/A	N/A	△	5.00	7.00	3	1.00	13.00	16.00	0.00	0.00	0.00	1.00	13.00	16.00	1	3.5	217.93	0.00	0.00	0.20	
204	A	60 X 60	199+00	2	S3x5.7	BA	N/A	N/A	△	5.00	7.00	3	1.00	13.00	16.00	0.00	0.00	0.00	1.00	13.00	16.00	1	3.5	217.93	0.00	0.00	0.20	
205	A	60 X 60	299+50	2	S3x5.7	BA	N/A	N/A	△	5.00	7.00	3	1.00	13.00	16.00	0.00	0.00	0.00	1.00	13.00	16.00	1	3.5	217.93	0.00	0.00	0.20	
206	A	60 X 60	301+25	2	S3x5.7	BA	N/A	N/A	△	5.00	7.00	3	1.00	13.00	16.00	0.00	0.00	0.00	1.00	13.00	16.00	1	3.5	217.93	0.00	0.00	0.20	

TOTAL TOTAL TOTAL TOTAL  
2873.98 7576.00 11.26 2.27

USE: 2874 7577 12 3

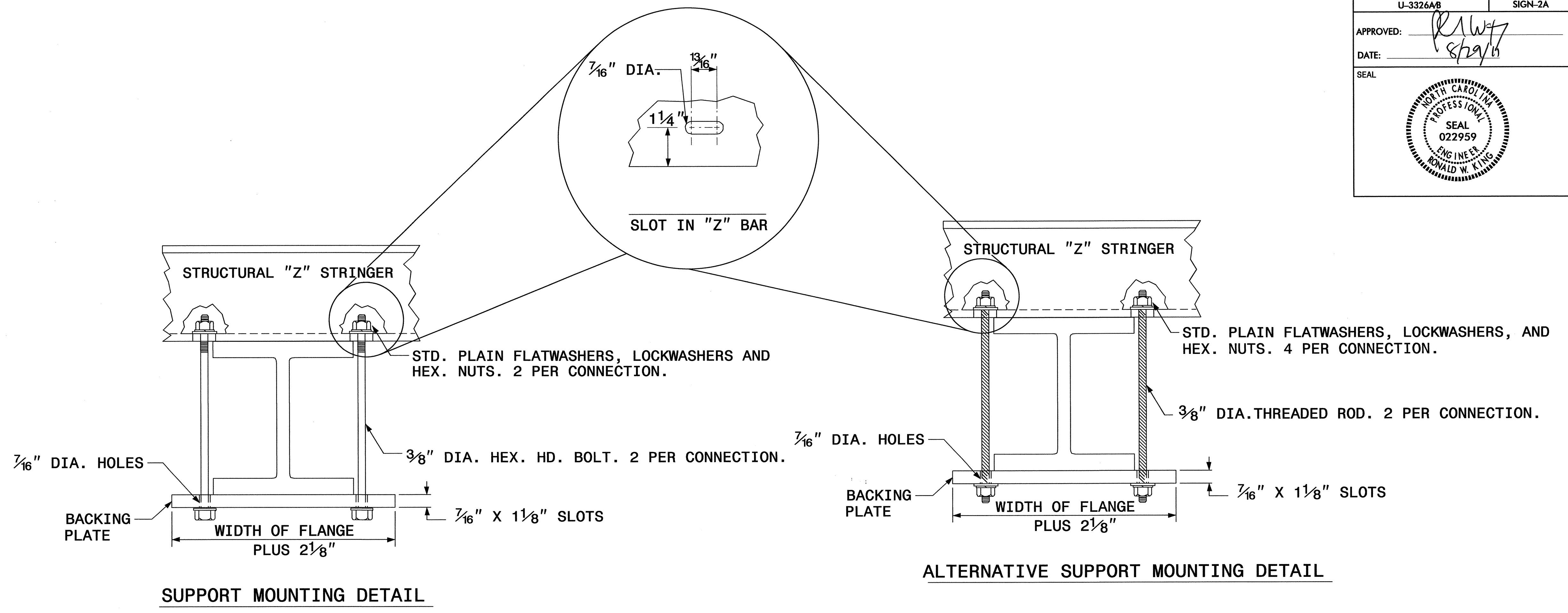
NOTES

- DIMENSION "S" REPRESENTS AN INCREASE (+), OR A DECREASE (-) IN POLE LENGTH, RELATIVE TO THE ELEVATION OF THE EDGE OF PAVEMENT.
- FIELD VERIFICATIONS SHALL BE REQUIRED FOR ALL SUPPORTS, SEE (\*) ARTICLE 903-3. FABRICATORS SHALL BE AISC CERTIFIED IN CATEGORY 1, SEE (\*) ARTICLE 1072-1. (\*) = N.C.D.O.T. STANDARD SPECIFICATIONS FOR ROADS AND STRUCTURES
- PLAN LOCATIONS FOR EXISTING UTILITIES ARE BASED ON THE BEST AVAILABLE INFORMATION AND, THEREFORE MAY NOT BE PRECISELY ACCURATE. THEREFORE, IT IS INCUMBENT UPON THE CONTRACTOR TO DETERMINE THE EXACT LOCATION OF UTILITIES BEFORE BEGINNING WORK IN A LOCATION.

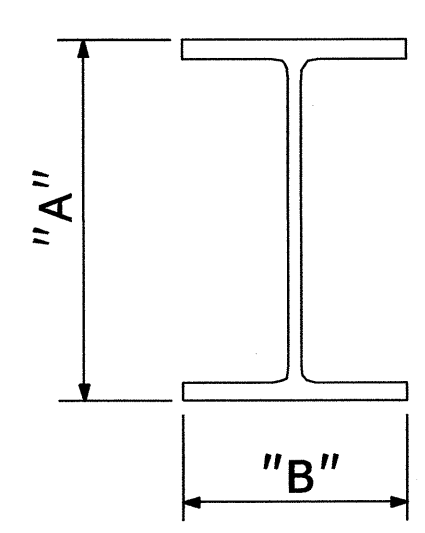


TYPE "A" AND TYPE "B" GROUND MOUNTED SIGNS

23-AUG-2011 16:07  
 C:\TIP\Projects\U-3326A\Traffic\Signing\CADD\Signing Layout Plans\Engseed.dgn  
 Coleman AT 11/27/11

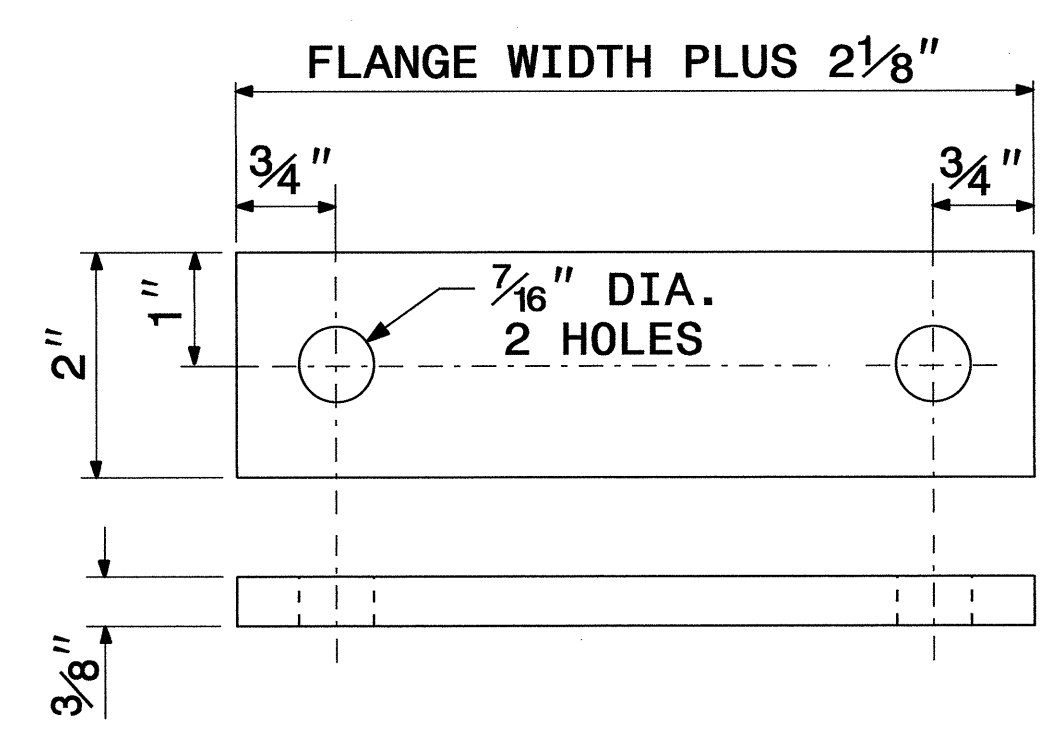


**SIGN SUPPORTS SECTION DIMENSIONS**



SECTION	A	B
S3 X 5.7	3"	2 3/8"
S4 X 7.7	4"	2 5/8"
W6 X 9	6"	4"
W6 X 12	6"	4"
W6 X 16	6 1/4"	4"
W8 X 18	8 1/8"	5 1/4"
W8 X 21	8 1/4"	5 1/4"
W10 X 22	10 1/8"	5 3/4"
W10 X 26	10 3/8"	5 3/4"
W12 X 26	12 1/4"	6 1/2"
W14 X 30	13 7/8"	6 3/4"
W16 X 31	15 7/8"	5 1/2"
W18 X 35	17 3/4"	6"
W18 X 40	17 7/8"	6"
W21 X 44	20 5/8"	6 1/2"

**BACKING PLATE DETAIL**



1. THE SUPPORT MOUNTING DETAIL SHOWS A "W" OR "S" BEAM. THIS DETAIL IS ALSO USED FOR MOUNTING SIGNS TO WOOD OR SQUARE TUBE SUPPORTS.
2. USE GALVANIZED STEEL FOR BACKING PLATES AND MOUNTING BOLTS IN ACCORDANCE WITH ASTM A123.
3. SEE NCDOT STANDARD SPECIFICATIONS FOR ROADS AND STRUCTURES FOR TYPE OF MATERIAL TO BE USED FOR SIGN HANGER ASSEMBLIES AND SUPPORTS.
4. USE GALVANIZED STEEL FOR MOUNTING BOTS AND THREADED RODS IN COMPLIANCE WITH ASTM A307 AND ASTM A153.

**SIGN MOUNTING DETAILS**

23-APR-2011 16:20 UN:\3226\Traffic\Signing\CADD\Signing Layout Plans\Engsecd.dgn  
 S:\Solenon

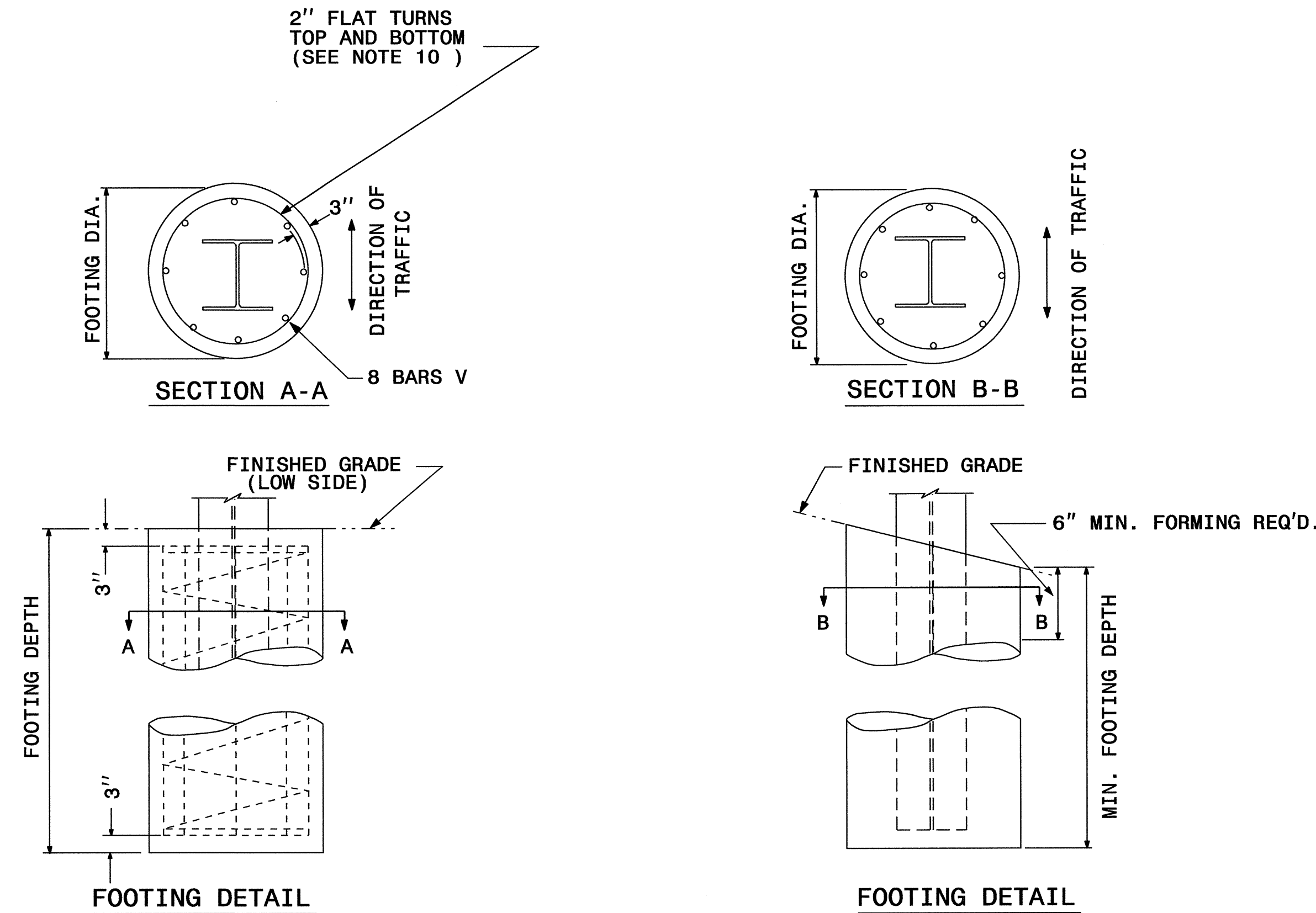






TIP NO. U-3326A/B	SHEET NO. SIGN-2C
APPROVED: <i>R.W.K.</i>	
DATE: 8/29/11	
SEAL	



BEAM SHAPE	SLIP BASE PLATE DATA								KEEPER PLATE DATA							HINGE CONNECTION DATA							BREAK AWAY SUPPORT WEIGHT CONSTANT LBS.			
	BOLT SIZE	A <sub>1</sub>	B <sub>1</sub>	C <sub>1</sub>	D <sub>1</sub>	E <sub>1</sub>	T <sub>1</sub>	R <sub>1</sub>	A <sub>2</sub>	B <sub>2</sub>	C <sub>2</sub>	D <sub>2</sub>	E <sub>2</sub>	R <sub>2</sub>	T <sub>2</sub>	BOLT SIZE	F	G	H	I	J	K		L	R <sub>3</sub>	T <sub>3</sub>
S3X5.7	1/2"DIA. X 3"	7"	4"	1"	3/4"	2 1/2"	1"	9/32"	7"	4"	1"	3/4"	2 1/2"	9/32"	28 GAUGE	1/2"DIA. X 1 1/4"	2 1/4"	3 1/2"	4"	1 1/2"	1"	1 1/2"	2"	9/32"	3/8"	18
S4X7.7	1/2"DIA. X 3"	8"	4"	1"	3/4"	2 1/2"	1"	9/32"	8"	4"	1"	3/4"	2 1/2"	9/32"	28 GAUGE	1/2"DIA. X 1 1/4"	2 5/8"	3 1/2"	4"	1 1/2"	1"	1 1/2"	2"	9/32"	3/8"	20
W6X9	1/2"DIA. X 3"	10"	5"	1"	3/4"	3 1/2"	1"	9/32"	10"	5"	1"	3/4"	3 1/2"	9/32"	28 GAUGE	1/2"DIA. X 1 1/4"	4"	3 1/2"	4"	3/4"	1"	1 1/2"	2"	9/32"	3/8"	32
W6X12	5/8"DIA. X 3 3/4"	11"	5"	1 1/4"	7/8"	3 1/4"	1 1/4"	1 1/32"	11"	5"	1 1/4"	7/8"	3 1/4"	1 1/32"	28 GAUGE	5/8"DIA. X 2 1/4"	4"	4"	4 1/2"	3/4"	1 1/8"	5/8"	2 1/4"	1 1/32"	3/8"	39
W6X16	5/8"DIA. X 3 3/4"	12"	6"	1 1/4"	7/8"	4 1/4"	1 1/2"	1 1/32"	12"	6"	1 1/4"	7/8"	4 1/4"	1 1/32"	28 GAUGE	5/8"DIA. X 2 1/2"	4"	4"	4 1/2"	3/4"	1 1/8"	5/8"	2 1/4"	1 1/32"	1/2"	47
W8X18	5/8"DIA. X 4 1/4"	13 1/2"	6 1/2"	1 1/4"	7/8"	4 3/4"	1 1/2"	1 1/32"	13 1/2"	6 1/2"	1 1/4"	7/8"	4 3/4"	1 1/32"	28 GAUGE	5/8"DIA. X 2 1/2"	5 1/4"	4"	4 1/2"	1"	1 1/8"	5/8"	2 1/4"	1 1/32"	1/2"	70
W8X21	3/4"DIA. X 4 1/4"	14"	7"	1 1/2"	1"	5"	1 1/2"	1 1/32"	14"	7"	1 1/2"	1"	5"	1 1/32"	28 GAUGE	3/4"DIA. X 2 3/4"	5 1/4"	6"	7"	1"	1 3/4"	3/4"	3 1/2"	1 1/32"	1/2"	73
W10X22	3/4"DIA. X 4 1/4"	16"	8"	1 1/2"	1"	6"	1 1/2"	1 1/32"	16"	8"	1 1/2"	1"	6"	1 1/32"	28 GAUGE	3/4"DIA. X 2 3/4"	5 3/4"	6"	7"	1"	1 3/4"	3/4"	3 1/2"	1 1/32"	1/2"	119
W10X26	3/4"DIA. X 4 3/4"	16 1/2"	8"	1 1/2"	1"	6"	1 3/4"	1 1/32"	16 1/2"	8"	1 1/2"	1"	6"	1 1/32"	28 GAUGE	3/4"DIA. X 2 3/4"	5 3/4"	6"	7"	1"	1 3/4"	3/4"	3 1/2"	1 1/32"	5/8"	140
W12X26	3/4"DIA. X 4 3/4"	18 1/2"	9"	1 1/2"	1"	7"	1 3/4"	1 1/32"	18 1/2"	9"	1 1/2"	1"	7"	1 1/32"	28 GAUGE	3/4"DIA. X 2 3/4"	6 1/2"	6"	7"	1"	1 3/4"	3/4"	3 1/2"	1 1/32"	5/8"	176
W14X30	1"DIA. X 5"	22"	9"	2"	1 1/2"	6"	2"	1 1/32"	22"	9"	2"	1 1/2"	6"	1 1/32"	28 GAUGE	1"DIA. X 3"	6 3/4"	7"	8"	1 1/4"	2"	1"	4"	1 1/32"	5/8"	205
W16X31	1"DIA. X 5"	24"	9"	2"	1 1/2"	6"	2"	1 1/32"	24"	9"	2"	1 1/2"	6"	1 1/32"	28 GAUGE	1"DIA. X 3 1/4"	5 1/2"	7"	8"	1 1/4"	2"	1"	4"	1 1/32"	3/4"	223
W18X35	1"DIA. X 5"	25"	9"	2"	1 1/2"	6"	2"	1 1/32"	25"	9"	2"	1 1/2"	6"	1 1/32"	28 GAUGE	1"DIA. X 3 1/4"	6"	7"	8"	1 1/4"	2"	1"	4"	1 1/32"	3/4"	243
W18X40	1"DIA. X 5 1/2"	26"	9"	2"	1 1/2"	6"	2 1/4"	1 1/32"	26"	9"	2"	1 1/2"	6"	1 1/32"	28 GAUGE	1"DIA. X 3 3/4"	6"	7"	8"	1 1/4"	2"	1"	4"	1 1/32"	7/8"	278
W21X44	1"DIA. X 5 1/2"	29"	9"	2"	1 1/2"	6"	2 1/2"	1 1/32"	29"	9"	2"	1 1/2"	6"	1 1/32"	28 GAUGE	1"DIA. X 3 3/4"	6 1/2"	7"	8"	1 1/4"	2"	1"	4"	1 1/32"	7/8"	310



FOUNDATION DATA *		
FOOTING DIAMETER	REINFORCEMENT	SPIRAL BAR
1' 6"	8 # 6 BARS	#3 BAR, 3" PITCH
2'	8 # 7 BARS	#3 BAR, 3" PITCH
2' 6"	8 # 9 BARS	#3 BAR, 3" PITCH
3'	8 # 11 BARS	#3 BAR, 3" PITCH
3' 6"	8 # 12 BARS	#3 BAR, 3" PITCH
4'	8 # 14 BARS	#3 BAR, 3" PITCH

\* FOUNDATION DIMENSIONS ARE SHOWN IN PLANS  
SEE SHEET SIGN-7 FOR NOTES.

**GROUND MOUNTED SIGN SUPPORT**

TIP NO. U-3326A/B	SHEET NO. SIGN-2D
APPROVED: 	
DATE: 8/29/11	
SEAL	
	

**NOTES:**


1. DESIGN CONFORMS WITH THE SPECIFICATIONS FOR THE DESIGN AND CONSTRUCTION OF STRUCTURAL SUPPORTS FOR HIGHWAY SIGNS - A.A.S.H.T.O.
2. USE MATERIALS, FABRICATE AND ERECT SIGNS AND SUPPORTS THAT CONFORM TO THE NORTH CAROLINA DEPARTMENT OF TRANSPORTATION STANDARD SPECIFICATIONS FOR ROADS AND STRUCTURES.
3. USE HIGH STRENGTH BOLTS, NUTS AND WASHERS THAT CONFORM TO A.S.T.M. A-325 AND THAT ARE GALVANIZED IN ACCORDANCE WITH A.S.T.M. A-153.
4. USE BACKING PLATES, SLIP BASE PLATES, FRICTION PLATES, AND HINGE PLATES THAT CONFORM TO A.S.T.M. A-36 AND THAT ARE GALVANIZED IN ACCORDANCE WITH A.S.T.M. A-123 PRIOR TO GALVANIZING, GRIND SMOOTH ANY METAL PROJECTION BEYOND THE PLATE FACE. KEEPER PLATES SHALL BE MANUFACTURED FROM 28 GAUGE SHEET STEEL THAT CONFORMS TO A.S.T.M. A-36 AND IS GALVANIZED IN ACCORDANCE WITH A.S.T.M. A-123
5. ASSEMBLE HINGE CONNECTIONS IN THE SHOP. SHOP TIGHTEN BOLTS BY USE OF EITHER A CALIBRATED POWER WRENCH OR A MANUAL TORQUE WRENCH. TIGHTEN EACH HINGE CONNECTION BOLT TO 1/3 PAST SNUG.
6. BASE PLATES DETAILS ARE FOR INSTALLATIONS ON THE RIGHT SHOULDER AND IN GORE AREAS.
7. ASSEMBLE UPPER SUPPORT TO STUB AS SHOWN IN DETAIL. SLIP BASE PLATES SHALL BE FILLET WELDED ONTO POSTS ALL AROUND THE STRUCTURAL SHAPE SO AS TO INSURE NO LOSS OF STRENGTH. ASSEMBLE IN EITHER SHOP OR FIELD. 28 GAUGE KEEPER PLATE IS PLACED BETWEEN SLIP BASE PLATES TO PREVENT BOLT SLIPPING. TIGHTEN BOLTS TO THE FOLLOWING PRESCRIBED TORQUE:

	TORQUE (LB. FT.)
	9
	22
	37
	48

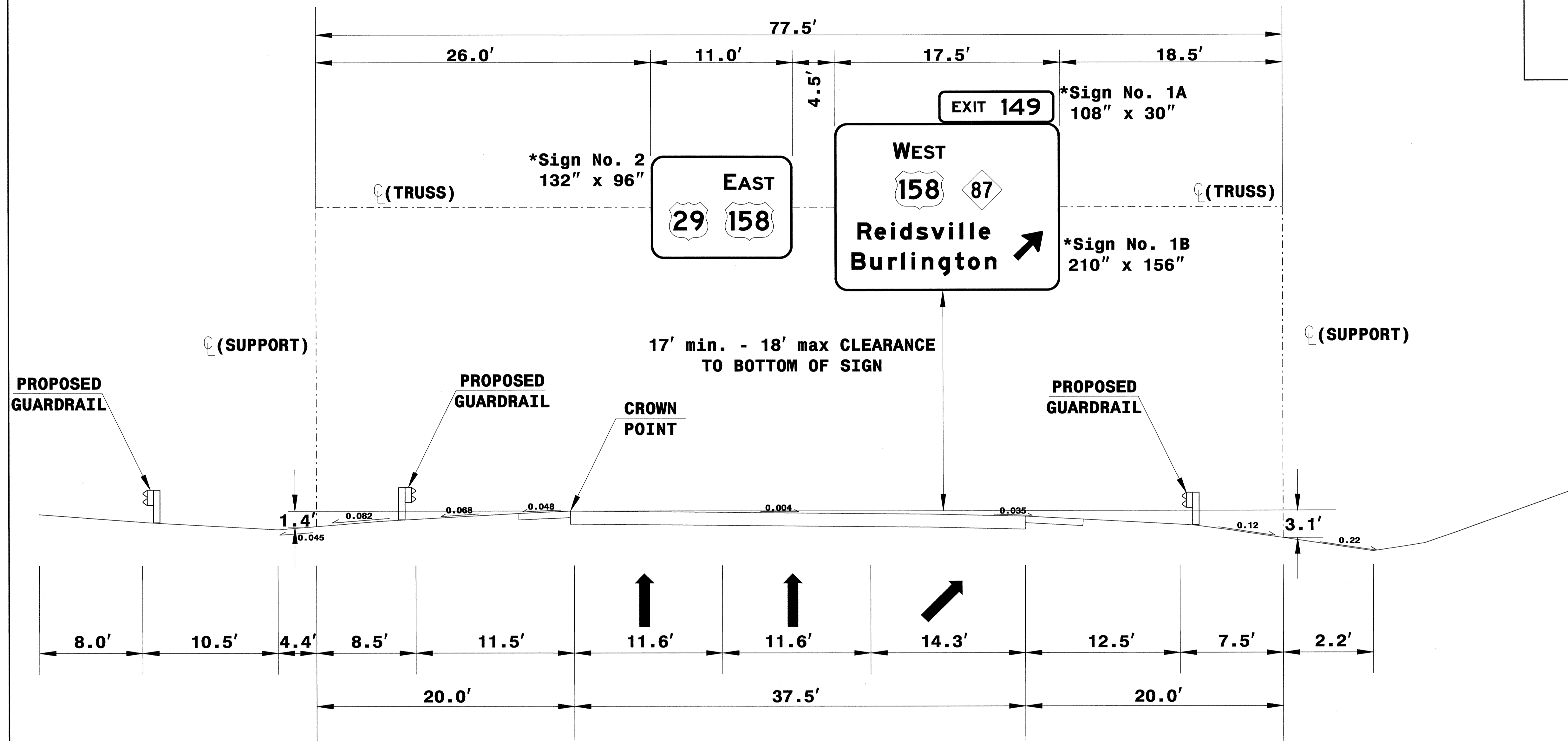
COMPLETELY ASSEMBLE B/A POSTS PRIOR TO ERECTION. B/A POST TO BE SET IN ONE PIECE. AFTER SUPPORT HAS BEEN ERECTED AND THE CONCRETE FOOTINGS HAS CURED AT LEAST 48 HRS., CLEAN CONCRETE FROM BASE CONNECTION BOLTS THEN LOOSEN AND RETIGHTEN EACH BOLT IN A SYSTEMATIC ORDER TO THE PRESCRIBED TORQUE. DO NOT OVERTIGHTEN. BURR ALL BOLT THREADS OF BASE CONNECTIONS TO PREVENT LOOSENING.

8. USE REINFORCED FOOTINGS WITH DIMENSIONS AS SHOWN IN PLANS. WHERE SOLID ROCK IS ENCOUNTERED, THE ENGINEER DIRECTS WHETHER TO PLACE THE FOOTING AT THE PRESCRIBED DEPTH OR EXTEND IT AT LEAST TWO FEET INTO THE ROCK. CONSTRUCT ALL FOOTINGS OF CLASS A CONCRETE.
9. FORM TOP 6" OF FOOTINGS. ENGINEER APPROVES THE METHOD USED.
10. THE FINAL FLAT TURN OF SPIRAL OR HOOPS NO. 3 OR LARGER PLACED 3" FROM TOP AND BOTTOM OF FOOTING MAY BE WELDED TO VERTICAL REINFORCING BARS. NO OTHER WELDING WILL BE PERMITTED.
11. ELIMINATE HINGE CONNECTION FOR ALL SINGLE SUPPORT SIGNS.
12. DETAIL IS FOR ONE DIRECTION BREAKAWAY. WHEN PLANS REQUIRE A TWO DIRECTION BREAKAWAY, TWO FRICTION PLATES SHALL BE USED IN LIEU OF ONE FRICTION PLATE AND ONE HINGE PLATE.
13. SHAPE THE TOPS OF THE FOOTINGS TO CONFORM WITH FINISHED GROUND ELEVATIONS SUCH THAT WATER WILL NOT COLLECT AGAINST THE SUPPORTS.
14. IF THE GROUNDWATER IS ENCOUNTERED AT AN DEPTH SHALLOWER THAN 7 FEET, THE SIGN FOUNDATION MUST BE REDESIGNED BASED UPON THE ACTUAL FIELD CONDITIONS. THE FOUNDATION DESIGN DOES NOT APPLY TO VERY SOFT OR LOOSE SOIL, MUCK, WEATHERED ROCK, OR HARD ROCK.

**GROUND MOUNTED SIGN SUPPORT**

TIP NO. U-3326A/B	SHEET NO. SIGN-3
APPROVED: <i>R.W.K.</i>	
DATE: 8/29/11	
SEAL	
	

\* THESE DIMENSIONS SHALL BE USED FOR WIND LOAD AND DEAD LOAD COMPUTATIONS IN DESIGN OF STRUCTURE AND FOOTING. DESIGN AND CONSTRUCTION REQUIREMENTS FOR SIGN STRUCTURES SHALL ACCOMMODATE WIND VELOCITY OF 90 M.P.H.




NOTES:

1. IF THE CONTRACTOR BIDS ALUMINUM SIGN STRUCTURE, EACH SHALL BE PROVIDED WITH AN APPROVED HIGHWAY TRUSS DAMPER DEVICE IN ACCORDANCE WITH AASHTO SPECIFICATIONS.
2. MOUNT SIGNS VERTICALLY CENTERED ON HORIZONTAL MEMBER OF STRUCTURE.
3. FIELD VERIFICATION SHALL BE REQUIRED FOR ALL FOOTING ELEVATIONS, PER THE LATEST NCDOT STANDARD SPECIFICATIONS FOR ROADS AND STRUCTURES.
4. THE TOP OF THE FOOTING SHALL EXTEND AT LEAST 6" AND NOT MORE THAN 24" ABOVE THE HIGHEST POINT OF THE GROUND SURFACE AT THE FOOTING.
5. SIGN HANGERS AND ATTACHMENT HARDWARE SHALL BE PROVIDED AND INSTALLED ON THE ASSEMBLY TO ACCOMMODATE ALL SIGNS SHOWN IN THE PLANS, INCLUDING THOSE DESIGNATED AS "FUTURE".

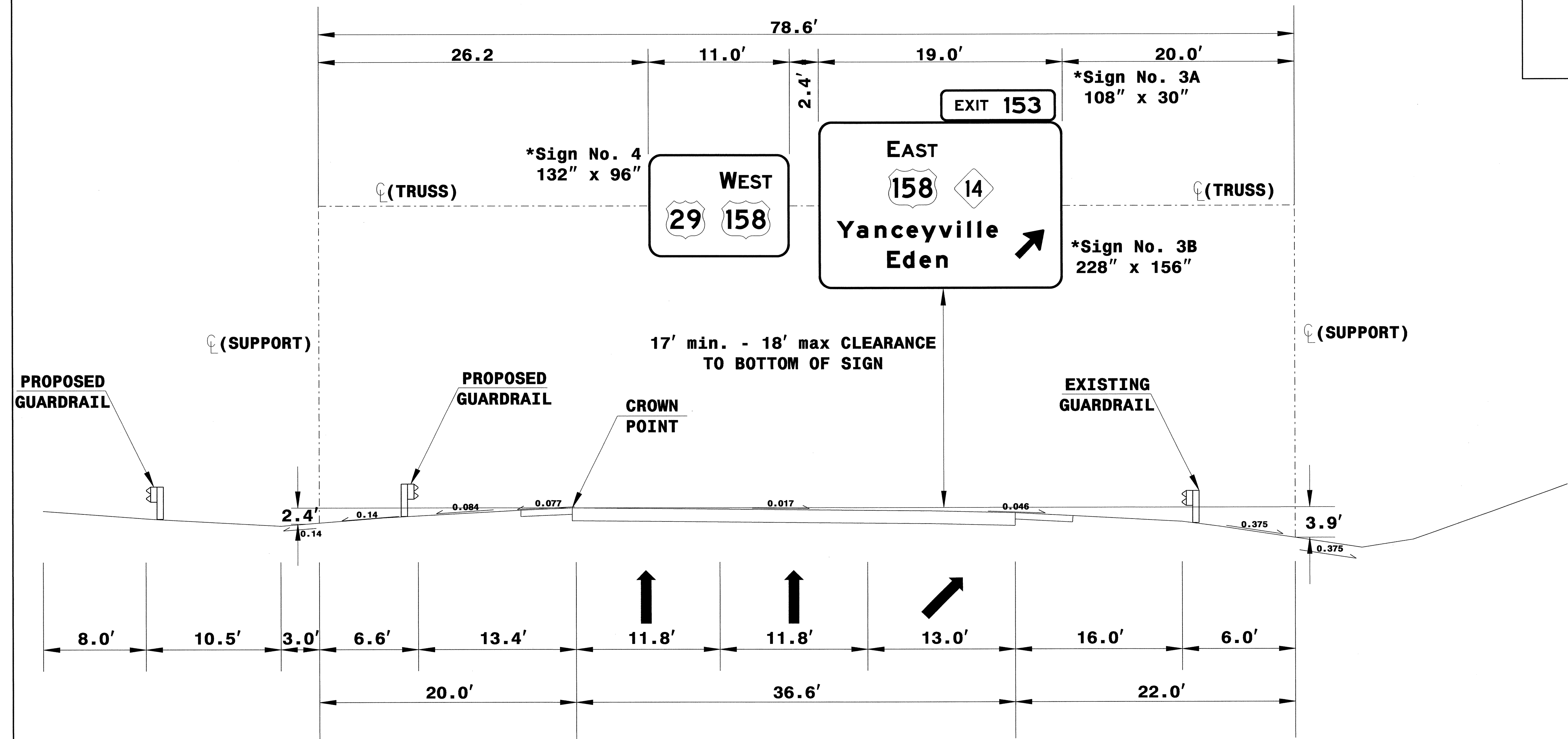
LOCATION: THIS STRUCTURE SHALL BE LOCATED AS MARKED ON PAVEMENT AT THE THEORETICAL GORE OR AS DIRECTED BY ENGINEER.

**OVERHEAD ASSEMBLY "A"**  
**US 29 NBL**



TIP NO. U-3326A/B	SHEET NO. SIGN-3A
APPROVED: <i>R.W.K.</i>	
DATE: 8/29/11	
SEAL	
	

\* THESE DIMENSIONS SHALL BE USED FOR WIND LOAD AND DEAD LOAD COMPUTATIONS IN DESIGN OF STRUCTURE AND FOOTING. DESIGN AND CONSTRUCTION REQUIREMENTS FOR SIGN STRUCTURES SHALL ACCOMMODATE WIND VELOCITY OF 90 M.P.H.



NOTES:

- IF THE CONTRACTOR BIDS ALUMINUM SIGN STRUCTURE, EACH SHALL BE PROVIDED WITH AN APPROVED HIGHWAY TRUSS DAMPER DEVICE IN ACCORDANCE WITH AASHTO SPECIFICATIONS.
- MOUNT SIGNS VERTICALLY CENTERED ON HORIZONTAL MEMBER OF STRUCTURE.
- FIELD VERIFICATION SHALL BE REQUIRED FOR ALL FOOTING ELEVATIONS, PER THE LATEST NCDOT STANDARD SPECIFICATIONS FOR ROADS AND STRUCTURES.
- THE TOP OF THE FOOTING SHALL EXTEND AT LEAST 6" AND NOT MORE THAN 24" ABOVE THE HIGHEST POINT OF THE GROUND SURFACE AT THE FOOTING.
- SIGN HANGERS AND ATTACHMENT HARDWARE SHALL BE PROVIDED AND INSTALLED ON THE ASSEMBLY TO ACCOMMODATE ALL SIGNS SHOWN IN THE PLANS, INCLUDING THOSE DESIGNATED AS "FUTURE".

LOCATION: THIS STRUCTURE SHALL BE LOCATED AS MARKED ON PAVEMENT AT THE THEORETICAL GORE OR AS DIRECTED BY ENGINEER.

**OVERHEAD ASSEMBLY "B"**  
**US 29 SBL**









TIP NO. U-3326A/B	SHEET NO. SIGN-4C
APPROVED:	
DATE: 9/11	
SEAL	

SIGN NUMBER: 107B  
TYPE: A  
QUANTITY: 1  
SIGN WIDTH: 14'-6"  
HEIGHT: 14'-6"  
TOTAL AREA: 210.3 Sq.Ft.

BACKG COLOR: Green  
COPY COLOR: White

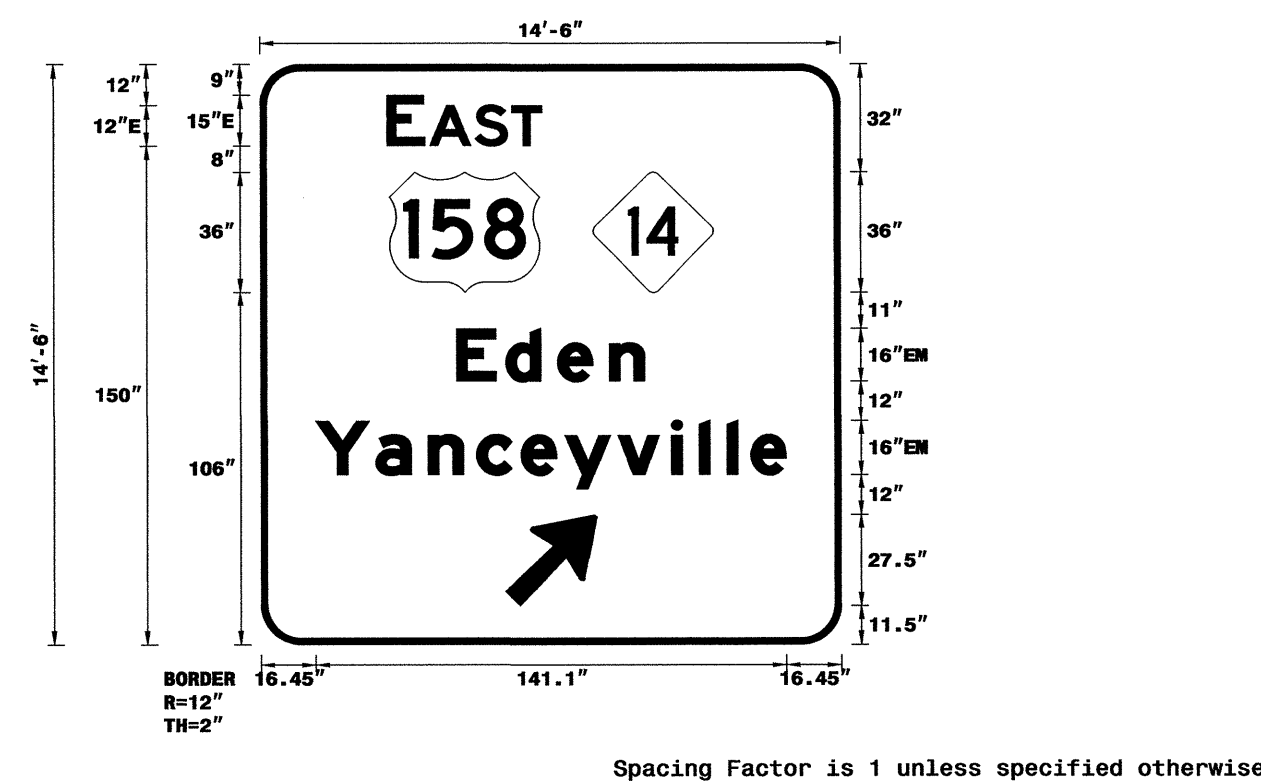
SYMBOL	X	Y	WID	HT
M1-4	38.8	106	45	36
M1-5-2-36-15C	99.8	106	36	36
ARMED	73.3	11.5	22.4	35.3

BORDER TYPE: FLUSH  
RECESS: 0"  
WIDTH: 2"  
RADII: 12"

NO. Z BARS: 5  
LENGTH: 166.0

MAT'L: 0.125" (3.2 mm) ALUMINUM

DESIGN BY: S Coleman  
PROJECT ID: U-3326A/B  
CHECKED BY: S Kunz  
DIV: 7  
DATE: May 03, 2011



LETTER POSITIONS

Letter spacings are to start of next letter

Series/Size	Text Length
E	38.2
A	11.3
S	1.5
T	13.6
11	9
99.5	
E	46.4
EM 2000	
E	58.8
d	14.7
e	15.5
n	15.5
10.6	58.8
EM 2000	
Y	14.2
a	18.3
n	16.3
c	13.7
e	13.4
y	16.2
v	9
i	9
l	7.7
l	10.6
e	14.2
EM 2000	
1	63.2
M	4.5
I	10
L	12
E	4.4
9.2	7.5
63.2	
EM 2000	
141.1	

FILENAME: Sign Designs  
NORTH CAROLINA D.O.T. SIGN DETAIL

SIGN NUMBER: 108B  
TYPE: A  
QUANTITY: 1  
SIGN WIDTH: 14'-6"  
HEIGHT: 13'-6"  
TOTAL AREA: 195.8 Sq.Ft.

BACKG COLOR: Green  
COPY COLOR: White

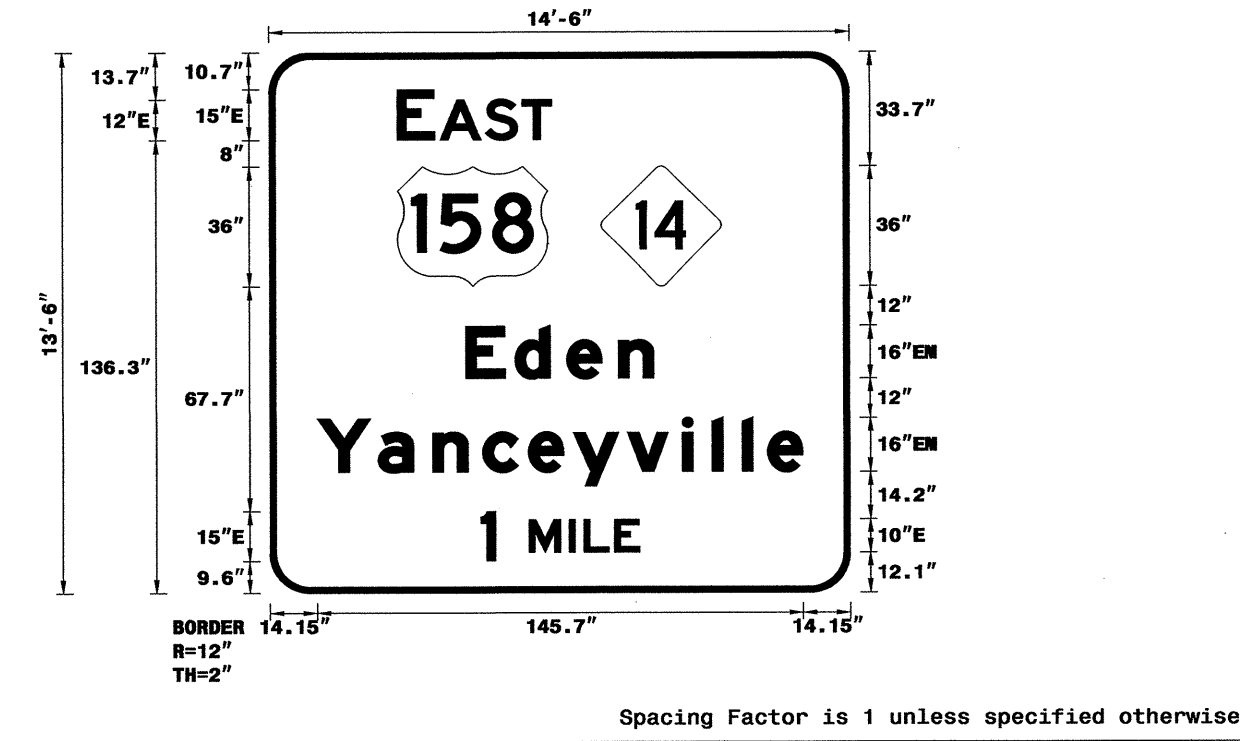
SYMBOL	X	Y	WID	HT
M1-4	38.5	92.3	45	36
M1-5-2-36-15C	99.5	92.3	36	36

BORDER TYPE: FLUSH  
RECESS: 0"  
WIDTH: 2"  
RADII: 12"

NO. Z BARS: 4  
LENGTH: 166.0

MAT'L: 0.125" (3.2 mm) ALUMINUM

DESIGN BY: S Coleman  
PROJECT ID: U-3326A/B  
CHECKED BY: S Kunz  
DIV: 7  
DATE: May 03, 2011



LETTER POSITIONS

Letter spacings are to start of next letter

Series/Size	Text Length
E	38.5
A	11.3
S	1.5
T	13.6
11	9
99.1	
E	46.4
EM 2000	
E	58.8
d	14.7
e	15.5
n	15.5
10.6	58.8
EM 2000	
Y	14.2
a	18.3
n	16.3
c	13.7
e	13.4
y	16.2
v	9
i	9
l	7.7
l	10.6
e	14.2
EM 2000	
1	63.2
M	4.5
I	10
L	12
E	4.4
9.2	7.5
63.2	
EM 2000	
47.6	

FILENAME: Sign Designs  
NORTH CAROLINA D.O.T. SIGN DETAIL

SIGN NUMBER: 103A, 104A  
TYPE: B  
QUANTITY: 2  
SIGN WIDTH: 2'-6"  
HEIGHT: 2'-6"  
TOTAL AREA: 6.3 Sq.Ft.

BACKG COLOR: Blue  
COPY COLOR: White

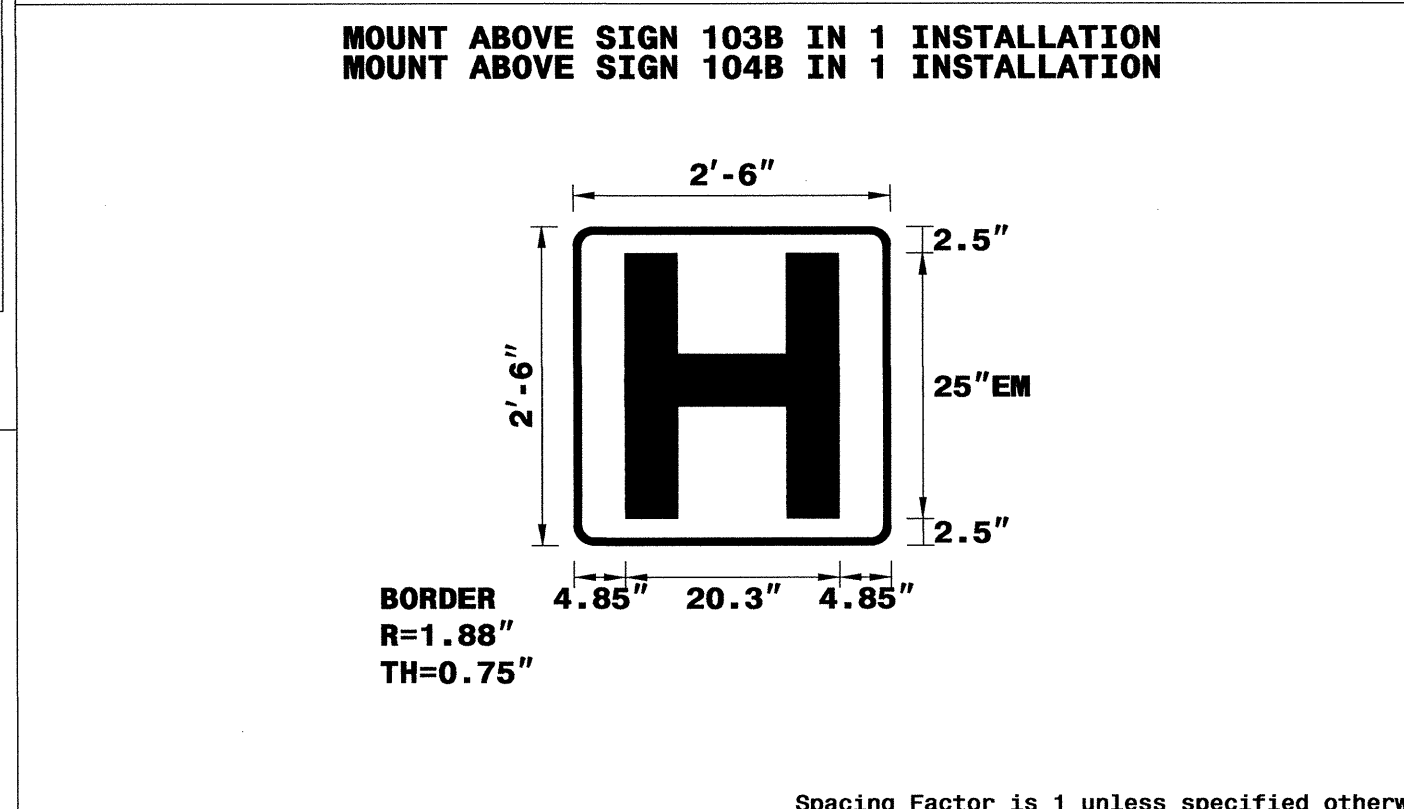
SYMBOL	X	Y	WID	HT

BORDER TYPE: FLUSH  
RECESS: 0"  
WIDTH: 0.75"  
RADII: 1.88"

NO. Z BARS: 2  
LENGTH: 22.0

MAT'L: 0.125" (3.2 mm) ALUMINUM

DESIGN BY: S Coleman  
PROJECT ID: U-3326  
CHECKED BY: S Kunz  
DIV: 8  
DATE: Mar 29, 2011



LETTER POSITIONS

Letter spacings are to start of next letter

Series/Size	Text Length
H	4.9
EM 2000	
20.3	
4.9	

FILENAME: Proposed Sign Designs\_2  
NORTH CAROLINA D.O.T. SIGN DETAIL

SIGN NUMBER: 106A, 107A, 108A  
TYPE: B  
QUANTITY: 3  
SIGN WIDTH: 9'-0"  
HEIGHT: 2'-6"  
TOTAL AREA: 22.5 Sq.Ft.

BACKG COLOR: Green  
COPY COLOR: White

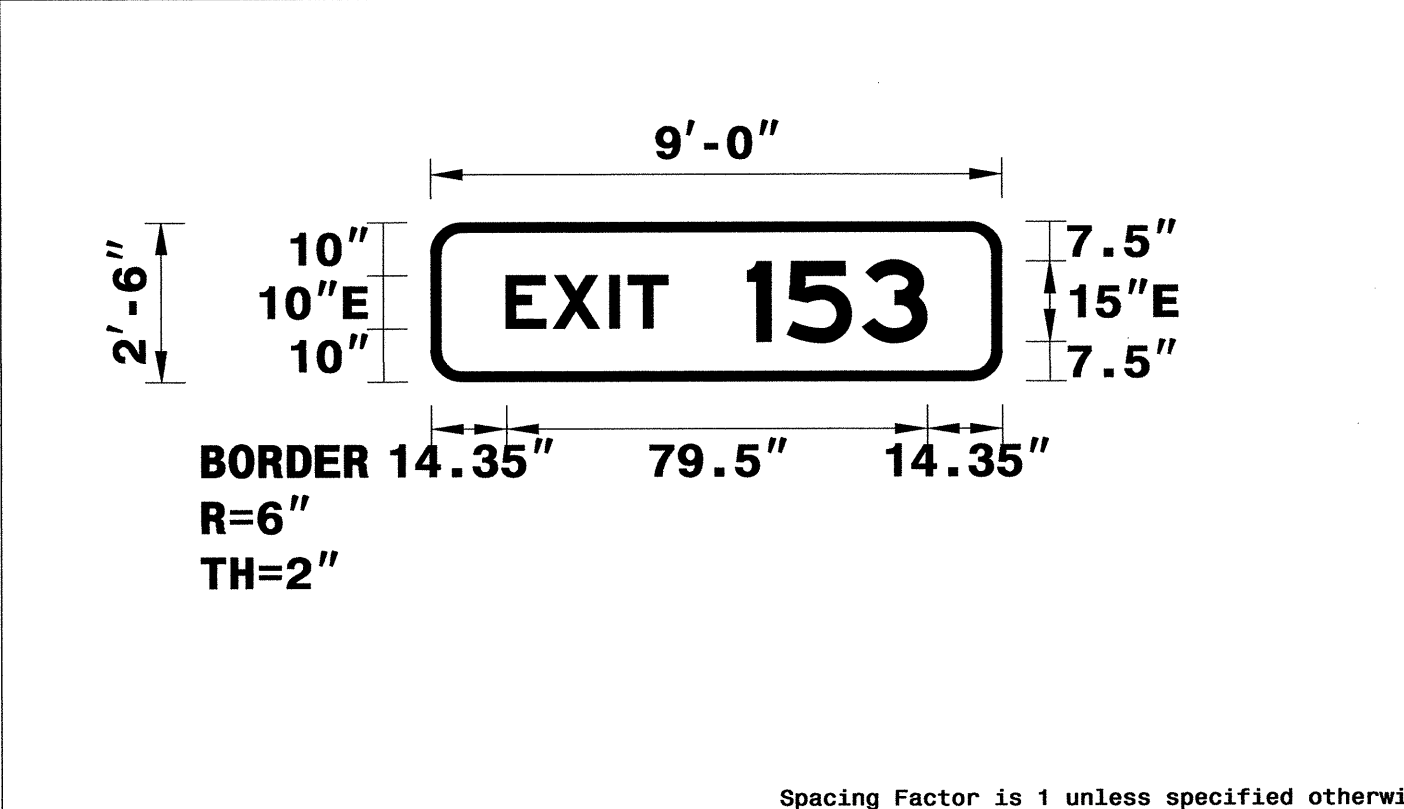
SYMBOL	X	Y	WID	HT

BORDER TYPE: FLUSH  
RECESS: 0"  
WIDTH: 0"  
RADII: 0"

NO. Z BARS: 2  
LENGTH: 100.0

MAT'L: 0.125" (3.2 mm) ALUMINUM

DESIGN BY: S Coleman  
PROJECT ID: U-3326A/B  
CHECKED BY: S Kunz  
DIV: 7  
DATE: Apr 14, 2011



LETTER POSITIONS

Letter spacings are to start of next letter

Series/Size	Text Length
E	14.2
X	8.9
I	10.7
T	3.5
7.5	
15	
7.5	14.3
12.1	14.3
EM 2000	
79.5	

FILENAME: Sign Designs  
NORTH CAROLINA D.O.T. SIGN DETAIL

**GROUND MOUNTED  
SIGN DESIGNS**

3/1/11 10:56:20 11/24/11 U:\3326\Sign Designs\Sign Sheets.dgn S.Coleman

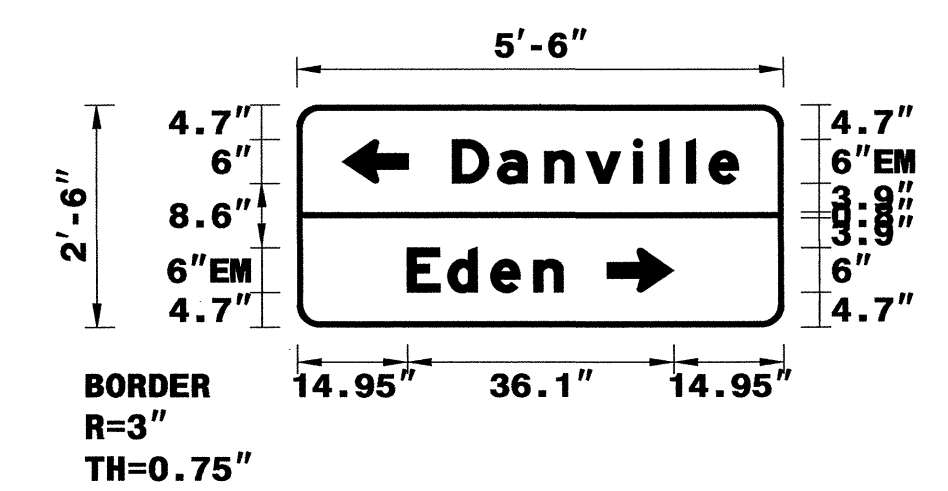


SIGN NUMBER: 301  
 TYPE: D  
 QUANTITY: 1  
 SIGN WIDTH: 5'-6"  
 HEIGHT: 2'-6"  
 TOTAL AREA: 13.8 Sq.Ft.  
 BORDER TYPE: FLUSH  
 RECESS: 0"  
 WIDTH: 0.75"  
 RADII: 3"  
 NO. Z BARS:  
 LENGTH:

BACKG COLOR: Green/Green  
 COPY COLOR: White

SYMBOL	X	Y	WID	HT
ARUP	6.1	19.3	6	9
ARUP	42.1	4.7	6	9

DESIGN BY: S Coleman  
 PROJECT ID: U-3326  
 CHECKED BY: S Kunz  
 DIV: 7  
 DATE: Apr 27, 2011



USE NOTES: 1,2  
 1. Legend and border(except those that are colored black) shall be direct applied Grade C sheeting.  
 2. Background shall be Grade C reflective sheeting.

LETTER POSITIONS

Letter spacings are to start of next letter

Letter spacings are to start of next letter										Series/Size
										Text Length
21.1	6.1	6.4	5.7	6.4	3.6	3.6	3.1	4	6.1	EM 2000
										38.8
E d e n										EM 2000
14.9	5.5	5.8	5.8	4	29.9					21.1

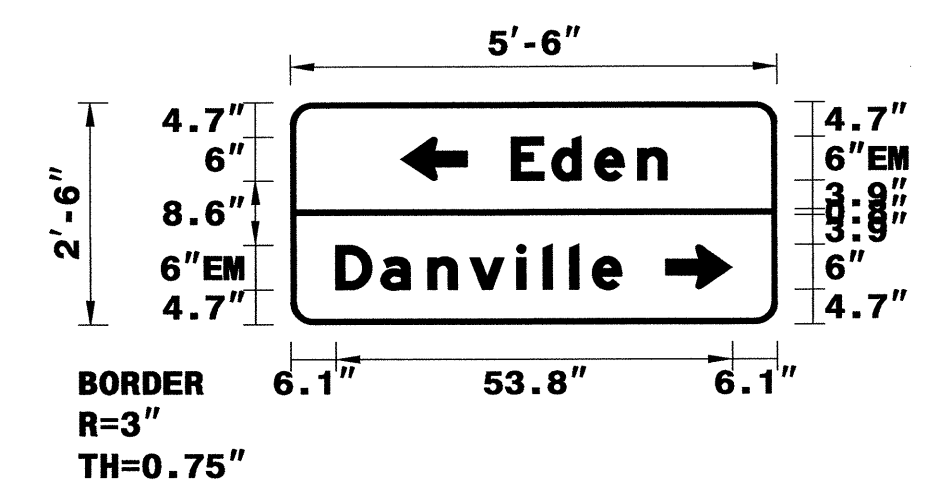
Spacing Factor is 1 unless specified otherwise

SIGN NUMBER: 302  
 TYPE: D  
 QUANTITY: 1  
 SIGN WIDTH: 5'-6"  
 HEIGHT: 2'-6"  
 TOTAL AREA: 13.8 Sq.Ft.  
 BORDER TYPE: FLUSH  
 RECESS: 0"  
 WIDTH: 0.75"  
 RADII: 3"  
 NO. Z BARS:  
 LENGTH:

BACKG COLOR: Green/Green  
 COPY COLOR: White

SYMBOL	X	Y	WID	HT
ARUP	14.9	19.3	6	9
ARUP	50.9	4.7	6	9

DESIGN BY: S Coleman  
 PROJECT ID: U-3326A/B  
 CHECKED BY: S Kunz  
 DIV: 7  
 DATE: Apr 27, 2011



USE NOTES: 1,2  
 1. Legend and border(except those that are colored black) shall be direct applied Grade C sheeting.  
 2. Background shall be Grade C reflective sheeting.

LETTER POSITIONS

Letter spacings are to start of next letter

Letter spacings are to start of next letter										Series/Size
										Text Length
29.9	5.5	5.8	5.8	4	14.9					EM 2000
										21.1
D a n v i l l e										EM 2000
6.1	6.1	6.4	5.7	6.4	3.6	3.6	3.1	4	21.1	38.8

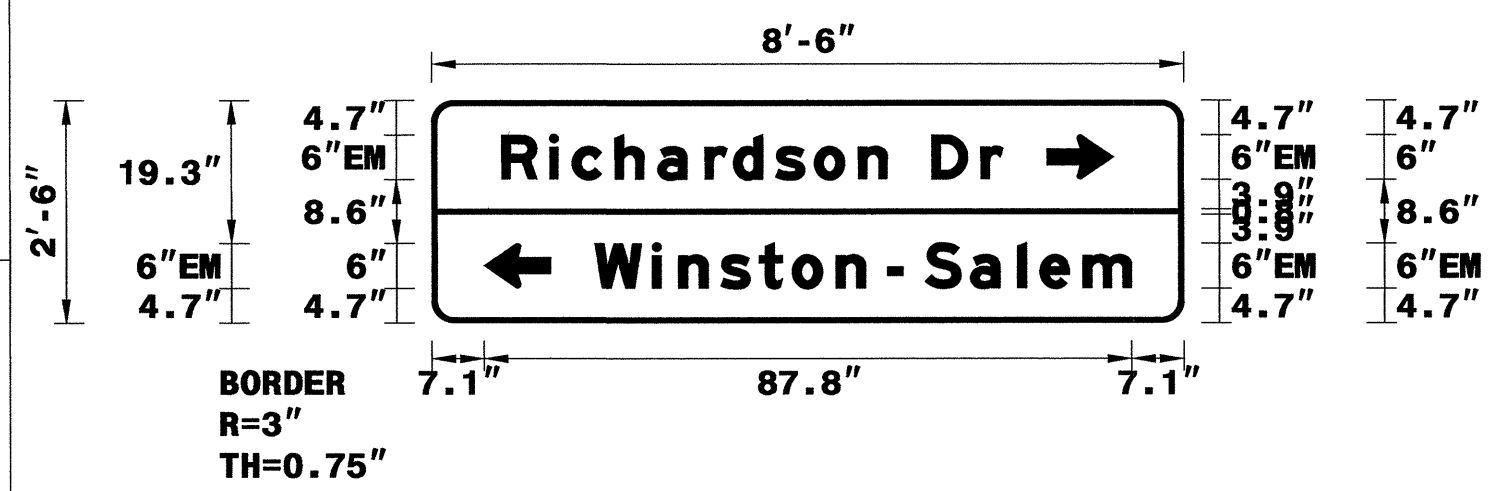
Spacing Factor is 1 unless specified otherwise

SIGN NUMBER: 303  
 TYPE: D  
 QUANTITY: 1  
 SIGN WIDTH: 8'-6"  
 HEIGHT: 2'-6"  
 TOTAL AREA: 21.3 Sq.Ft.  
 BORDER TYPE: FLUSH  
 RECESS: 0"  
 WIDTH: 0.75"  
 RADII: 3"  
 NO. Z BARS:  
 LENGTH:

BACKG COLOR: Green/Green  
 COPY COLOR: White

SYMBOL	X	Y	WID	HT
ARUP	82	19.3	6	9
ARUP	7.1	4.7	6	9

DESIGN BY: S Coleman  
 PROJECT ID: U-3326A/B  
 CHECKED BY: S Kunz  
 DIV: 7  
 DATE: May 03, 2011



USE NOTES: 1,2  
 1. Legend and border(except those that are colored black) shall be direct applied Grade C sheeting.  
 2. Background shall be Grade C reflective sheeting.

LETTER POSITIONS

Letter spacings are to start of next letter

Letter spacings are to start of next letter														Series/Size			
														Text Length			
11	6.5	3.1	5.8	5.8	6.4	3.9	5.7	5.3	5.9	4	6	6.7	3	24.5	EM 2000		
														68			
R i c h a r d s o n D r														EM 2000			
22.1	7.8	3.6	5.7	5.2	4.5	5.9	4	3	2.1	3	6.2	6.4	3.1	5.8	6.6	7.1	72.8

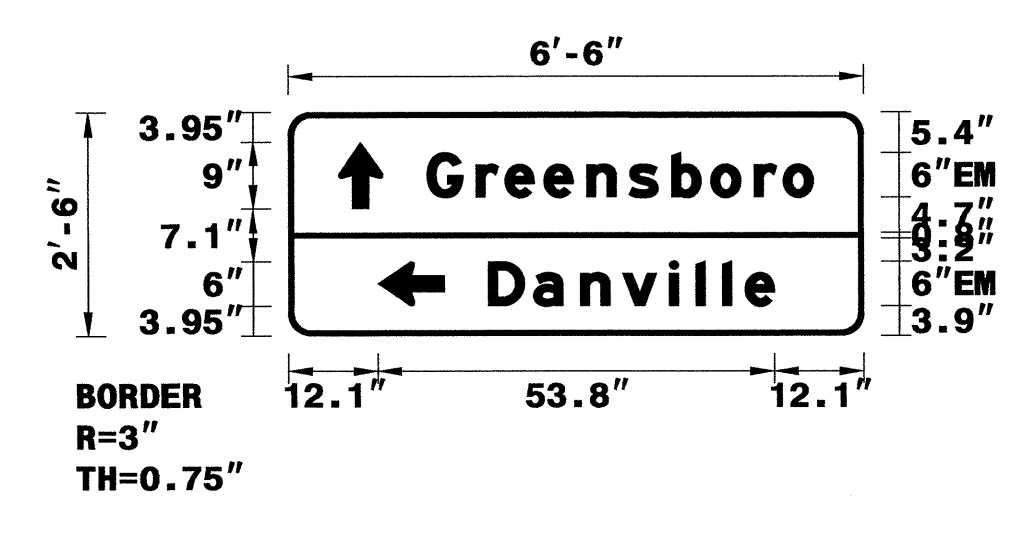
Spacing Factor is 1 unless specified otherwise

SIGN NUMBER: 304, 317  
 TYPE: D  
 QUANTITY: 2  
 SIGN WIDTH: 6'-6"  
 HEIGHT: 2'-6"  
 TOTAL AREA: 16.3 Sq.Ft.  
 BORDER TYPE: FLUSH  
 RECESS: 0"  
 WIDTH: 0.75"  
 RADII: 3"  
 NO. Z BARS:  
 LENGTH:

BACKG COLOR: Green/Green  
 COPY COLOR: White

SYMBOL	X	Y	WID	HT
ARUP	6.8	17.1	6	9
ARUP	12.1	3.9	6	9

DESIGN BY: S Coleman  
 PROJECT ID: U-3326A/B  
 CHECKED BY: S Kunz  
 DIV: 7  
 DATE: Apr 27, 2011



USE NOTES: 1,2  
 1. Legend and border(except those that are colored black) shall be direct applied Grade C sheeting.  
 2. Background shall be Grade C reflective sheeting.

LETTER POSITIONS

Letter spacings are to start of next letter

Letter spacings are to start of next letter										Series/Size		
										Text Length		
18.8	6.7	3.9	5.3	5.8	5.7	5.8	5.3	5.9	3.9	4.1	6.8	EM 2000
										52.4		
G r e e n s b o r o										EM 2000		
27.1	6.1	6.4	5.7	6.4	3.6	3.6	3.1	4	12.1	38.8		

Spacing Factor is 1 unless specified otherwise

26-AUG-2011 11:35 AM  
 S:\Projects\Traffic\Sign Design Sheets.dgn  
 S. Coleman



TIP NO. U-3326A/B SHEET NO. SIGN-4E

APPROVED: *[Signature]*

DATE: *[Signature]*

SEAL

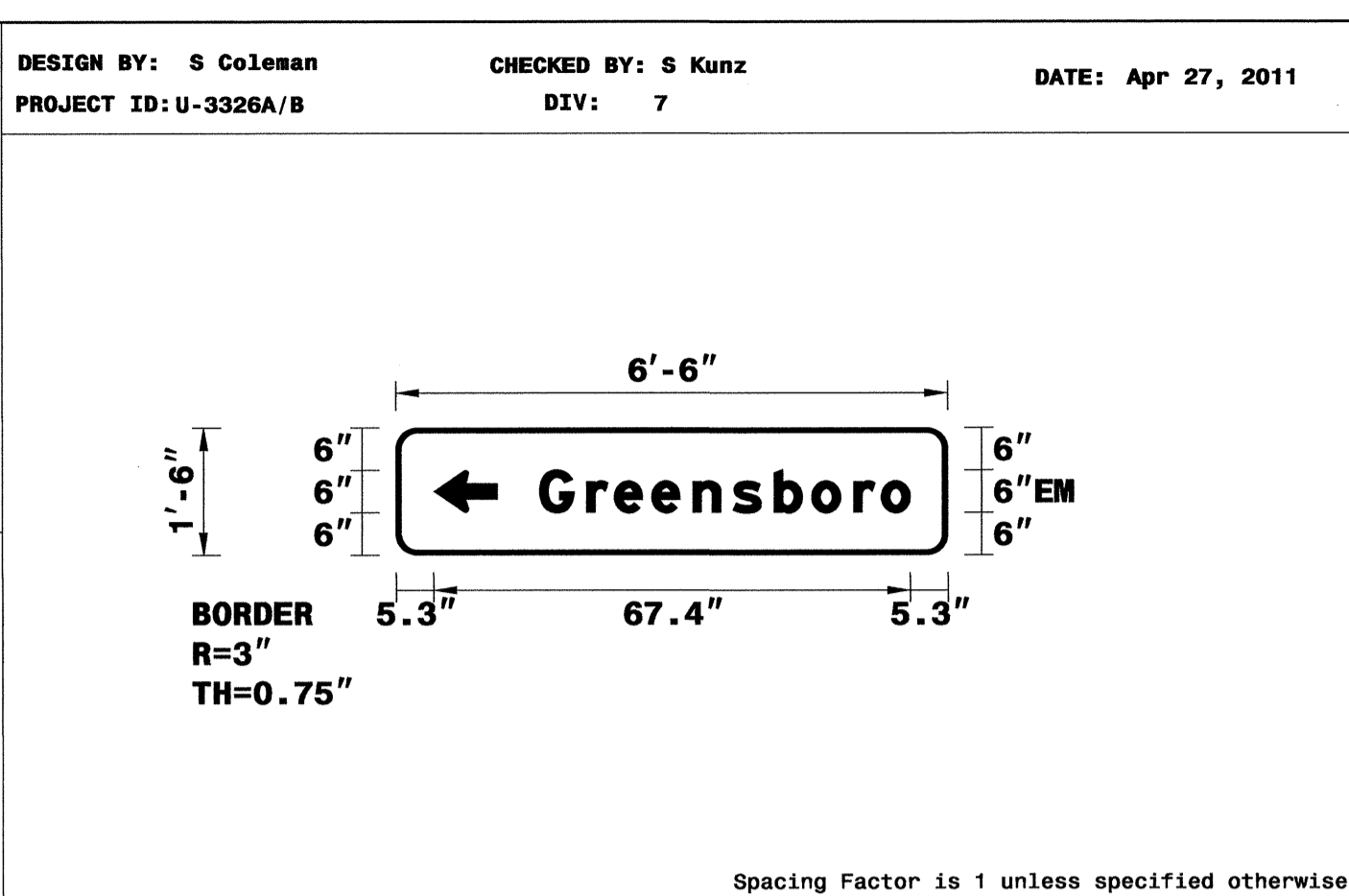
SIGN NUMBER: 305, 311, 318, 330, 332  
 TYPE: D  
 QUANTITY: 5  
 SIGN WIDTH: 6'-6"  
 HEIGHT: 1'-6"  
 TOTAL AREA: 9.8 Sq.Ft.  
 BORDER TYPE: FLUSH  
 RECESS: 0"  
 WIDTH: 0.75"  
 RADII: 3"  
 NO. Z BARS: LENGTH:

SYMBOL	X	Y	WID	HT
ARUP	5.3	6	6	9

MAT'L: 0.125" (3.2 mm) ALUMINUM

USE NOTES: 1,2

1. Legend and border(except those that are colored black) shall be direct applied Grade C sheeting.  
 2. Background shall be Grade C reflective sheeting.



LETTER POSITIONS

Letter spacings are to start of next letter

	G	r	e	e	n	s	b	o	r	o		Series/Size Text Length
	20.3	6.7	3.9	5.3	5.8	5.7	5.8	5.3	5.9	3.9	4.1	52.4

FILENAME: Sign Designs NORTH CAROLINA D.O.T. SIGN DETAIL

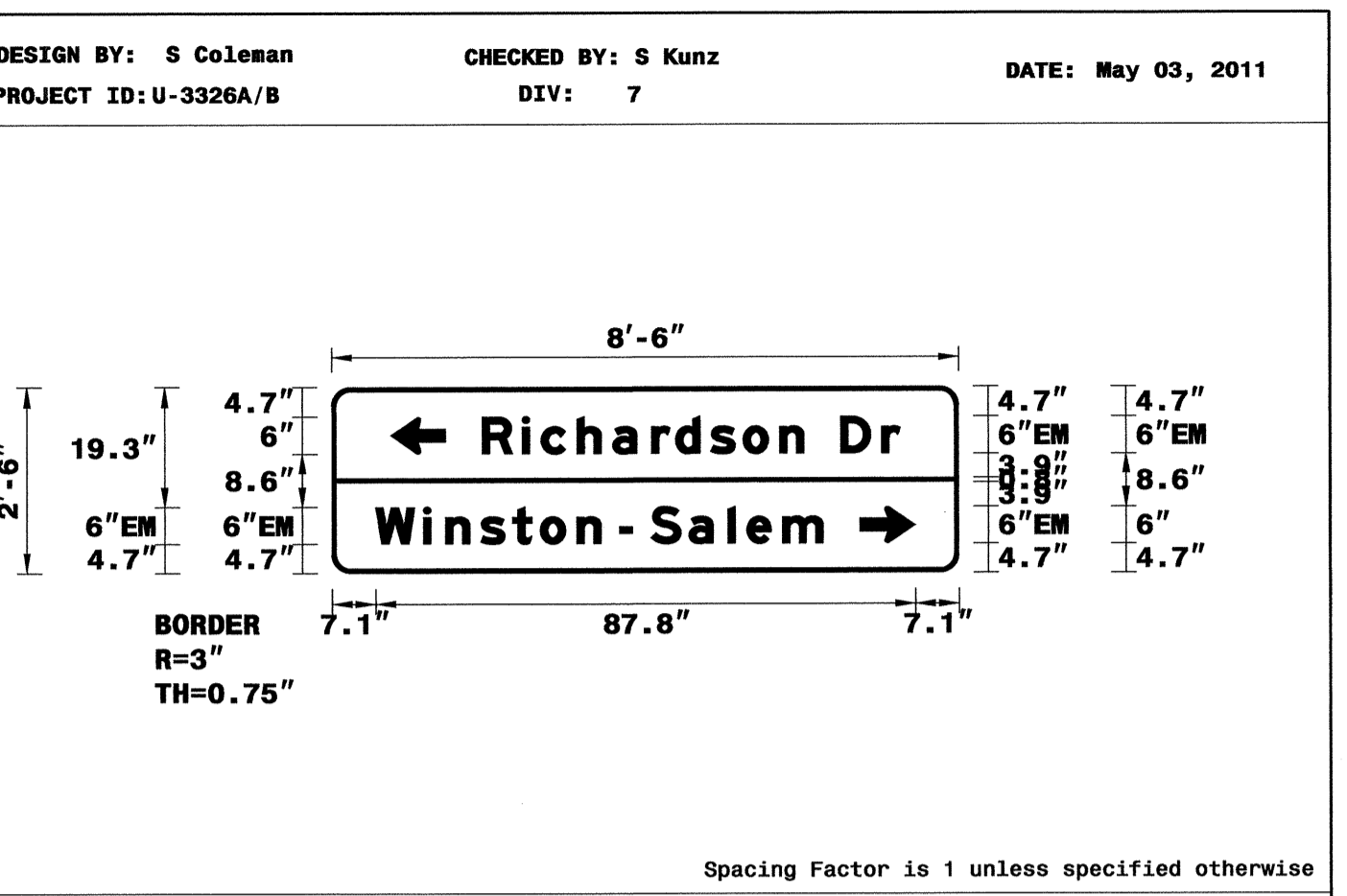
SIGN NUMBER: 306  
 TYPE: D  
 QUANTITY: 1  
 SIGN WIDTH: 8'-6"  
 HEIGHT: 2'-6"  
 TOTAL AREA: 21.3 Sq.Ft.  
 BORDER TYPE: FLUSH  
 RECESS: 0"  
 WIDTH: 0.75"  
 RADII: 3"  
 NO. Z BARS: LENGTH:

SYMBOL	X	Y	WID	HT
ARUP	11	19.3	6	9
ARUP	85.9	4.7	6	9

MAT'L: 0.125" (3.2 mm) ALUMINUM

USE NOTES: 1,2

1. Legend and border(except those that are colored black) shall be direct applied Grade C sheeting.  
 2. Background shall be Grade C reflective sheeting.



LETTER POSITIONS

Letter spacings are to start of next letter

	R	i	c	h	a	r	d	s	o	n	D	r		Series/Size Text Length			
26	6.5	3.1	5.8	5.8	6.4	3.9	5.7	5.3	5.9	4	6	6.7	3	9.5	68		
	W	i	n	s	t	o	n	-	S	a	l	e	m		Series/Size Text Length		
7.1	7.8	3.6	5.7	5.2	4.5	5.9	4	3	2.1	3	6.2	6.4	3.1	5.8	6.6	22.1	72.8

FILENAME: Sign Designs NORTH CAROLINA D.O.T. SIGN DETAIL

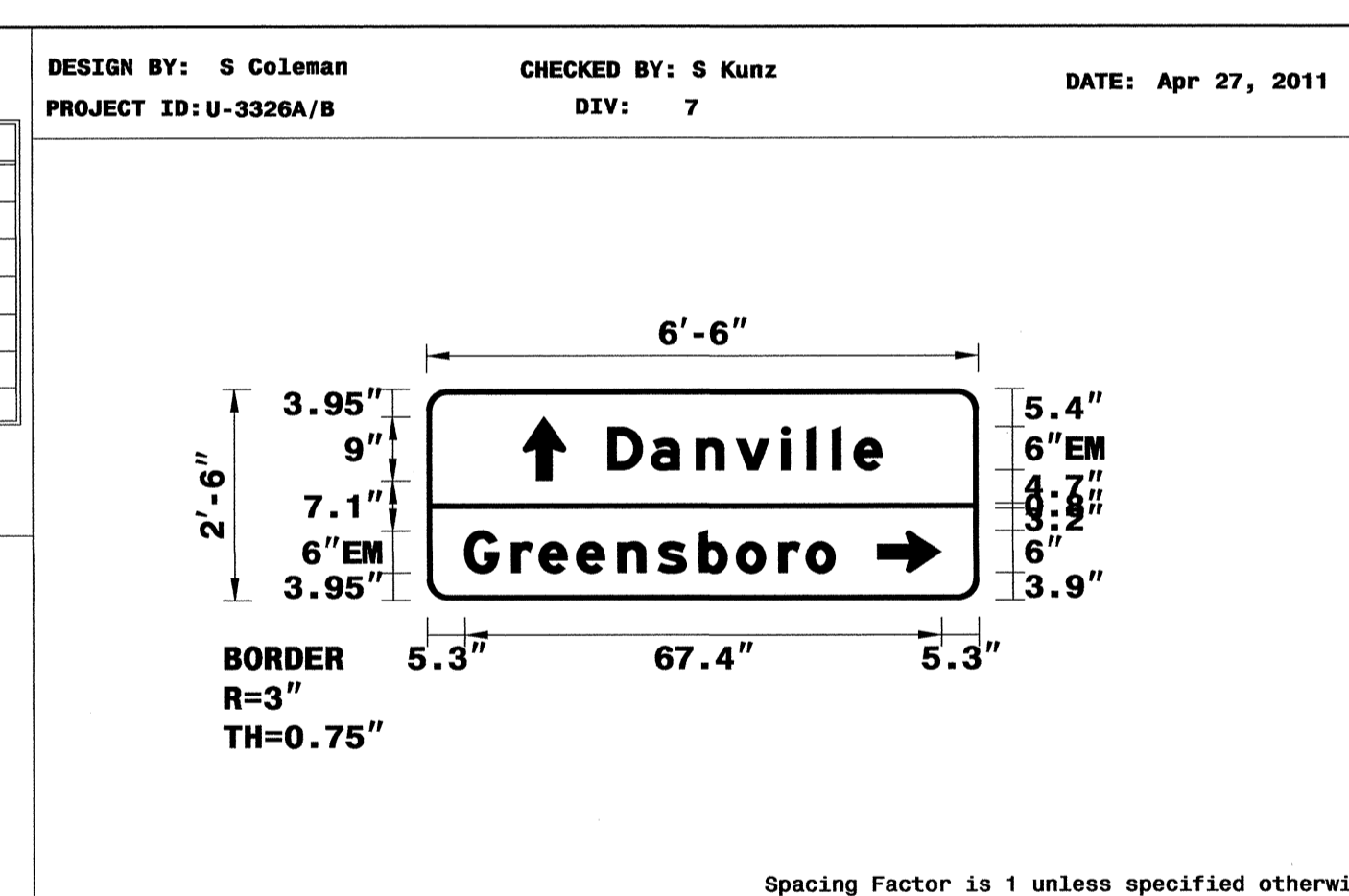
SIGN NUMBER: 307, 312, 319, 327, 333  
 TYPE: D  
 QUANTITY: 5  
 SIGN WIDTH: 6'-6"  
 HEIGHT: 2'-6"  
 TOTAL AREA: 16.3 Sq.Ft.  
 BORDER TYPE: FLUSH  
 RECESS: 0"  
 WIDTH: 0.75"  
 RADII: 3"  
 NO. Z BARS: LENGTH:

SYMBOL	X	Y	WID	HT
ARUP	13.6	17.1	6	9
ARUP	63.7	3.9	6	9

MAT'L: 0.125" (3.2 mm) ALUMINUM

USE NOTES: 1,2

1. Legend and border(except those that are colored black) shall be direct applied Grade C sheeting.  
 2. Background shall be Grade C reflective sheeting.



LETTER POSITIONS

Letter spacings are to start of next letter

	D	a	n	v	i	l	l	e				Series/Size Text Length
25.6	6.1	6.4	5.7	6.4	3.6	3.6	3.1	4	13.6			38.8
	G	r	e	e	n	s	b	o	r	o		Series/Size Text Length
5.3	6.7	3.9	5.3	5.8	5.7	5.8	5.3	5.9	3.9	4.1	20.3	52.4

FILENAME: Sign Designs NORTH CAROLINA D.O.T. SIGN DETAIL

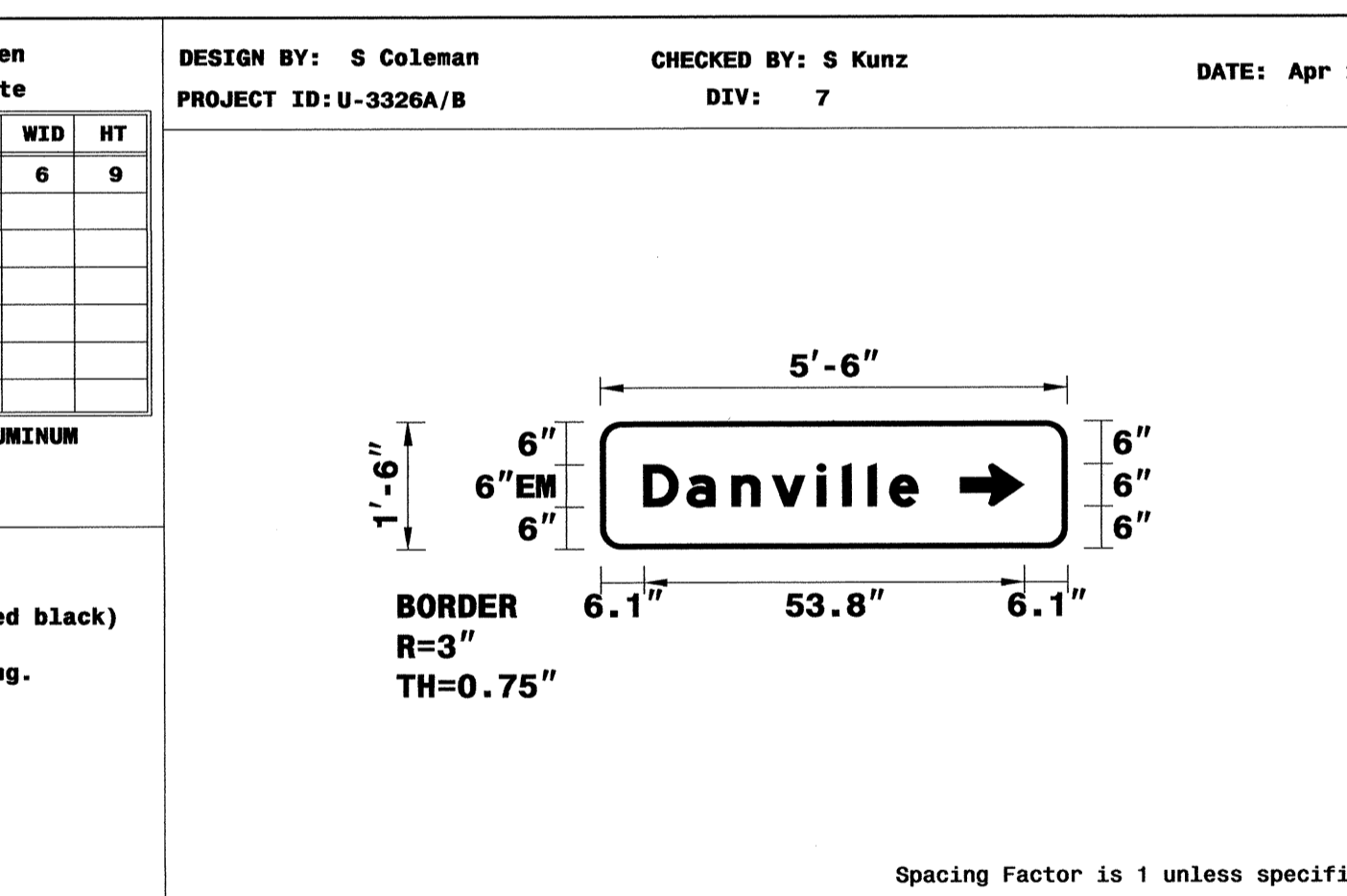
SIGN NUMBER: 308, 320  
 TYPE: D  
 QUANTITY: 2  
 SIGN WIDTH: 5'-6"  
 HEIGHT: 1'-6"  
 TOTAL AREA: 8.3 Sq.Ft.  
 BORDER TYPE: FLUSH  
 RECESS: 0"  
 WIDTH: 0.75"  
 RADII: 3"  
 NO. Z BARS: LENGTH:

SYMBOL	X	Y	WID	HT
ARUP	50.9	6	6	9

MAT'L: 0.125" (3.2 mm) ALUMINUM

USE NOTES: 1,2

1. Legend and border(except those that are colored black) shall be direct applied Grade C sheeting.  
 2. Background shall be Grade C reflective sheeting.



LETTER POSITIONS

Letter spacings are to start of next letter

	D	a	n	v	i	l	l	e				Series/Size Text Length
6.1	6.1	6.4	5.7	6.4	3.6	3.6	3.1	4	21.1			38.8

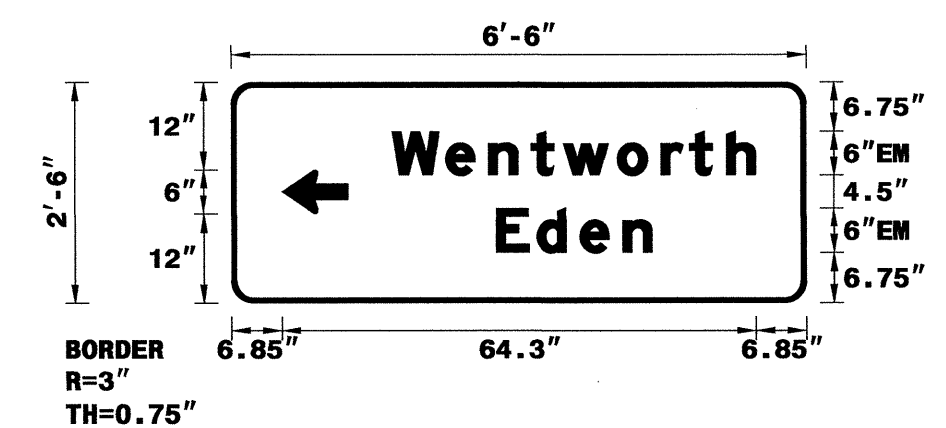
FILENAME: Sign Designs NORTH CAROLINA D.O.T. SIGN DETAIL

26-AUG-2011 11:36 AM C:\Users\sc01\Documents\Projects\U-3326A\Sign Designs\CADD\Sign Designs\Sign Design Sheets.dgn S.Coleman AT 1E277878

**D-SIGN  
DESIGNS**

SIGN NUMBER: 309, 314  
 TYPE: D  
 QUANTITY: 2  
 SIGN WIDTH: 6'-6"  
 HEIGHT: 2'-6"  
 TOTAL AREA: 16.3 Sq.Ft.  
 BORDER TYPE: FLUSH  
 RECESS: 0"  
 WIDTH: 0.75"  
 RADII: 3"  
 MAT'L: 0.125" (3.2 mm) ALUMINUM

DESIGN BY: S Coleman  
 PROJECT ID: U-3326A/B  
 CHECKED BY: S Kunz  
 DIV: 7  
 DATE: May 12, 2011



USE NOTES: 1,2  
 1. Legend and border (except those that are colored black) shall be direct applied Grade C sheeting.  
 2. Background shall be Grade C reflective sheeting.

LETTER POSITIONS

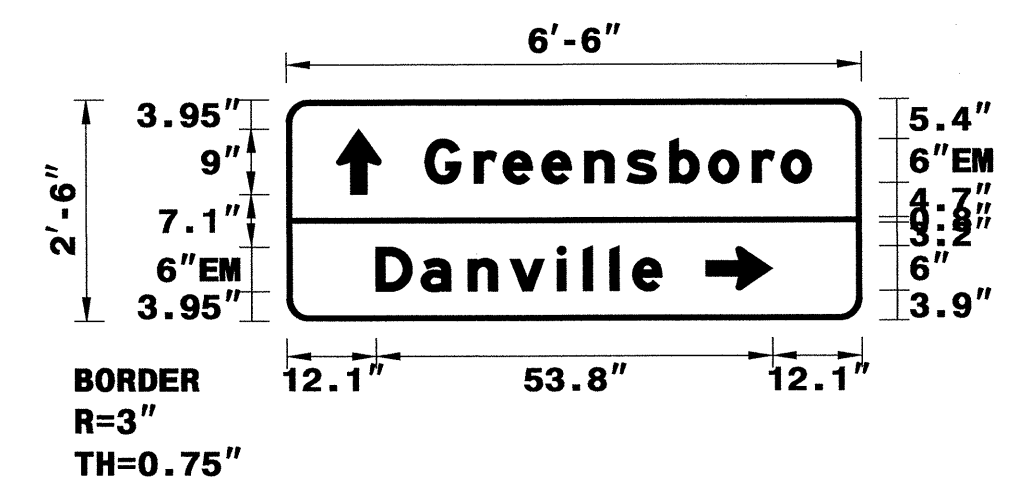
Letter spacings are to start of next letter

Series/Size	Text Length
EM 2000	49.3
EM 2000	21.1

FILENAME: Sign Designs NORTH CAROLINA D.O.T. SIGN DETAIL

SIGN NUMBER: 310, 329, 331  
 TYPE: D  
 QUANTITY: 3  
 SIGN WIDTH: 6'-6"  
 HEIGHT: 2'-6"  
 TOTAL AREA: 16.3 Sq.Ft.  
 BORDER TYPE: FLUSH  
 RECESS: 0"  
 WIDTH: 0.75"  
 RADII: 3"  
 MAT'L: 0.125" (3.2 mm) ALUMINUM

DESIGN BY: S Coleman  
 PROJECT ID: U-3326A/B  
 CHECKED BY: S Kunz  
 DIV: 7  
 DATE: Apr 28, 2011



USE NOTES: 1,2  
 1. Legend and border (except those that are colored black) shall be direct applied Grade C sheeting.  
 2. Background shall be Grade C reflective sheeting.

LETTER POSITIONS

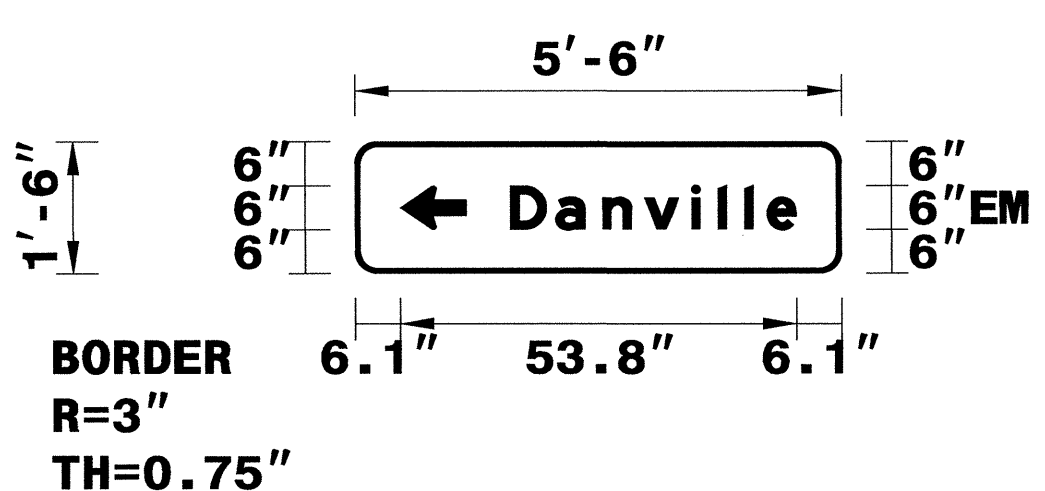
Letter spacings are to start of next letter

Series/Size	Text Length
EM 2000	52.4
EM 2000	38.8

FILENAME: Sign Designs NORTH CAROLINA D.O.T. SIGN DETAIL

SIGN NUMBER: 313, 328  
 TYPE: D  
 QUANTITY: 2  
 SIGN WIDTH: 5'-6"  
 HEIGHT: 1'-6"  
 TOTAL AREA: 8.3 Sq.Ft.  
 BORDER TYPE: FLUSH  
 RECESS: 0"  
 WIDTH: 0.75"  
 RADII: 3"  
 MAT'L: 0.125" (3.2 mm) ALUMINUM

DESIGN BY: S Coleman  
 PROJECT ID: U-3326A/B  
 CHECKED BY: S Kunz  
 DIV: 7  
 DATE: Jun 03, 2011



USE NOTES: 1,2  
 1. Legend and border (except those that are colored black) shall be direct applied Grade C sheeting.  
 2. Background shall be Grade C reflective sheeting.

LETTER POSITIONS

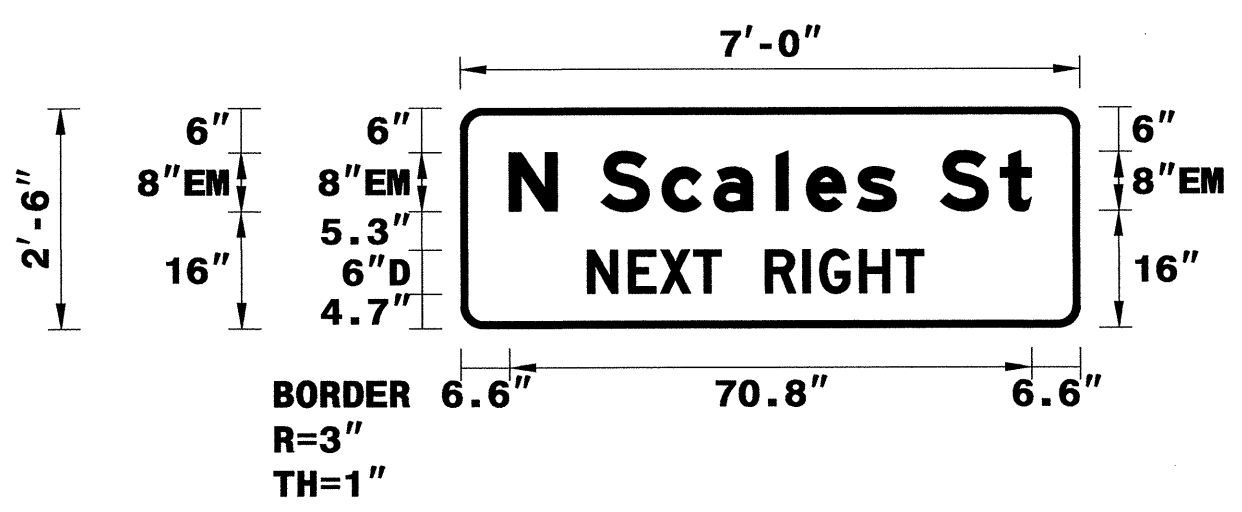
Letter spacings are to start of next letter

Series/Size	Text Length
EM 2000	38.8

FILENAME: Sign Designs NORTH CAROLINA D.O.T. SIGN DETAIL

SIGN NUMBER: 315, 321  
 TYPE: D  
 QUANTITY: 2  
 SIGN WIDTH: 7'-0"  
 HEIGHT: 2'-6"  
 TOTAL AREA: 17.5 Sq.Ft.  
 BORDER TYPE: FLUSH  
 RECESS: 0"  
 WIDTH: 1"  
 RADII: 3"  
 MAT'L: 0.125" (3.2 mm) ALUMINUM

DESIGN BY: S Coleman  
 PROJECT ID: U-3326A/B  
 CHECKED BY: S Kunz  
 DIV: 7  
 DATE: May 12, 2011



USE NOTES: 1,2  
 1. Legend and border (except those that are colored black) shall be direct applied Grade C sheeting.  
 2. Background shall be Grade C reflective sheeting.

LETTER POSITIONS

Letter spacings are to start of next letter


Series/Size	Text Length
EM 2000	70.8
D 2000	45.6

FILENAME: Sign Designs NORTH CAROLINA D.O.T. SIGN DETAIL

23-AUG-2011 6:48 AM C:\TIP\Projects\U-3326A\Traffic\Signing\CADD\Sign Designs\Sign Design Sheets.dgn S Coleman AT 12/27/10



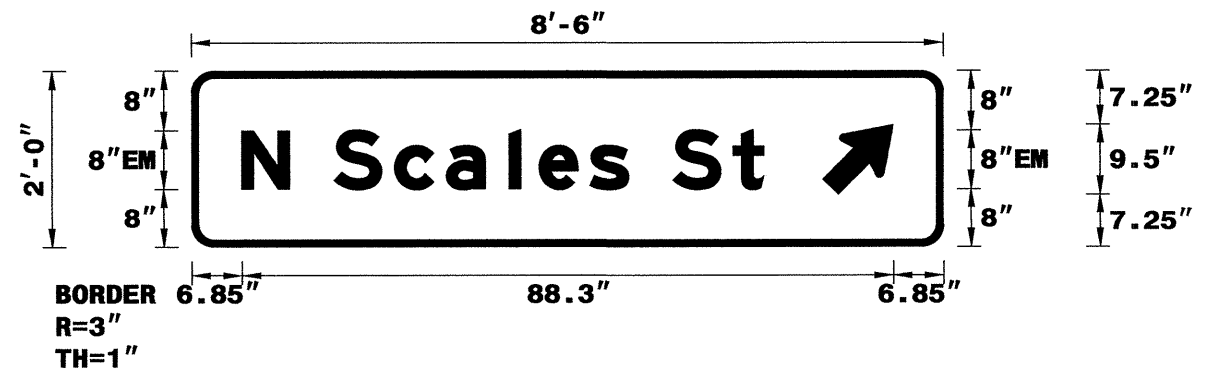
TIP NO. U-3326A/B	SHEET NO. SIGN-4G
APPROVED: <i>[Signature]</i>	
DATE: 8/29/11	
SEAL	



SIGN NUMBER: 316, 322  
 TYPE: D  
 QUANTITY: 2  
 SIGN WIDTH: 8'-6"  
 HEIGHT: 2'-0"  
 TOTAL AREA: 17.0 Sq.Ft.  
 BORDER TYPE: FLUSH  
 RECESS: 0"  
 WIDTH: 1"  
 RADII: 3"  
 NO. Z BARS: 1  
 LENGTH:

SYMBOL	X	Y	WID	HT
ARUP	83.6	7.2	8	12

DESIGN BY: S Coleman  
 PROJECT ID: U-3326A/B  
 CHECKED BY: S Kunz  
 DIV: 7  
 DATE: May 02, 2011



USE NOTES: 1,2  
 1. Legend and border(except those that are colored black) shall be direct applied Grade C sheeting.  
 2. Background shall be Grade C reflective sheeting.

LETTER POSITIONS

Letter spacings are to start of next letter

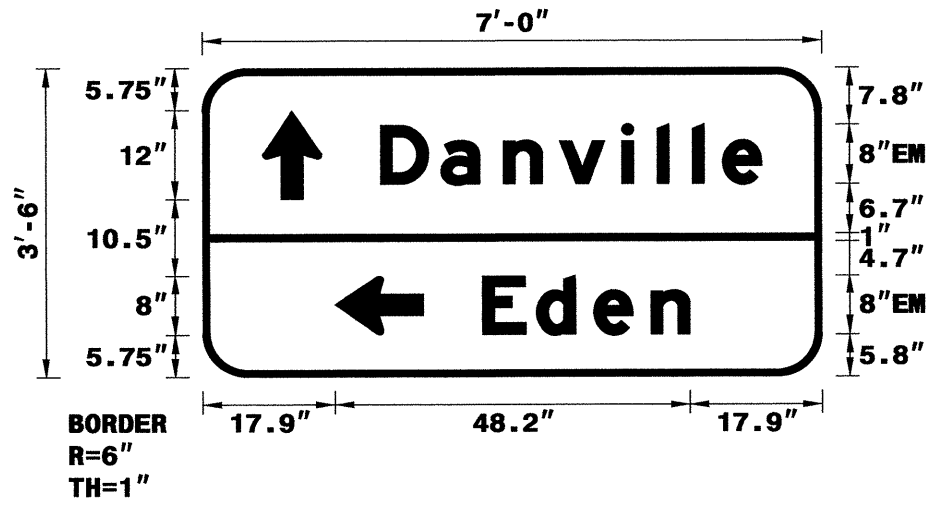
Series/Size	Text Length
EM 2000	70.8

FILENAME: Sign Designs  
 NORTH CAROLINA D.O.T. SIGN DETAIL

SIGN NUMBER: 323  
 TYPE: D  
 QUANTITY: 1  
 SIGN WIDTH: 7'-0"  
 HEIGHT: 3'-6"  
 TOTAL AREA: 24.5 Sq.Ft.  
 BORDER TYPE: FLUSH  
 RECESS: 0"  
 WIDTH: 1"  
 RADII: 6"  
 NO. Z BARS: 1  
 LENGTH:

SYMBOL	X	Y	WID	HT
ARUP	8.2	24.3	8	12
ARUP	17.9	5.8	8	12

DESIGN BY: S Coleman  
 PROJECT ID: U-3326A/B  
 CHECKED BY: S Kunz  
 DIV: 7  
 DATE: May 18, 2011



USE NOTES: 1,2  
 1. Legend and border(except those that are colored black) shall be direct applied Grade C sheeting.  
 2. Background shall be Grade C reflective sheeting.

LETTER POSITIONS

Letter spacings are to start of next letter

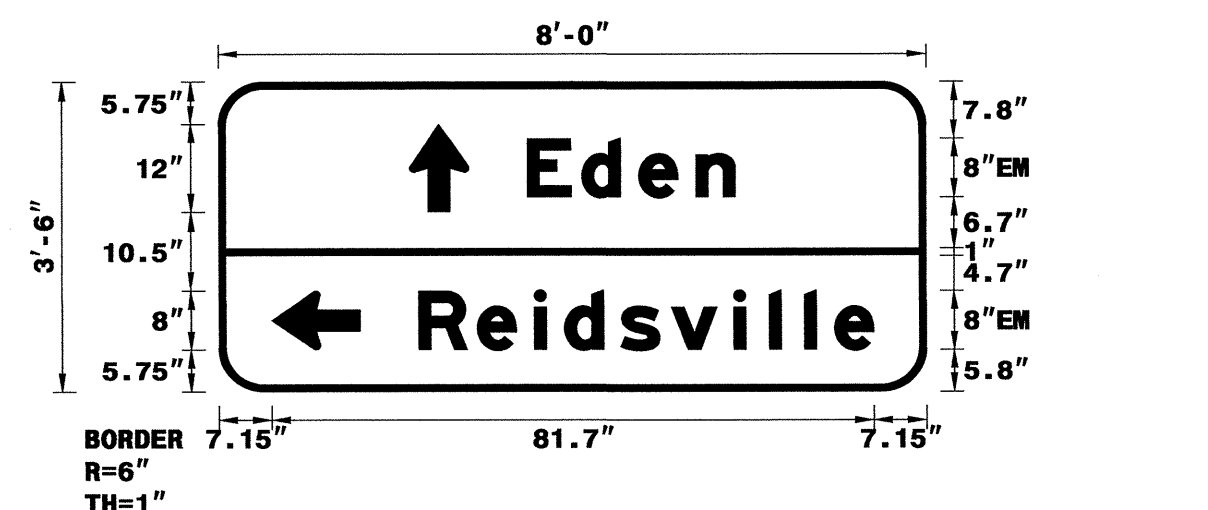
Series/Size	Text Length
EM 2000	51.7
EM 2000	28.2

FILENAME: Sign Designs  
 NORTH CAROLINA D.O.T. SIGN DETAIL

SIGN NUMBER: 324  
 TYPE: D  
 QUANTITY: 1  
 SIGN WIDTH: 8'-0"  
 HEIGHT: 3'-6"  
 TOTAL AREA: 28.0 Sq.Ft.  
 BORDER TYPE: FLUSH  
 RECESS: 0"  
 WIDTH: 1"  
 RADII: 6"  
 NO. Z BARS: 1  
 LENGTH:

SYMBOL	X	Y	WID	HT
ARUP	25.9	24.3	8	12
ARUP	7.2	5.8	8	12

DESIGN BY: S Coleman  
 PROJECT ID: U-3326A/B  
 CHECKED BY: S Kunz  
 DIV: 7  
 DATE: May 18, 2011



USE NOTES: 1,2  
 1. Legend and border(except those that are colored black) shall be direct applied Grade C sheeting.  
 2. Background shall be Grade C reflective sheeting.

LETTER POSITIONS

Letter spacings are to start of next letter

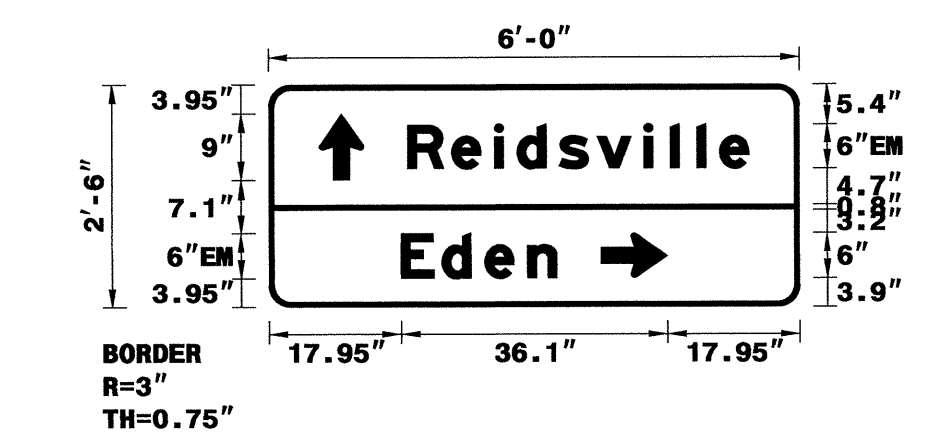
Series/Size	Text Length
EM 2000	28.2
EM 2000	61.7

FILENAME: Sign Designs  
 NORTH CAROLINA D.O.T. SIGN DETAIL

SIGN NUMBER: 325  
 TYPE: D  
 QUANTITY: 1  
 SIGN WIDTH: 6'-0"  
 HEIGHT: 2'-6"  
 TOTAL AREA: 15.0 Sq.Ft.  
 BORDER TYPE: FLUSH  
 RECESS: 0"  
 WIDTH: 0.75"  
 RADII: 3"  
 NO. Z BARS: 1  
 LENGTH:

SYMBOL	X	Y	WID	HT
ARUP	6.9	17.1	6	9
ARUP	45.1	3.9	6	9

DESIGN BY: S Coleman  
 PROJECT ID: U-3326A/B  
 CHECKED BY: S Kunz  
 DIV: 7  
 DATE: May 17, 2011



USE NOTES: 1,2  
 1. Legend and border(except those that are colored black) shall be direct applied Grade C sheeting.  
 2. Background shall be Grade C reflective sheeting.

LETTER POSITIONS

Letter spacings are to start of next letter

Series/Size	Text Length
EM 2000	46.3
EM 2000	21.1


FILENAME: Sign Designs  
 NORTH CAROLINA D.O.T. SIGN DETAIL

26-AUG-2011 11:37  
 S.Coleman  
 C:\Users\S.Coleman\AppData\Local\Temp\Sign Design Sheets.dgn

**D-SIGN  
 DESIGNS**



TIP NO. U-3326A/B	SHEET NO. SIGN-4H
APPROVED: <i>[Signature]</i>	
DATE: 8/24/11	
SEAL	



SIGN NUMBER: 326      BACKG COLOR: Green/Green  
 TYPE: D      COPY COLOR: White

DESIGN BY: S Coleman      CHECKED BY: S Kunz      DATE: May 03, 2011  
 PROJECT ID: U-3326A/B      DIV: 7

SYMBOL	X	Y	WID	HT
ARUP	76.8	27.3	8	12
ARUP	12.2	6.8	8	12

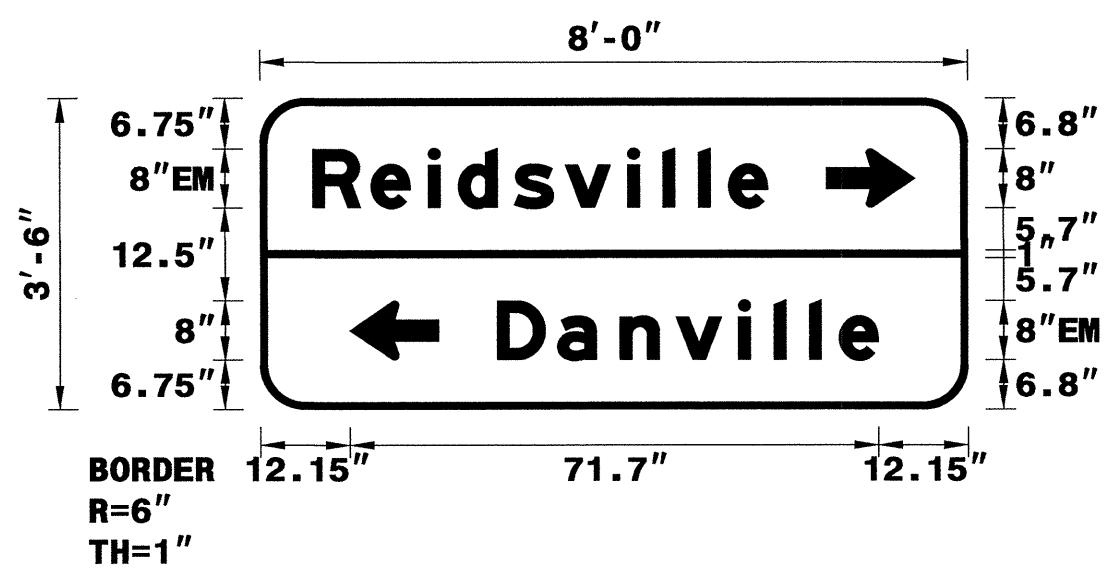
QUANTITY: 1  
 SIGN WIDTH: 8'-0"  
 HEIGHT: 3'-6"  
 TOTAL AREA: 28.0 Sq.Ft.

BORDER TYPE: FLUSH  
 RECESS: 0"  
 WIDTH: 1"  
 RADII: 6"

NO. Z BARS:      MAT'L: 0.125" (3.2 mm) ALUMINUM  
 LENGTH:

USE NOTES: 1,2

- Legend and border(except those that are colored black) shall be direct applied Grade C sheeting.
- Background shall be Grade C reflective sheeting.



BORDER R=6" TH=1"

Spacing Factor is 1 unless specified otherwise

LETTER POSITIONS

Letter spacings are to start of next letter

Letter spacings are to start of next letter													Series/Size Text Length
R	e	i	d	s	v	i	l	l	e				EN 2000
7.2	7.9	7.8	4.1	7.6	6.9	8.5	4.8	4.8	4.1	5.3	27.2		61.7
D	a	n	v	i	l	l	e						EN 2000
32.2	8.2	8.5	7.6	8.5	4.8	4.8	4.1	5.3	12.2				51.7

FILENAME: Sign Designs      NORTH CAROLINA D.O.T. SIGN DETAIL

SIGN NUMBER: 201, 202, 203      BACKG COLOR: Green  
 204, 205, 206      COPY COLOR: White

DESIGN BY: S Coleman      CHECKED BY: S Kunz      DATE: Apr 13, 2011  
 PROJECT ID: U-3326A/B      DIV: 7

SYMBOL	X	Y	WID	HT
ARMED	18.5	7.5	18.8	29.5

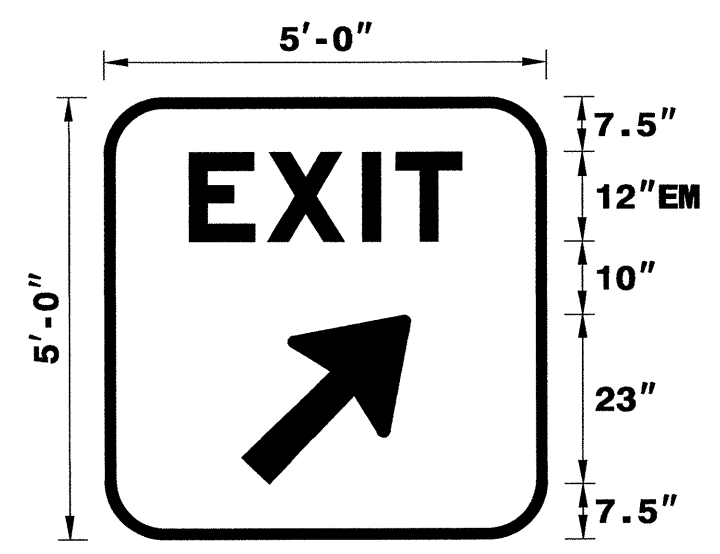
QUANTITY: 6  
 SIGN WIDTH: 5'-0"  
 HEIGHT: 5'-0"  
 TOTAL AREA: 25.0 Sq.Ft.

BORDER TYPE: FLUSH  
 RECESS: 0"  
 WIDTH: 1.5"  
 RADII: 8"

NO. Z BARS: 2      MAT'L: 0.125" (3.2 mm) ALUMINUM  
 LENGTH: 52.0

USE NOTES:

- Legend and border(except those that are colored black) shall be direct applied Grade C sheeting.
- Background shall be Grade C reflective sheeting.



BORDER R=8" TH=1.5"

Spacing Factor is 1 unless specified otherwise

LETTER POSITIONS

Letter spacings are to start of next letter


Letter spacings are to start of next letter						Series/Size Text Length
E	X	I	T			EN 2000
11.5	10.6	13	4.6	8.9	11.5	37

FILENAME: Sign Designs      NORTH CAROLINA D.O.T. SIGN DETAIL

**D-SIGN and EXIT GORE  
 DESIGNS**

23-AUG-2011 16:49  
 S:\TIP\Projects\U3326\Traffic\Signing\CADD\Sign Designs\Sign Design Sheets.dgn  
 AT 1E247878  
 S.Coleman

TIP NO. U-3326A/B	SHEET NO. SIGN-41
APPROVED: <i>[Signature]</i>	
DATE: 8/29/11	
SEAL	



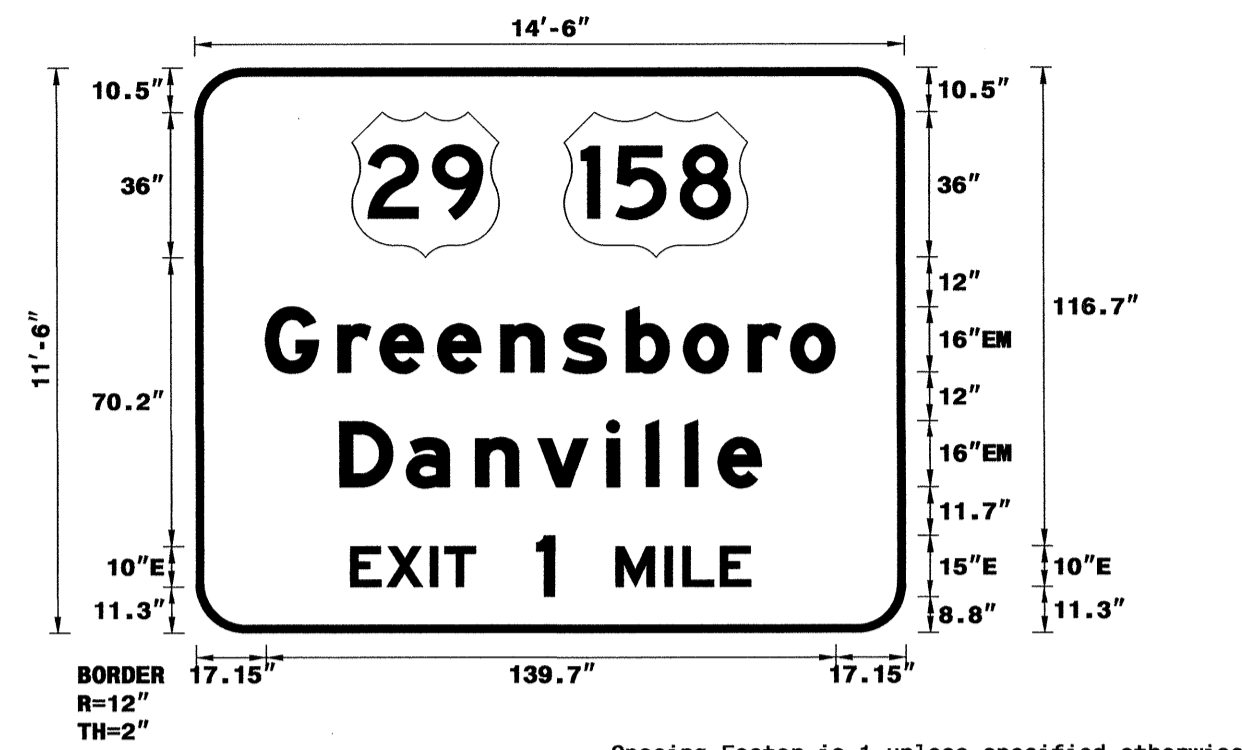
SIGN NUMBER: 901  
TYPE: A  
QUANTITY: 1  
SIGN WIDTH: 14'-6"  
HEIGHT: 11'-6"  
TOTAL AREA: 166.8 Sq.Ft.  
BORDER TYPE: FLUSH  
RECESS: 0"  
WIDTH: 2"  
RADIUS: 12"  
NO. Z BARS: 3  
LENGTH: 166.0

BACKG COLOR: Green  
COPY COLOR: White

SYMBOL	X	Y	WID	HT
M1_4	38.5	91.5	36	36
M1_4	90.5	91.5	45	36

MAT'L: 0.125" (3.2 mm) ALUMINUM

DESIGN BY: S Coleman  
PROJECT ID: U-3326A/B  
CHECKED BY: S Kunz  
DIV: 7  
DATE: May 19, 2011



- USE NOTES: 1,2,3
- Legend and border(except those that are colored black) shall be direct applied Grade C sheeting.
  - Background shall be Grade C reflective sheeting.
  - Shields shall be on 0.032" (0.8mm) aluminum and demountable.

LETTER POSITIONS

Letter spacings are to start of next letter													Series/Size Text Length
G	r	e	e	n	s	b	o	r	o				EM 2000
17.2	17.8	10.4	14.1	15.5	15.2	15.5	14.1	15.8	10.4	10.9	17.2		139.7
D	a	n	v	i	l	l	e						EM 2000
35.3	16.3	17	15.2	17	9.6	9.6	8.2	10.6	35.3				103.4
E	X	I	T					M	I	L	E		E 2000
37.9	8.9	10.7	3.5	7.5	15	4.5	15	12	4.4	9.2	7.5	37.9	98.2

FILENAME: Sign Designs

NORTH CAROLINA D.O.T. SIGN DETAIL

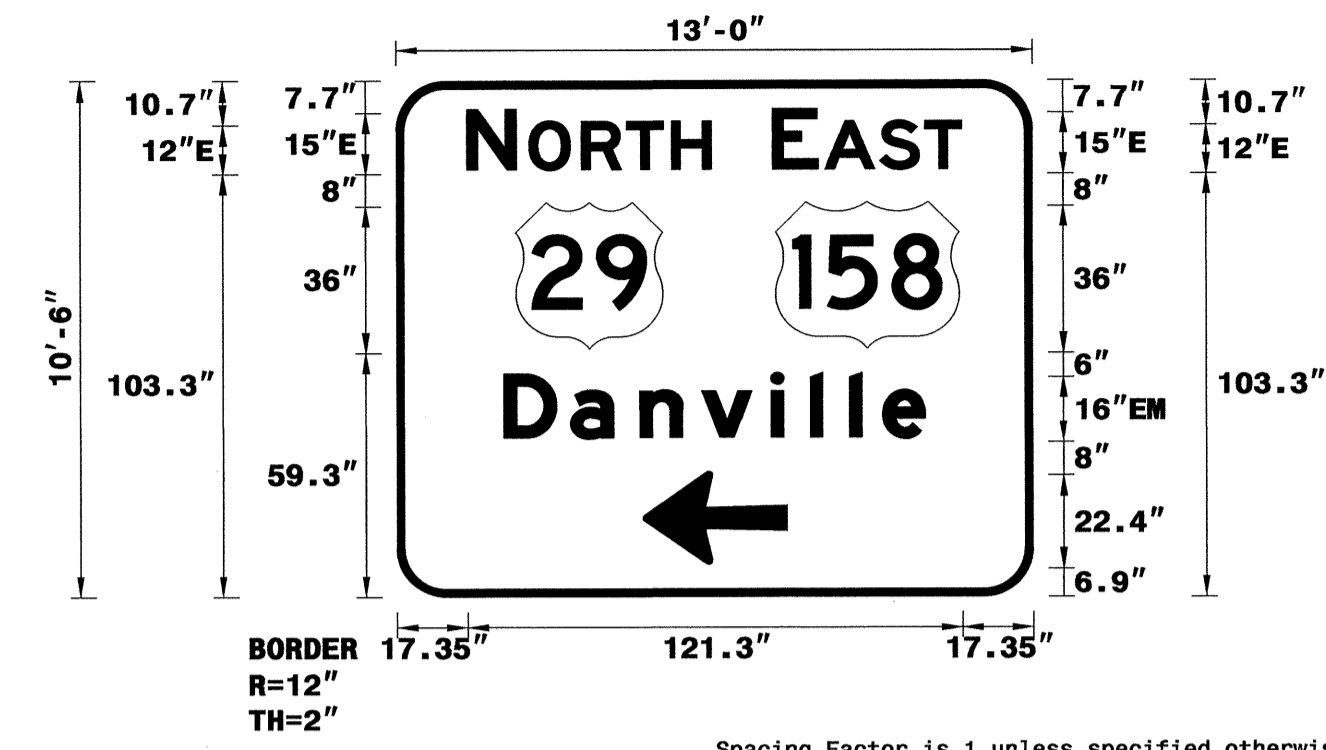
SIGN NUMBER: 902  
TYPE: A  
QUANTITY: 1  
SIGN WIDTH: 13'-0"  
HEIGHT: 10'-6"  
TOTAL AREA: 136.5 Sq.Ft.  
BORDER TYPE: FLUSH  
RECESS: 0"  
WIDTH: 2"  
RADIUS: 12"  
NO. Z BARS: 3  
LENGTH: 148.0

BACKG COLOR: Green  
COPY COLOR: White

SYMBOL	X	Y	WID	HT
M1_4	29.3	60.3	36	36
M1_4	93	60.3	45	36
ARMED	60.3	7.9	22.4	35.3

MAT'L: 0.125" (3.2 mm) ALUMINUM

DESIGN BY: S Coleman  
PROJECT ID: U-3326A/B  
CHECKED BY: S Kunz  
DIV: 7  
DATE: May 20, 2011



- USE NOTES: 1,2,3
- Legend and border(except those that are colored black) shall be direct applied Grade C sheeting.
  - Background shall be Grade C reflective sheeting.
  - Shields shall be on 0.032" (0.8mm) aluminum and demountable.

LETTER POSITIONS

Letter spacings are to start of next letter													Series/Size Text Length
N	O	R	T	H									E 2000
17.3	12.2	3.1	12.8	11	11	9.7	78.7						59.9
E	A	S	T										E 2000
92.3	11.3	1.5	13.6	11	9	17.3							46.4
D	a	n	v	i	l	l	e						EM 2000
26.3	16.3	17	15.2	17	9.6	9.6	8.2	10.6	26.3				103.4

FILENAME: Sign Designs

NORTH CAROLINA D.O.T. SIGN DETAIL

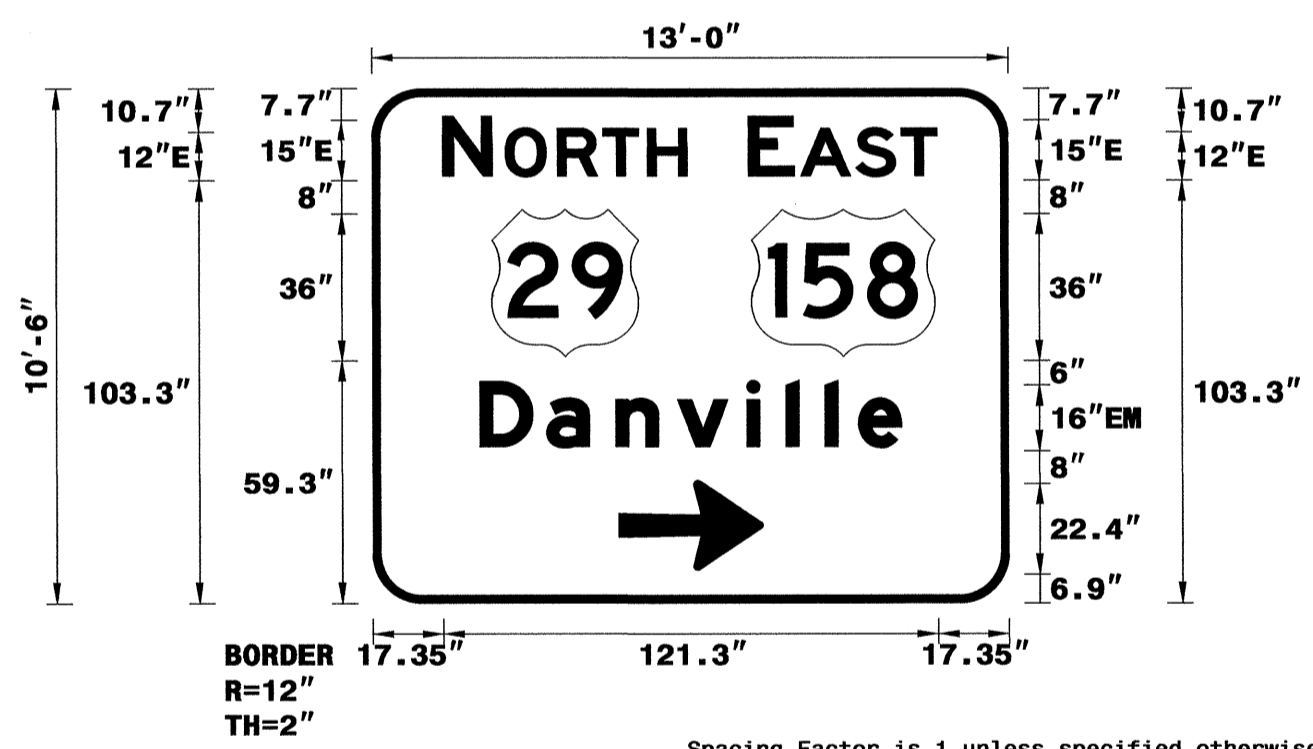
SIGN NUMBER: 903  
TYPE: A  
QUANTITY: 1  
SIGN WIDTH: 13'-0"  
HEIGHT: 10'-6"  
TOTAL AREA: 136.5 Sq.Ft.  
BORDER TYPE: FLUSH  
RECESS: 0"  
WIDTH: 2"  
RADIUS: 12"  
NO. Z BARS: 3  
LENGTH: 148.0

BACKG COLOR: Green  
COPY COLOR: White

SYMBOL	X	Y	WID	HT
M1_4	29.3	60.3	36	36
M1_4	93	60.3	45	36
ARMED	60.3	7.9	22.4	35.3

MAT'L: 0.125" (3.2 mm) ALUMINUM

DESIGN BY: S Coleman  
PROJECT ID: U-3326A/B  
CHECKED BY: S Kunz  
DIV: 7  
DATE: May 20, 2011



- USE NOTES: 1,2,3
- Legend and border(except those that are colored black) shall be direct applied Grade C sheeting.
  - Background shall be Grade C reflective sheeting.
  - Shields shall be on 0.032" (0.8mm) aluminum and demountable.

LETTER POSITIONS

Letter spacings are to start of next letter													Series/Size Text Length
N	O	R	T	H									E 2000
17.3	12.2	3.1	12.8	11	11	9.7	78.7						59.9
E	A	S	T										E 2000
92.3	11.3	1.5	13.6	11	9	17.3							46.4
D	a	n	v	i	l	l	e						EM 2000
26.3	16.3	17	15.2	17	9.6	9.6	8.2	10.6	26.3				103.4

FILENAME: Sign Designs

NORTH CAROLINA D.O.T. SIGN DETAIL

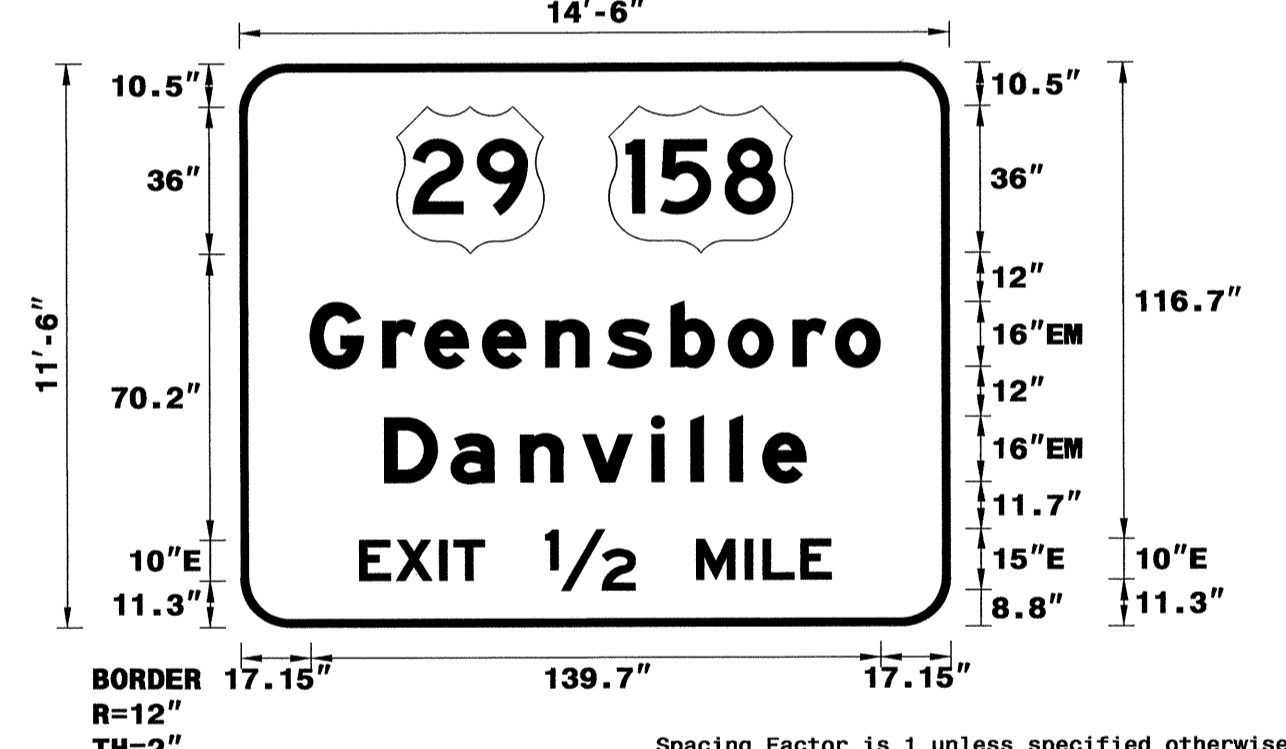
SIGN NUMBER: 904  
TYPE: A  
QUANTITY: 1  
SIGN WIDTH: 14'-6"  
HEIGHT: 11'-6"  
TOTAL AREA: 166.8 Sq.Ft.  
BORDER TYPE: FLUSH  
RECESS: 0"  
WIDTH: 2"  
RADIUS: 12"  
NO. Z BARS: 3  
LENGTH: 166.0

BACKG COLOR: Green  
COPY COLOR: White

SYMBOL	X	Y	WID	HT
M1_4	38.5	91.5	36	36
M1_4	90.5	91.5	45	36

MAT'L: 0.125" (3.2 mm) ALUMINUM

DESIGN BY: S Coleman  
PROJECT ID: U-3326A/B  
CHECKED BY: S Kunz  
DIV: 7  
DATE: May 19, 2011



- USE NOTES: 1,2,3
- Legend and border(except those that are colored black) shall be direct applied Grade C sheeting.
  - Background shall be Grade C reflective sheeting.
  - Shields shall be on 0.032" (0.8mm) aluminum and demountable.

LETTER POSITIONS

Letter spacings are to start of next letter													Series/Size Text Length
G	r	e	e	n	s	b	o	r	o				EM 2000
17.2	17.8	10.4	14.1	15.5	15.2	15.5	14.1	15.8	10.4	10.9	17.2		139.7
D	a	n	v	i	l	l	e						EM 2000
35.3	16.3	17	15.2	17	9.6	9.6	8.2	10.6	35.3				103.4
E	X	I	T					M	I	L	E		E 2000
29.2	8.9	10.7	3.5	7.5	15	22	15	12	4.4	9.2	7.5	29.2	115.7

FILENAME: Sign Designs

NORTH CAROLINA D.O.T. SIGN DETAIL

**GROUND MOUNTED  
SIGN DESIGNS**

23-AUG-2011 16:43  
 S:\Projects\2011\U-3326A\Traffic\Sign\Design\Sign Design Sheets.dgn  
 S:\Projects\2011\U-3326A\Traffic\Sign\Design\Sign Design Sheets.dgn  
 S:\Projects\2011\U-3326A\Traffic\Sign\Design\Sign Design Sheets.dgn



SIGN NUMBER: 9058  
 TYPE: A  
 QUANTITY: 1  
 SIGN WIDTH: 13'-6"  
 HEIGHT: 13'-6"  
 TOTAL AREA: 182.3 Sq.Ft.  
 BORDER TYPE: FLUSH  
 RECESS: 0"  
 WIDTH: 2"  
 RADII: 12"  
 NO. Z BARS: 4  
 LENGTH: 154.0

BACKG COLOR: Green  
 COPY COLOR: White

SYMBOL	X	Y	WID	HT
M1_4	33.4	92.8	45	36
M1-5-2-36-15C	94.4	92.8	36	36

MAT'L: 0.125" (3.2 mm) ALUMINUM

USE NOTES: 1,2,3

- Legend and border(except those that are colored black) shall be direct applied Grade C sheeting.
- Background shall be Grade C reflective sheeting.
- Shields shall be on 0.032" (0.8mm) aluminum and demountable.

DESIGN BY: S Coleman  
 CHECKED BY: S Kunz  
 PROJECT ID: U-3326A/B  
 DIV: 7  
 DATE: May 19, 2011

Spacing Factor is 1 unless specified otherwise

LETTER POSITIONS

Letter spacings are to start of next letter

W	E	S	T	Series/Size								
31.6	15.9	2.2	10.7	11	9	81.7	E 2000					
48.8							48.8					
19.3	15.8	15.5	8.2	15.2	13.8	17	9.6	9.6	8.2	10.6	19.3	EM 2000
123.4												123.4
13.6	17.4	17	11.8	9.6	9.6	15.5	15.4	12	15.8	10.6	13.6	EM 2000
134.7												134.7
46	22	15	12	4.4	9.2	7.5	46	E 2000				
70.1												70.1

FILENAME: Sign Designs NORTH CAROLINA D.O.T. SIGN DETAIL

SIGN NUMBER: 9068  
 TYPE: A  
 QUANTITY: 1  
 SIGN WIDTH: 13'-6"  
 HEIGHT: 12'-6"  
 TOTAL AREA: 168.8 Sq.Ft.  
 BORDER TYPE: FLUSH  
 RECESS: 0"  
 WIDTH: 2"  
 RADII: 12"  
 NO. Z BARS: 4  
 LENGTH: 154.0

BACKG COLOR: Green  
 COPY COLOR: White

SYMBOL	X	Y	WID	HT
M1_4	33.4	86.9	45	36
M1-5-2-36-15C	94.4	86.9	36	36

MAT'L: 0.125" (3.2 mm) ALUMINUM

USE NOTES: 1,2,3

- Legend and border(except those that are colored black) shall be direct applied Grade C sheeting.
- Background shall be Grade C reflective sheeting.
- Shields shall be on 0.032" (0.8mm) aluminum and demountable.

DESIGN BY: S Coleman  
 CHECKED BY: S Kunz  
 PROJECT ID: U-3326A/B  
 DIV: 7  
 DATE: May 20, 2011

Spacing Factor is 1 unless specified otherwise

LETTER POSITIONS

Letter spacings are to start of next letter

W	E	S	T	Series/Size								
31.6	15.9	2.2	10.7	11	9	81.7	E 2000					
48.8							48.8					
19.3	15.8	15.5	8.2	15.2	13.8	17	9.6	9.6	8.2	10.6	19.3	EM 2000
123.4												123.4
13.6	17.4	17	11.8	9.6	9.6	15.5	15.4	12	15.8	10.6	13.6	EM 2000
134.7												134.7
46	22	15	12	4.4	9.2	7.5	46	E 2000				
70.1												70.1

FILENAME: Sign Designs NORTH CAROLINA D.O.T. SIGN DETAIL

SIGN NUMBER: 9078  
 TYPE: A  
 QUANTITY: 1  
 SIGN WIDTH: 14'-0"  
 HEIGHT: 13'-0"  
 TOTAL AREA: 182.0 Sq.Ft.  
 BORDER TYPE: FLUSH  
 RECESS: 0"  
 WIDTH: 2"  
 RADII: 12"  
 NO. Z BARS: 4  
 LENGTH: 160.0

BACKG COLOR: Green  
 COPY COLOR: White

SYMBOL	X	Y	WID	HT
M1_4	36.4	93.2	45	36
M1-5-2-36-15C	97.4	93.2	36	36
ARMED	70.3	6.8	22.4	35.3

MAT'L: 0.125" (3.2 mm) ALUMINUM

USE NOTES:

- Legend and border(except those that are colored black) shall be direct applied Grade C sheeting.
- Background shall be Grade C reflective sheeting.
- Shields shall be on 0.032" (0.8mm) aluminum and demountable.

DESIGN BY: S Coleman  
 CHECKED BY: S Kunz  
 PROJECT ID: U-3326A/B  
 DIV: 7  
 DATE: May 20, 2011

Spacing Factor is 1 unless specified otherwise

LETTER POSITIONS

Letter spacings are to start of next letter

W	E	S	T	Series/Size								
34.6	15.9	2.2	10.7	11	9	84.7	E 2000					
48.8							48.8					
22.3	15.8	15.5	8.2	15.2	13.8	17	9.6	9.6	8.2	10.6	22.3	EM 2000
123.4												123.4
16.6	17.4	17	11.8	9.6	9.6	15.5	15.4	12	15.8	10.6	16.6	EM 2000
134.7												134.7

FILENAME: Sign Designs NORTH CAROLINA D.O.T. SIGN DETAIL

SIGN NUMBER: 905A, 906A, 907A  
 TYPE: B  
 QUANTITY: 1  
 SIGN WIDTH: 9'-0"  
 HEIGHT: 2'-6"  
 TOTAL AREA: 22.5 Sq.Ft.  
 BORDER TYPE: FLUSH  
 RECESS: 0"  
 WIDTH: 0"  
 RADII: 0"  
 NO. Z BARS: 2  
 LENGTH: 100.0

BACKG COLOR: Green  
 COPY COLOR: White

SYMBOL	X	Y	WID	HT

MAT'L: 0.125" (3.2 mm) ALUMINUM

USE NOTES: 1,2,3

- Legend and border(except those that are colored black) shall be direct applied Grade C sheeting.
- Background shall be Grade C reflective sheeting.
- Shields shall be on 0.032" (0.8mm) aluminum and demountable.

DESIGN BY: S Coleman  
 CHECKED BY: S Kunz  
 PROJECT ID: U-3326A/B  
 DIV: 7  
 DATE: Apr 14, 2011

Spacing Factor is 1 unless specified otherwise

LETTER POSITIONS

Letter spacings are to start of next letter

E	X	I	T	Series/Size							
13.3	8.9	10.7	3.5	7.5	15	7.1	16.7	12.1	13.3	E 2000	
81.5											81.5

FILENAME: Sign Designs NORTH CAROLINA D.O.T. SIGN DETAIL

TIP NO. U-3326A/B SHEET NO. SIGN-4J

APPROVED: [Signature]


DATE: 5/29/11

SEAL


**GROUND MOUNTED  
SIGN DESIGNS**

23-AUG-2011 16:46  
 C:\Users\S\Coleman\Projects\U-3326A\Sign Design Sheets.dgn  
 S:\Users\S\Coleman\Projects\U-3326A\Sign Design Sheets.dgn



TIP NO. U-3326AB	SHEET NO. SIGN-4K
APPROVED: <i>[Signature]</i>	
DATE: <i>8/29/11</i>	
SEAL 	


401 QUANTITY REQ'D 38



36 X 36  
R1-1

ONE "U" POST PER SIGN IN 20 INSTALLATIONS  
TWO "U" POSTS PER SIGN IN 18 INSTALLATIONS

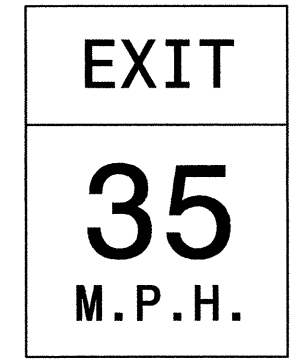
406 QUANTITY REQ'D 12



36 X 48  
R2-1

TWO "U" POSTS PER SIGN

411 QUANTITY REQ'D 2



36 X 48  
W13-2

TWO "U" POSTS PER SIGN

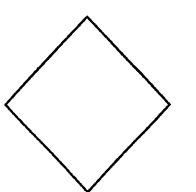
416 QUANTITY REQ'D 4



24 X 24  
R3-2

MOUNTED BELOW 401 IN 4 INSTALLATIONS

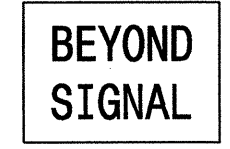
421 QUANTITY REQ'D 6



18 X 18  
OM4-3

ONE "U" POST PER SIGN

426 QUANTITY REQ'D 1




30 X 24  
W16-2

USE A 6" C LETTER SIZE AND FONT.

MOUNTED BELOW 418 IN 1 INSTALLATION


402 QUANTITY REQ'D 20



54 X 18  
R6-1 (R)

MOUNT ABOVE 401 IN 18 INSTALLATIONS

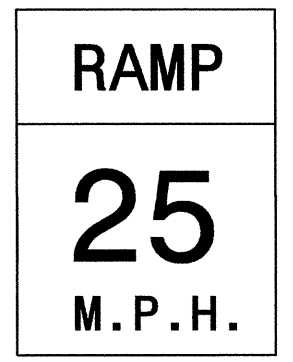
407 QUANTITY REQ'D 5



24 X 30  
R2-1

ONE "U" POST PER SIGN

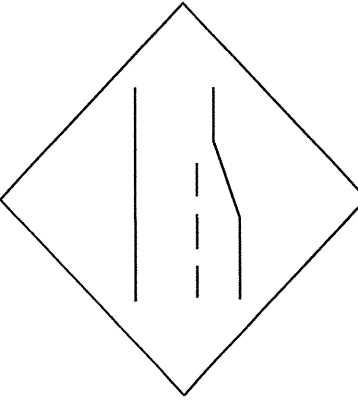
412 QUANTITY REQ'D 2



36 X 48  
W13-3

TWO "U" POSTS PER SIGN


417 QUANTITY REQ'D 2



36 X 36  
W4-2(R)

TWO "U" POSTS PER SIGN


422 QUANTITY REQ'D 3



24 X 24  
D9-2

ONE "U" POST PER SIGN


427 QUANTITY REQ'D 1



30 X 30  
W3-3

ONE "U" POST PER SIGN


403 QUANTITY REQ'D 13



54 X 18  
R6-1 (L)

MOUNTED BACK TO BACK WITH 402 IN 5 INSTALLATIONS


408 QUANTITY REQ'D 12



36 X 24  
R5-1a

ONE "U" POST PER SIGN


413 QUANTITY REQ'D 4



24 X 30  
R4-7

ONE "U" POST PER SIGN


418 QUANTITY REQ'D 2



36 X 36  
W9-1(R)

TWO "U" POSTS PER SIGN


423 QUANTITY REQ'D 1



21 X 15  
M6-3

MOUNTED BELOW 422 IN 1 INSTALLATION


428 QUANTITY REQ'D 1



36 X 36  
W14-2

ONE "U" POST PER SIGN


404 QUANTITY REQ'D 7



36 X 36  
W12-1

ONE "U" POST PER SIGN


409 QUANTITY REQ'D 13



36 X 36  
R5-1

ONE "U" POST PER SIGN

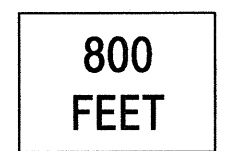
414 QUANTITY REQ'D 3



36 X 36  
R3-7

ONE "U" POST PER SIGN


419 QUANTITY REQ'D 1



24 X 18  
W16-2p

MOUNT BELOW 418 IN 1 INSTALLATIONS


424 QUANTITY REQ'D 2



21 X 15  
M6-1

MOUNTED BELOW 422 IN 2 INSTALLATIONS


405 QUANTITY REQ'D 6



36 X 36  
W4-1 (R)

ONE "U" POST PER SIGN


410 QUANTITY REQ'D 2



36 X 36 X 36  
R1-2

ONE "U" POST PER SIGN


415 QUANTITY REQ'D 1



36 X 36  
W3-5

TWO "U" POSTS PER SIGN


420 QUANTITY REQ'D 4



24 X 30  
R2-1

ONE "U" POST PER SIGN

425 QUANTITY REQ'D 5



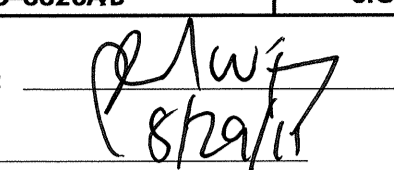

30 X 26  
W1-8L

ONE "U" POST PER SIGN


**TYPE "E" SIGNS**

23-AUG-2011 16:22 (U:\3326\T-traffic\Signing\CADD\Signing Layout Plans\Engsecd.dgn  
 Stolerman\jeff\11E27878

23 AUG 2011 16:23  
C:\Users\jcolman\Documents\Projects\2011\23 AUG 2011 16:23\Signing Layout Plans\Engineer.dgn  
jcolman

TIP NO. U-3326A/B	SHEET NO. SIGN-4L
APPROVED: 	
DATE: _____	
SEAL	

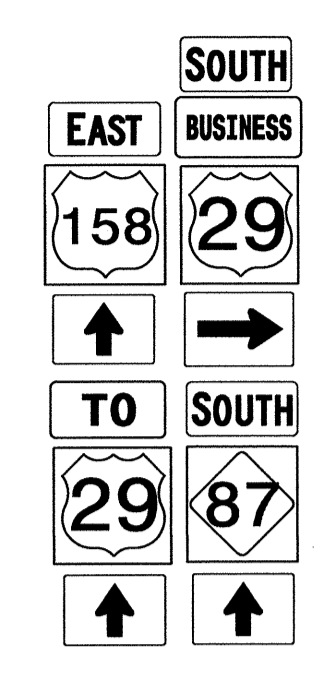
**501**  
**506**



1 - 21 X 15  
1 - 24 X 12  
1 - 24 X 12  
1 - 24 X 24

ONE "U" POST PER SIGN


**507**



1 - 24 X 12  
2 - 24 X 12  
1 - 30 X 24  
1 - 24 X 24  
2 - 21 X 15  
2 - 24 X 12  
2 - 24 X 24  
2 - 21 X 15

TWO "U" POSTS PER SIGN


**513**  
**527**



1 - 30 X 15  
1 - 45 X 36  
1 - 21 X 15

ONE "U" POST PER SIGN


**518**



1 - 24 X 12  
2 - 24 X 12  
1 - 30 X 24  
1 - 24 X 24  
2 - 21 X 15  
2 - 24 X 12  
1 - 30 X 24  
1 - 24 X 24  
2 - 21 X 15

MOUNT BELOW SIGN NO. 305

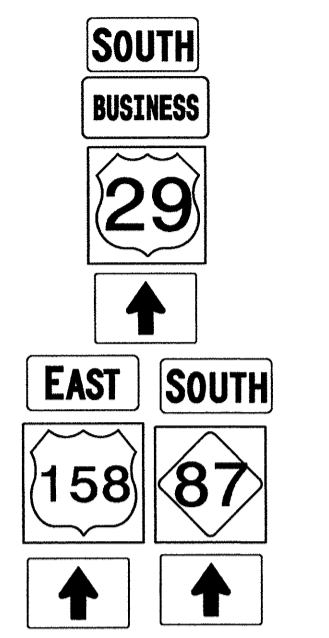
**523**



1 - 24 X 12  
1 - 30 X 24  
1 - 21 X 15

ONE "U" POST PER SIGN

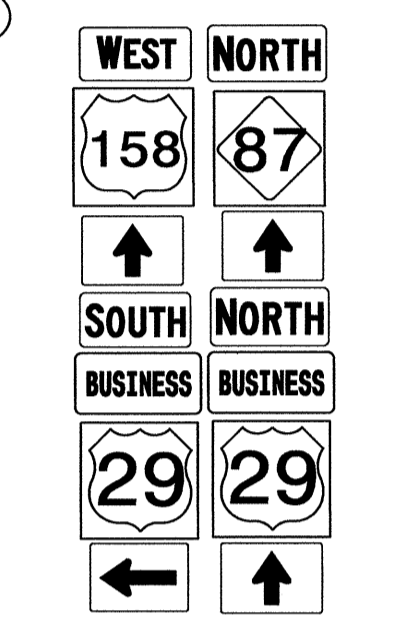
**529**



1 - 24 X 12  
1 - 24 X 12  
1 - 24 X 24  
1 - 21 X 15  
2 - 24 X 12  
1 - 30 X 24  
1 - 24 X 24  
2 - 21 X 15

TWO "U" POSTS PER SIGN


**502**



2 - 24 X 12  
1 - 30 X 24  
1 - 24 X 24  
2 - 21 X 15  
2 - 24 X 12  
2 - 24 X 12  
2 - 24 X 24  
2 - 21 X 15

TWO "U" POSTS PER SIGN

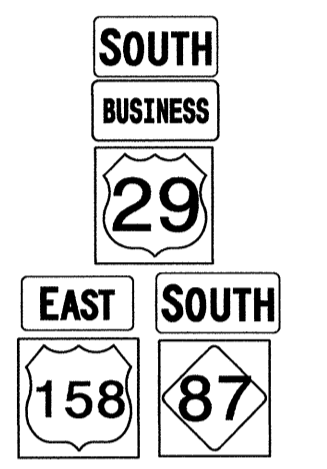
**508**  
**564**  
**586**



1 - 24 X 12  
1 - 24 X 12  
1 - 24 X 24

ONE "U" POST PER SIGN


**514**



1 - 24 X 12  
1 - 24 X 12  
1 - 24 X 24  
2 - 24 X 12  
1 - 24 X 24  
1 - 30 X 24

TWO "U" POSTS PER SIGN

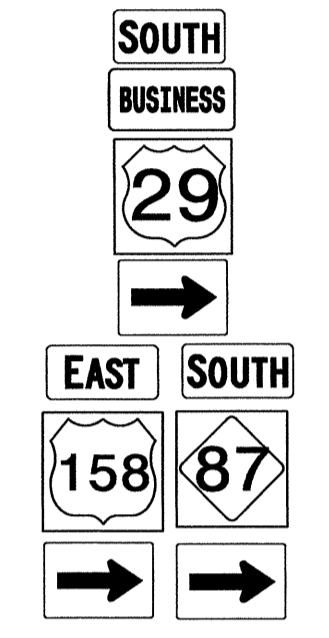
**519**



1 - 24 X 12  
1 - 30 X 24

ONE "U" POST PER SIGN


**524**



1 - 24 X 12  
1 - 24 X 12  
1 - 24 X 24  
1 - 21 X 15  
2 - 24 X 12  
1 - 24 X 24  
1 - 30 X 24  
2 - 21 X 15

TWO "U" POSTS PER SIGN

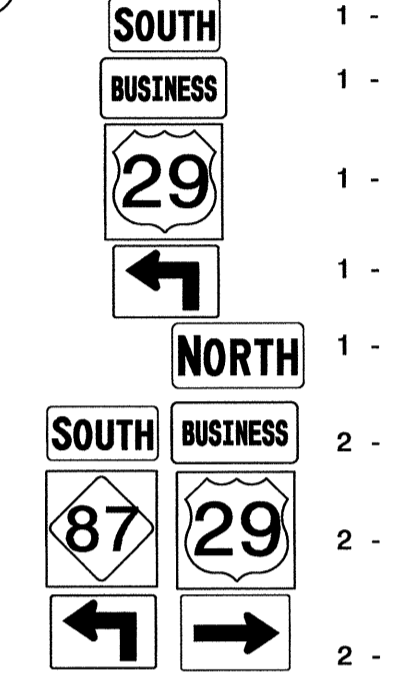
**531**



2 - 21 X 15  
2 - 24 X 12  
2 - 24 X 24

TWO "U" POSTS PER SIGN

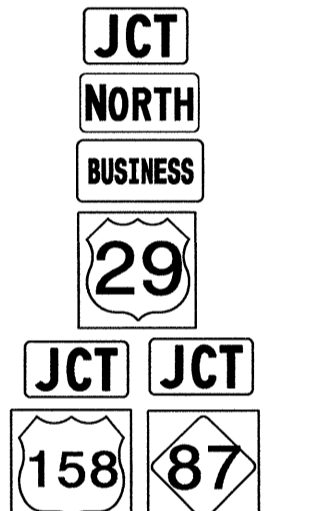
**536**



1 - 24 X 12  
1 - 24 X 12  
1 - 24 X 24  
1 - 21 X 15  
1 - 24 X 12  
2 - 24 X 12  
2 - 24 X 24  
2 - 21 X 15

TWO "U" POSTS PER SIGN

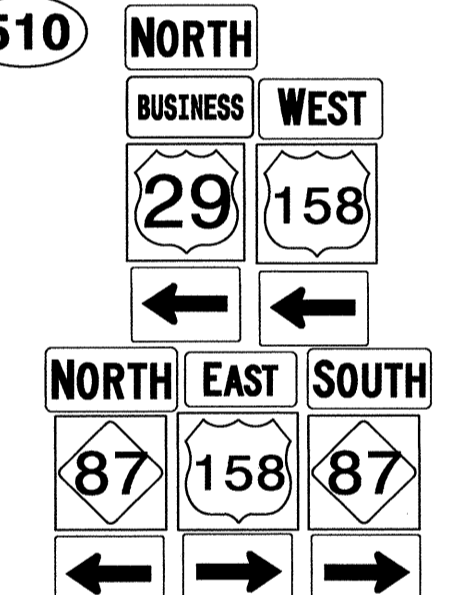
**509**



1 - 21 X 15  
1 - 24 X 12  
1 - 24 X 12  
1 - 24 X 24  
2 - 21 X 15  
1 - 30 X 24  
1 - 24 X 24

TWO "U" POSTS PER SIGN


**510**



1 - 24 X 12  
2 - 24 X 12  
1 - 24 X 24  
1 - 30 X 24  
2 - 21 X 15  
3 - 24 X 12  
2 - 24 X 24  
1 - 30 X 24  
3 - 21 X 15

THREE "U" POSTS PER SIGN


**515**



1 - 24 X 12  
1 - 30 X 24  
1 - 21 X 15

ONE "U" POST PER SIGN


**520**  
**530**



1 - 21 X 15  
1 - 30 X 24

ONE "U" POST PER SIGN

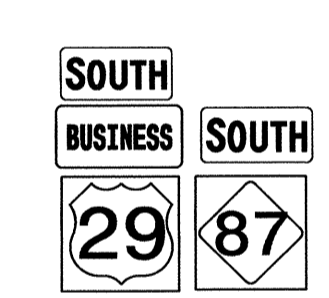
**525**



1 - 24 X 12  
2 - 24 X 12  
2 - 24 X 24  
2 - 21 X 15

MOUNT BELOW SIGN NO. 308

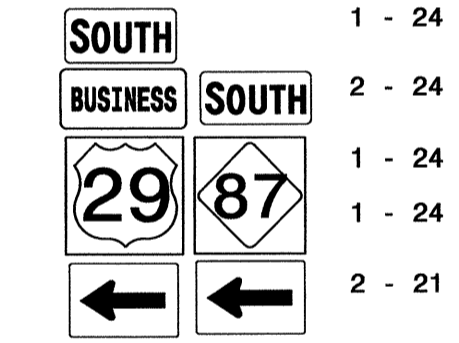
**532**



1 - 24 X 12  
2 - 24 X 12  
2 - 24 X 24

TWO "U" POSTS PER SIGN


**537**



1 - 24 X 12  
2 - 24 X 12  
1 - 24 X 24  
2 - 21 X 15

MOUNT BELOW SIGN NO. 311

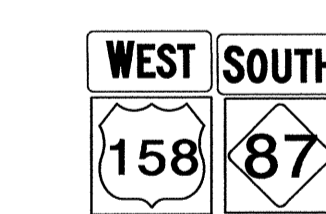
**504**



2 - 24 X 12  
3 - 24 X 12  
1 - 30 X 24  
2 - 24 X 24  
3 - 21 X 15  
3 - 24 X 12  
2 - 24 X 24  
1 - 30 X 24  
3 - 21 X 15

THREE "U" POSTS PER SIGN


**511**



2 - 24 X 12  
1 - 30 X 24  
1 - 24 X 24

TWO "U" POSTS PER SIGN

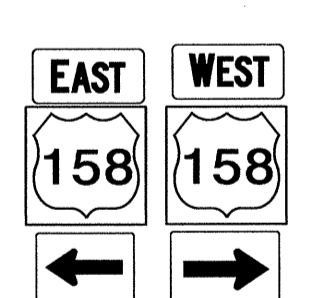
**516**  
**503**



1 - 21 X 15  
1 - 24 X 12  
1 - 24 X 24  
2 - 21 X 15  
1 - 30 X 24  
1 - 24 X 24

TWO "U" POSTS PER SIGN


**521**



2 - 24 X 12  
2 - 30 X 24  
2 - 21 X 15

TWO "U" POSTS PER SIGN

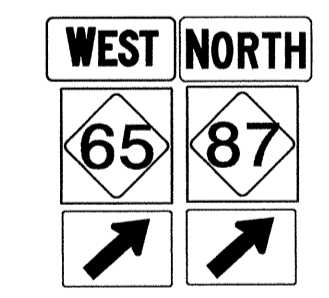
**526**



1 - 24 X 12  
2 - 24 X 12  
2 - 24 X 24

TWO "U" POSTS PER SIGN

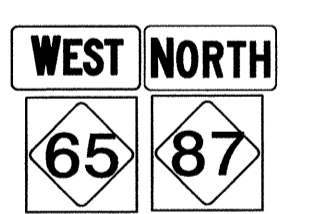
**533**



2 - 30 X 15  
2 - 36 X 36  
2 - 21 X 15

TWO "U" POSTS PER SIGN

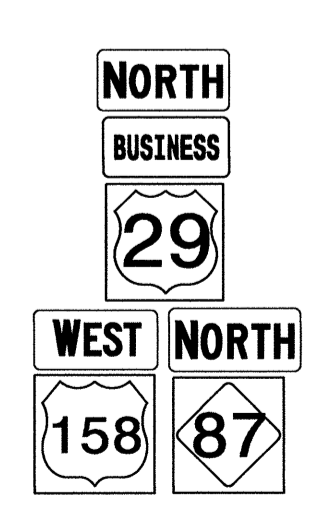
**538**



2 - 24 X 12  
2 - 24 X 24

TWO "U" POSTS PER SIGN


**505**



1 - 24 X 12  
1 - 24 X 12  
1 - 24 X 24  
2 - 24 X 12  
1 - 30 X 24  
1 - 24 X 24

TWO "U" POSTS PER SIGN


**512**



1 - 24 X 12  
1 - 30 X 24  
1 - 21 X 15  
1 - 24 X 12  
2 - 24 X 12  
2 - 24 X 24  
2 - 21 X 15

TWO "U" POSTS PER SIGN


**517**



1 - 24 X 12  
2 - 24 X 12  
2 - 24 X 24  
2 - 21 X 15

TWO "U" POSTS PER SIGN

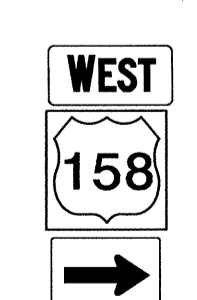
**522**  
**535**



1 - 21 X 15  
1 - 24 X 12  
1 - 21 X 15  
2 - 24 X 24

TWO "U" POSTS PER SIGN


**528**



1 - 24 X 12  
1 - 30 X 24  
1 - 21 X 15

ONE "U" POST PER SIGN


**534**  
**542**



2 - 24 X 12  
2 - 24 X 24  
2 - 21 X 15

TWO "U" POSTS PER SIGN

**539**





2 - 21 X 15  
2 - 24 X 12  
2 - 24 X 24

TWO "U" POSTS PER SIGN

**TYPE "F" SIGNS**



23-AUG-2011 16:23  
 C:\TIP-Proj\23-116423-1\Traffic\Signing\CADD\Signing\_Layout\_Plans\Engseed.dgn  
 S. Coleman All 12/27/09

TIP NO. U-3326A/B	SHEET NO. SIGN-4M
APPROVED: 	
DATE: 8/29/11	
SEAL	
	

**540**

END	1 - 24 X 12
65	1 - 24 X 24
SOUTH	1 - 24 X 12
BUSINESS SOUTH	2 - 24 X 12
29 87	2 - 24 X 24
→ →	2 - 21 X 15

TWO "U" POSTS PER SIGN

**546**  
**549**  
**556**  
**562**

JCT	1 - 21 X 15
BUSINESS	1 - 24 X 12
29	1 - 24 X 24

ONE "U" POST PER SIGN

**554**

NORTH	1 - 24 X 12
BUSINESS	1 - 24 X 12
29	1 - 24 X 24
↑	1 - 21 X 15
NORTH SOUTH	2 - 24 X 12
14 14	2 - 24 X 24
← →	2 - 21 X 15

TWO "U" POSTS PER SIGN

**565**

WEST	1 - 24 X 12
158	1 - 24 X 24
←	1 - 21 X 15
NORTH SOUTH	2 - 24 X 12
87 87	2 - 24 X 24
← →	2 - 21 X 15

TWO "U" POSTS PER SIGN

**570**

NORTH EAST	2 - 24 X 12
29 158	1 - 24 X 24
← ←	2 - 21 X 15
SOUTH WEST	2 - 24 X 12
29 158	1 - 24 X 24
→ →	2 - 21 X 15

TWO "U" POSTS PER SIGN

**577**

JCT	1 - 21 X 15
29	1 - 24 X 24
JCT JCT	2 - 21 X 15
158 14	1 - 30 X 24
	1 - 24 X 24

TWO "U" POSTS PER SIGN

**541**  
**547**

NORTH	1 - 24 X 12
BUSINESS	1 - 24 X 12
29	1 - 24 X 24
←	1 - 21 X 15

MOUNT BELOW SIGN NO. 313  
IN 1 INSTALLATION

**548**

SOUTH	1 - 24 X 12
BUSINESS	1 - 24 X 12
29	1 - 24 X 24
←	1 - 21 X 15

MOUNT BELOW SIGN NO. 318

**555**

SOUTH	1 - 24 X 12
14	1 - 24 X 24

ONE "U" POST PER SIGN

**566**

WEST	1 - 24 X 12
158	1 - 24 X 24
→	1 - 21 X 15
SOUTH NORTH	2 - 24 X 12
87 87	2 - 24 X 24
← →	2 - 21 X 15

TWO "U" POSTS PER SIGN

**571**

NORTH EAST	2 - 24 X 12
29 158	1 - 30 X 24
← ←	1 - 24 X 24
	2 - 21 X 15

MOUNT BELOW SIGN NO. 328

**579**

NORTH	1 - 24 X 12
14	1 - 24 X 24
↑	1 - 21 X 15

ONE "U" POST PER SIGN

**563**

SOUTH	1 - 24 X 12
14	1 - 24 X 24
↑	1 - 24 X 12
NORTH SOUTH	2 - 24 X 12
BUSINESS BUSINESS	2 - 24 X 12
29 29	2 - 24 X 24
← →	2 - 21 X 15

TWO "U" POSTS PER SIGN

**543**

SOUTH	1 - 30 X 15
87	1 - 36 X 36
↑	1 - 21 X 15
WEST NORTH	2 - 30 X 15
65 87	2 - 36 X 36
↗ ↘	2 - 21 X 15

TWO "U" POSTS PER SIGN

**550**

SOUTH	1 - 24 X 12
BUSINESS	1 - 24 X 12
29	1 - 24 X 24
→	1 - 21 X 15

ONE "U" POST PER SIGN

**557**

NORTH	1 - 24 X 12
14	1 - 24 X 12
↑	1 - 24 X 24
SOUTH NORTH	2 - 24 X 12
BUSINESS BUSINESS	2 - 24 X 12
29 29	2 - 24 X 24
← →	2 - 21 X 15

TWO "U" POSTS PER SIGN

**567**

WEST NORTH	2 - 24 X 12
158 87	1 - 30 X 24
	1 - 24 X 24

TWO "U" POSTS PER SIGN

**573**  
**578**

SOUTH WEST	2 - 24 X 12
29 158	1 - 30 X 24
← ←	1 - 24 X 24
	2 - 21 X 15
NORTH EAST	2 - 24 X 12
29 158	1 - 30 X 24
→ →	1 - 24 X 24
	2 - 21 X 15

TWO "U" POSTS PER SIGN

**581**

EAST NORTH	2 - 24 X 12
158 14	1 - 30 X 24
← →	1 - 24 X 24
	2 - 21 X 15

TWO "U" POSTS PER SIGN

**587**

SOUTH	1 - 24 X 12
BUSINESS	1 - 24 X 12
29	1 - 24 X 24
←	1 - 21 X 15
EAST SOUTH	2 - 24 X 12
158 87	1 - 30 X 24
↙ ↘	1 - 24 X 24
	2 - 21 X 15

TWO "U" POSTS PER SIGN

**544**  
**552**  
**558**

NORTH	1 - 24 X 12
BUSINESS	1 - 24 X 12
29	1 - 24 X 24

ONE "U" POST PER SIGN

**551**

NORTH	1 - 24 X 12
BUSINESS	1 - 24 X 12
29	1 - 24 X 24
→	1 - 21 X 15

MOUNT BELOW SIGN NO. 320

**560**

SOUTH	1 - 24 X 12
BUSINESS	1 - 24 X 12
29	1 - 24 X 24
↑	1 - 21 X 15
SOUTH NORTH	2 - 24 X 12
14 14	2 - 24 X 24
← →	2 - 21 X 15

TWO "U" POSTS PER SIGN

**568**  
**575**

NORTH EAST	2 - 24 X 12
29 158	1 - 24 X 24
	1 - 30 X 24

TWO "U" POSTS PER SIGN

**574**  
**580**

SOUTH WEST	2 - 24 X 12
29 158	1 - 24 X 24
← ←	1 - 30 X 24
	2 - 21 X 15

MOUNT BELOW SIGN NO. 330  
MOUNT BELOW SIGN NO. 332

**584**

SOUTH WEST	2 - 24 X 12
29 158	1 - 24 X 24
	1 - 30 X 24

TWO "U" POSTS PER SIGN

**588**

NORTH	1 - 24 X 12
BUSINESS NORTH	2 - 24 X 12
29 87	2 - 24 X 24
↗ ↘	2 - 21 X 15

TWO "U" POSTS PER SIGN

**545**

JCT JCT	2 - 21 X 15
65 87	2 - 24 X 24

TWO "U" POSTS PER SIGN

**553**  
**559**

JCT	1 - 21 X 15
14	1 - 24 X 24

ONE "U" POST PER SIGN

**561**

NORTH	1 - 24 X 12
14	1 - 24 X 24

ONE "U" POST PER SIGN

**569**  
**572**  
**582**

JCT JCT	2 - 21 X 15
29 158	1 - 24 X 24
	1 - 30 X 24

TWO "U" POSTS PER SIGN

**576**

NORTH EAST	2 - 24 X 12
14 158	1 - 24 X 24
← →	1 - 30 X 24
	2 - 21 X 15

TWO "U" POSTS PER SIGN

**585**

SOUTH NORTH	2 - 24 X 12
14 14	2 - 24 X 24
← →	2 - 21 X 15

TWO "U" POSTS PER SIGN

**589**


NORTH	1 - 24 X 12
BUSINESS	1 - 24 X 12
29	1 - 24 X 24
←	1 - 21 X 15

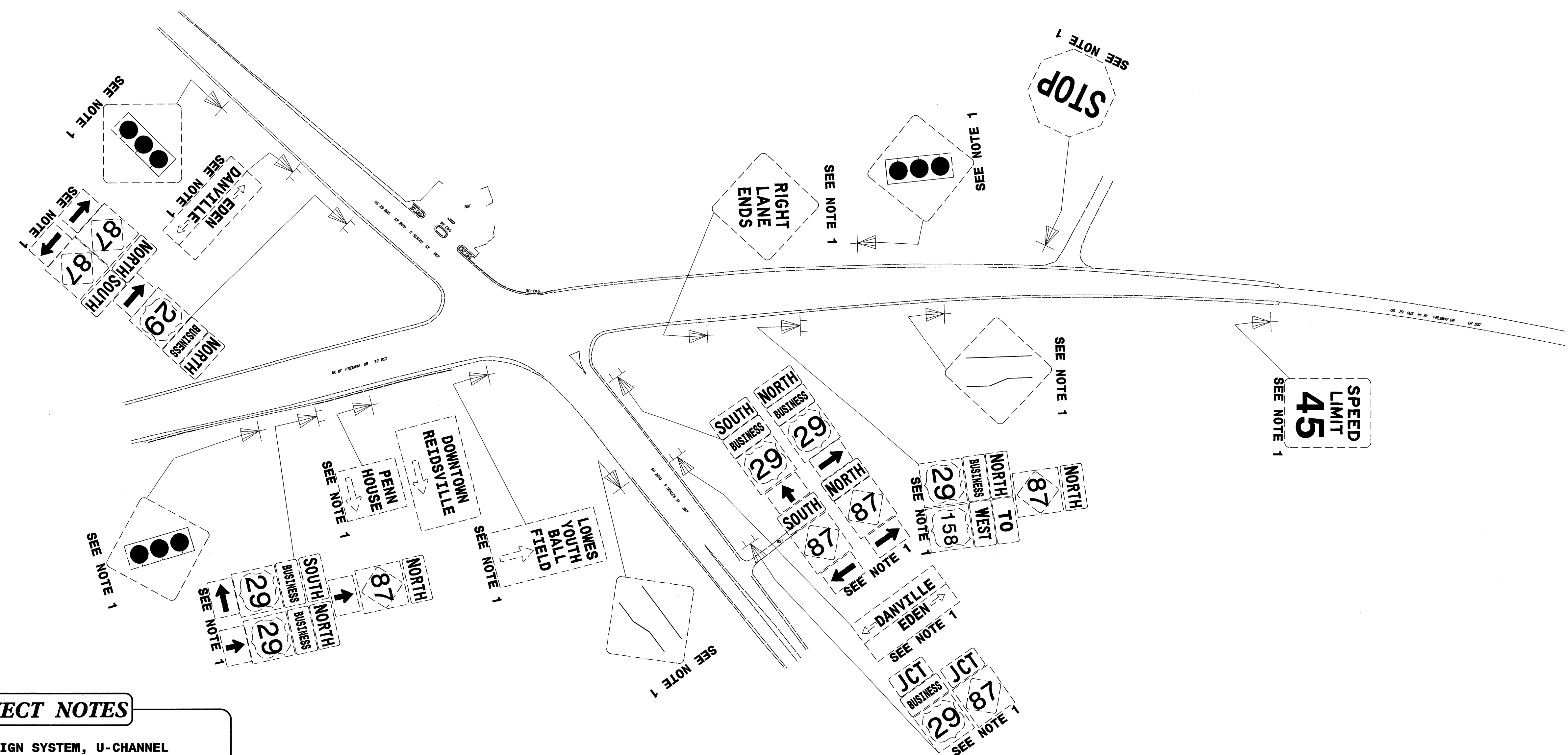
ONE "U" POST PER SIGN

**TYPE "F" SIGNS**





TIP NO. U-3326AB	SHEET NO. SIGN-5
APPROVED: <i>[Signature]</i>	
DATE: 8/29/11	
SEAL	
	

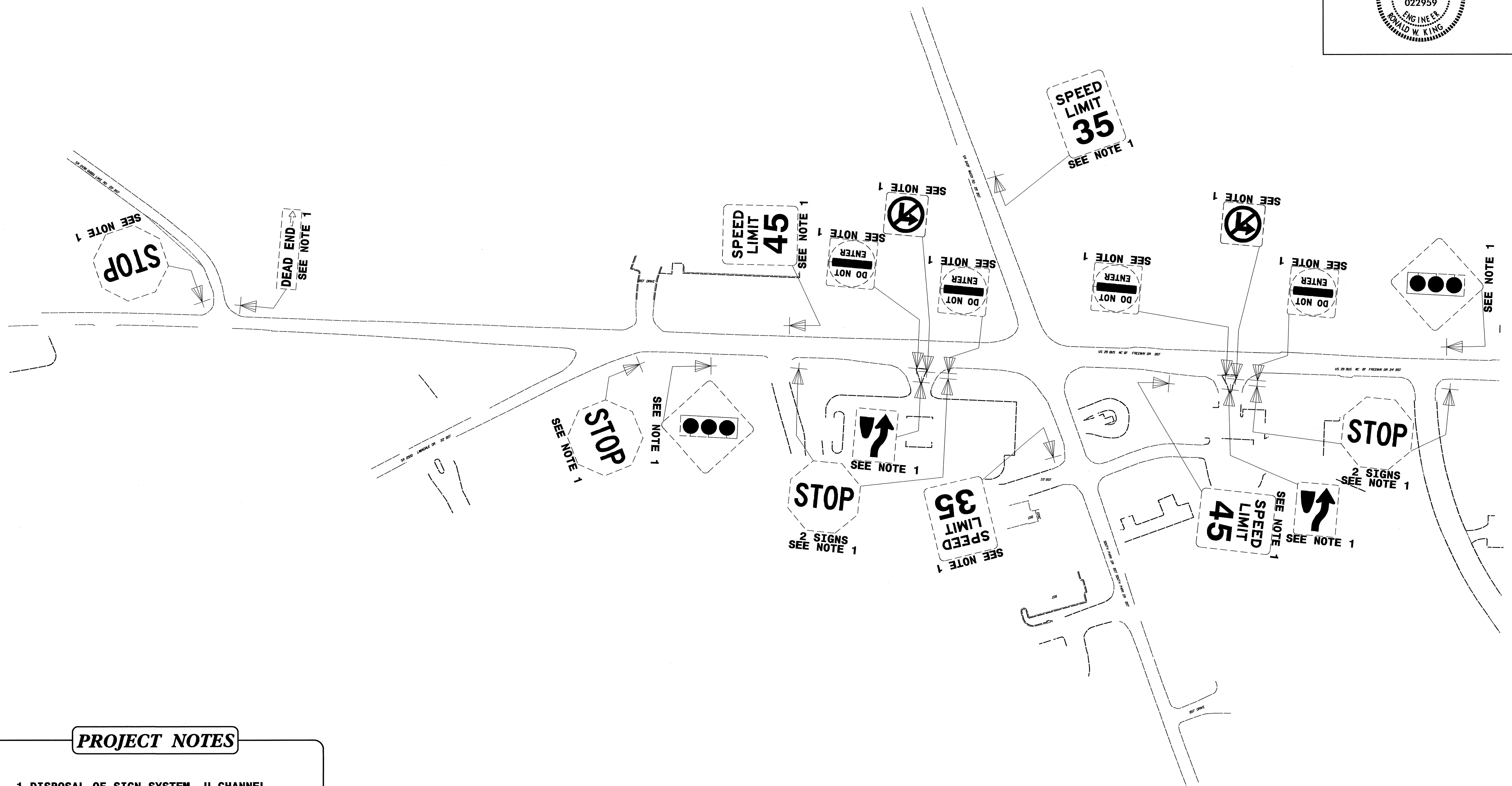


- PROJECT NOTES**
- 1 DISPOSAL OF SIGN SYSTEM, U-CHANNEL
  - 2 DISPOSAL OF SUPPORT, U-CHANNEL
  - 3 RELOCATE SIGN TYPE E
  - 4 RELOCATE SIGN TYPE D
  - 5 DISPOSAL OF SIGN SYSTEM, STEEL BEAM
  - 6 DISPOSAL OF SIGN SYSTEM, WOOD
  - 7 DISPOSAL OF SIGN, A OR B (GROUND MOUNTED)
  - 8 DISPOSAL OF SIGN, D, E, OR F

EXISTING SIGNS  
US 29 BUSINESS

23 AUG 2011 11:04 AM  
 C:\Users\jcolman\Documents\Projects\U-3326\Signing\Layout\Signing\CADD\Signing\Layout\Plans\U-3326-Sgn-SGN-Sign-5.dgn  
 jcolman

TIP NO. U-3326A/B	SHEET NO. SIGN-6
APPROVED: <i>[Signature]</i>	
DATE: _____	
SEAL	




**PROJECT NOTES**

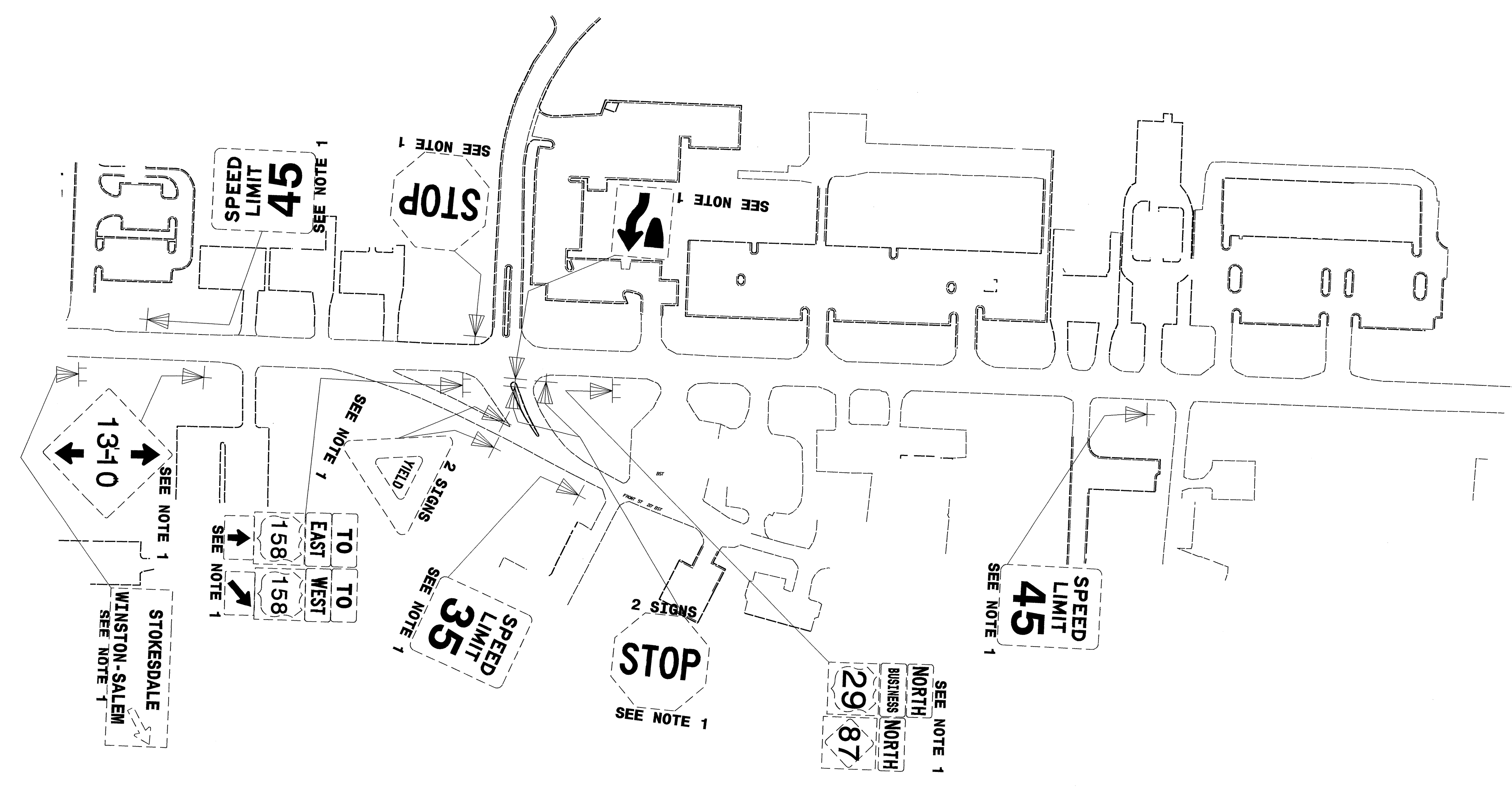
- 1 DISPOSAL OF SIGN SYSTEM, U-CHANNEL
- 2 DISPOSAL OF SUPPORT, U-CHANNEL
- 3 RELOCATE SIGN TYPE E
- 4 RELOCATE SIGN TYPE D
- 5 DISPOSAL OF SIGN SYSTEM, STEEL BEAM
- 6 DISPOSAL OF SIGN SYSTEM, WOOD
- 7 DISPOSAL OF SIGN, A OR B (GROUND MOUNTED)
- 8 DISPOSAL OF SIGN, D, E, OR F

EXISTING SIGNS  
US 29 BUSINESS

23-AUG-2011 11:06 AM J:\2326A\Traffic\Signing\CADD\Signing Layout Plans\U-3326-Sgn\_Sign-6.dgn  
 S:\Users\stclemens\Documents\2326A.dwg



TIP NO. U-3326A/B	SHEET NO. SIGN-7
APPROVED: <i>RWT</i>	
DATE: <i>8/21/11</i>	
SEAL	
	

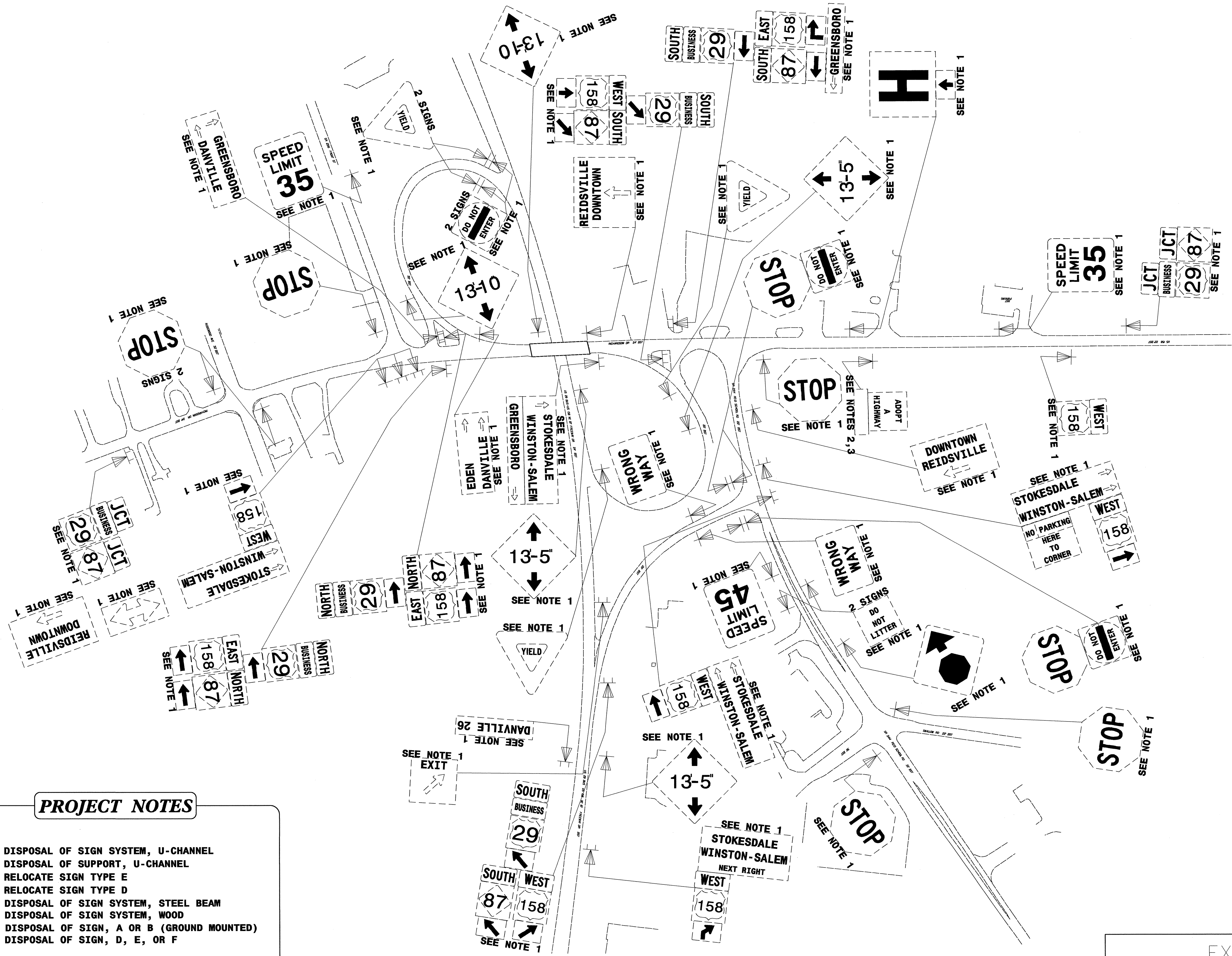



**PROJECT NOTES**

- 1 DISPOSAL OF SIGN SYSTEM, U-CHANNEL
- 2 DISPOSAL OF SUPPORT, U-CHANNEL
- 3 RELOCATE SIGN TYPE E
- 4 RELOCATE SIGN TYPE D
- 5 DISPOSAL OF SIGN SYSTEM, STEEL BEAM
- 6 DISPOSAL OF SIGN SYSTEM, WOOD
- 7 DISPOSAL OF SIGN, A OR B (GROUND MOUNTED)
- 8 DISPOSAL OF SIGN, D, E, OR F

EXISTING SIGNS  
US 29 BUSINESS

23 AUG 2011 10:08 AM  
 J:\Projects\3326A\Traffic\Signing\CADD\Signing\_Layout\_Plans\U-3326\_Sign-Sign-7.dgn  
 RWT  
 AT  
 12/27/11



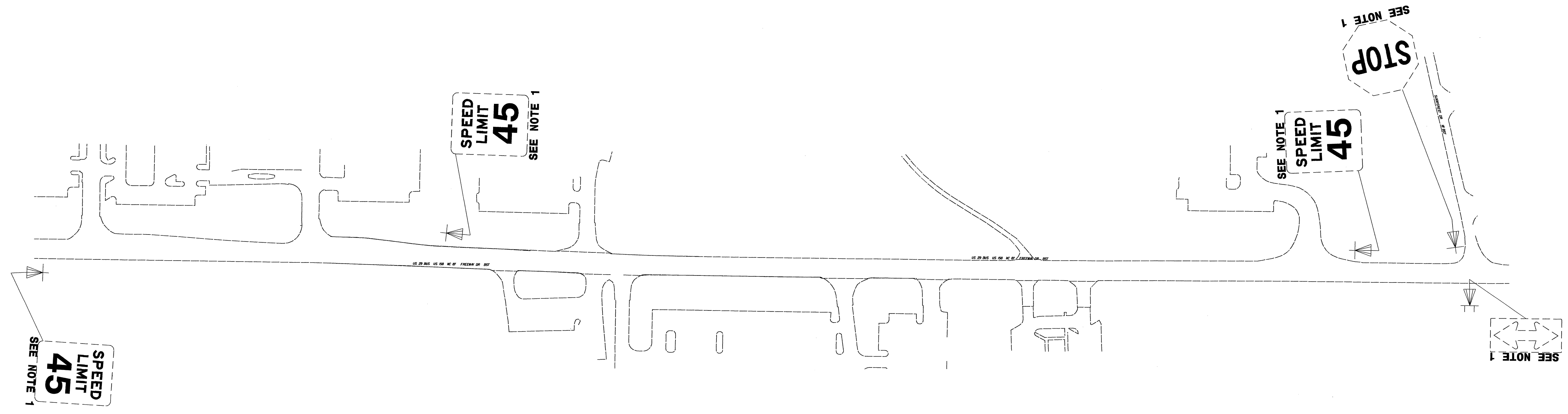

**PROJECT NOTES**

- 1 DISPOSAL OF SIGN SYSTEM, U-CHANNEL
- 2 DISPOSAL OF SUPPORT, U-CHANNEL
- 3 RELOCATE SIGN TYPE E
- 4 RELOCATE SIGN TYPE D
- 5 DISPOSAL OF SIGN SYSTEM, STEEL BEAM
- 6 DISPOSAL OF SIGN SYSTEM, WOOD
- 7 DISPOSAL OF SIGN, A OR B (GROUND MOUNTED)
- 8 DISPOSAL OF SIGN, D, E, OR F

EXISTING SIGNS  
US 29 BUSINESS

23-AUG-2011 10:09 AM C:\Users\jg\Documents\Projects\2011\20110826-Traffic\Signing\CADD\Signing Layout Plans\U-3326-Sgn\_SGN\_Sign-8.dgn  
 S:\Users\jg\Documents\Projects\2011\20110826-Traffic\Signing\CADD\Signing Layout Plans\U-3326-Sgn\_SGN\_Sign-8.dgn  
 S:\Users\jg\Documents\Projects\2011\20110826-Traffic\Signing\CADD\Signing Layout Plans\U-3326-Sgn\_SGN\_Sign-8.dgn

TIP NO. U-3326A/B	SHEET NO. SIGN-9
APPROVED: <i>RW King</i>	
DATE: <i>8/29/11</i>	
SEAL	



**PROJECT NOTES**

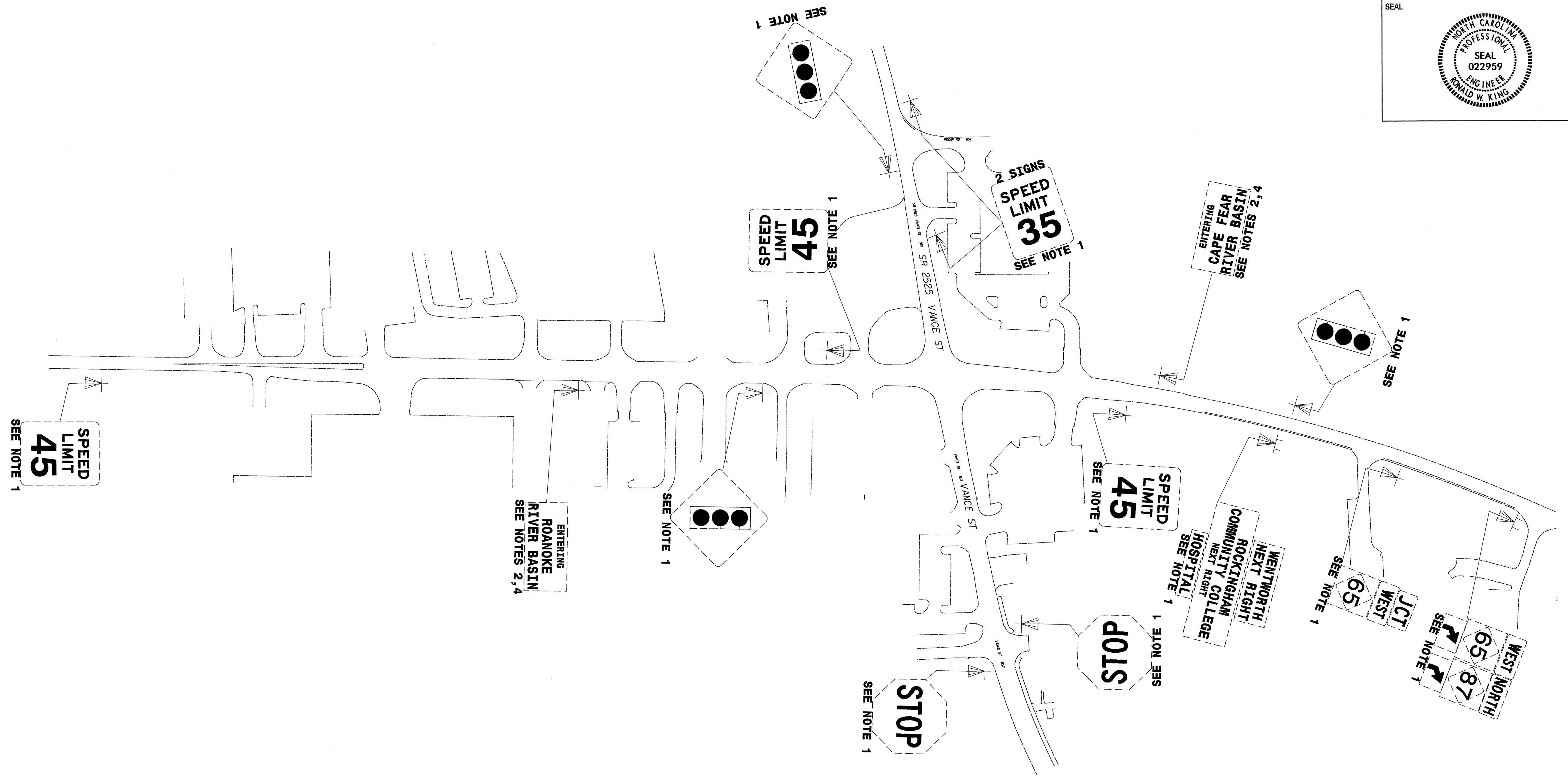
- 1 DISPOSAL OF SIGN SYSTEM, U-CHANNEL
- 2 DISPOSAL OF SUPPORT, U-CHANNEL
- 3 RELOCATE SIGN TYPE E
- 4 RELOCATE SIGN TYPE D
- 5 DISPOSAL OF SIGN SYSTEM, STEEL BEAM
- 6 DISPOSAL OF SIGN SYSTEM, WOOD
- 7 DISPOSAL OF SIGN, A OR B (GROUND MOUNTED)
- 8 DISPOSAL OF SIGN, D, E, OR F

EXISTING SIGNS  
US 29 BUSINESS

23-AUG-2011 11:24  
 SA:\TIP\Projects\U-3326A\Traffic\Signing\CADD\Signing Layout Plans\U-3326-Sgn-SGN-Sign-9.dgn  
 At 12:47:58  
 Coleman



TIP NO. U-3326A/B	SHEET NO. SIGN-10
APPROVED: <i>[Signature]</i>	
DATE: <i>8/29/10</i>	
SEAL	

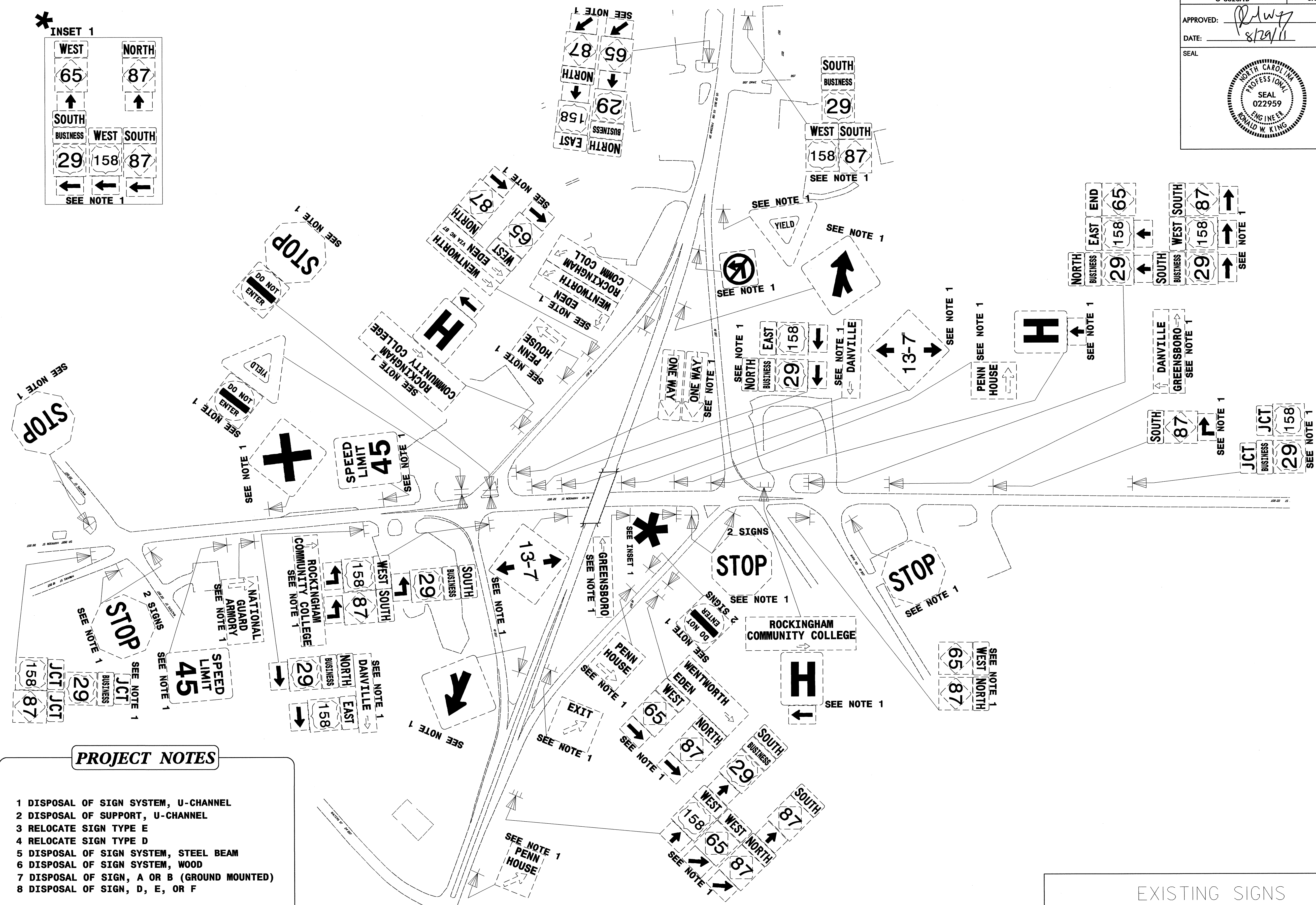
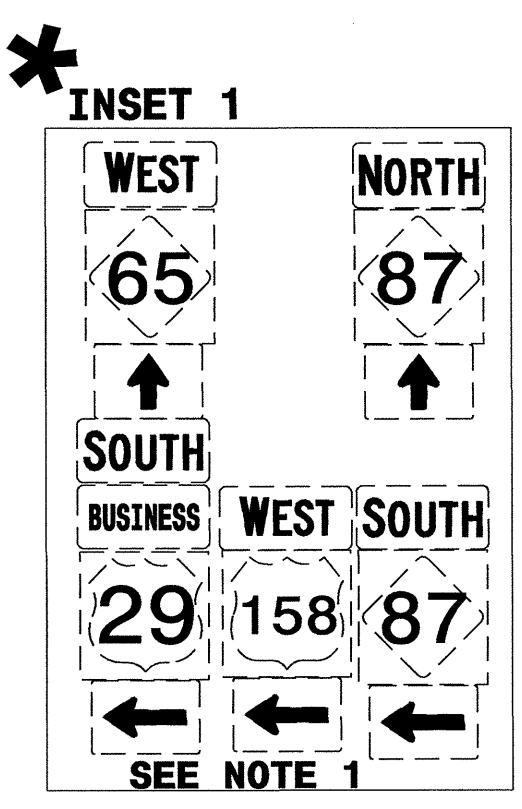



**PROJECT NOTES**

- 1 DISPOSAL OF SIGN SYSTEM, U-CHANNEL
- 2 DISPOSAL OF SUPPORT, U-CHANNEL
- 3 RELOCATE SIGN TYPE E
- 4 RELOCATE SIGN TYPE D
- 5 DISPOSAL OF SIGN SYSTEM, STEEL BEAM
- 6 DISPOSAL OF SIGN SYSTEM, WOOD
- 7 DISPOSAL OF SIGN, A OR B (GROUND MOUNTED)
- 8 DISPOSAL OF SIGN, D, E, OR F

EXISTING SIGNS  
US 29 BUSINESS

23-AUG-2010 11:27  
 P:\Projects\U-3326A\Traffic\Signing\CADD\Signing Layout Plans\U-3326-Sgn-Sgn-10.dgn  
 Scaleman AT 12/27/08



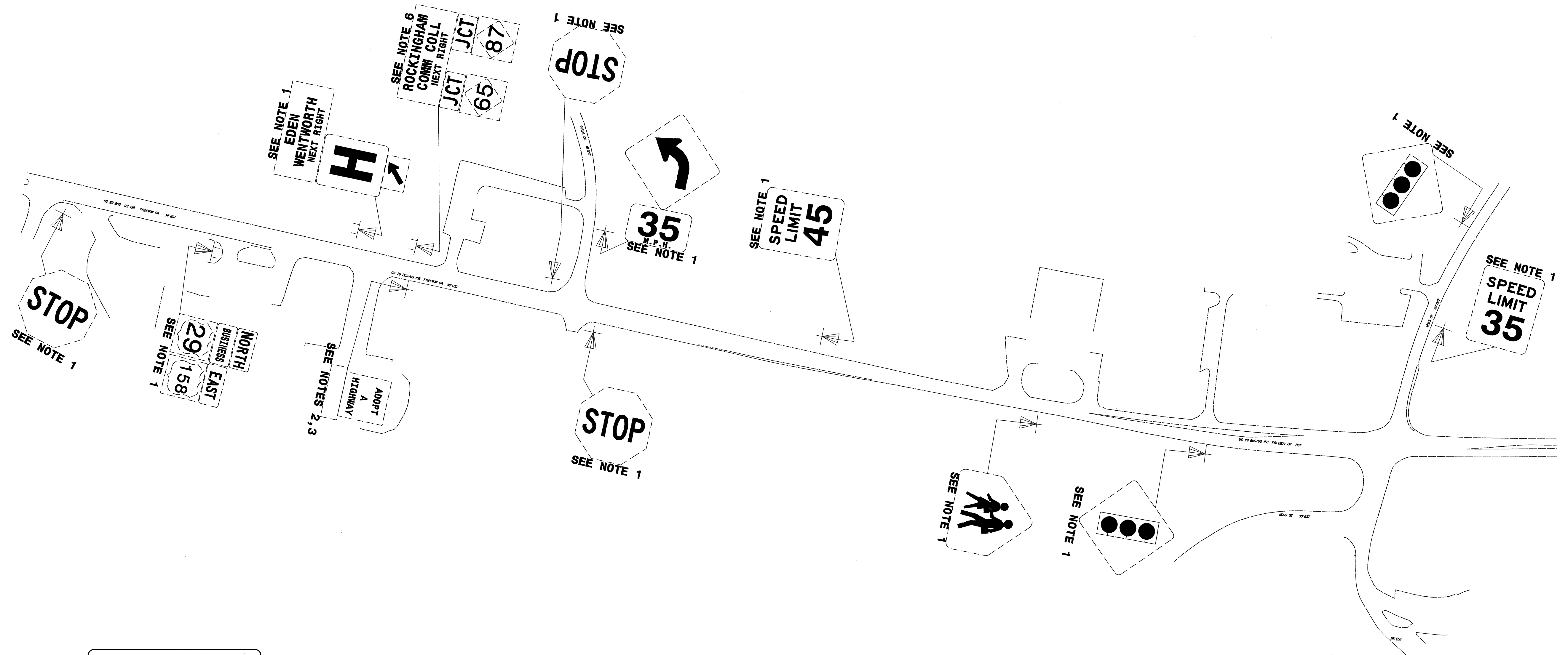

**PROJECT NOTES**

- 1 DISPOSAL OF SIGN SYSTEM, U-CHANNEL
- 2 DISPOSAL OF SUPPORT, U-CHANNEL
- 3 RELOCATE SIGN TYPE E
- 4 RELOCATE SIGN TYPE D
- 5 DISPOSAL OF SIGN SYSTEM, STEEL BEAM
- 6 DISPOSAL OF SIGN SYSTEM, WOOD
- 7 DISPOSAL OF SIGN, A OR B (GROUND MOUNTED)
- 8 DISPOSAL OF SIGN, D, E, OR F

EXISTING SIGNS  
US 29 BUSINESS

63-AUG-2011 17:28 J:\2326A\Signing\CADD\Signing Layout Plans\U-3326A\_Sgn\_Sgn\_Sign-11.dgn  
 23-AUG-2011 17:28 J:\2326A\Signing\CADD\Signing Layout Plans\U-3326A\_Sgn\_Sgn\_Sign-11.dgn  
 23-AUG-2011 17:28 J:\2326A\Signing\CADD\Signing Layout Plans\U-3326A\_Sgn\_Sgn\_Sign-11.dgn

TIP NO. U-3326A/B	SHEET NO. SIGN-12
APPROVED: <i>RW King</i>	
DATE: <i>8/29/11</i>	
SEAL	



**PROJECT NOTES**

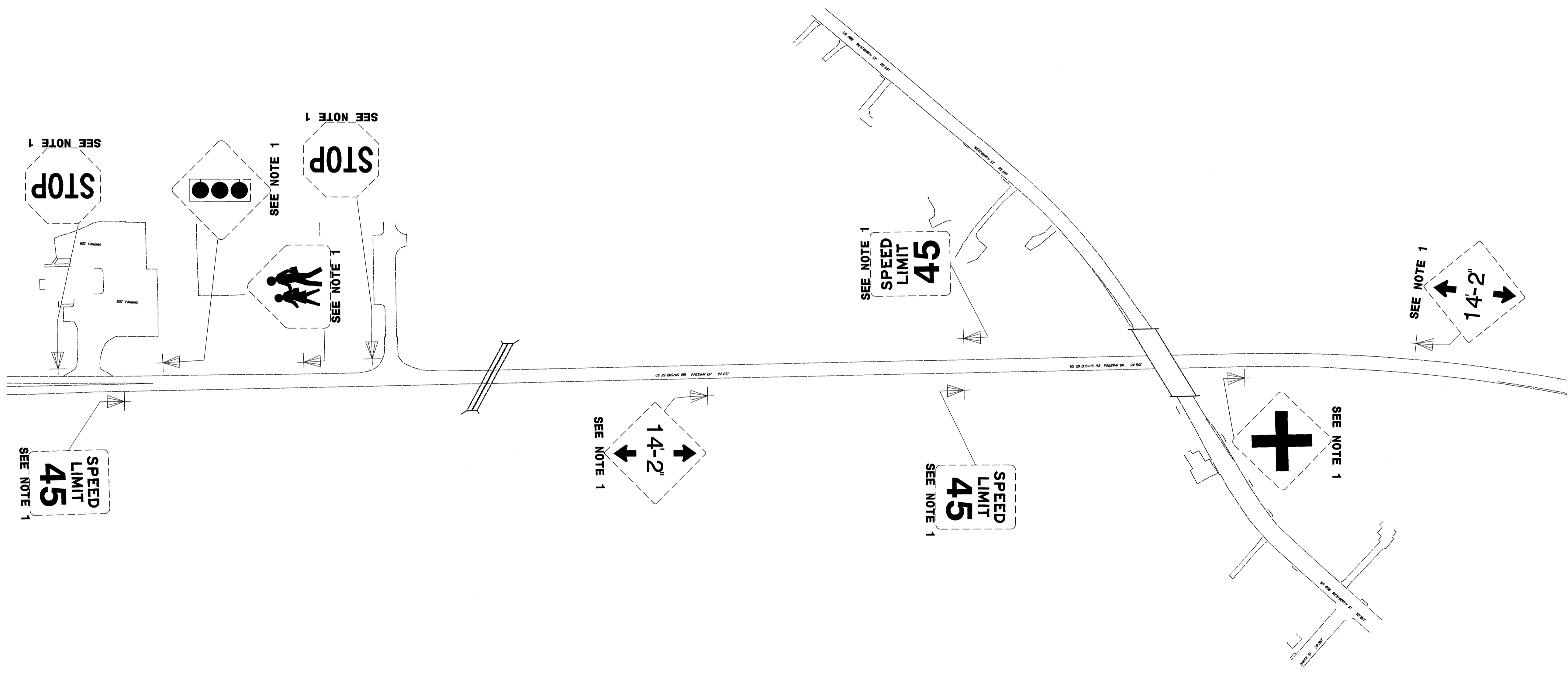
- 1 DISPOSAL OF SIGN SYSTEM, U-CHANNEL
- 2 DISPOSAL OF SUPPORT, U-CHANNEL
- 3 RELOCATE SIGN TYPE E
- 4 RELOCATE SIGN TYPE D
- 5 DISPOSAL OF SIGN SYSTEM, STEEL BEAM
- 6 DISPOSAL OF SIGN SYSTEM, WOOD
- 7 DISPOSAL OF SIGN, A OR B (GROUND MOUNTED)
- 8 DISPOSAL OF SIGN, D, E, OR F

EXISTING SIGNS  
US 29 BUSINESS

23-AUG-2011 11:30  
 P:\TIP\Projects\U-3326-Traffic\Signing\CADD\Signing Layout Plans\U-3326-Sgn-SGN-Sign-12.dgn  
 S.Coleman AT 12/27/8



TIP NO. U-3326A/B	SHEET NO. SIGN-13
APPROVED: <i>RWT</i> <i>Shahli</i>	
DATE: _____	
SEAL	



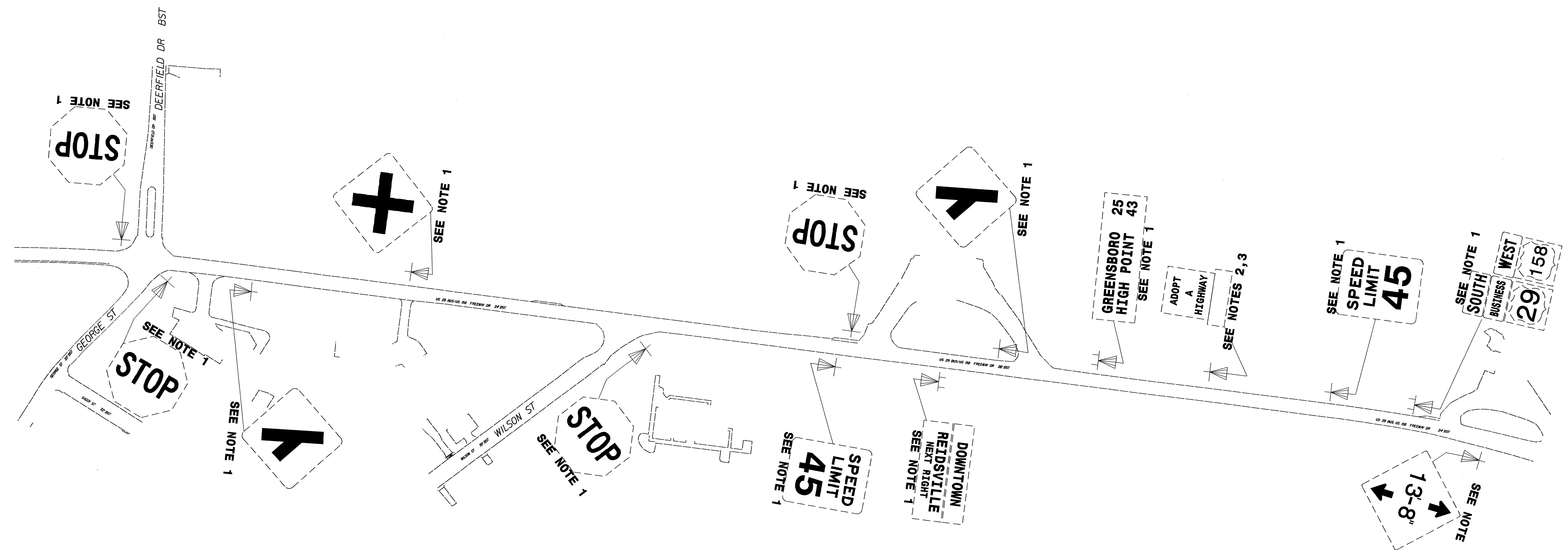
**PROJECT NOTES**

- 1 DISPOSAL OF SIGN SYSTEM, U-CHANNEL
- 2 DISPOSAL OF SUPPORT, U-CHANNEL
- 3 RELOCATE SIGN TYPE E
- 4 RELOCATE SIGN TYPE D
- 5 DISPOSAL OF SIGN SYSTEM, STEEL BEAM
- 6 DISPOSAL OF SIGN SYSTEM, WOOD
- 7 DISPOSAL OF SIGN, A OR B (GROUND MOUNTED)
- 8 DISPOSAL OF SIGN, D, E, OR F

EXISTING SIGNS  
US 29 BUSINESS

23-AUG-2011 17:35  
 S:\Projects\2011\1735\US29\Traffic\Signing\CADD\Signing Layout Plans\U-3326-Sgn-Sgn-13.dgn  
 Scale: 1/8" = 1'-0"

TIP NO. U-3326A/B	SHEET NO. SIGN-14
APPROVED: <i>RW7</i>	
DATE: 8/29/11	
SEAL	

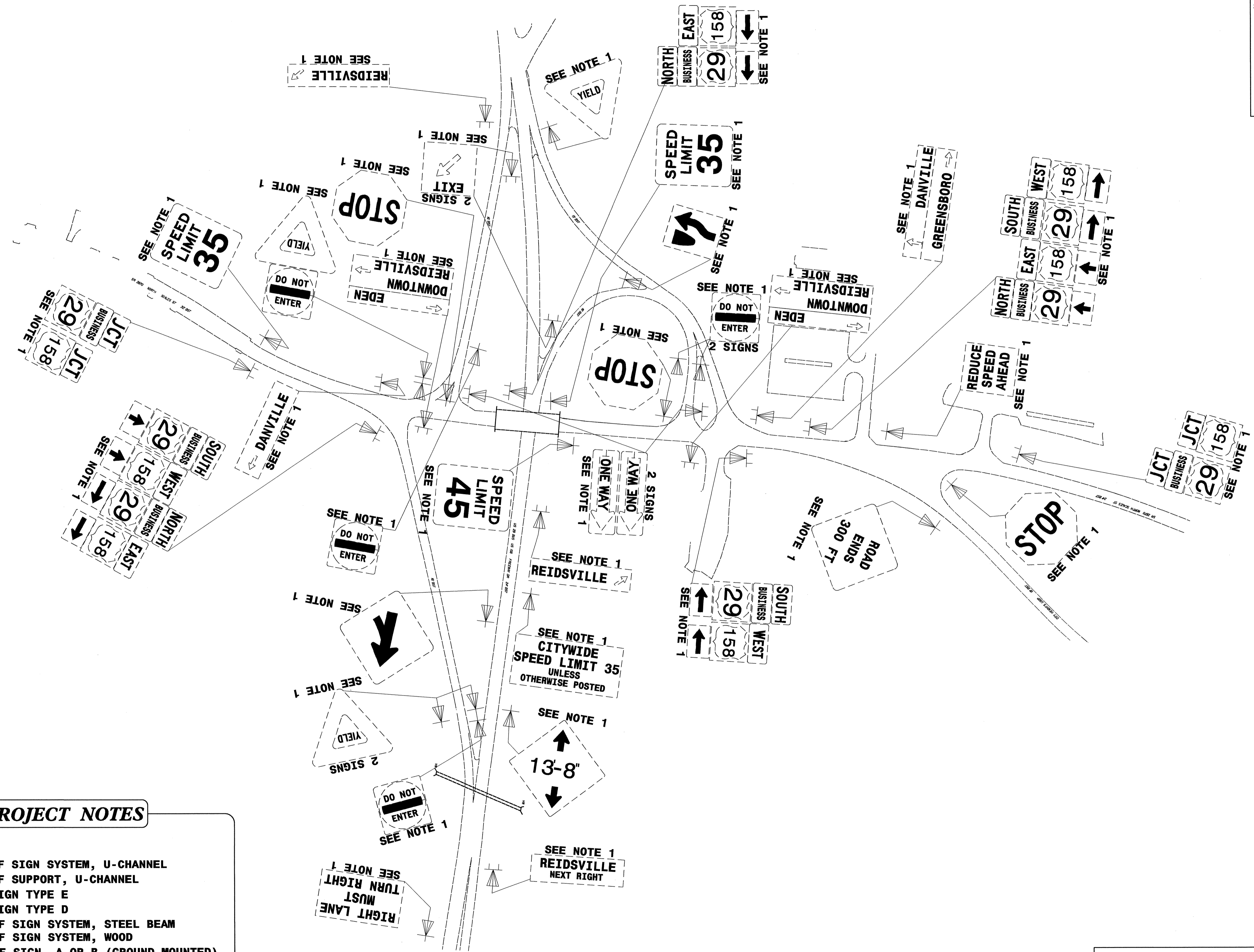


**PROJECT NOTES**

- 1 DISPOSAL OF SIGN SYSTEM, U-CHANNEL
- 2 DISPOSAL OF SUPPORT, U-CHANNEL
- 3 RELOCATE SIGN TYPE E
- 4 RELOCATE SIGN TYPE D
- 5 DISPOSAL OF SIGN SYSTEM, STEEL BEAM
- 6 DISPOSAL OF SIGN SYSTEM, WOOD
- 7 DISPOSAL OF SIGN, A OR B (GROUND MOUNTED)
- 8 DISPOSAL OF SIGN, D, E, OR F

EXISTING SIGNS  
US 29 BUSINESS

23-AUG-2011 11:36 AM  
 C:\Users\jrc\Documents\Projects\Traffic\Signing\CADD\Signing Layout Plans\U-3326-Sgn-Sgn-14.dgn  
 jrc  
 AT 12/7/09



**PROJECT NOTES**

- 1 DISPOSAL OF SIGN SYSTEM, U-CHANNEL
- 2 DISPOSAL OF SUPPORT, U-CHANNEL
- 3 RELOCATE SIGN TYPE E
- 4 RELOCATE SIGN TYPE D
- 5 DISPOSAL OF SIGN SYSTEM, STEEL BEAM
- 6 DISPOSAL OF SIGN SYSTEM, WOOD
- 7 DISPOSAL OF SIGN, A OR B (GROUND MOUNTED)
- 8 DISPOSAL OF SIGN, D, E, OR F

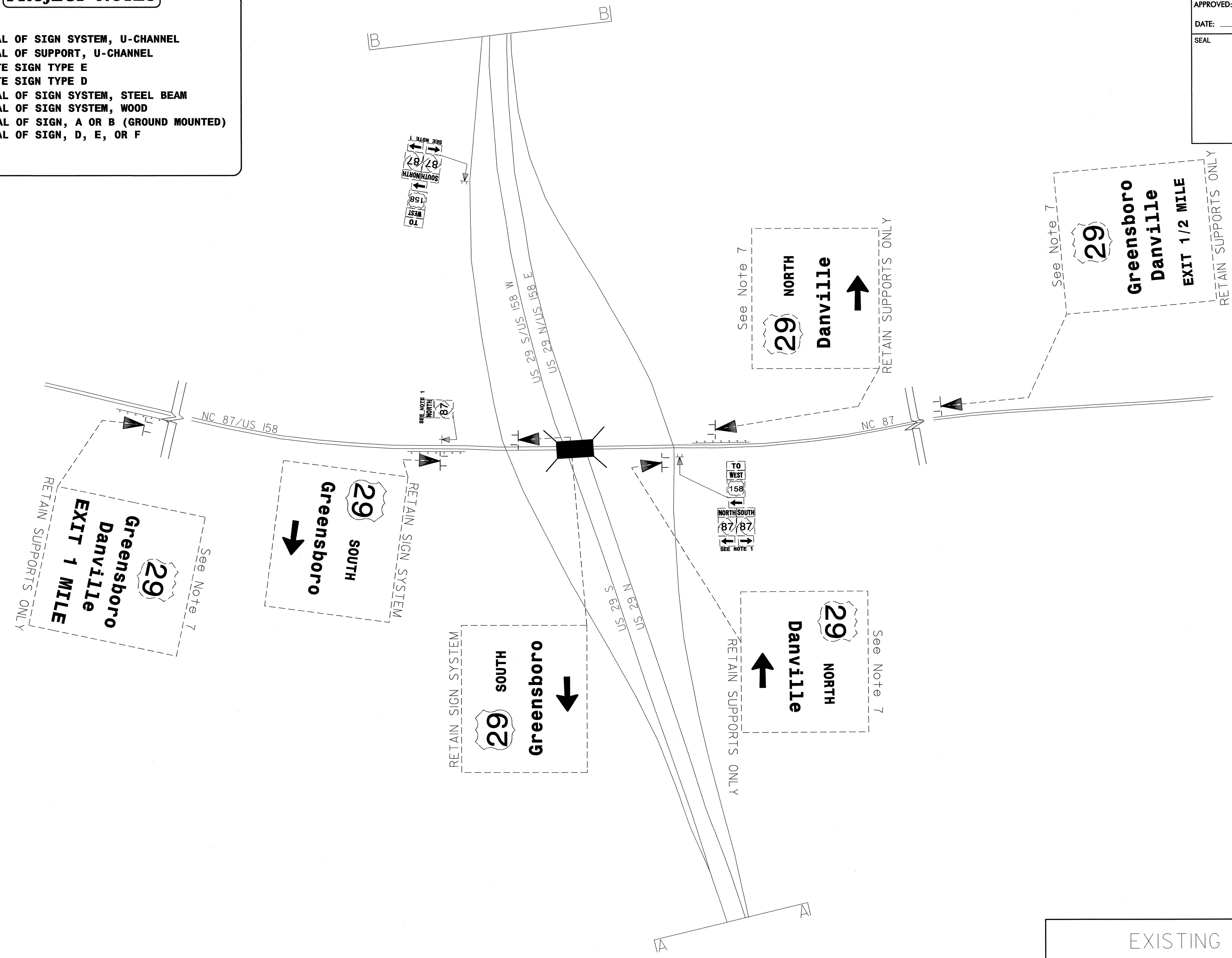
EXISTING SIGNS  
US 29 BUSINESS






TIP NO. U-3326A/B	SHEET NO. SIGN-17
APPROVED: <i>[Signature]</i>	
DATE: _____	
SEAL	

- PROJECT NOTES**
- 1 DISPOSAL OF SIGN SYSTEM, U-CHANNEL
  - 2 DISPOSAL OF SUPPORT, U-CHANNEL
  - 3 RELOCATE SIGN TYPE E
  - 4 RELOCATE SIGN TYPE D
  - 5 DISPOSAL OF SIGN SYSTEM, STEEL BEAM
  - 6 DISPOSAL OF SIGN SYSTEM, WOOD
  - 7 DISPOSAL OF SIGN, A OR B (GROUND MOUNTED)
  - 8 DISPOSAL OF SIGN, D, E, OR F



EXISTING SIGNS  
US 29 @ NC 87

TIP NO. U-3326AB	SHEET NO. SIGN-18
APPROVED: <i>R.W. King</i>	
DATE: _____	
SEAL	
	



**PROJECT NOTES**

- 1 DISPOSAL OF SIGN SYSTEM, U-CHANNEL
- 2 DISPOSAL OF SUPPORT, U-CHANNEL
- 3 RELOCATE SIGN TYPE E
- 4 RELOCATE SIGN TYPE D
- 5 DISPOSAL OF SIGN SYSTEM, STEEL BEAM
- 6 DISPOSAL OF SIGN SYSTEM, WOOD
- 7 DISPOSAL OF SIGN, A OR B (GROUND MOUNTED)
- 8 DISPOSAL OF SIGN, D, E, OR F

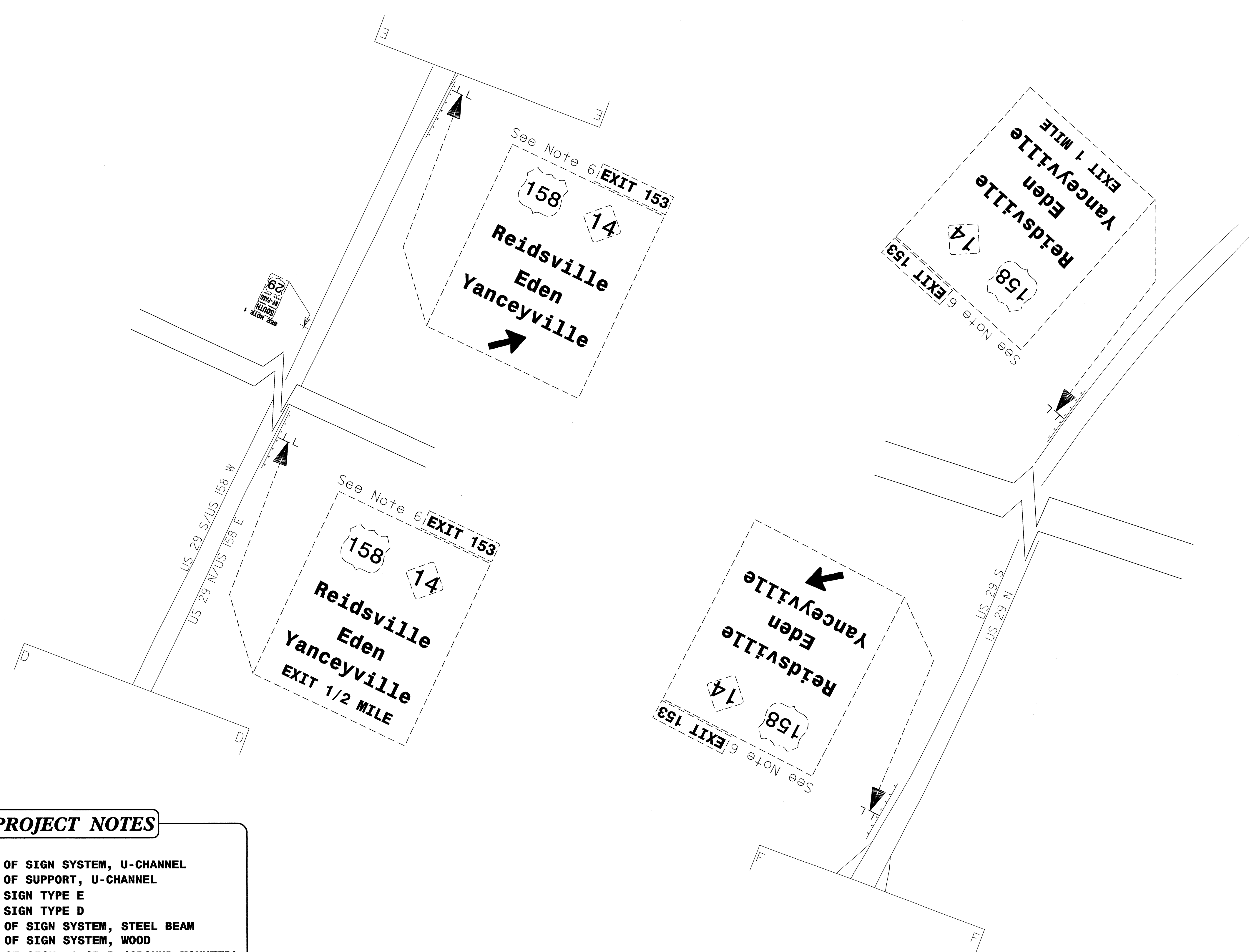
EXISTING SIGNS  
US 29

24-1105-20111559  
 J:\Projects\2011\1559\Traffic\Signing\CADD\Signing Layout Plans\U-3326-Sgn-Sgn-30.dgn  
 ST. LEMMON AT 12/27/18





TIP NO. U-3326A/B	SHEET NO. SIGN-20
APPROVED: <i>[Signature]</i>	
DATE: _____	
SEAL	



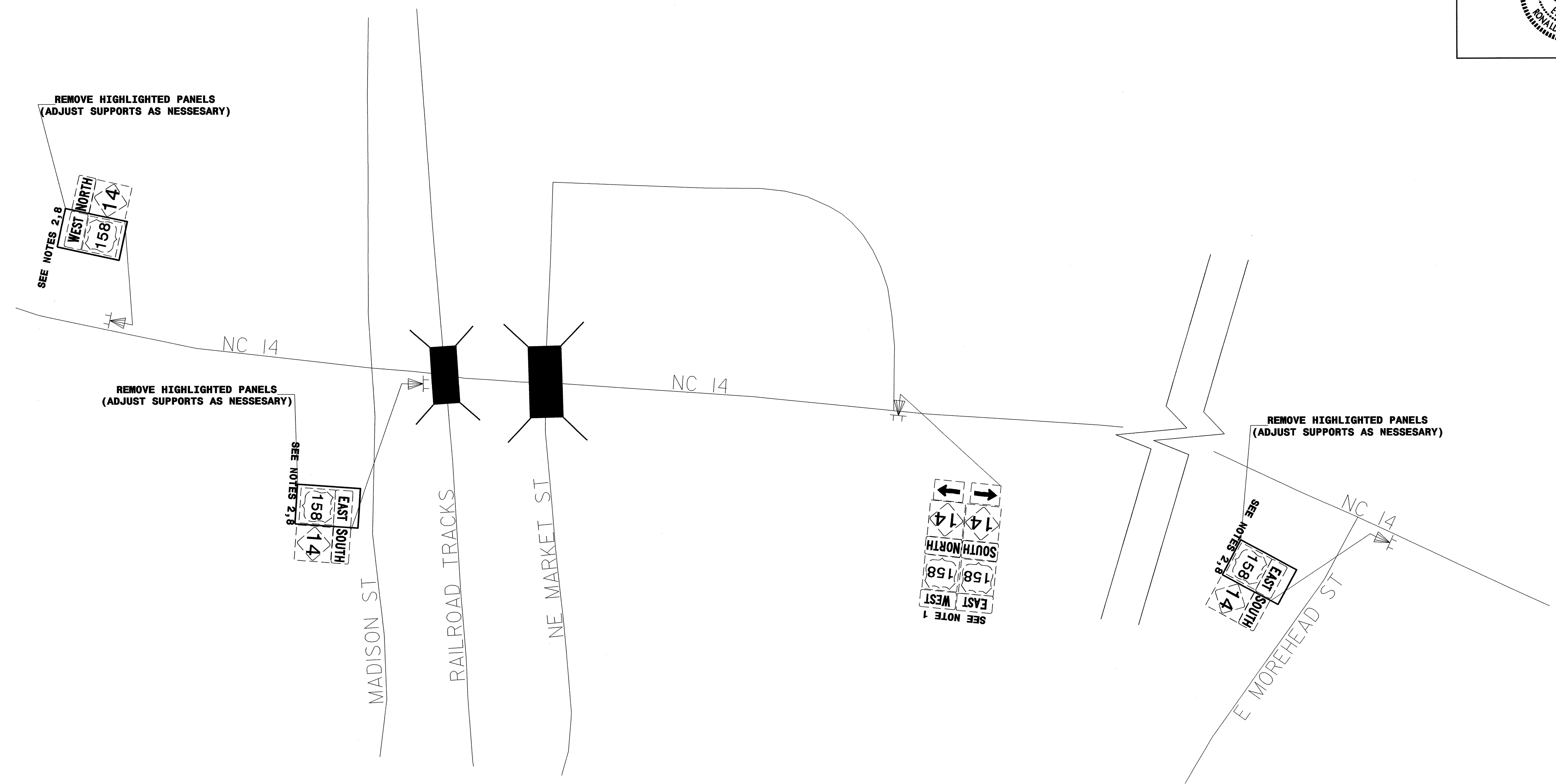
- PROJECT NOTES**
- 1 DISPOSAL OF SIGN SYSTEM, U-CHANNEL
  - 2 DISPOSAL OF SUPPORT, U-CHANNEL
  - 3 RELOCATE SIGN TYPE E
  - 4 RELOCATE SIGN TYPE D
  - 5 DISPOSAL OF SIGN SYSTEM, STEEL BEAM
  - 6 DISPOSAL OF SIGN SYSTEM, WOOD
  - 7 DISPOSAL OF SIGN, A OR B (GROUND MOUNTED)
  - 8 DISPOSAL OF SIGN, D, E, OR F

EXISTING SIGNS  
US 29

24-115-20116503  
 S:\Projects\115-20116503\115-20116503-Traffic\Signing\CADD\Signing Layout\Plans\U-3326-Sgn-Sign-Sign-33.dgn  
 S:\Projects\115-20116503\115-20116503-Traffic\Signing\CADD\Signing Layout\Plans\U-3326-Sgn-Sign-Sign-33.dgn  
 S:\Projects\115-20116503\115-20116503-Traffic\Signing\CADD\Signing Layout\Plans\U-3326-Sgn-Sign-Sign-33.dgn





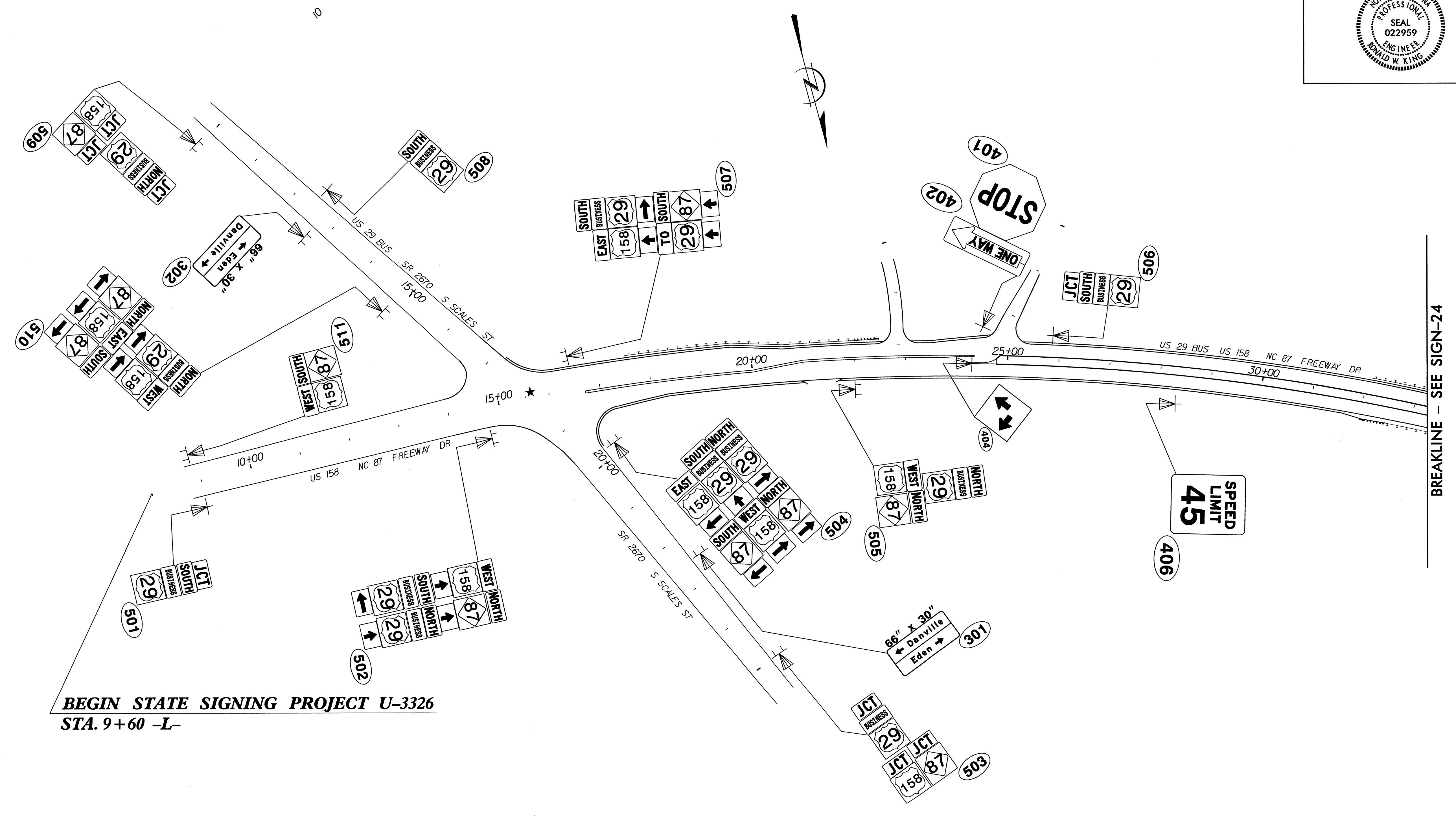


**PROJECT NOTES**

- 1 DISPOSAL OF SIGN SYSTEM, U-CHANNEL
- 2 DISPOSAL OF SUPPORT, U-CHANNEL
- 3 RELOCATE SIGN TYPE E
- 4 RELOCATE SIGN TYPE D
- 5 DISPOSAL OF SIGN SYSTEM, STEEL BEAM
- 6 DISPOSAL OF SIGN SYSTEM, WOOD
- 7 DISPOSAL OF SIGN, A OR B (GROUND MOUNTED)
- 8 DISPOSAL OF SIGN, D, E, OR F

EXISTING SIGNS  
NC 14

TIP NO. U-3326A-B	SHEET NO. SIGN-23
APPROVED: <i>[Signature]</i>	
DATE: 8/29/11	
SEAL	



**BEGIN STATE SIGNING PROJECT U-3326**  
**STA. 9+60 -L-**

★ **SIGNALIZED INTERSECTION**

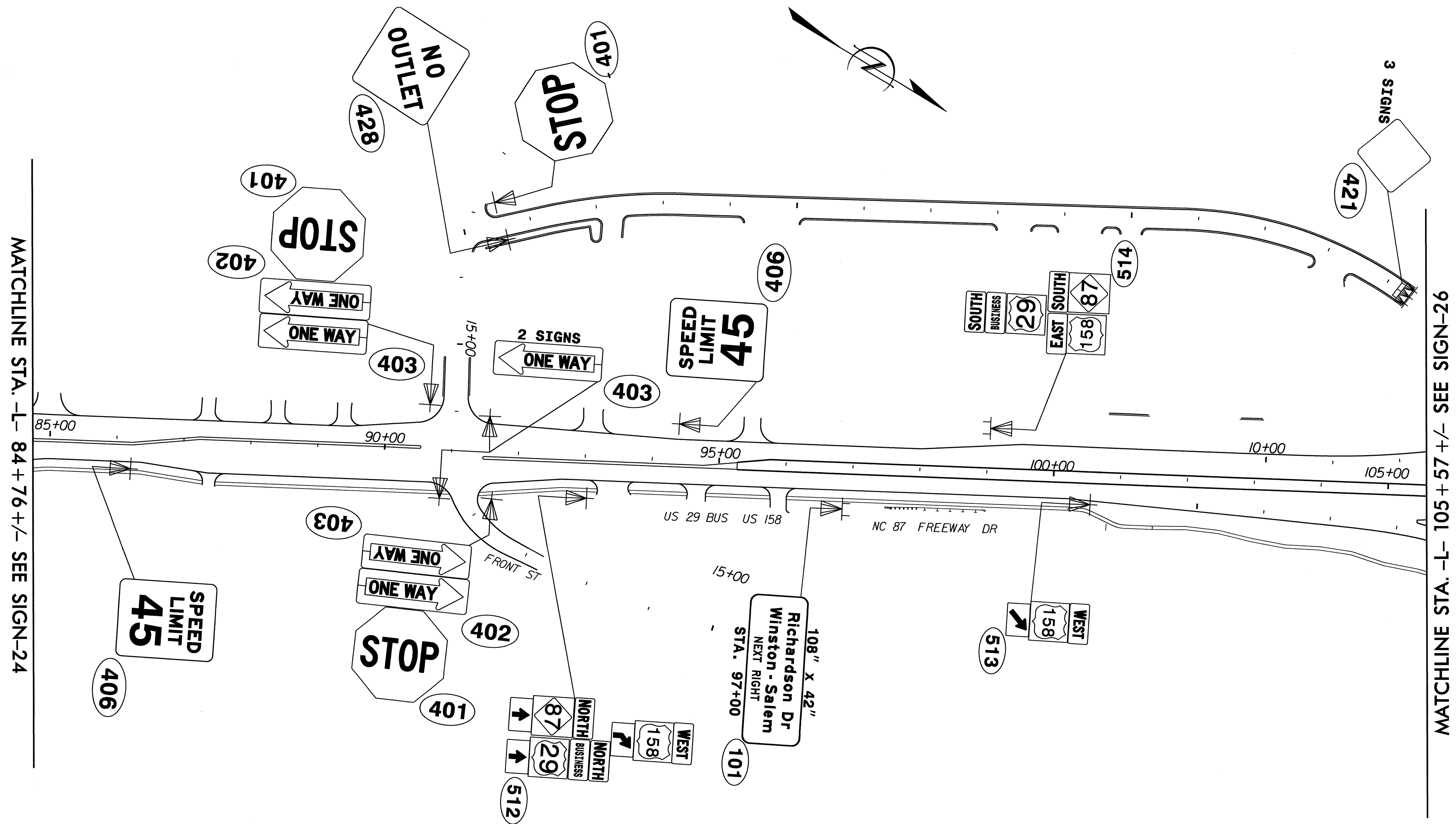
**PROPOSED SIGNS**  
**STA. 9+60 -L- TO STA. 33+20 -L-**  
**US29BUS-US158-NC87(FREEWAY DR)**

23 AUG 2011 17:39  
 U:\3326\Traffic\Signing\CADD\Signing Layout\Plans\U-3326-Sgn-Sgn-17.dgn  
 R. J. Soleman





TIP NO. U-3326A/B	SHEET NO. SIGN-25
APPROVED: <i>R. W. Gray</i>	
DATE: _____	
SEAL	

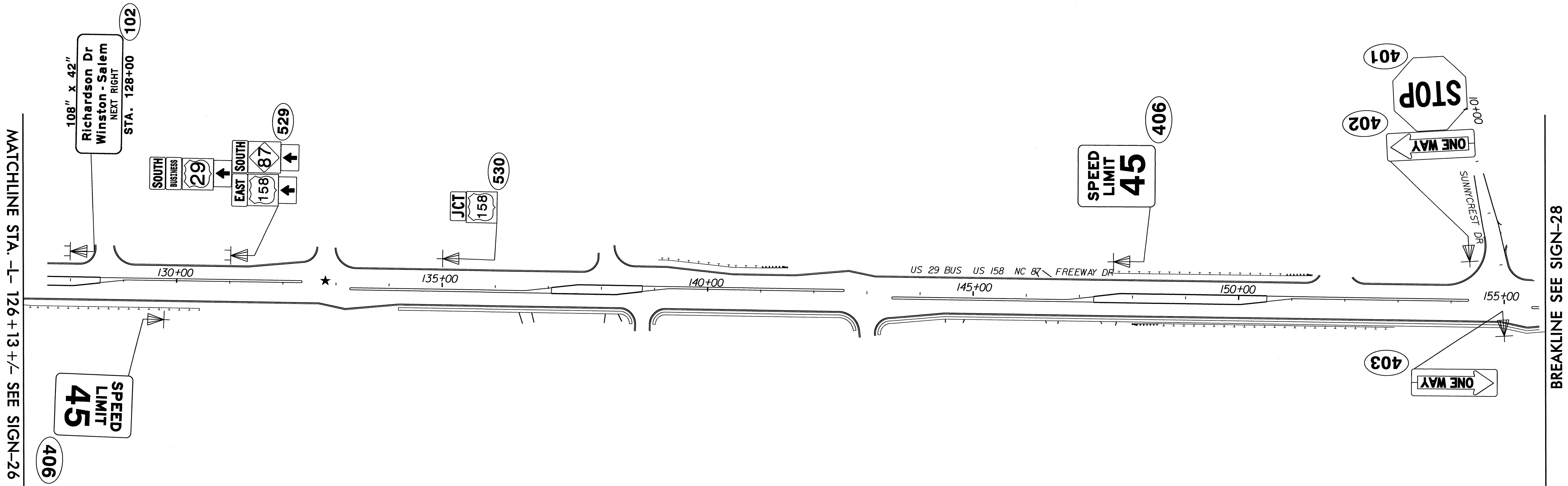
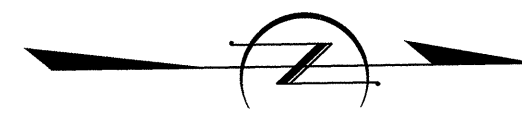


**PROPOSED SIGNS**  
**STA. 84+76 -L- TO STA. 105+57 -L-**  
**US29BUS-US158-NC87(FREEWAY DR)**

23-AUG-2011 11:42  
 C:\TIP\Projects\U-3326A\Traffic\Signing\CADD\Signing Layout Plans\U-3326-Sgn-Sgn-25-Sign-25.dgn  
 Coleman AT 11/24/08



TIP NO. U-3326A8	SHEET NO. SIGN-27
APPROVED: <i>R.W.K.</i>	
DATE: 8/29/11	
SEAL	



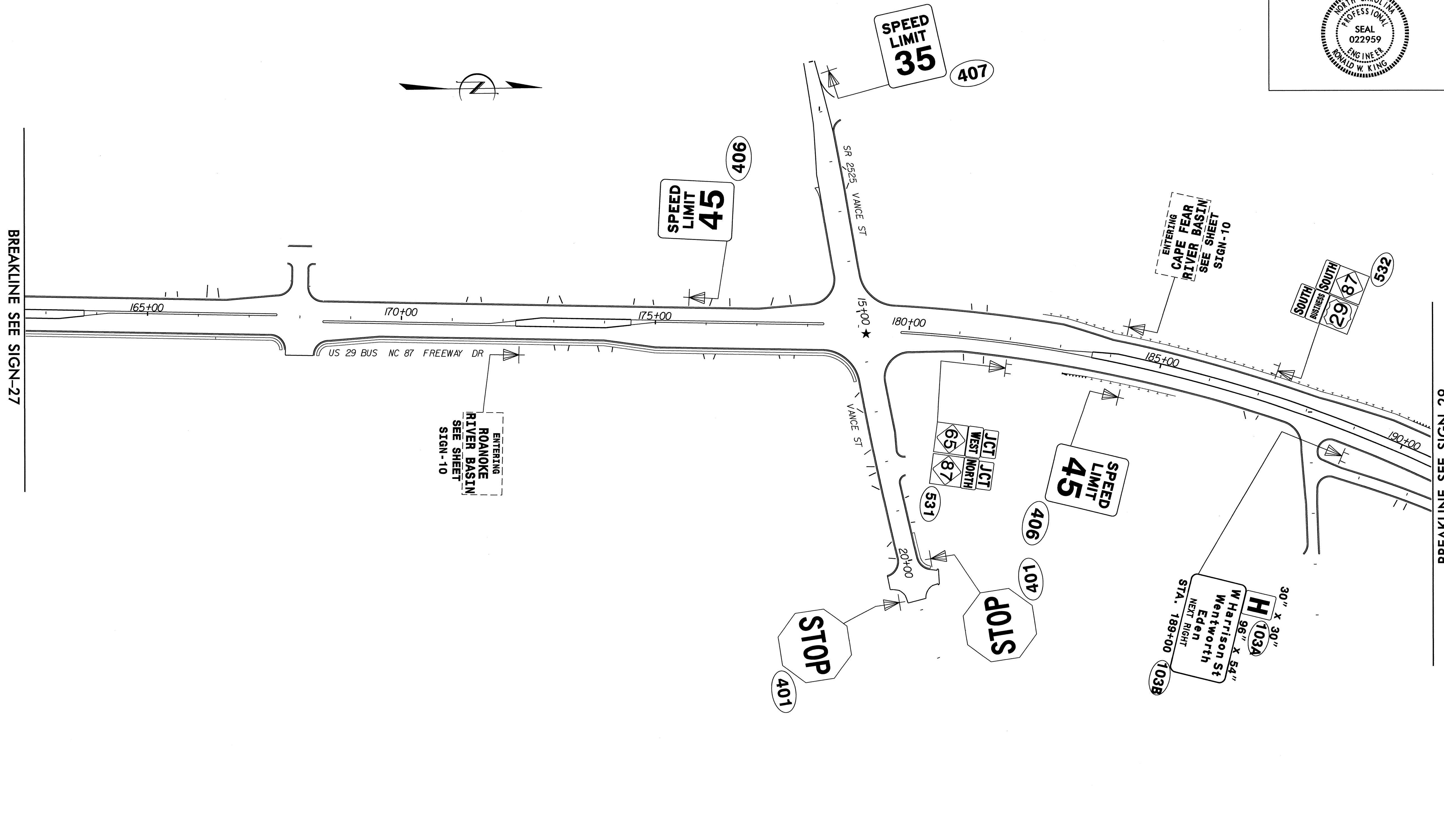
★ SIGNALIZED INTERSECTION

**PROPOSED SIGNS**  
**STA. 126+13 -L- TO STA. 155+10 -L-**  
**US29BUS-NC87(FREEWAY DR)**

23 AUG 2011 7:45  
 63 1156-Projects At  
 S.Coleman  
 U:\3326\Traffic\Signing\CADD\Signing Layout\Plans\U-3326\_Sgn-SGN-Sign-27.dgn  
 E247878



TIP NO. U-3326A/B	SHEET NO. SIGN-28
APPROVED: <i>R.W.K.</i>	
DATE: 8/29/11	
SEAL	



BREAKLINE SEE SIGN-27

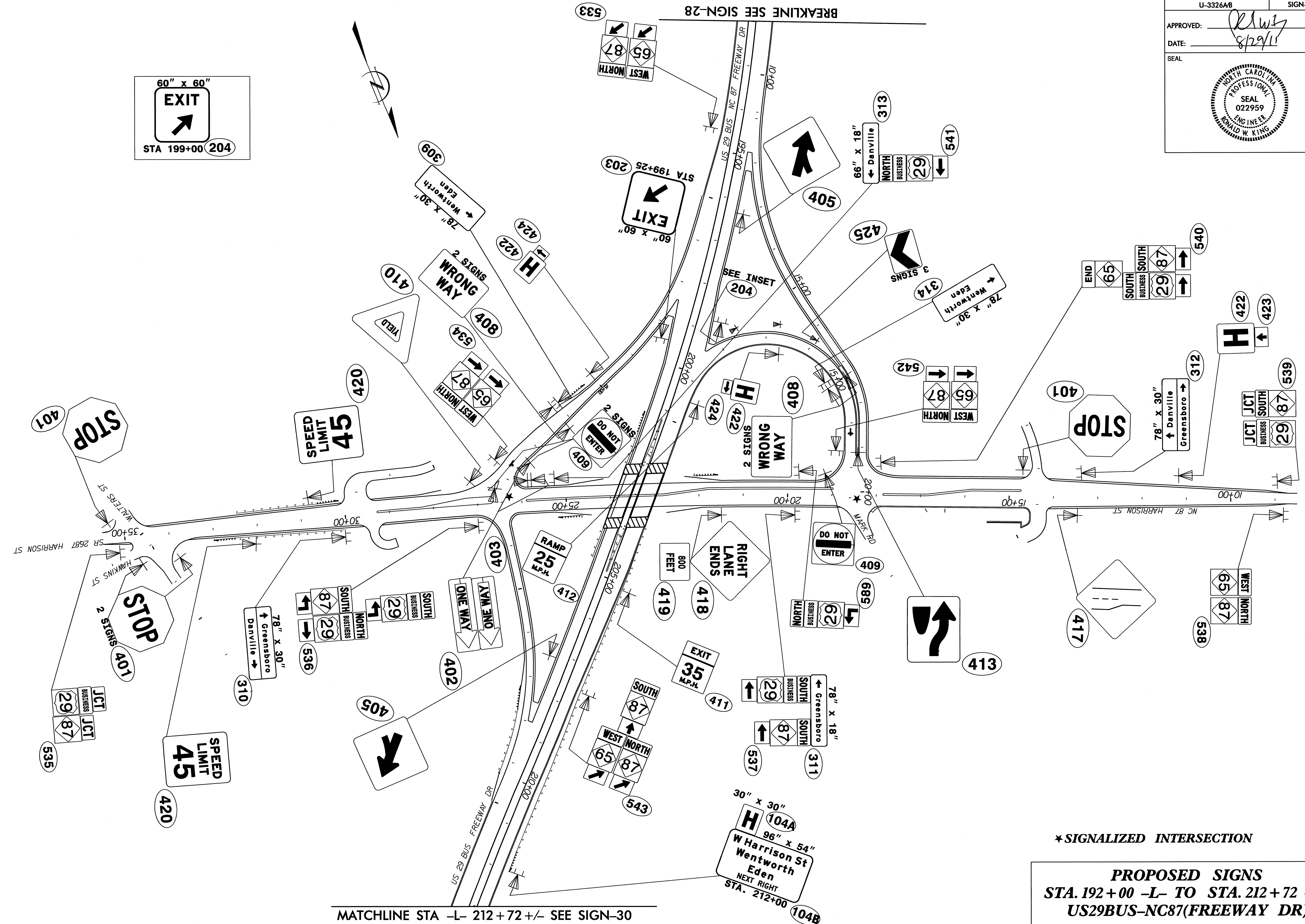
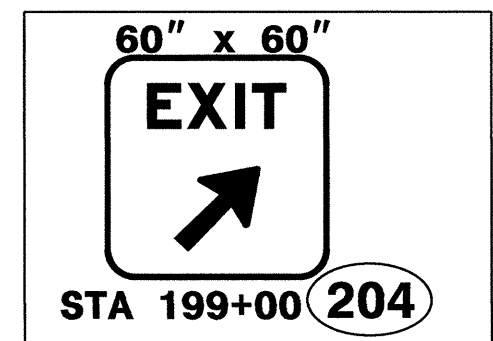
BREAKLINE SEE SIGN-26

★ SIGNALIZED INTERSECTION

**PROPOSED SIGNS**  
 STA. 162+50 -L- TO STA. 190+50 -L-  
 US29BUS-NC87(FREEWAY DR)

23-AUG-2011 11:47 AM  
 S:\Projects\11-2326\Traffic\Signing\CADD\Signing Layout Plans\U-3326-Sgn-SGN-Sign-22.dgn  
 Coleman AT 12/7/10

TIP NO. U-3326A/B	SHEET NO. SIGN-29
APPROVED: <i>[Signature]</i>	
DATE: 8/29/11	
SEAL	



\*SIGNALIZED INTERSECTION

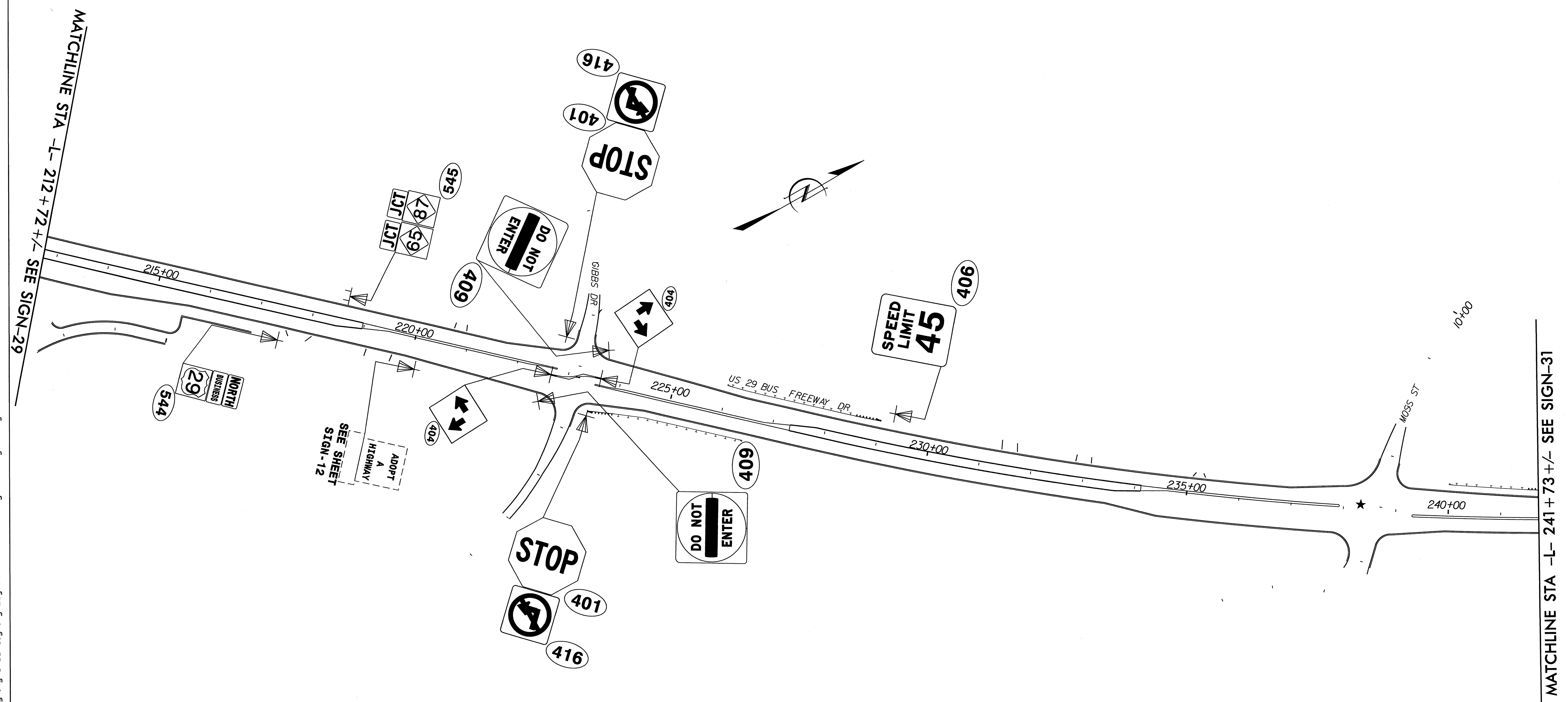
**PROPOSED SIGNS**  
**STA. 192+00 -L- TO STA. 212+72 -L-**  
**US29BUS-NC87(FREWAY DR)**

8/23/11 11:49 AM  
 C:\Users\scotlemm\Documents\2011\749\US29BUS-NC87-Freeway Dr\Traffic\Signing\CADD\Signing Layout Plans\U-3326-Sgn-Sgn-Sign-23.dgn  
 scotlemm

MATCHLINE STA -L- 212+72 +/- SEE SIGN-30

BREAKLINE SEE SIGN-28

TIP NO. U-3326A/B	SHEET NO. SIGN-30
APPROVED: <i>[Signature]</i>	
DATE: <i>[Signature]</i>	
SEAL	



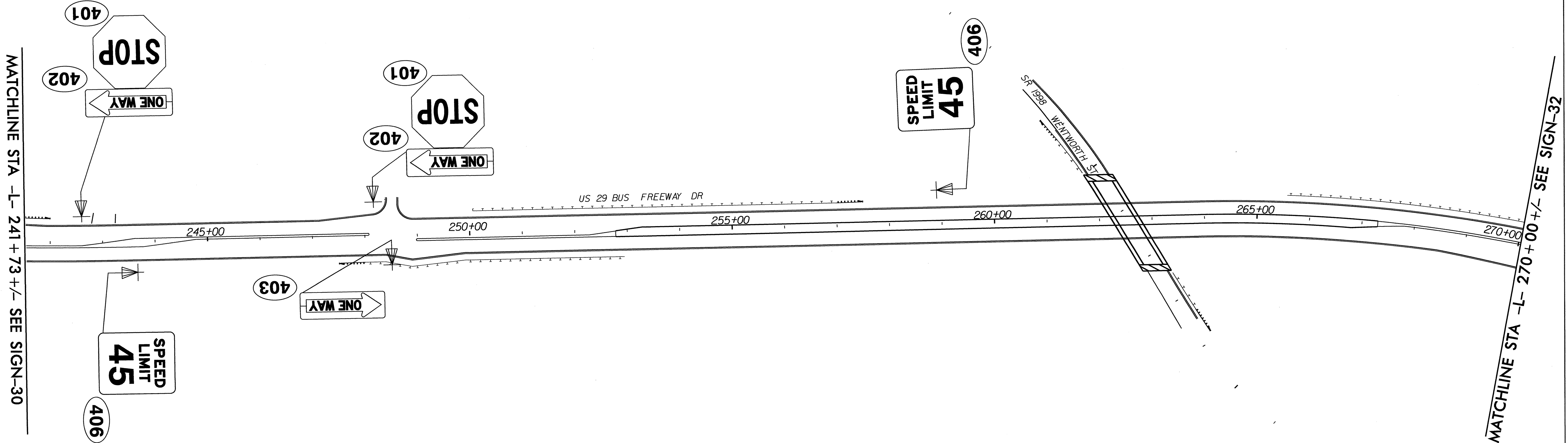


★ SIGNALIZED INTERSECTION

**PROPOSED SIGNS**  
 STA. 212+72 -L- TO STA. 241+73 -L-  
 US29BUS (FREEWAY DR)

23-AUG-2011 7:51 AM  
 S:\11\Projects\11-123456\11-123456-11-123456-11-123456.dgn  
 Scaleman



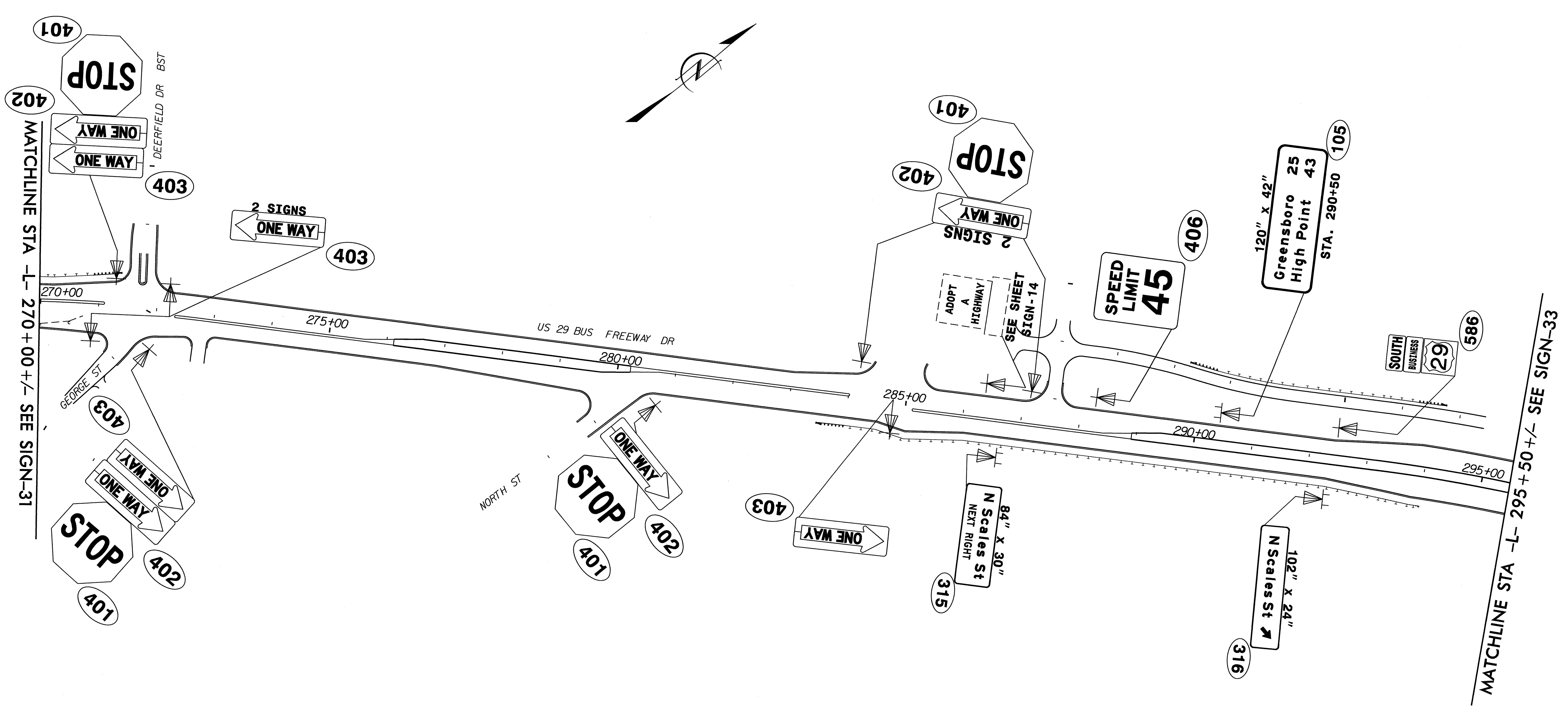
TIP NO. U-3326AB	SHEET NO. SIGN-31
APPROVED: <i>RW King</i>	
DATE: 8/29/11	
SEAL	



23-AUG-2011 11:52 AM  
 S:\Projects\11-3326\11-3326-Office\Signing\CADD\Signing Layout Plans\U-3326-Sgn-Sgn-Sign-25.dgn  
 R. King  
 022959

**PROPOSED SIGNS**  
**STA. 241+73 -L- TO STA. 270+00 -L-**  
**US29BUS (FREEWAY DR)**

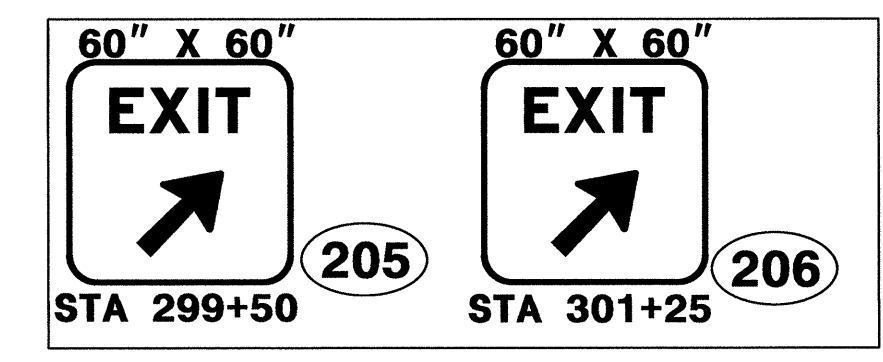
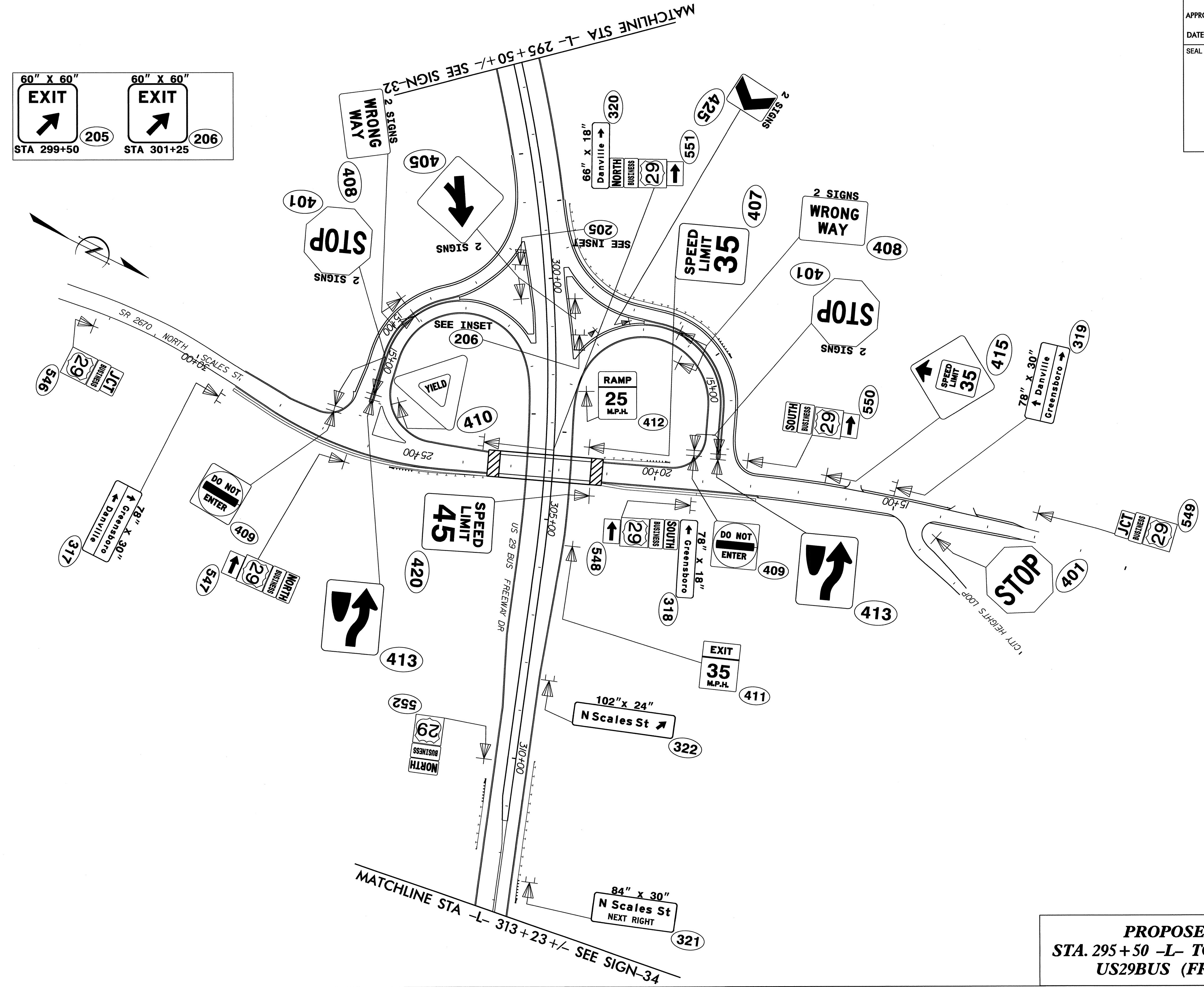
TIP NO. U-3326AB	SHEET NO. SIGN-32
APPROVED: <i>RW7</i>	
DATE: <i>8/29/11</i>	
SEAL	



**PROPOSED SIGNS**  
**STA. 270+00 -L- TO STA. 295+50 -L-**  
**US29BUS (FREEWAY DR)**

24 AUG 2011 15:52  
 UN3326AB-T-Office\Signing\CAOD\Signing Layout\Plans\U-3326.Sgn..Sgn..Sign-26.dgn  
 Scaleman  
 11/27/11

TIP NO. U-3326A/B	SHEET NO. SIGN-33
APPROVED: <i>[Signature]</i>	
DATE: _____	
SEAL	

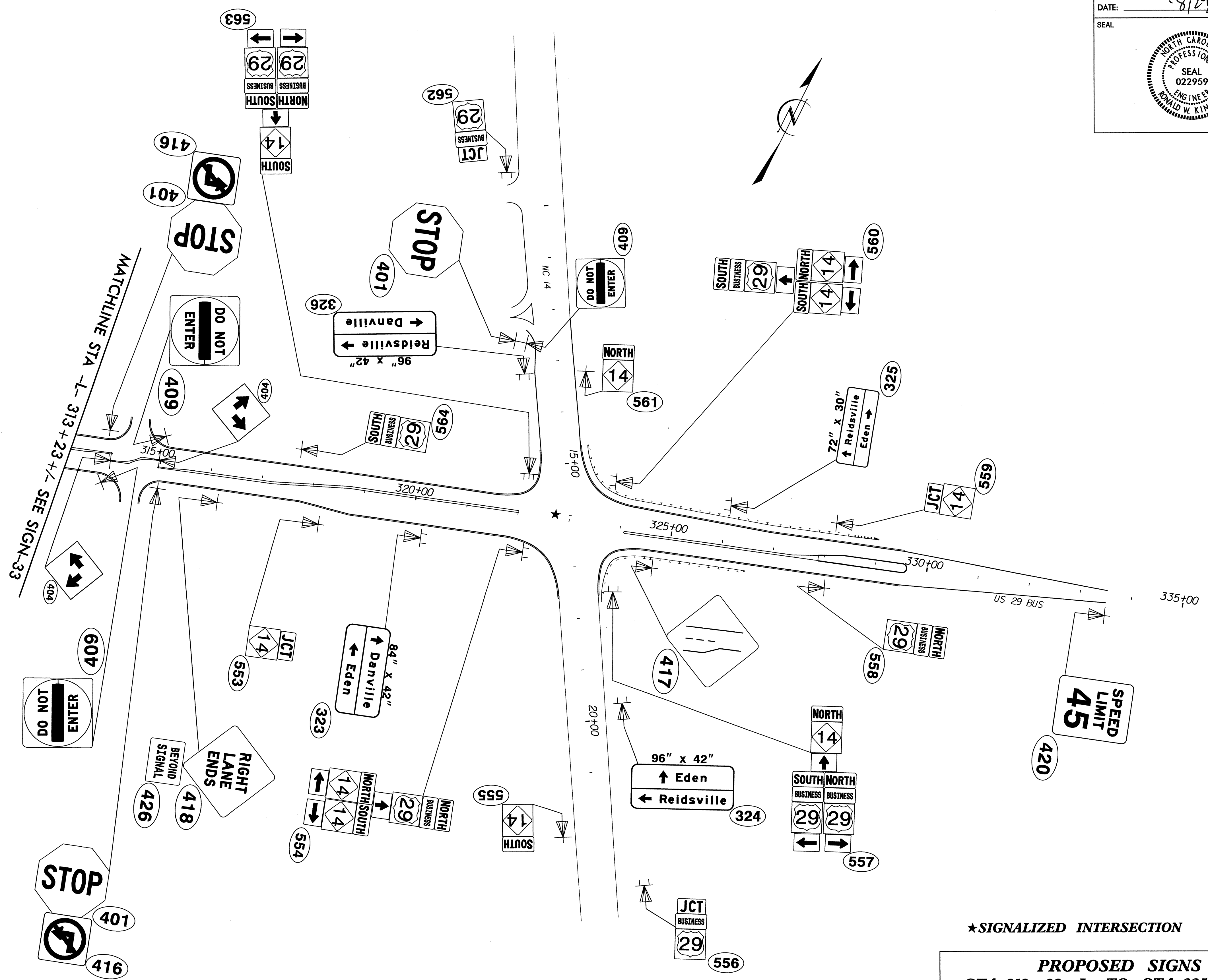


**PROPOSED SIGNS**  
**STA. 295+50 -L- TO STA. 313+23 -L-**  
**US29BUS (FREEWAY DR)**

24-AUG-2011 15:54  
 S:\Projects\2011\20110826\Traffic\Signing\CADD\Signing Layout Plans\U-3326-Sgn.Sgn.Sgn-27.dgn  
 S:\Projects\2011\20110826\Traffic\Signing\CADD\Signing Layout Plans\U-3326-Sgn.Sgn.Sgn-27.dgn  
 S:\Projects\2011\20110826\Traffic\Signing\CADD\Signing Layout Plans\U-3326-Sgn.Sgn.Sgn-27.dgn



TIP NO. U-3326A/B	SHEET NO. SIGN-34
APPROVED: <i>[Signature]</i>	
DATE: <i>[Signature]</i>	
SEAL	

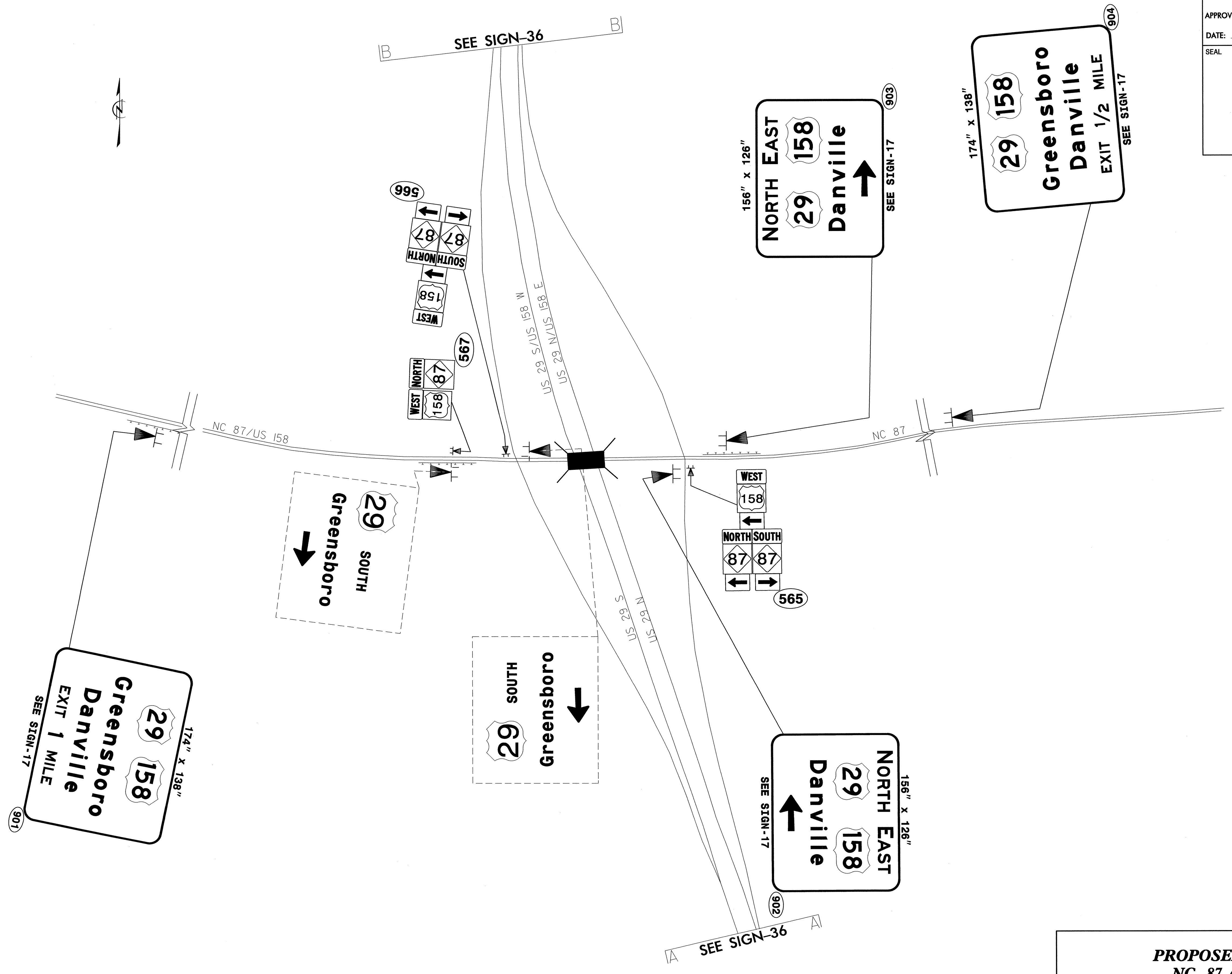


★SIGNALIZED INTERSECTION

**PROPOSED SIGNS**  
**STA. 313+23 -L- TO STA. 335+00 -L-**  
**US29BUS (FREEWAY DR)**


24-AUG-2011 15:56  
 S:\Projects\2011\1556\Traffic\Signing\CADD\Signing Layout Plans\U-3326-Sgn-Sgn-Sign-28.dgn  
 AT 12/7/09  
 S. Coleman

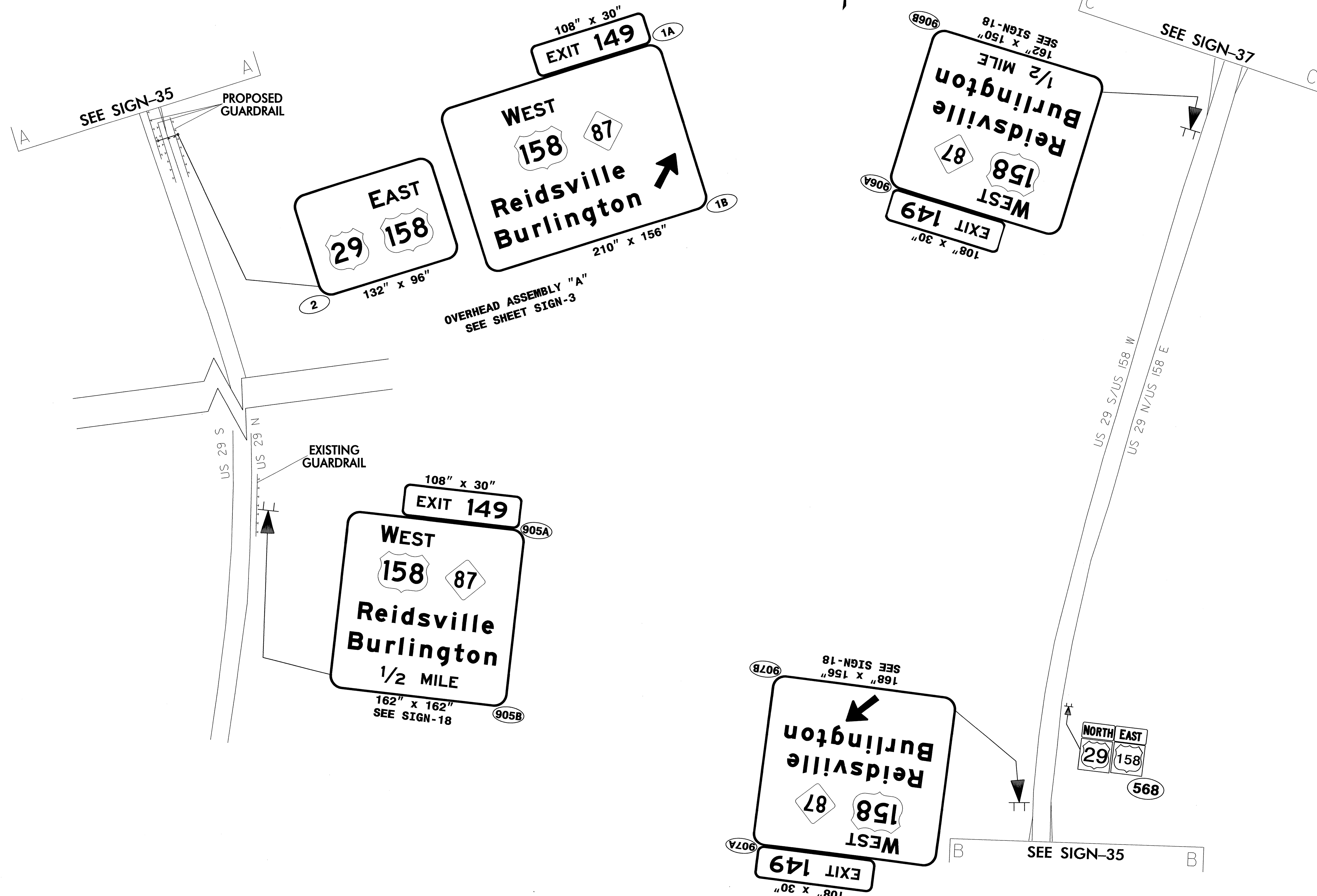
TIP NO. U-3326A/B	SHEET NO. SIGN-35
APPROVED: <i>[Signature]</i>	
DATE: <i>[Signature]</i>	
SEAL	



**PROPOSED SIGNS**  
NC 87 /US 158

24-AUG-2011 15:58  
 P:\TIP-projects-U-3326A\Traffic\Signing\CADD\Signing Layout Plans\U-3326\_Sgn\_SGN\_Sign-29a.dgn  
 Coleman AT LE47878

TIP NO. U-3326A/B	SHEET NO. SIGN-36
APPROVED: <i>RWF</i>	
DATE: <i>8/29/11</i>	
SEAL	
	

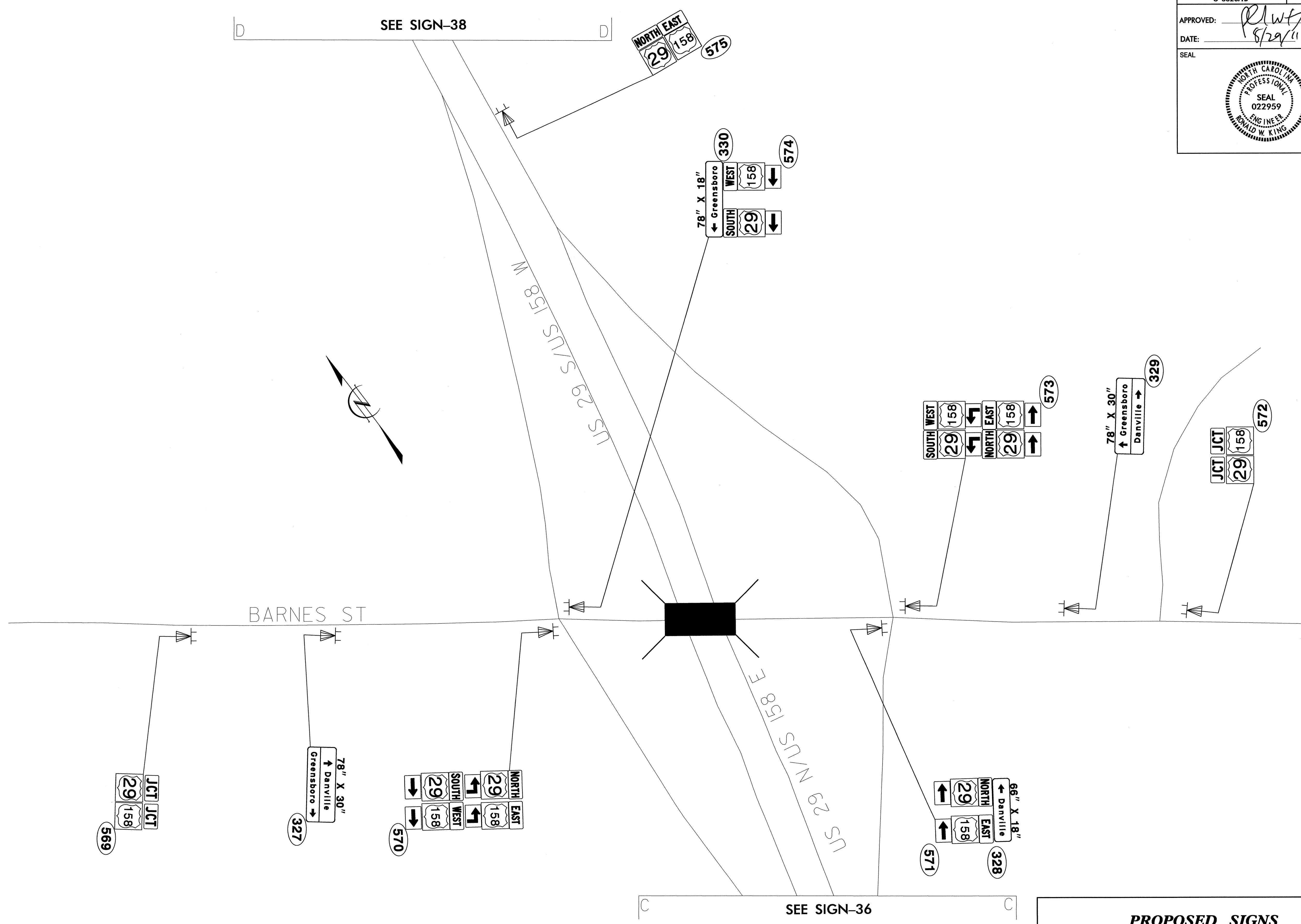


**PROPOSED SIGNS**  
**US 29 /US 158**

24-115-2011600 UN3326A/B Traffic Signing CAD Drawing Layout Plans U-3326-Sgn-Sgn-Sign-30a.dgn  
 8/29/11  
 ST. Coleman



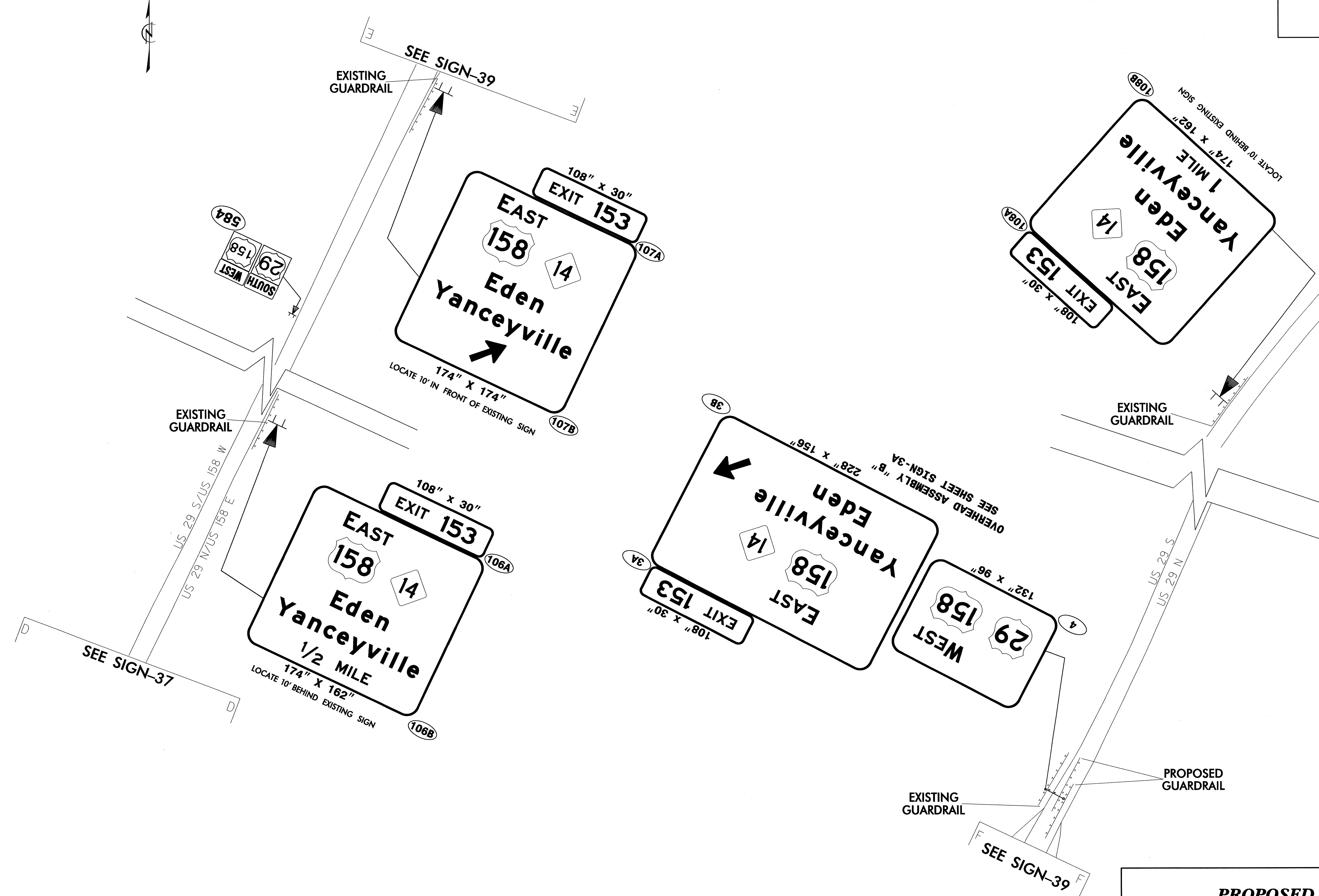

TIP NO. U-3326AB	SHEET NO. SIGN-37
APPROVED: <i>Rlw</i>	
DATE: 8/29/11	
SEAL	



**PROPOSED SIGNS**  
US 29 /US 158


24-MIS-20116602 (U:\3326)\Traffic\Signing\CAOD\Signing Layout Plans\U-3326\_Sgn\_SGN\_sgn-32a.dgn  
 T:\p\j\at\1247878  
 Soleman

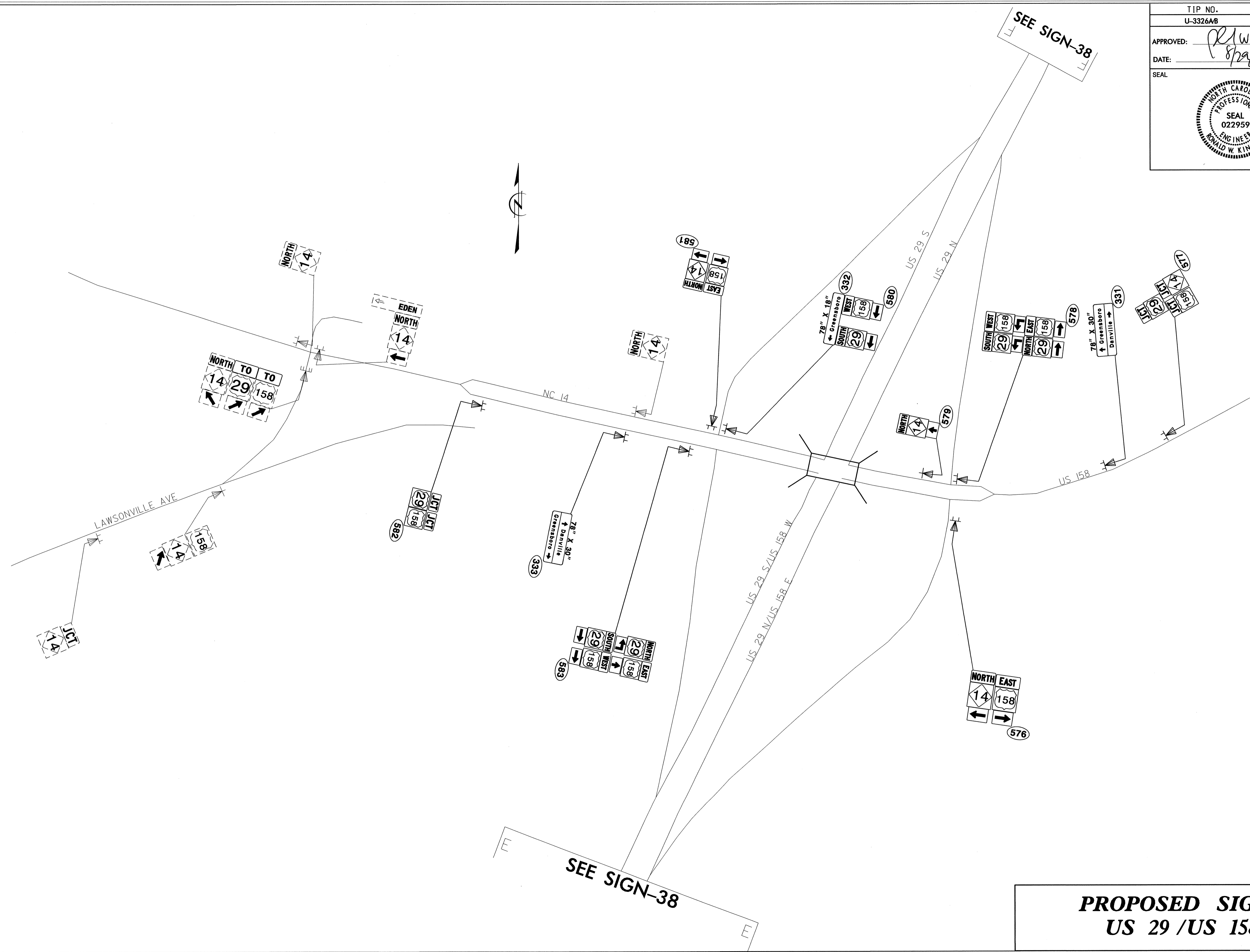
TIP NO. U-3326A/B	SHEET NO. SIGN-38
APPROVED: <i>[Signature]</i>	
DATE: 6/29/11	
SEAL	



**PROPOSED SIGNS**  
US 29 / US 158

24-416-201116-05  
 S:\Projects\2011\16-05\US2926\Traffic\Signing\CADD\Signing\_Layout\Plans\U-3326-Sign\_S01.sgn-33a.dgn  
 6/29/11 12:27:58

TIP NO. U-3326A/B	SHEET NO. SIGN-39
APPROVED: <i>R.W. Spay II</i>	
DATE: _____	
SEAL	
	

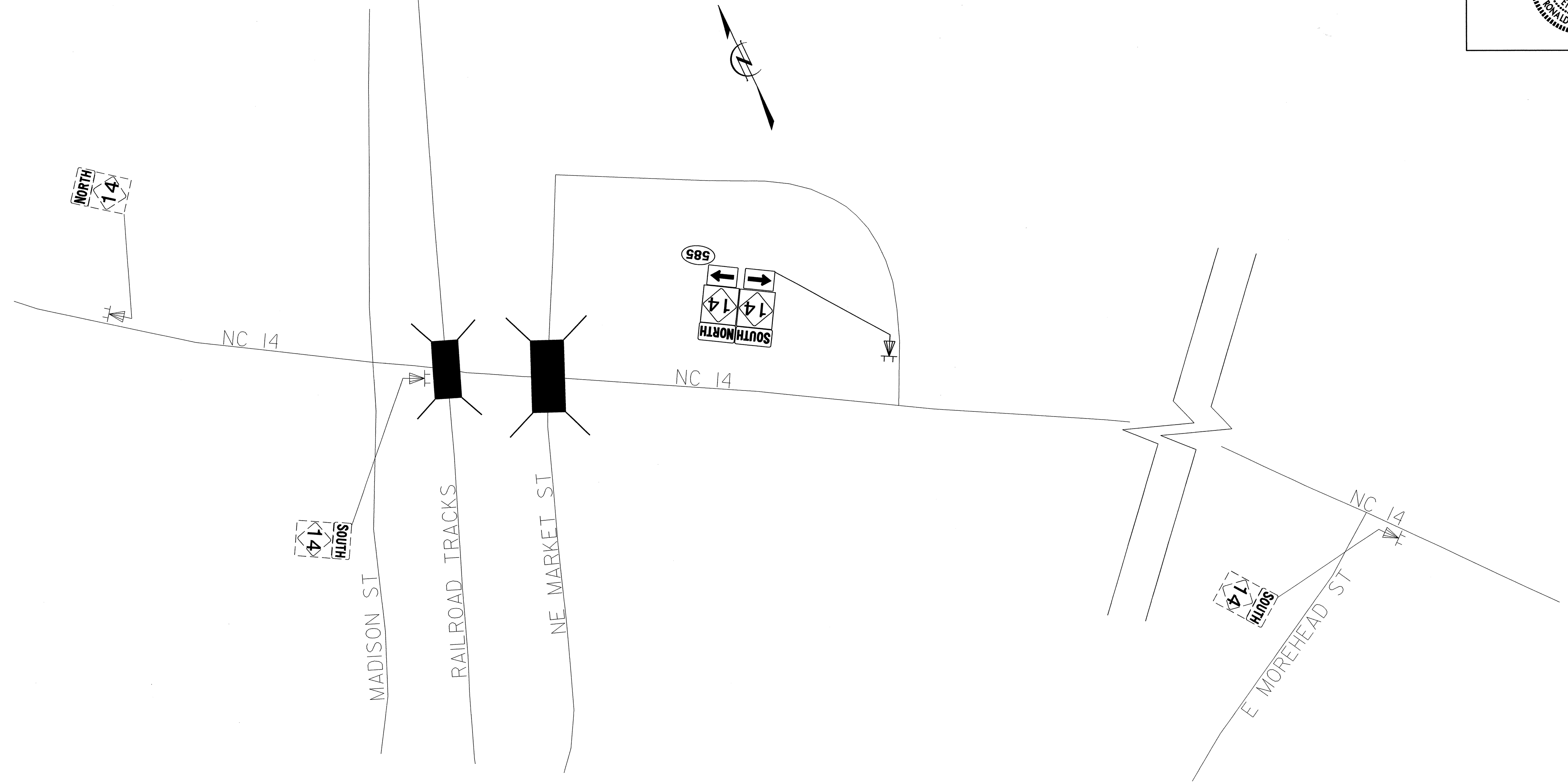


**PROPOSED SIGNS**  
**US 29 /US 158**

24-AUG-2011 10:07 AM  
 C:\Users\scotman\Documents\Projects\2011\20110824\20110824\Signing\CADD\Signing\_Layout\_Plans\U-3326\_Sgn\_Sgn.sgn-39a.dgn  
 Project: 20110824  
 Scale: 1/8" = 1'-0"



TIP NO. U-3326A/B	SHEET NO. SIGN-40
APPROVED: <i>R. King</i>	
DATE: <i>8/24/18</i>	
SEAL	



**PROPOSED SIGNS  
NC 14**

24-AUG-2018 09:51:11 AM  
 S:\Projects\18-0000\Traffic\Signing\CADD\Signing Layout Plans\U-3326\_Sgn\_SGN\_Sign-36a.dgn  
 Solesman AT 12/27/18