

**STATE OF NORTH CAROLINA
DEPARTMENT OF TRANSPORTATION**

TIP NO. B-4588	SHEET NO. SIGN-1
APPROVED: <i>[Signature]</i>	
DATE: 9-20-11	
SEAL	

**SIGNING PLAN
NASH COUNTIES**

LOCATION: BRIDGE NO.1 OVER STONEY CREEK SR 1670

T.I.P.: B-4588

CONTRACT: C202749

PAY ITEM NOTES

1	DISPOSAL OF SIGN SYSTEM, U-CHANNEL
2	DISPOSAL OF SIGN SYSTEM, WOOD
3	DISPOSAL OF SUPPORT, U-CHANNEL
4	SIGN ERECTION, RELOCATE SIGN, TYPE E

GENERAL NOTES

- . SIGNS FURNISHED BY STATE
- . ALL TYPE 'D' SIGNS SHALL BE MOUNTED ON TWO U-CHANNEL POSTS UNLESS OTHERWISE INDICATED ON THE PLANS.
- . IF REMOVAL OR RELOCATION OF SIGNS ON PRIVATE STREET (NON-STATE MAINTAINED) IS REQUIRED DUE TO CONSTRUCTION, THE CONTRACTOR SHALL INFORM THE ENGINEER. THE WORK WILL BE COMPLETED BY OTHERS.
- . SIGNING PLANS DO NOT INCLUDE TEMPORARY CONSTRUCTION SIGNING OR PAVEMENT MARKINGS. SEE TRAFFIC CONTROL PLANS.
- . WHEN NOT STATIONED OR DIMENSIONED ON PLANS, ALL 'E' AND 'F' SIGNS SHALL BE FIELD LOCATED BY THE ENGINEER
- . ALL EXISTING SIGNS ON WOOD POST WITHIN THE PROJECT LIMITS SHALL BE REMOVED AND DISPOSED OF UNLESS OTHERWISE NOTED ON PLANS.
- . WHEN EXISTING SIGNS ARE REMOVED AND INSTALLED ON NEW SUPPORTS, THE RE-ERECTION SHALL IMMEDIATELY FOLLOW THE REMOVAL.
- . THE BACKGROUND FOR TYPE E & F SIGNS SHALL BE TYPE C REFLECTIVE SHEETING.
- . SEE ROADWAY PLANS FOR GUARD/GUIDE RAIL DETAILS.

SUMMARY OF QUANTITIES

ITEM NO.	ITEM DESCRIPTION		QUANTITY	UNIT
DESC. NO.	SECT. NO.			
4072000000	903	SUPPORTS, 3 LB U-CHANNEL	95	L.F.
4096000000	904	SIGN ERECTION, TYPE D	2	EA.
4102000000	904	SIGN ERECTION, TYPE E	1	EA.
4116100000	904	SIGN ERECTION, RELOCATE SIGN TYPE E	1	EA.
4155000000	907	DISPOSAL OF SIGN SYSTEM, U-CHANNEL	6	EA.
4158000000	907	DISPOSAL OF SIGN SYSTEM, WOOD	2	EA.
4192000000	907	DISPOSAL OF SUPPORT, U-CHANNEL	1	EA.

ROADWAY STANDARD DRAWING

THE FOLLOWING ROADWAY STANDARDS AS APPEAR IN "ROADWAY STANDARD DRAWINGS" - PROJECT SERVICES UNIT - N.C. DEPARTMENT OF TRANSPORTATION - RALEIGH, N.C., DATED JULY 2006 ARE APPLICABLE TO THIS PROJECT AND BY REFERENCE HEREBY ARE CONSIDERED A PART OF THESE PLANS:


STD. NO.	TITLE
904.10	ORIENTATION OF GROUND MOUNTED SIGNS
904.50	MOUNTING OF TYPE 'D', 'E' AND 'F' SIGNS ON 'U' CHANNEL POST

INDEX

SHEET NO.	DESCRIPTION
SIGN - 1	TITLE SHEET - SUMMARY OF QUANTITIES, ROADWAY STANDARD DRAWINGS, INDEX, & NOTES
SIGN - 2	TYPE "D" SIGN
SIGN - 3	TYPE "E" SIGN
SIGN - 4	SIGN DETAIL SHEET


PLAN PREPARED BY: N.C.D.O.T. SIGNING AND DELINEATION UNIT

Ayman I Alqudwah, P.E. SIGNING & DELINEATION REGIONAL ENGINEER
Eric E Ward SIGNING & DELINEATION DESIGN ENGINEER



TIP NO. B-4588 SHEET NO. SIGN-2

APPROVED: [Signature] DATE: 9-20-11



SIGN NUMBER: 301,302	BACKG COLOR: Green	DESIGN BY: E WARD	CHECKED BY:	DATE: Sep 19, 2011
TYPE: D	COPY COLOR: White	PROJECT ID: B-4588	DIV: 4	
QUANTITY: 1				
SIGN WIDTH: 5'-6"				
HEIGHT: 1'-6"				
TOTAL AREA: 8.3 Sq.Ft.				
BORDER TYPE: FLUSH				
RECESS: 0"				
WIDTH: 0.75"				
RADII: 3"				
NO. Z BARS:	MAT'L: 0.125" (3.2 mm) ALUMINUM			
LENGTH:				

BORDER R=3" TH=0.75"

Spacing Factor is 1 unless specified otherwise

LETTER POSITIONS

Letter spacings are to start of next letter

Letter Spacings													Series/Size	Text Length			
S	t	o	n	e	y	c	r	e	e	k							D 2000
7.4	4.4	2.8	4.6	4.4	3.9	4.5	6	5.3	2.8	4.1	4.4	3.8	7.4				51.1


FILENAME: B-4588 Guidesign NORTH CAROLINA D.O.T. SIGN DETAIL

TYPE "D" SIGN

P:\SPE-2011617\B-4588\Traffic\Sign Design\CA00\Sign Design\B-4588 Guidesign.dgn
 erlward AT 11/24/2011


TIP NO. B-4588	SHEET NO. SIGN-3
APPROVED: <i>[Signature]</i>	
DATE: 9-20-11	

408 QUANTITY REQ'D 1



36" X 36"
R1-1

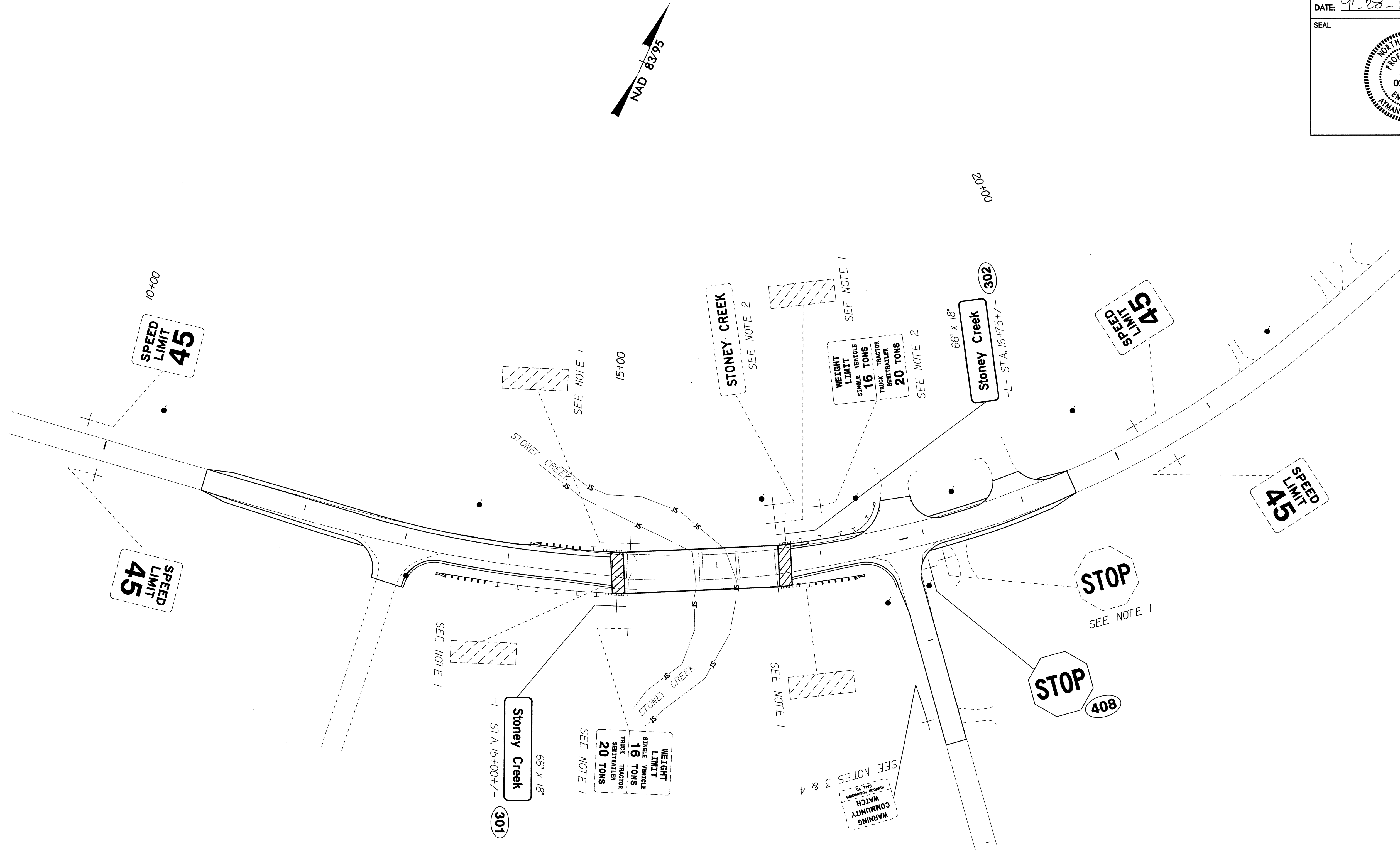
ONE "U" POST PER SIGN



I:\SEP-2011\620
 B-4588-Traffic\Signing\CADD\Signing Layout Plans\B-4588_Title.dgn
 ericward AT 12:47:50

TYPE "E" SIGNS

TIP NO. B-4588	SHEET NO. SIGN-4
APPROVED: <i>[Signature]</i>	
DATE: 9-20-11	
SEAL	



SIGN DETAIL SHEET

I:\SEP-2011\6588
 P:\TIP\B-4588\Traffic\Signing\CADD\Signing Layout\Plans\B4588_base.sgn.dgn
 9/20/11 10:24:50 AM