

8/17/99

REVISIONS

CROSS SECTION SUMMARY

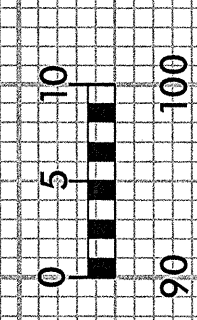
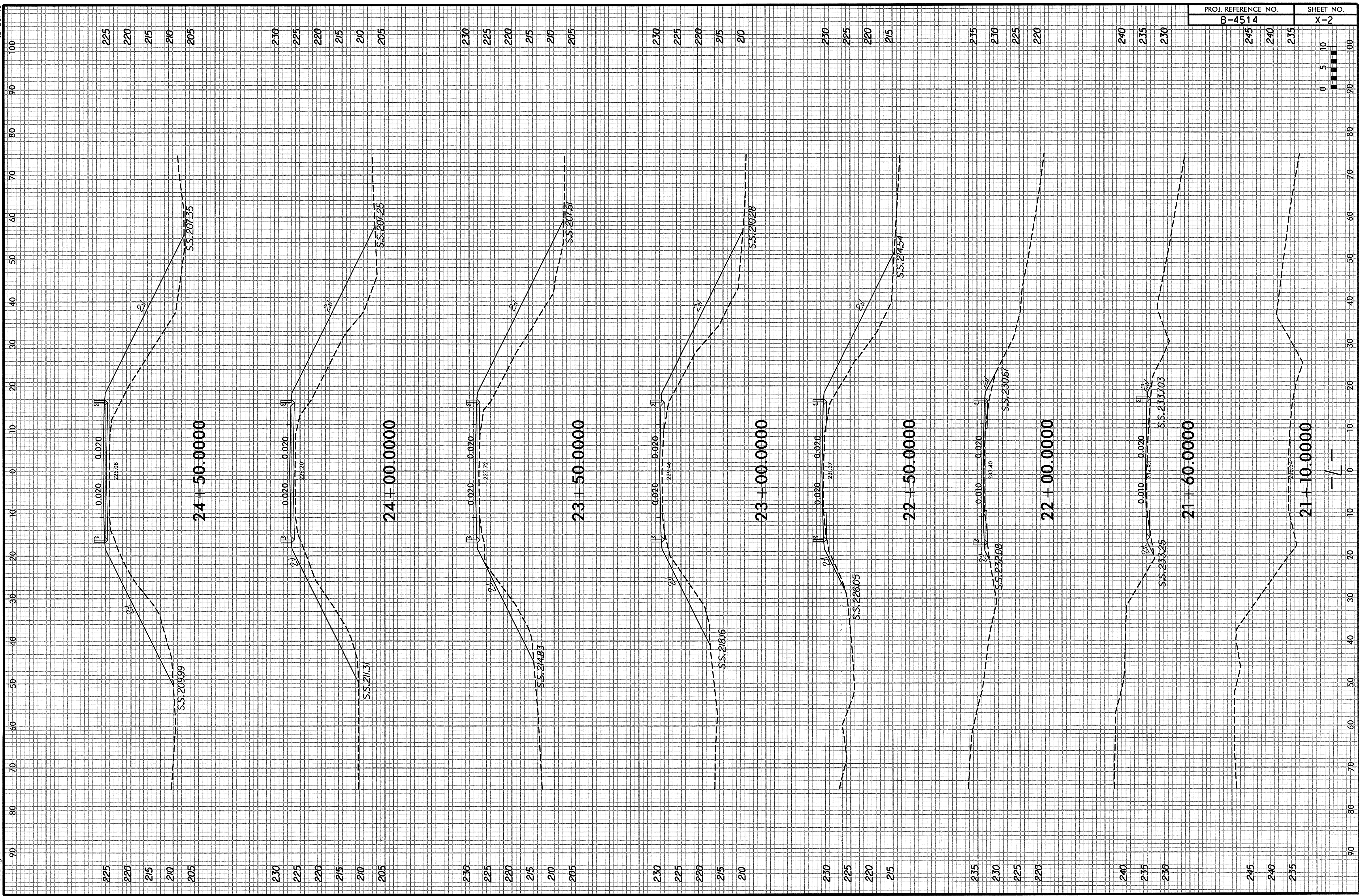
NOTE: EMBANKMENT COLUMN DOES NOT INCLUDE BACKFILL FOR UNDERCUT

STATION L	UNCL. EXC. (CU. YD.)	EMBT. (CU. YD.)
21+10.00	-	-
21+60.00	2	6
22+00.00	3	10
22+50.00	4	134
23+00.00	3	314
23+50.00	1	405
24+00.00	0	519
24+50.00	0	606
25+00.00	0	671
25+25.00	0	367
28+10.00	-	-
28+50.00	10	144
29+00.00	23	130
29+55.00	32	236
30+05.00	12	174

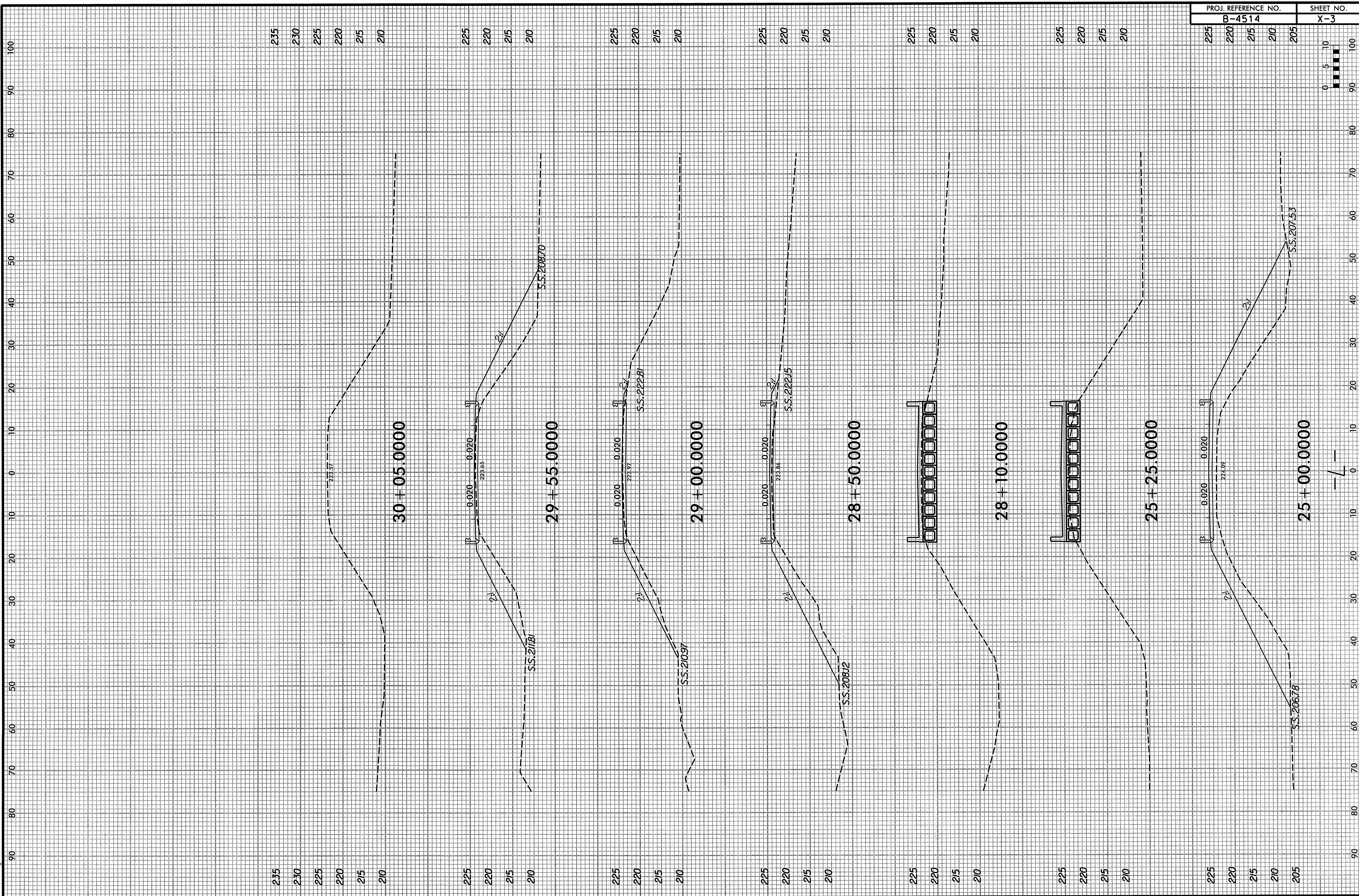
CROSS SECTION INDEX

SHEET	BEGIN STATION	END STATION
X-2	21+10.00	24+50.00
X-3	25+00.00	30+05.00

Note:
 Approximate quantities only. Unclassified Excavation, Fine Grading, Clearing and Grubbing, and Removal of Existing Pavement will be paid for at the contract lump sum price for "Grading."
 Earthwork quantities are calculated by the Roadway Design Unit. These earthwork quantities are based in part on subsurface data provided by the Geotechnical Engineering Unit.



—L—



235
230
225
220
215
210

235
230
225
220
215
210

225
220
215
210

225
220
215
210

225
220
215
210

225
220
215
210

225
220
215
210

225
220
215
210

225
220
215
210

225
220
215
210

225
220
215
210

225
220
215
210

225
220
215
210
205

225
220
215
210
205

0
5
10
90
100