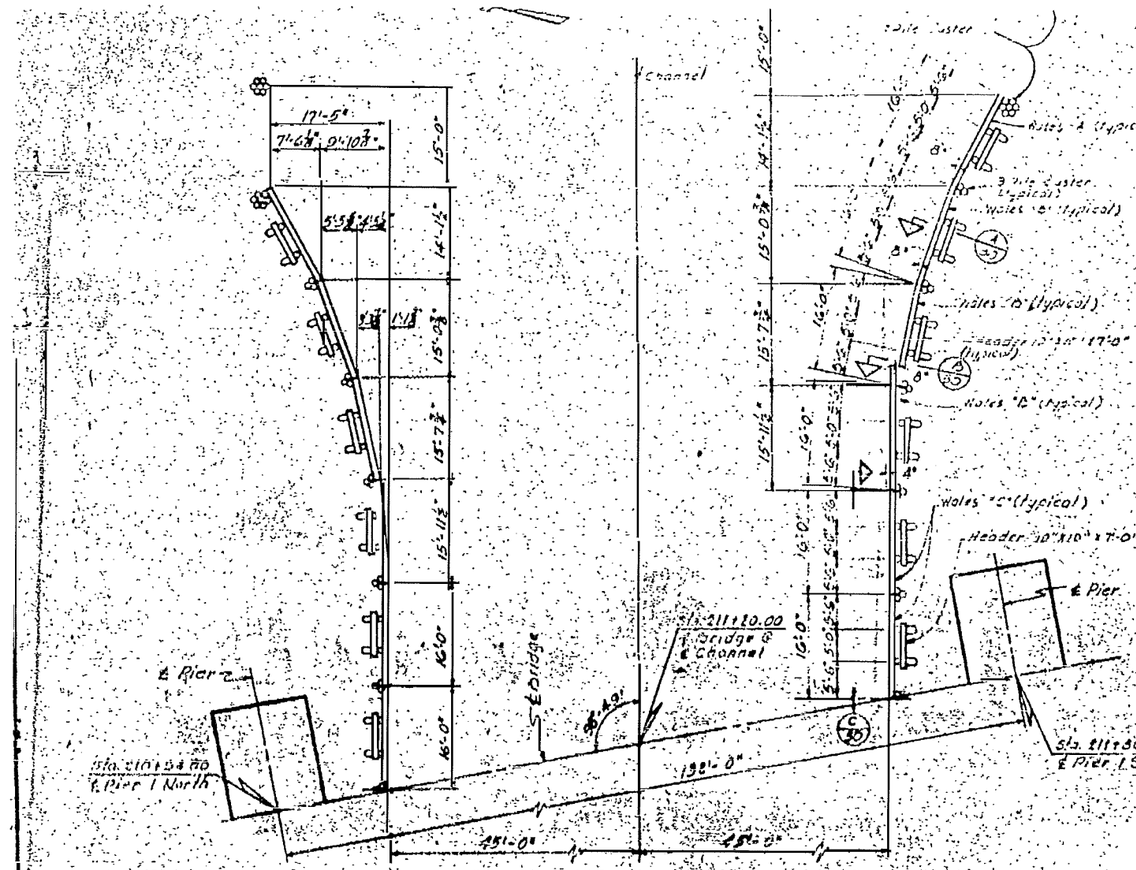

HALF PLAN OF FENDER SYSTEM

(Symmetrical at Center Line)

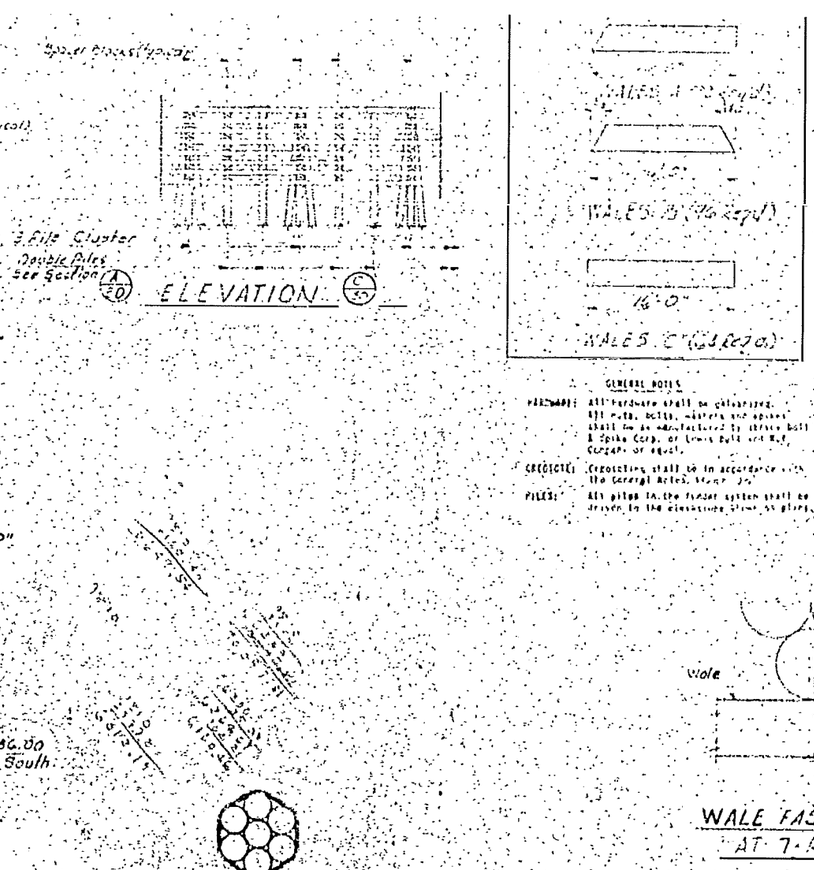

ELEVATION

GENERAL NOTES

HARDWARE: All hardware shall be galvanized. All nuts, bolts, washers and spikes shall be manufactured by Atlas Bolt & Screw Corp., or Lewis Bolt and Nut Corporation or equal.

CREOSOTE: Creosoting shall be in accordance with the General Notes, Sheet 2A.

PILES: All piles in the fender system shall be driven to the elevations shown on plans.

TOTAL PILE & MATERIAL FOR NORTH & SOUTH FENDERS					
Item	No.	Size	Surface Ft.	Length	F.B.M.
Wales	172	12x10	12x10	10'-0"	2580
Spacers	350	8x8	8x8	1'-0"	1867
Headers	24	10x10	9¾x9¾	7'-0"	1200

Creosoted Timber

Item	No.	Length	Total Lin. Ft.
Piles	219	45'	9855

Hardware

Item	No.	Size	Length	Weight (lbs.)
Dome Head Bolts	18	¾" ø	5'-6"	392
Dome Head Bolts	28	¾" ø	5'-10"	590
Dome Head Bolts	24	¾" ø	5'-0"	1277
Washers	456	10"	—	300
Galvanized Spikes	454	¾" ø	7'-6"	1300
Dome Head Bolts	6	¾" ø	5"	1
Cable	—	¾" ø	1935	1270
Cable Clamps	360	¾"	—	360
Nuts	360	¾"	—	11
Washers	700	1¾"	—	12
Nuts	682	¾"	—	240
Total Weight		100		4519

Total Creosoted Timber F.B.M. = 22966

Note: Galvanized Hardware will not be paid for as a separate item, the entire cost of same to be included in the unit prices bid for the several pay items.

See ATR Pay Bound Book 6, Page 4

* See Elev. 1 Dwg. 2-501 for changes in Piles

℄ Dome head spike

WALE FASTENING DETAIL

AT 7-PILE CLUSTER

North element in ATR timber See ATR Pay Bound Book 6, Page 17

#6

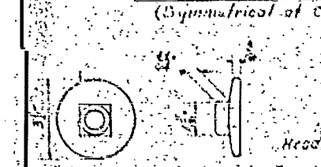

Note: Washer Nut as detailed above, or equal, may be used in lieu of the standard nut and washer.

WASHER NUT DETAIL

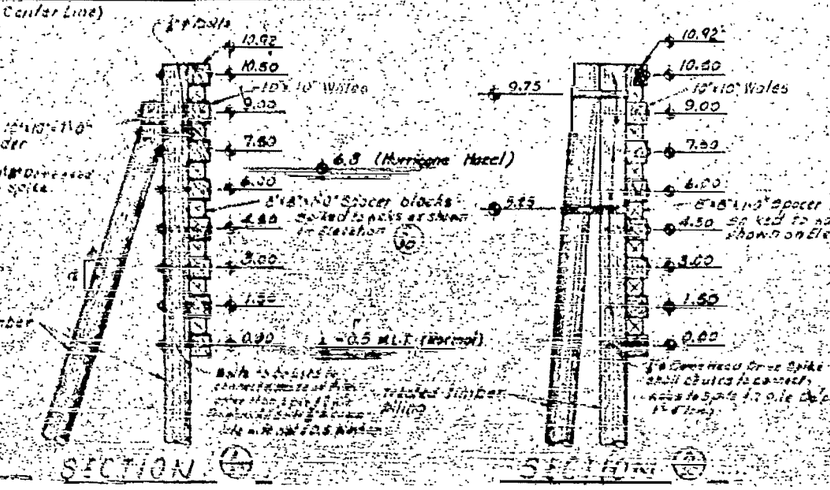

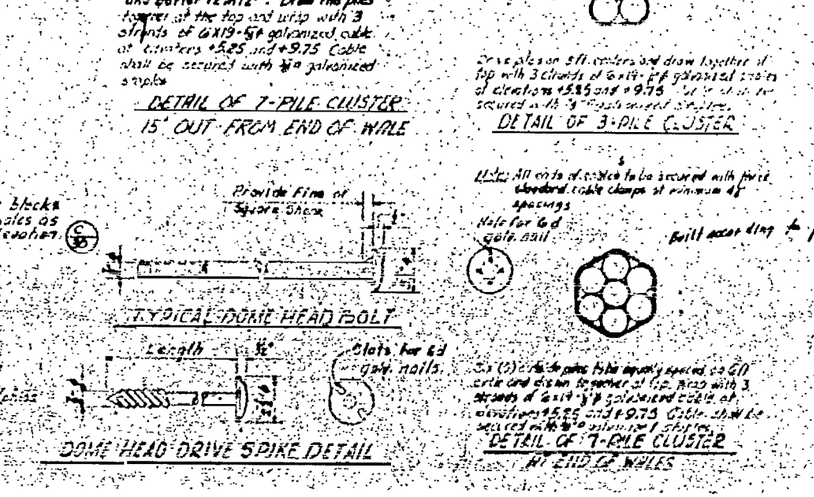

Six (6) outside piles to be equally spaced on 6'-0" diameter circle at top and bottom (12"x12"). Draw the piles together at the top and wrap with 3 strands of 6x19-¾" galvanized cable at centers +5.25 and +9.75. Cable shall be secured with ¾" galvanized staples.

DETAIL OF 7-PILE CLUSTER

15' OUT FROM END OF WALE

TYPICAL DOME HEAD BOLT

DOME HEAD DRIVE SPIKE DETAIL

Drive piles on 3'-0" centers and draw together at top with 3 strands of 6x19-¾" galvanized cable at elevations +5.25 and +9.75. Cable shall be secured with ¾" galvanized staples.

DETAIL OF 3-PILE CLUSTER

Note: All ends of cables to be secured with three standard cable clamps at minimum of spacings.

Hole for 6d galv. nail

Built according to plans

Six (6) outside piles to be equally spaced on 6'-0" circle and drawn together at top. Wrap with 3 strands of 6x19-¾" galvanized cable at elevations +5.25 and +9.75. Cable shall be secured with ¾" galvanized staples.

DETAIL OF 7-PILE CLUSTER

AT END OF WALES

PROJECT NO. 6.ED1369

CARTERET COUNTY

STATION: 211+20.00 ℄

REYNOLDS, SMITH AND HILLS

ARCHITECTS AND ENGINEERS - ARCHITECTURE

STATE OF NORTH CAROLINA

STATE HIGHWAY COMMISSION

FENDERS