

T.I.P.: B-4673

**STATE OF NORTH CAROLINA  
DEPARTMENT OF TRANSPORTATION**

**SIGNING PLANS  
WAYNE COUNTY**

**LOCATION: REPLACE BRIDGE 120 OVER WALNUT CREEK ON SR 1728**

TIP NO. B-4673	SHEET NO. SIGN-1
APPROVED:	
DATE: 7-6-11	
SEAL	

**SUMMARY OF QUANTITIES**

ITEM NO.		ITEM DESCRIPTION	QUANTITY	UNIT
DESC. NO.	SECT. NO.			
415500000	907	DISPOSAL OF SIGN SYSTEM, U-CHANNEL .....	5	EA.
415800000	907	DISPOSAL OF SIGN SYSTEM, WOOD .....	1	EA.
407200000	903	SUPPORTS, 3 LB STEEL U-CHANNEL .....	26	L.F.
410200000	904	SIGN ERECTION, TYPE E .....	2	EA.

**GENERAL NOTES**

- . SIGNS FURNISHED BY STATE
- . ALL TYPE 'D' SIGNS SHALL BE MOUNTED ON TWO WOOD POSTS UNLESS OTHERWISE INDICATED ON THE PLANS.
- . IF REMOVAL OR RELOCATION OF SIGNS ON PRIVATE STREET (NON-STATE MAINTAINED) IS REQUIRED DUE TO CONSTRUCTION, THE CONTRACTOR SHALL INFORM THE ENGINEER. THE WORK WILL BE COMPLETED BY OTHERS.
- . SIGNING PLANS DO NOT INCLUDE TEMPORARY CONSTRUCTION SIGNING OR PAVEMENT MARKINGS. SEE TRAFFIC CONTROL PLANS.
- . WHEN NOT STATIONED OR DIMENSIONED ON PLANS, ALL 'E' AND 'F' SIGNS SHALL BE FIELD LOCATED BY THE ENGINEER
- . WHEN EXISTING SIGNS ARE REMOVED AND INSTALLED ON NEW SUPPORTS, THE RE-ERECTION SHALL IMMEDIATELY FOLLOW THE REMOVAL.
- . THE BACKGROUND FOR TYPE E & F SIGNS SHALL BE GRADE "C" REFLECTIVE SHEETING. SEE ROADWAY PLANS FOR GUARDRAIL DETAILS.

**ROADWAY STANDARD DRAWING**

THE FOLLOWING ROADWAY STANDARDS AS APPEAR IN "ROADWAY STANDARD DRAWINGS" - PROJECT SERVICES UNIT - N.C. DEPARTMENT OF TRANSPORTATION - RALEIGH, N.C., DATED JULY 2006 ARE APPLICABLE TO THIS PROJECT AND BY REFERENCE HEREBY ARE CONSIDERED A PART OF THESE PLANS:

<u>STD. NO.</u>	<u>TITLE</u>
901.50	ARROWS AND SHIELDS
903.20	WOOD SIGN SUPPORTS
904.10	ORIENTATION OF GROUND MOUNTED SIGNS
904.50	MOUNTING OF TYPE 'D', 'E' AND 'F' SIGNS


**PLAN PREPARED BY: N.C.D.O.T. SIGNING AND DELINEATION SECTION**

AYMAN ALQUDWAH, P.E. SIGNING & DELINEATION REGIONAL ENGINEER  
D. PILLAR SIGNING & DELINEATION PROJECT DESIGN ENGINEER

**INDEX**

<u>SHEET NO.</u>	<u>DESCRIPTION</u>
SIGN-1	SIGNING PLAN COVER SHEET, NOTES AND QUANTITIES
SIGN-2	E SIGN SHEET
SIGN-3	SIGN ROADWAY SHEET

APPROVED: *[Signature]*  
DATE: 7-6-11



401 QUANTITY REQ'D 2

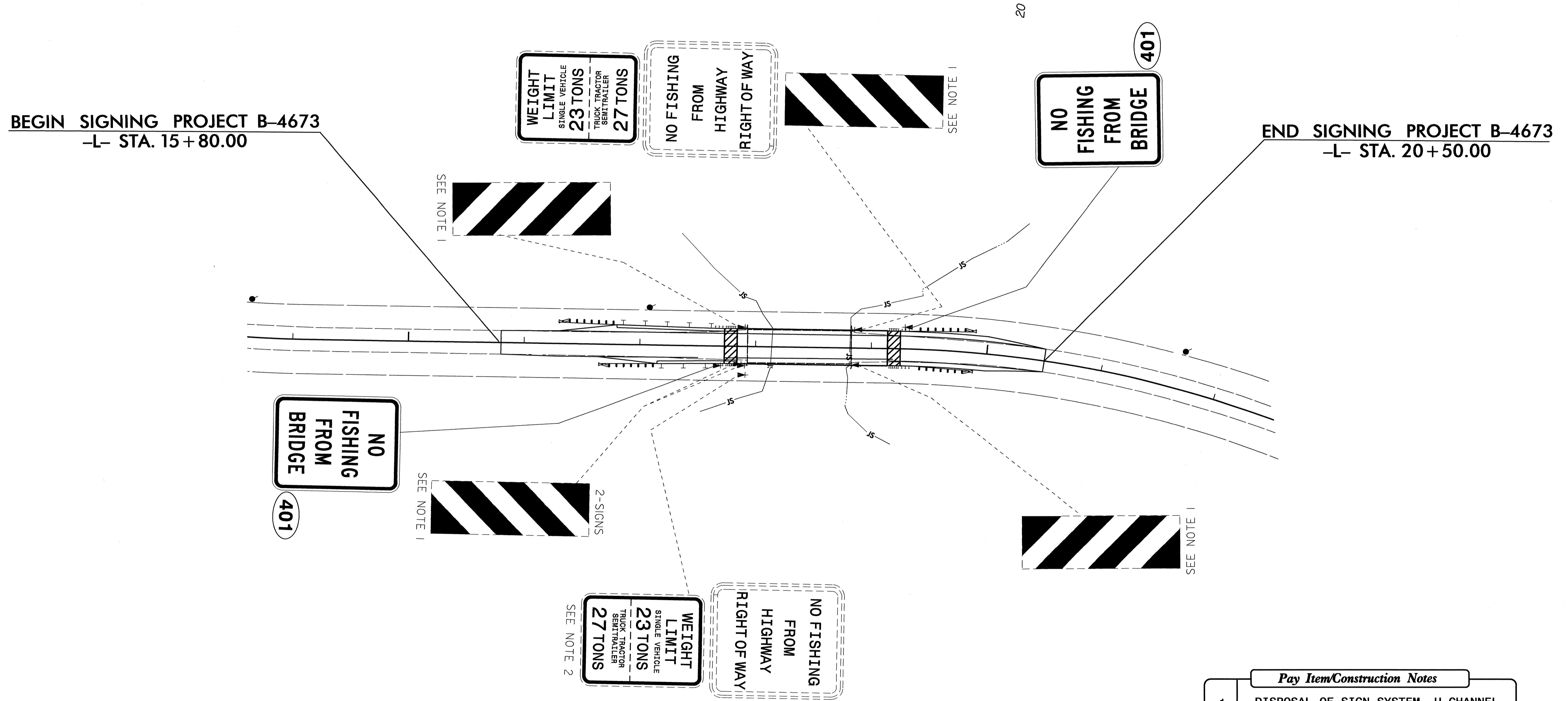



24 X 30  
\*R20-3

\*(NC SUPPLEMENT TO THE MUTCD)

**TYPE "E" & "F" SIGNS**

TIP NO. B-4673	SHEET NO. SIGN-3
APPROVED: <i>[Signature]</i>	
DATE: 7-6-11	
SEAL	



Pay Item/Construction Notes	
1	DISPOSAL OF SIGN SYSTEM, U CHANNEL
2	DISPOSAL OF SIGN SYSTEM, WOOD

**EXISTING AND PROPOSED SIGNS**  
-L- STA. 15+80.00 TO 20+50.00