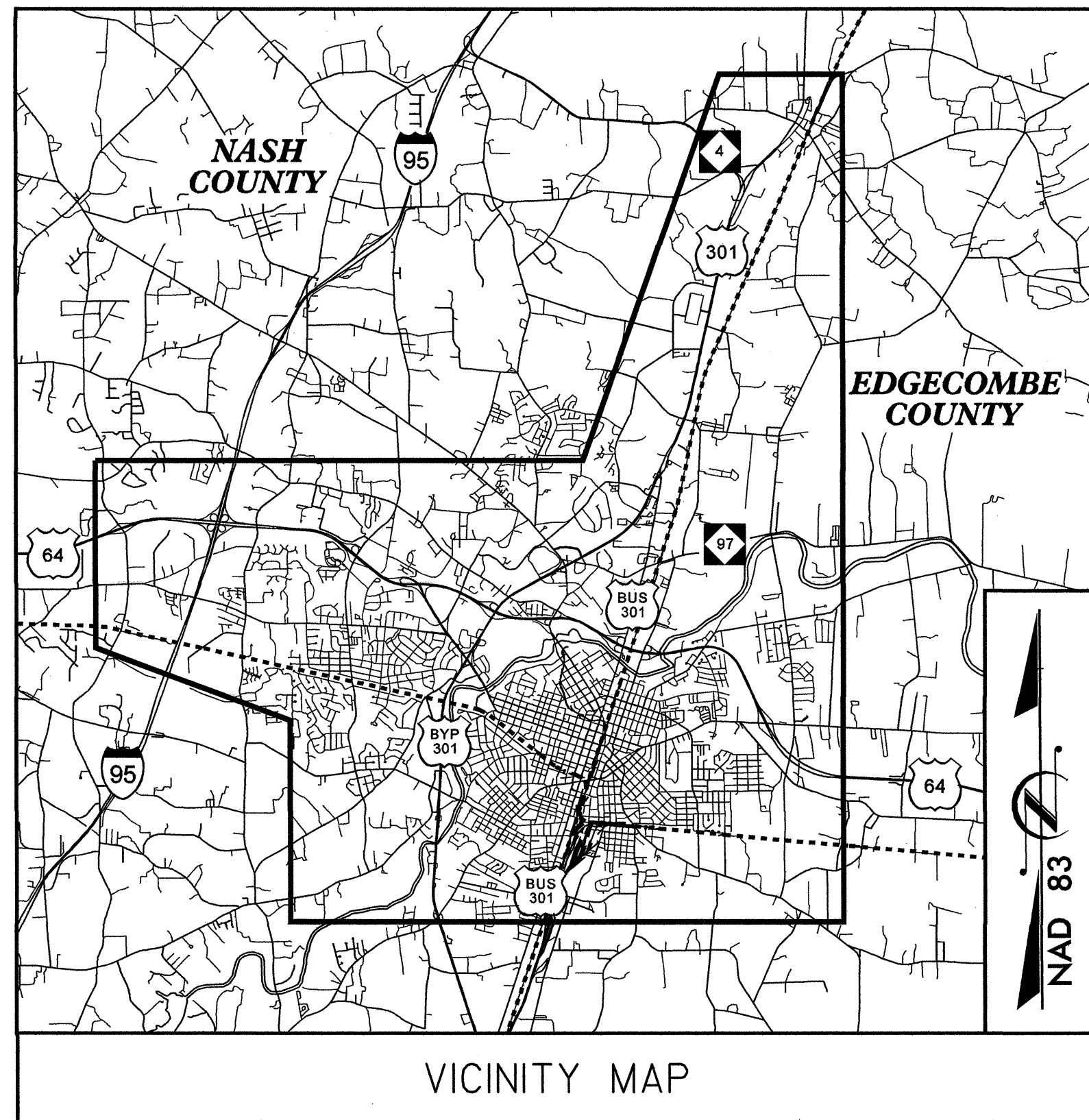


CONTRACT: C202662 TIP PROJECT: C-5112



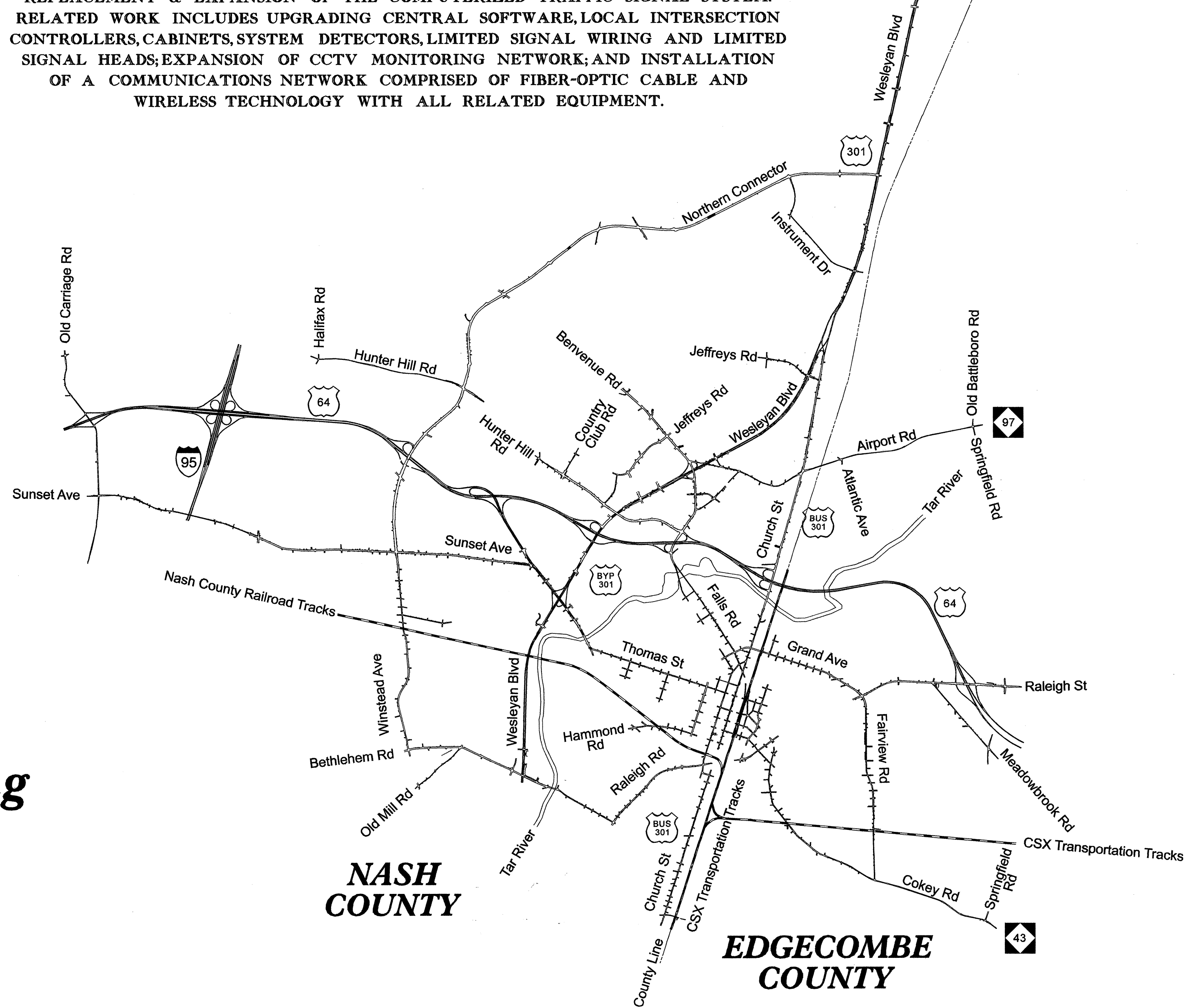
**NORTH CAROLINA
DEPARTMENT OF TRANSPORTATION**

PLANS FOR PROPOSED IMPROVEMENTS
CITY OF ROCKY MOUNT
 COMPUTERIZED TRAFFIC SIGNAL SYSTEM

NASH & EDGECOMBE COUNTIES

REPLACEMENT & EXPANSION OF THE COMPUTERIZED TRAFFIC SIGNAL SYSTEM.
 RELATED WORK INCLUDES UPGRADING CENTRAL SOFTWARE, LOCAL INTERSECTION
 CONTROLLERS, CABINETS, SYSTEM DETECTORS, LIMITED SIGNAL WIRING AND LIMITED
 SIGNAL HEADS; EXPANSION OF CCTV MONITORING NETWORK; AND INSTALLATION
 OF A COMMUNICATIONS NETWORK COMPRISED OF FIBER-OPTIC CABLE AND
 WIRELESS TECHNOLOGY WITH ALL RELATED EQUIPMENT.

| STATE | STATE PROJECT REFERENCE NO. | SHEET NO. | TOTAL SHEETS |
|-----------------|-----------------------------|-------------|--------------|
| N.C. | C-5112 | 1 | |
| STATE PROJ. NO. | F.A. PROJ. NO. | DESCRIPTION | |
| 45123.1.1 | | PE | |
| 45123.3.1 | CMS-0431(26) | CONST | |
| | | | |
| | | | |
| | | | |




**Volume II of III
Fiber-Optic Splicing**

2006 STANDARD SPECIFICATIONS

LETTING DATE: OCTOBER 21, 2011

PROJECT LENGTH = 43 MILES




NC DOT CONTACTS:
 TRANSPORTATION MOBILITY & SAFETY DIVISION
 INTELLIGENT TRANSPORTATION SYSTEMS SECTION
 W. MICHAEL BRASWELL - METRO SYSTEMS PROJECT ENGINEER

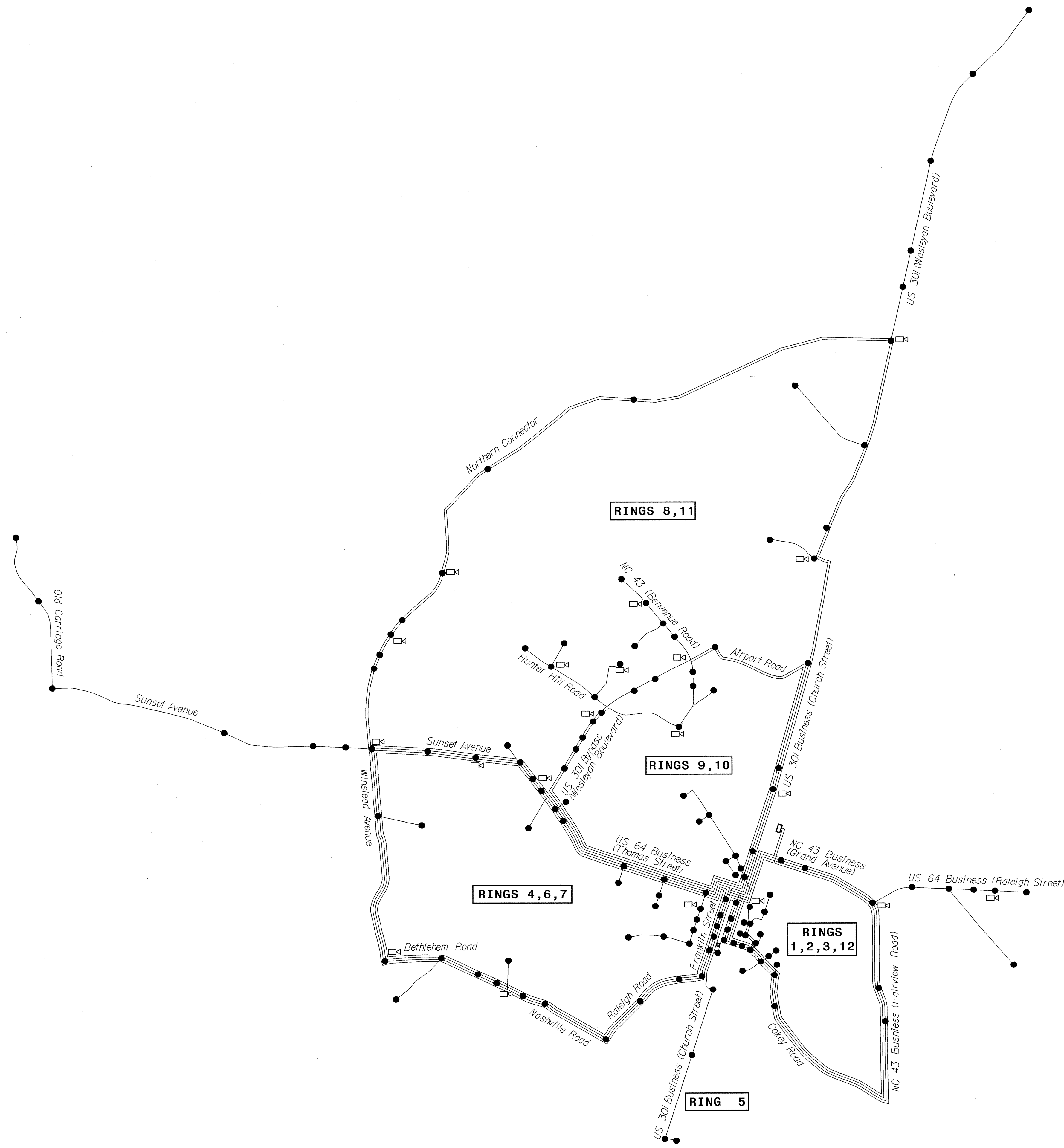
ATKINS

1616 EAST MILLBROOK ROAD, SUITE 310
 RALEIGH, NORTH CAROLINA 27609
 (919) 876-6888 NCBEES #F-0326

J. TODD BROOKS, PE - ATKINS PROJECT MANAGER
 LISA M. MOON, PE - ATKINS SENIOR PROJECT ENGINEER
 H. ALFRED BADGETT, PE - ATKINS SENIOR PROJECT ENGINEER



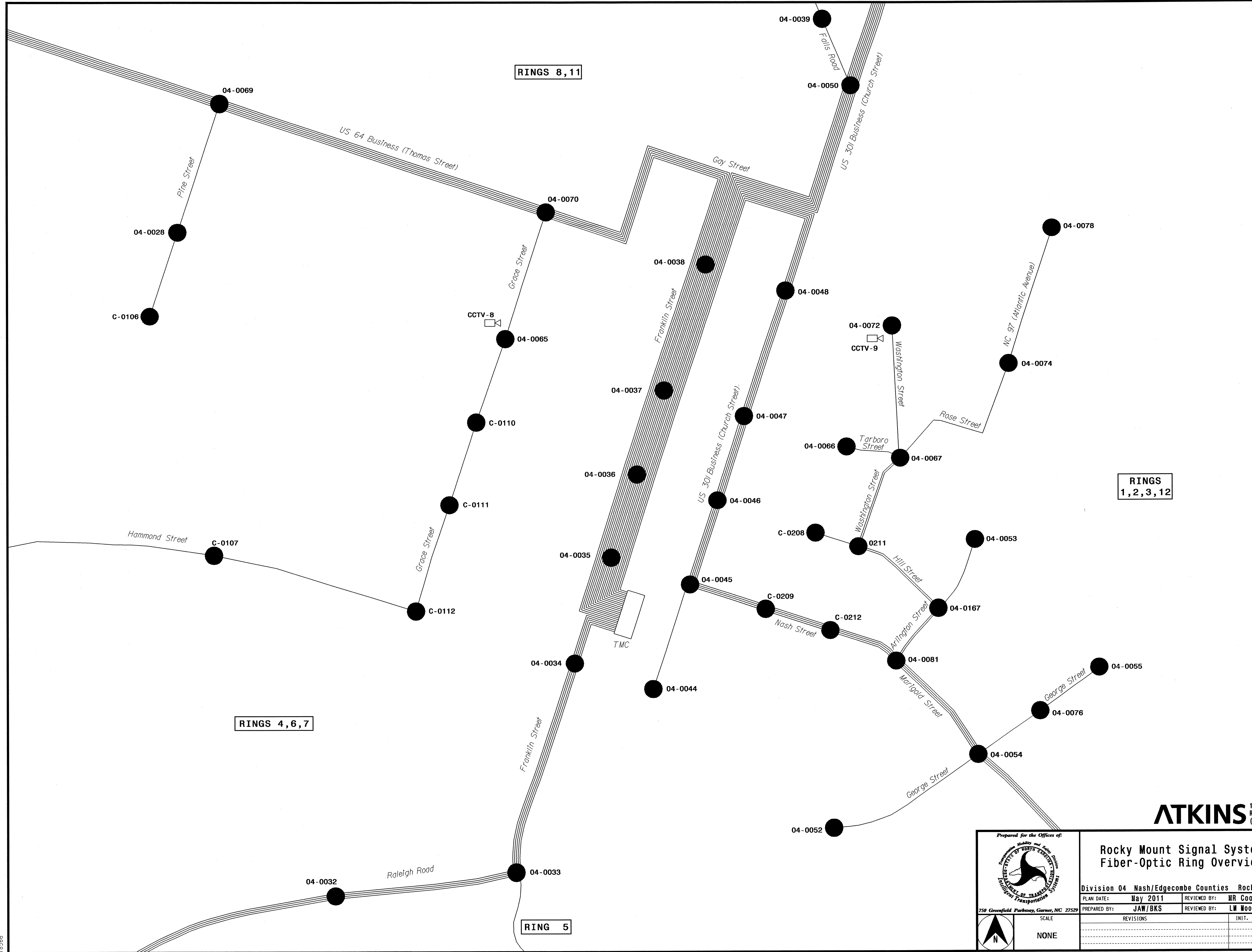
H. Alfred Badgett 7/15/11
 SIGNATURE DATE



17-JUN-2011 15:22
 D:\Transportation\Projects\Rocky Mt. Sig. Sys\Special Detail\Fiber Rings.rings.dgn
 18566

ATKINS 1616 EAST WILLBROOK ROAD, SUITE 310
 RALEIGH, NORTH CAROLINA 27609
 (919) 876-6888 NCBEES #F-0326

| | | | |
|----------------------------|--|--------------------------------------|---------------------------------------|
| | Rocky Mount Signal System Fiber-Optic Ring Overview | | SEAL |
| | Division 04 Nash/Edgecombe Counties Rocky Mount PLAN DATE: May 2011 REVIEWED BY: WR Cooney PREPARED BY: JAW/BKS REVIEWED BY: LM WOOD | | |
| | SCALE NONE | REVISIONS _____ _____ _____ | INIT. DATE _____ _____ _____ |
| CAD0 Filename: r rings.dgn | | | |



RINGS
1, 2, 3, 12

RINGS 4, 6, 7

RINGS 8, 11

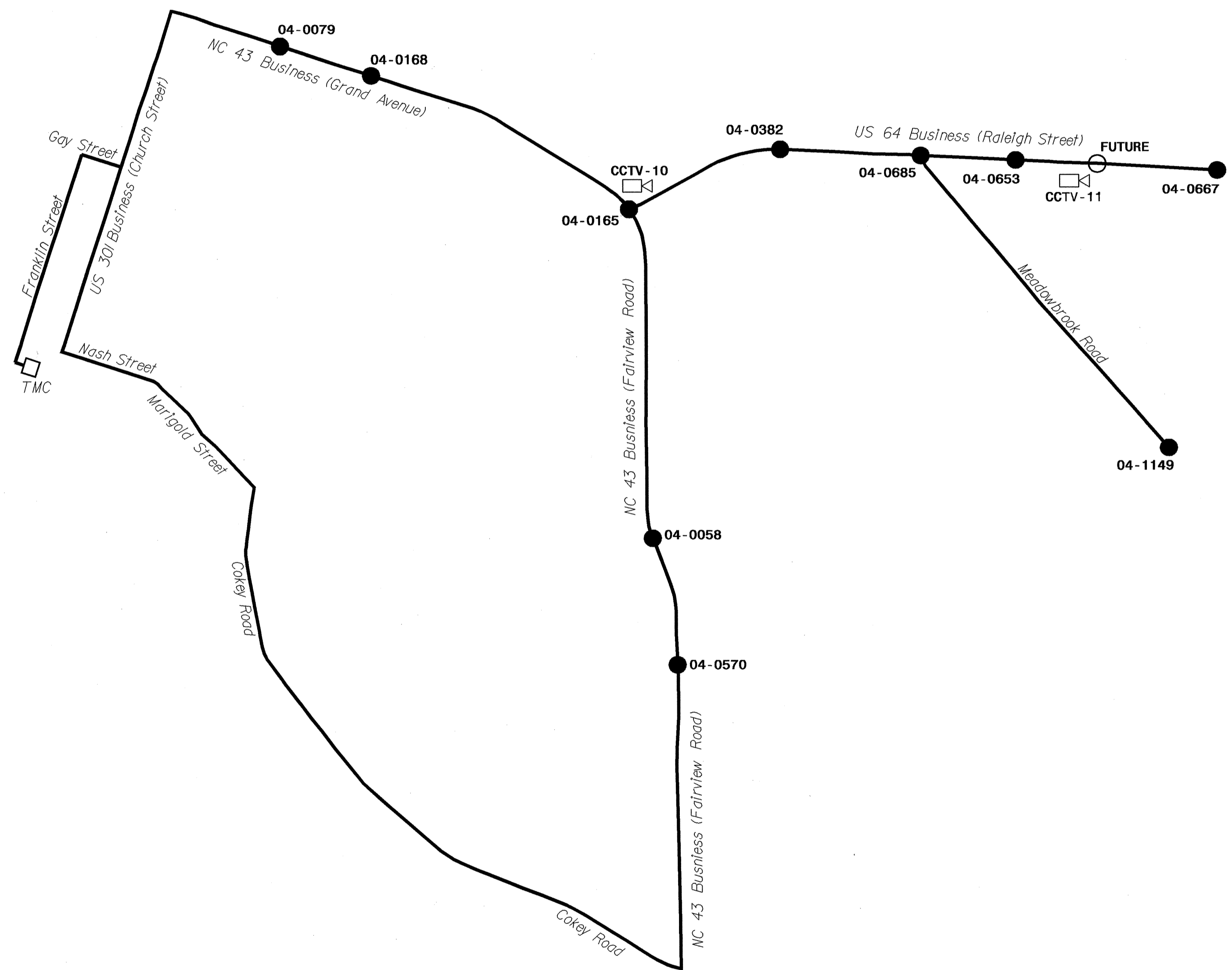
RING 5

ATKINS 1616 EAST HILLBROOK ROAD, SUITE 310
RALEIGH, NORTH CAROLINA 27609
(919) 876-6888 NCBEES #F-0326

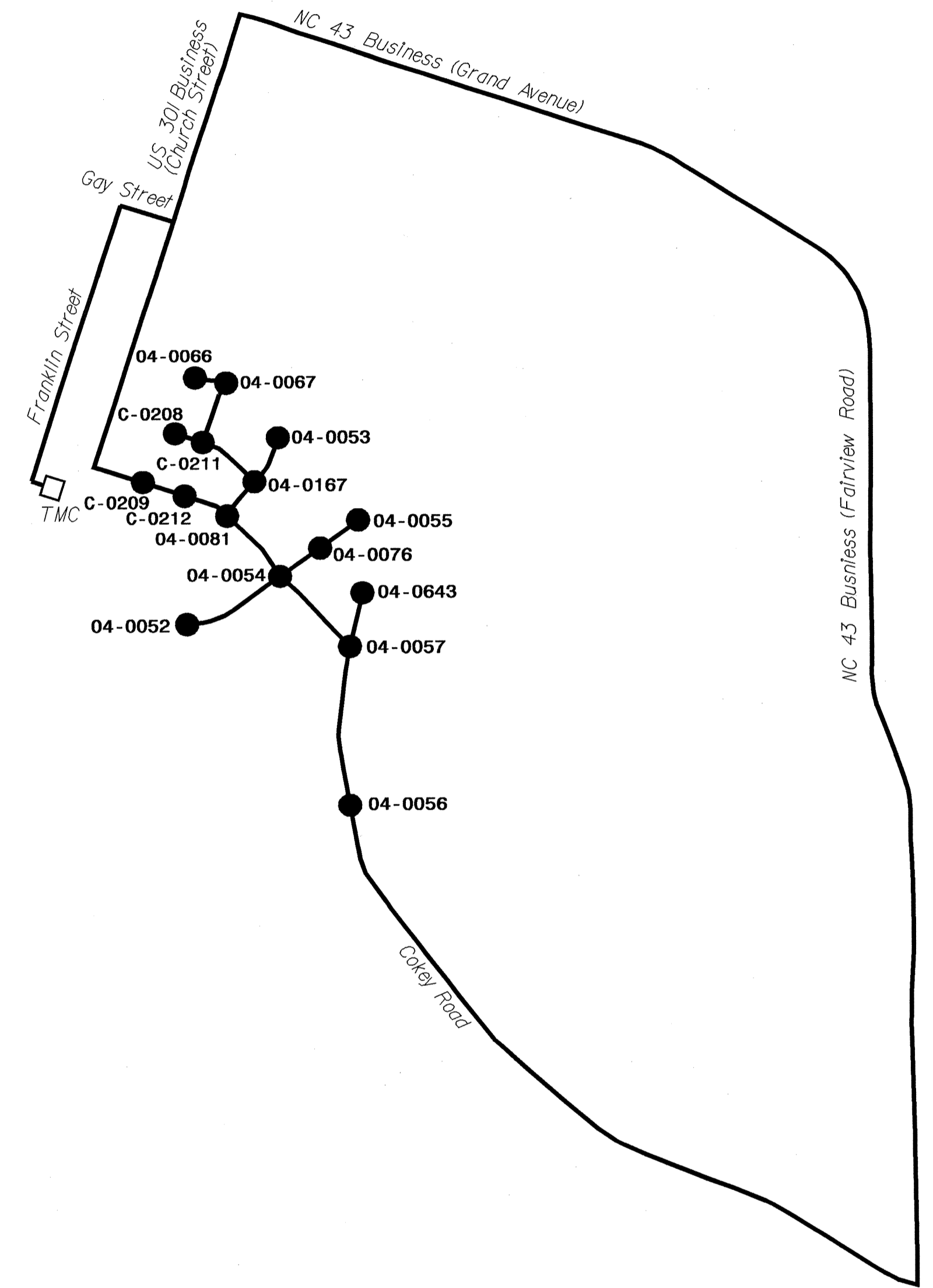
| | | | |
|-----------------------------|--|-----------|------------|
| | Rocky Mount Signal System Fiber-Optic Ring Overview | | SEAL |
| | Division 04 Nash/Edgecombe Counties Rocky Mount PLAN DATE: May 2011 REVIEWED BY: MR Cooney PREPARED BY: JAW/BKS REVIEWED BY: LW Woon | | |
| | SCALE: NONE | REVISIONS | INIT. DATE |
| CAD FILE NAME: downtown.dgn | | | |

17-JUN-2011 15:22
 O:\Transportation\Traffic\Rocky Mt Sig Sys\Special Detail\Fiber Rings\downtown.dgn
 18566

RING 1



RING 2



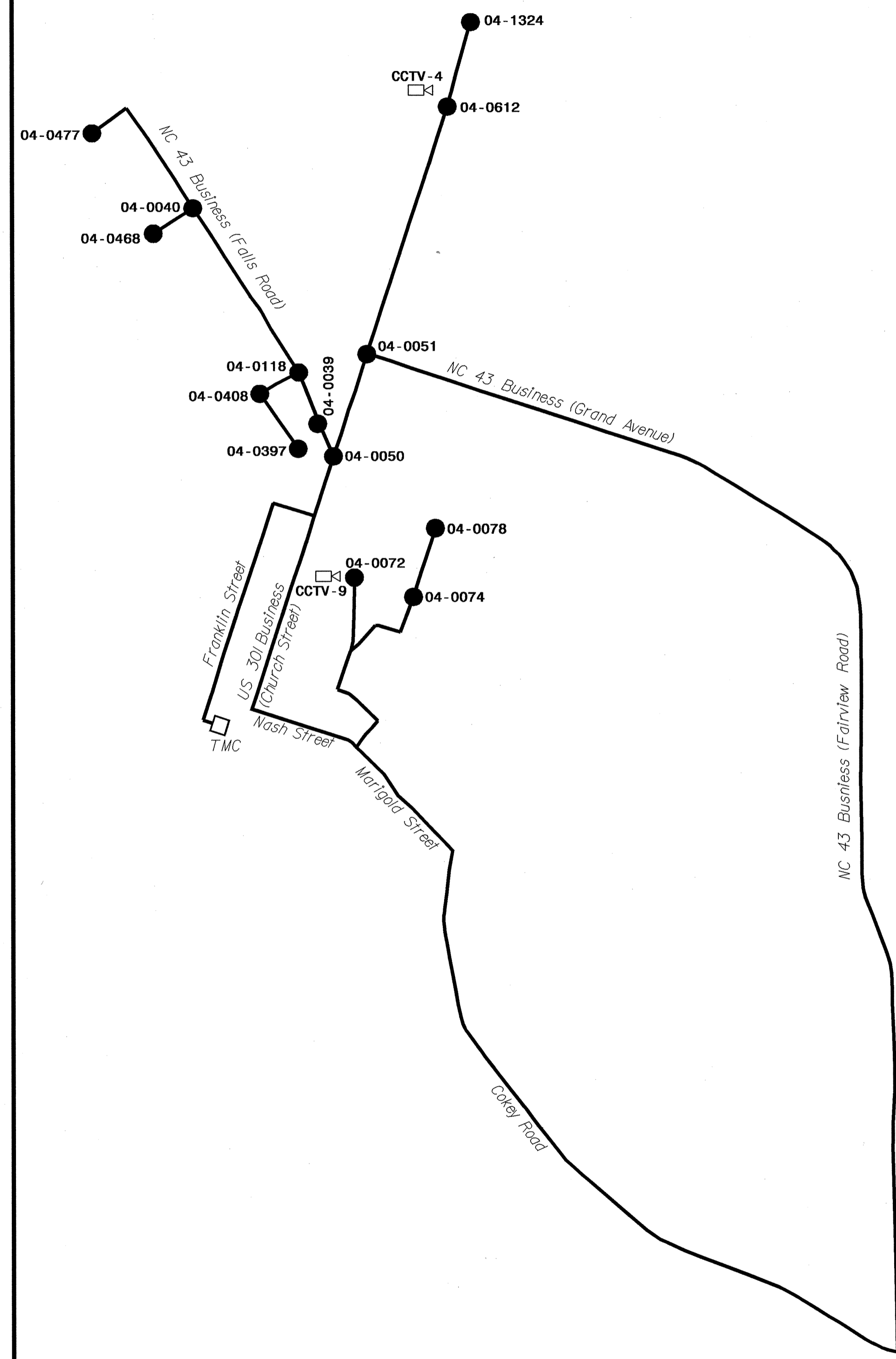
17-JUN-2011 15:22
 O:\Transportation\Fiber\Rocky Mt Sig Sys\Special Detail\Ring1s\Fiber_Rings1.rings1&2.dgn
 18566

ATKINS 1616 EAST MILLBROOK ROAD, SUITE 310
 RALEIGH, NORTH CAROLINA 27609
 (919) 876-6888 NCBES #F-0326

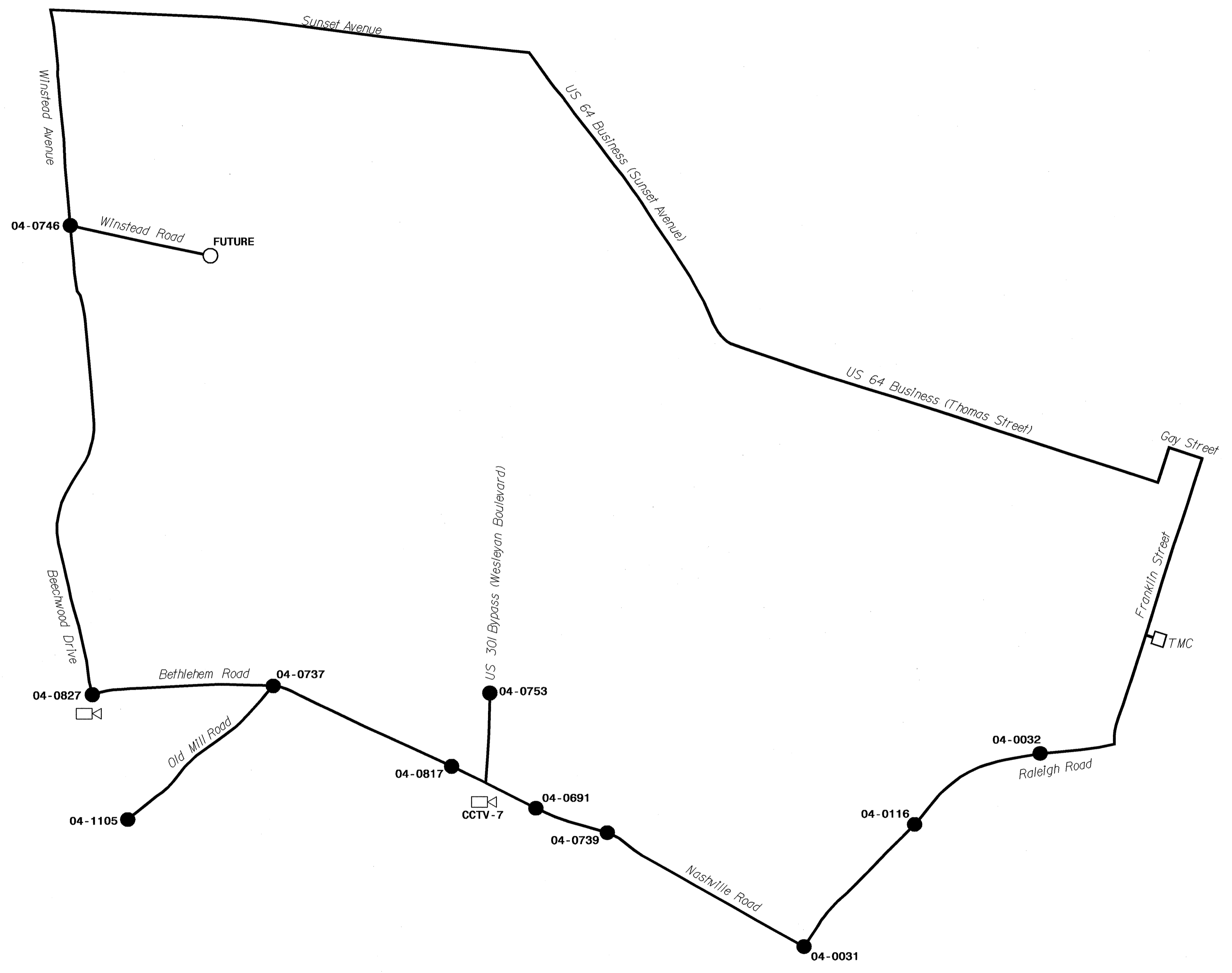
| | | | |
|----------------------------|---|-----------------------------|-----------------------------|
| | Rocky Mount Signal System Fiber-Optic Ring Schematic | | |
| | Division 04 Nash/Edgecombe Counties Rocky Mount | | |
| PLAN DATE: May 2011 | REVIEWED BY: WR Cooney | PREPARED BY: JAW/BKS | REVIEWED BY: LW Moon |
| SCALE: NONE | REVISIONS: | INIT.: | DATE: |
| | SIGNATURE: <i>[Signature]</i> | DATE: 6/2011 | SEAL |

CADD Filename: rings1&2.dgn

RING 3



RING 4



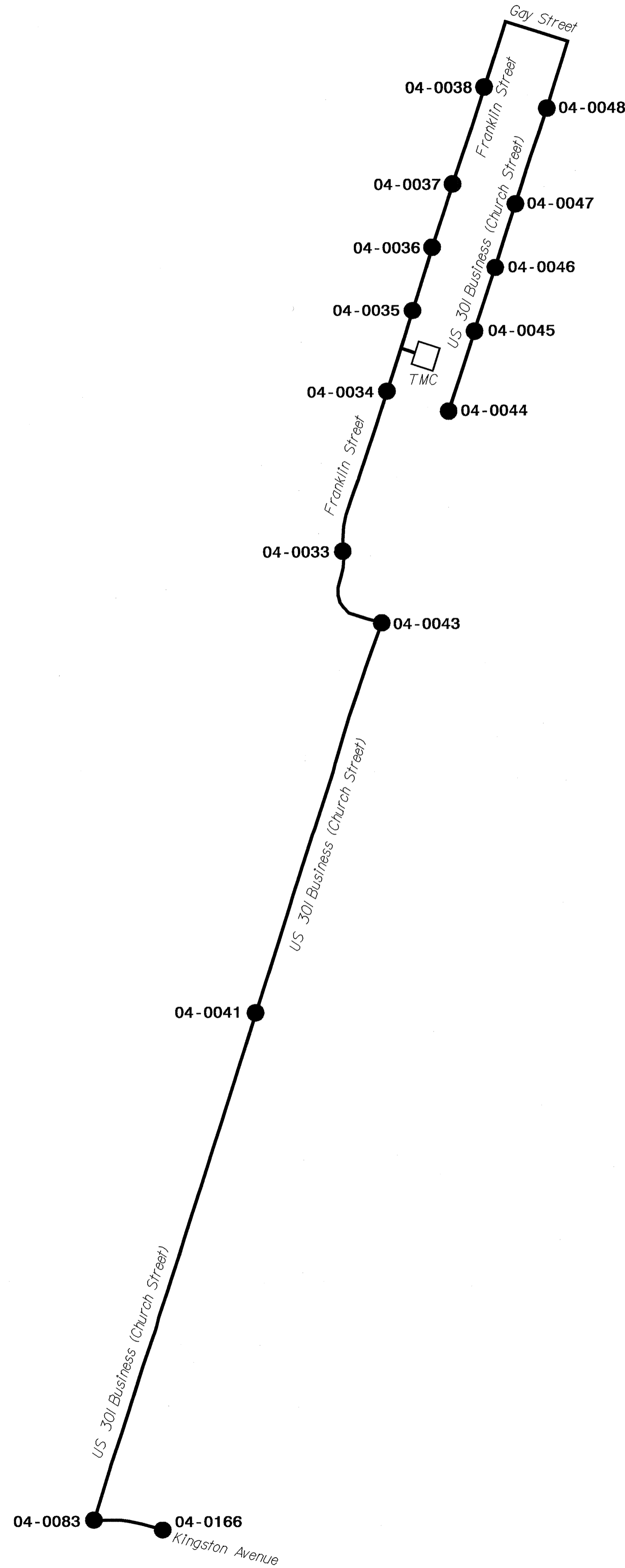
17-JUN-2011 15:22
 O:\Transportation\Traffic\Rocky Mt Sig Sys\Special Detail\Fiber Rings\Ring3&4.dgn
 18566

ATKINS 1616 EAST MILLBROOK ROAD, SUITE 310
 RALEIGH, NORTH CAROLINA 27609
 (919) 876-6888 NCBES #F-0326

| | | | |
|---|---|--------------------|-------|
| | Rocky Mount Signal System Fiber-Optic Ring Schematic | | |
| | Division 04 Nash/Edgecombe Counties Rocky Mount | | |
| PLAN DATE: May 2011 PREPARED BY: JAW/BKS | REVIEWED BY: MR Cooney REVIEWED BY: LW Moon | SCALE: NONE | |
| REVISIONS: | | INIT.: | DATE: |
| SIGNATURE: <i>A. Alfred Badgett</i> | | DATE: | |

CADD Filename: rings3&4.dgn

RING 5

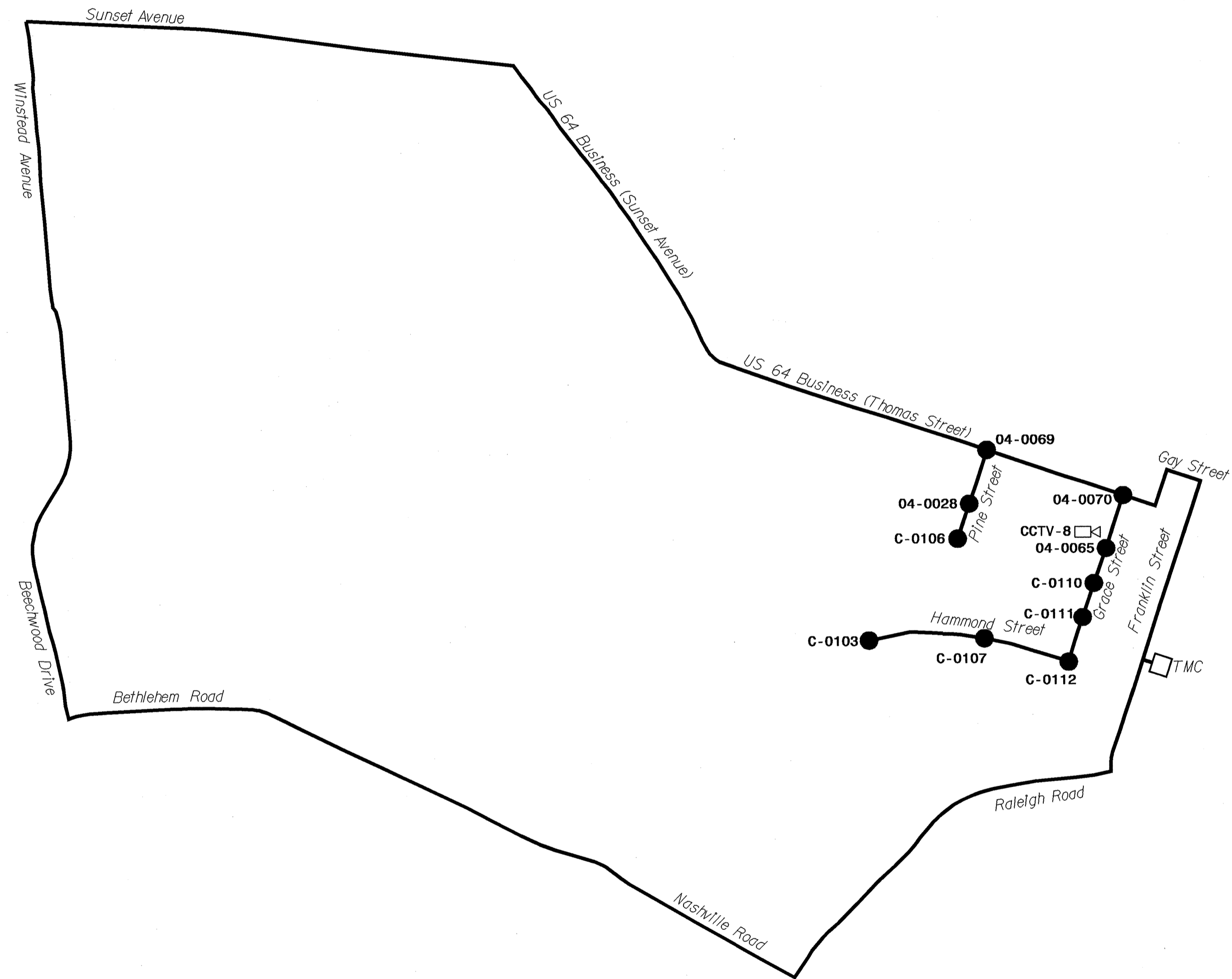


17 JUN 2011 15:22
 C:\msdnet\rt\on\Trgff\c\Cur\10001457 Rocky MH Sig Sys\Special Detrol\is\Fiber Rings\Ring5.dgn
 18566

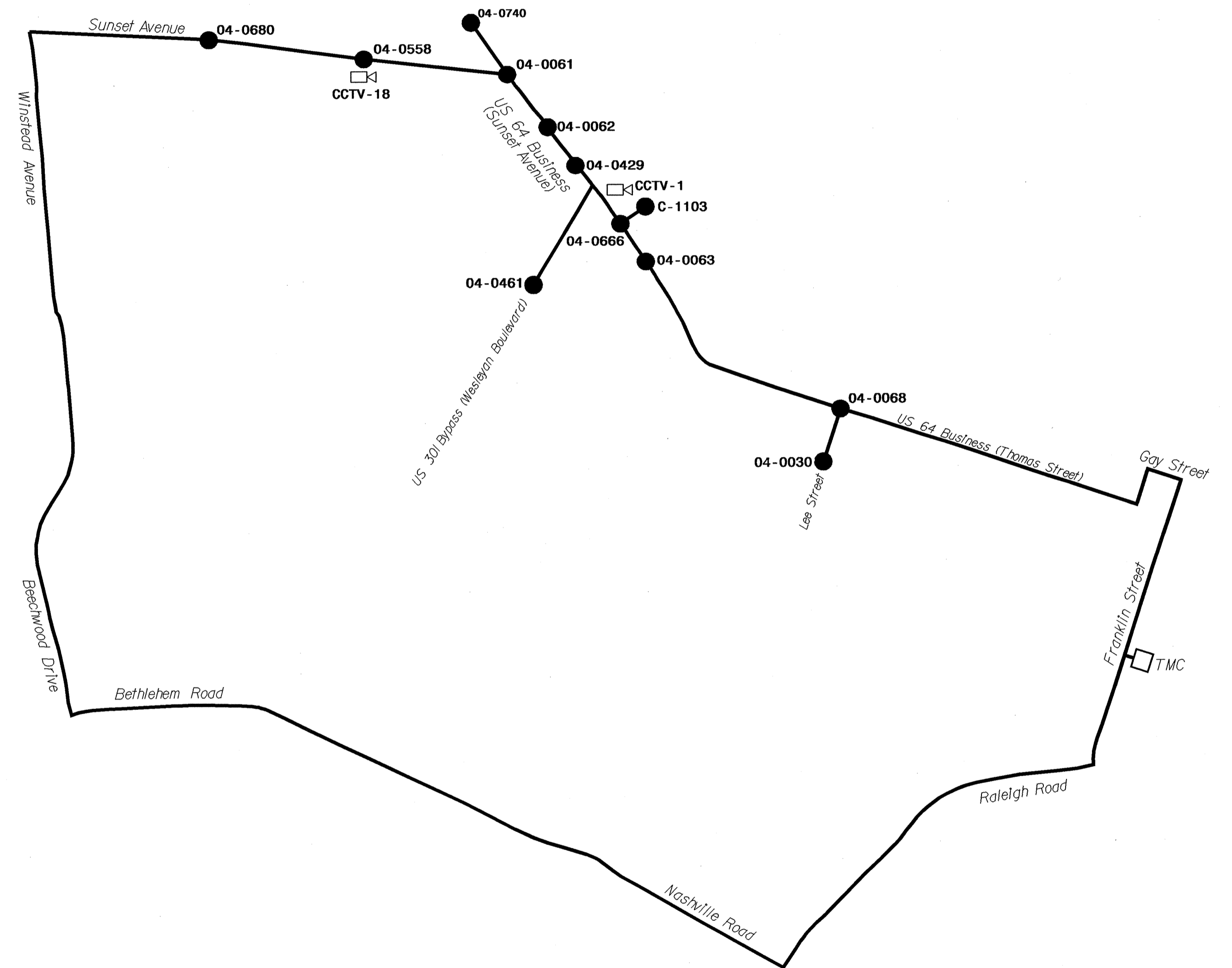
ATKINS 1616 EAST MILLBROOK ROAD, SUITE 310
 RALEIGH, NORTH CAROLINA 27609
 (919) 876-6888 NCBEES #F-0326

| | | | |
|--|---|------------|--|
| | Rocky Mount Signal System Fiber-Optic Ring Schematic | | |
| | Division 04 Nash/Edgecombe Counties Rocky Mount | | |
| PLAN DATE: May 2011 | REVIEWED BY: MR Cooney | | SEAL |
| PREPARED BY: JAW/BKS | REVIEWED BY: LM Moon | | |
| SCALE: NONE | REVISIONS | INIT. DATE | SIGNATURE: <i>H. Alfred Badgett III</i> DATE: |
| 750 Greenfield Parkway, Garner, NC 27529 | _____ | _____ | |
| | CADD Filename: r\ing5.dgn | | |

RING 6



RING 7

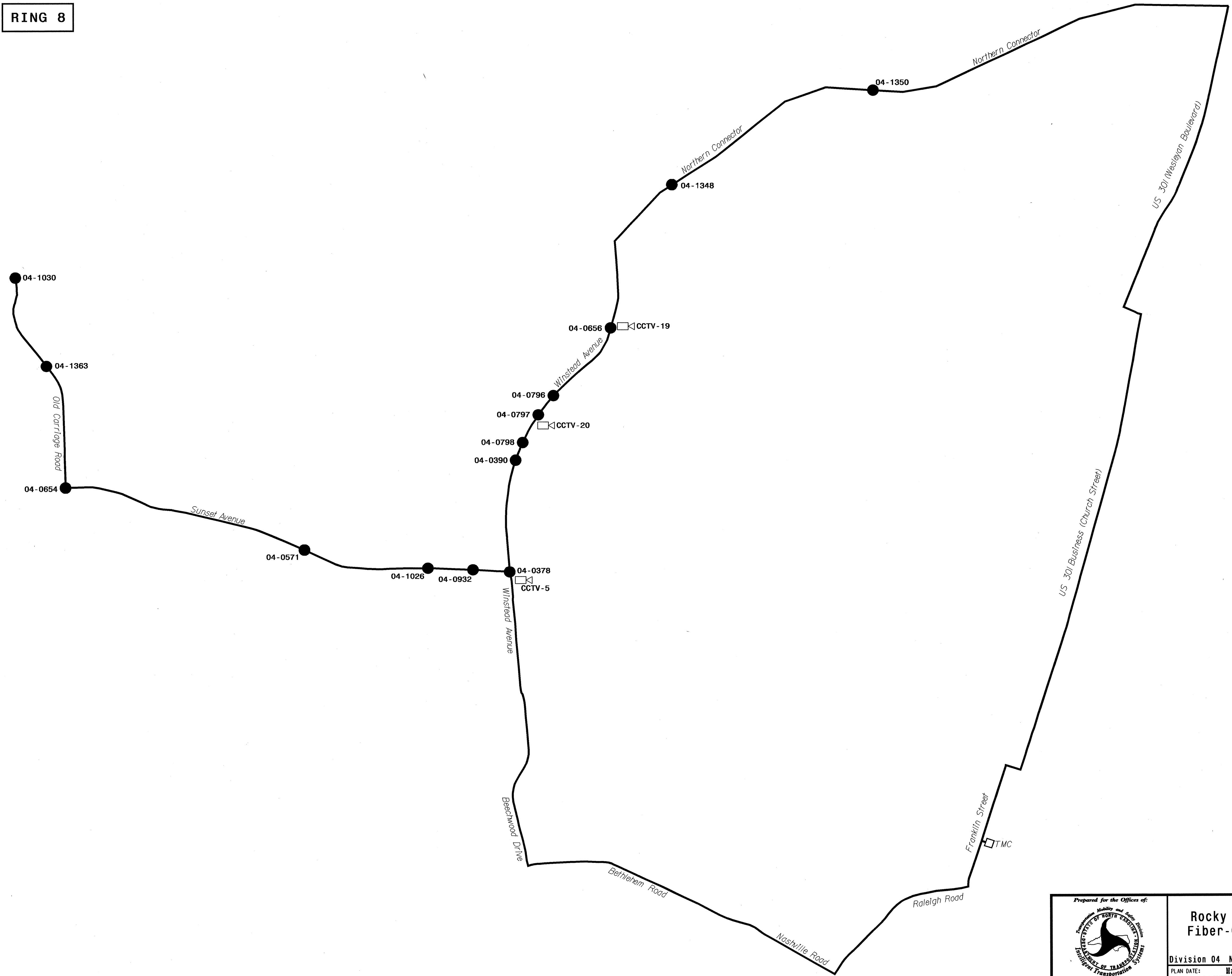


17-JUN-2011 15:22
 D:\Transportation\Traffic\Rocky Mt Stg Sys\Special Details\Fiber Ring\Ring6.dgn
 18566

ATKINS 1616 EAST MILLBROOK ROAD, SUITE 310
 RALEIGH, NORTH CAROLINA 27609
 (919) 876-6888 NCBEES #F-0326

| | | | |
|---|--|--------------------------------------|---------------------------------------|
| | Rocky Mount Signal System Fiber-Optic Ring Schematic | | |
| | Division 04 Nash/Edgecombe Counties Rocky Mount PLAN DATE: May 2011 REVIEWED BY: MR Cooney PREPARED BY: JAW/BKS REVIEWED BY: LM Woon | | |
| | SCALE NONE | REVISIONS _____ _____ _____ | INIT. DATE _____ _____ _____ |
| SIGNATURE: <i>H. Alfred Badgett</i> DATE: _____ CADD Filename: r_ings6&7.dgn | | | |

RING 8

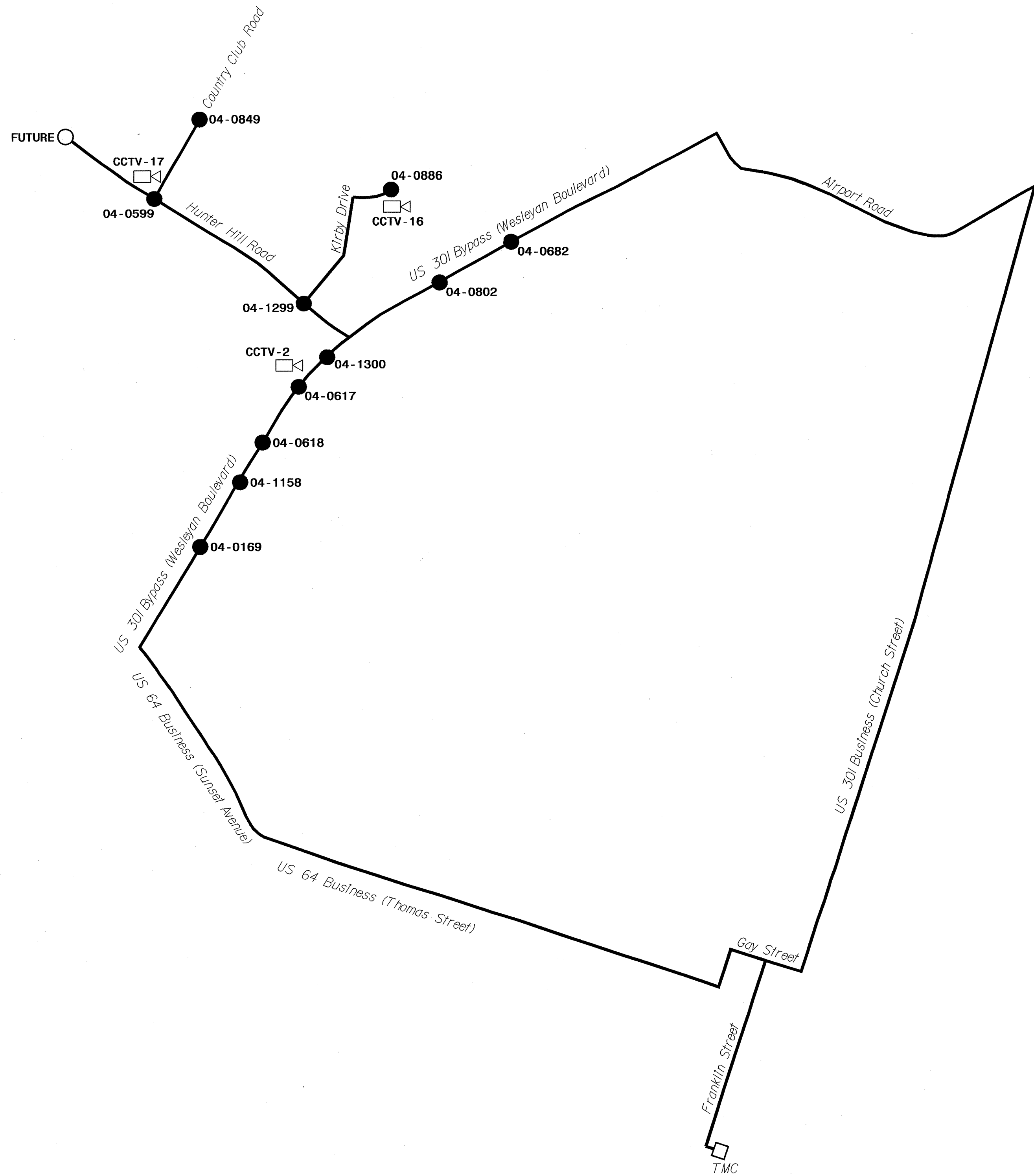


17-JUN-2011 15:22
 O:\transportation\Traffic\00014457 Rocky Mt Sig Sys\Special Detail\Fiber Rings\Ring8.dgn
 18566

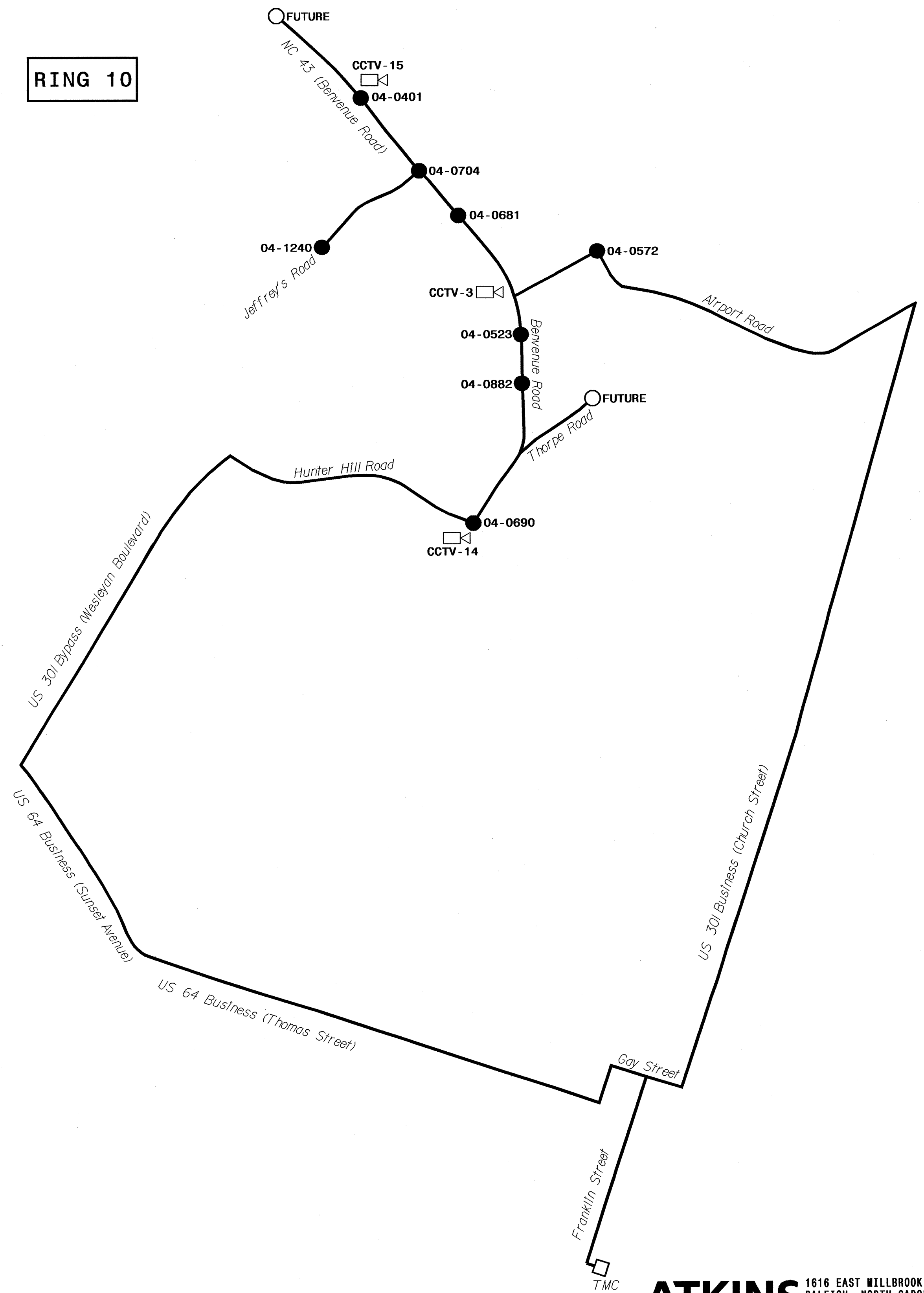
ATKINS 1616 EAST MILLBROOK ROAD, SUITE 310
 RALEIGH, NORTH CAROLINA 27609
 (919) 876-6888 NCBEEES #F-0326

| | | | |
|-------------------------------------|---|-----------------------------|-----------------------------|
| | Rocky Mount Signal System Fiber-Optic Ring Schematic | | |
| | Division 04 Nash/Edgecombe Counties Rocky Mount | | |
| PLAN DATE: May 2011 | REVIEWED BY: WR Cooney | PREPARED BY: JAW/BKS | REVIEWED BY: LM Moon |
| SCALE: NONE | REVISIONS | INIT. | DATE |
| | | | |
| SIGNATURE: <i>H. Alfred Baggett</i> | | DATE: | |
| CADD Filename: r ring8.dgn | | | |

RING 9



RING 10



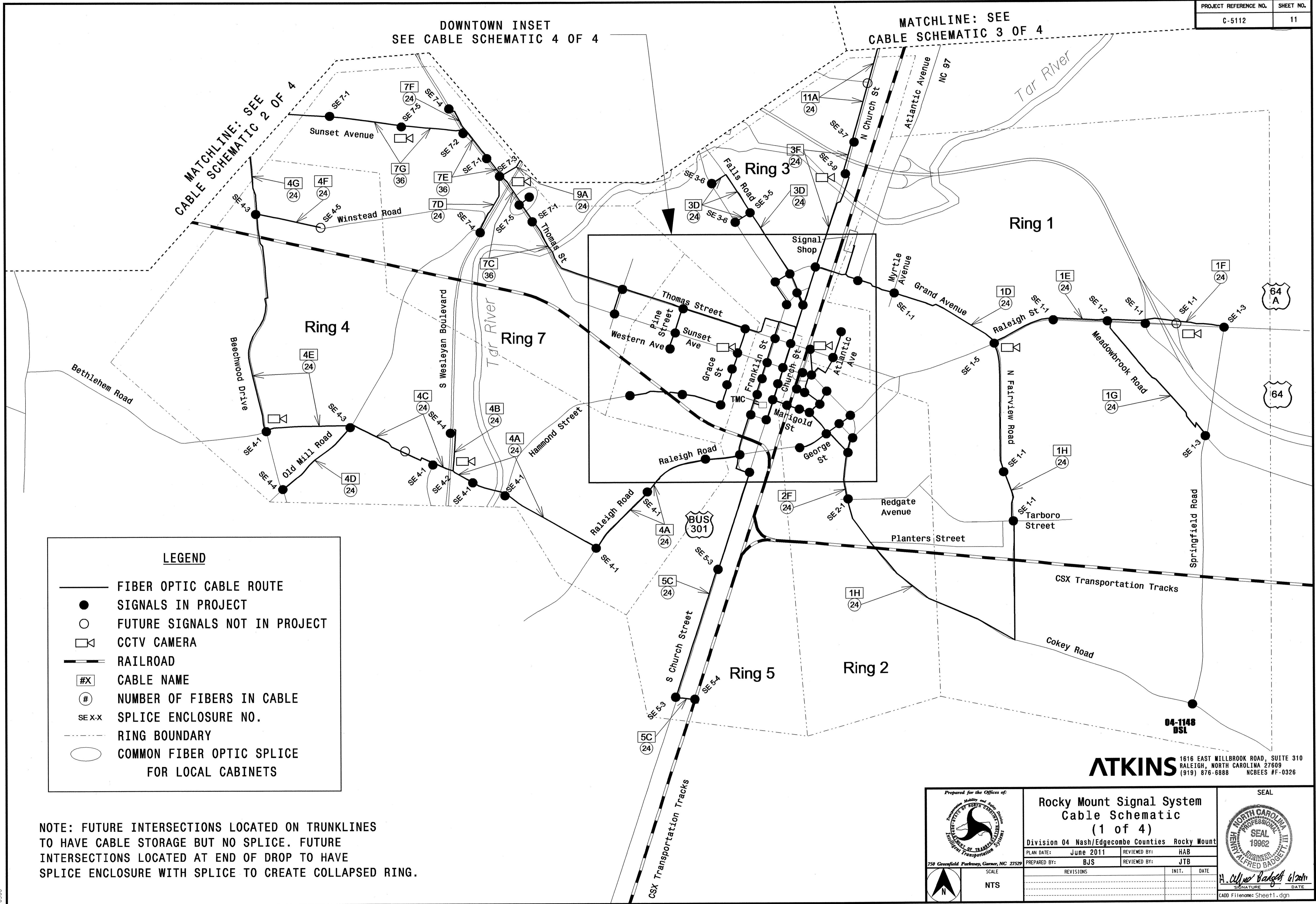
17-JUN-2011 15:22
 D:\Transportation\Traffic\Cur\100014457 Rocky Mt Sig Sys\Special Detail\Is\Fiber Rings\Fiber Rings&10.dgn
 18566

ATKINS 1616 EAST MILLBROOK ROAD, SUITE 310
 RALEIGH, NORTH CAROLINA 27609
 (919) 876-6888 NCBES #F-0326

| | | | |
|------------------------------|---|------------------------|---|
| | Rocky Mount Signal System Fiber-Optic Ring Schematic | | |
| | Division 04 Nash/Edgecombe Counties Rocky Mount | | |
| PLAN DATE: May 2011 | PREPARED BY: JAN/BKS | REVIEWED BY: MR Cooney | H. Alfred Badgett III SIGNATURE DATE |
| SCALE: NONE | REVISIONS: | INIT. DATE: | |
| CADD Filename: Rings9&10.dgn | | | SEAL |

DOWNTOWN INSET
SEE CABLE SCHEMATIC 4 OF 4

MATCHLINE: SEE
CABLE SCHEMATIC 3 OF 4



LEGEND

- FIBER OPTIC CABLE ROUTE
- SIGNALS IN PROJECT
- FUTURE SIGNALS NOT IN PROJECT
- ◻ CCTV CAMERA
- RAILROAD
- #X CABLE NAME
- # NUMBER OF FIBERS IN CABLE
- SE X-X SPLICE ENCLOSURE NO.
- - - RING BOUNDARY
- COMMON FIBER OPTIC SPLICE FOR LOCAL CABINETS

NOTE: FUTURE INTERSECTIONS LOCATED ON TRUNKLINES TO HAVE CABLE STORAGE BUT NO SPLICE. FUTURE INTERSECTIONS LOCATED AT END OF DROP TO HAVE SPLICE ENCLOSURE WITH SPLICE TO CREATE COLLAPSED RING.

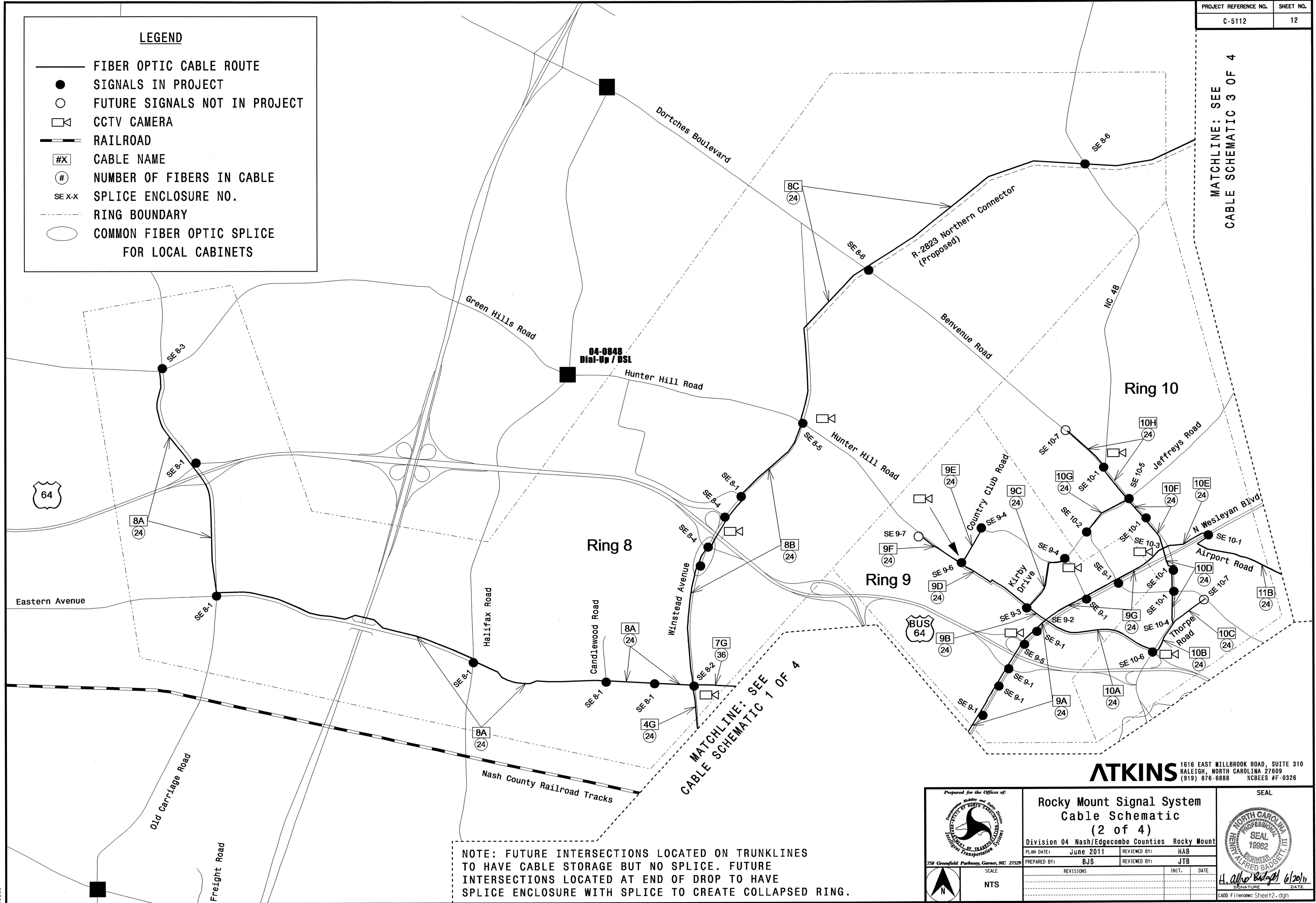
ATKINS 1616 EAST MILLBROOK ROAD, SUITE 310
RALEIGH, NORTH CAROLINA 27609
(919) 876-6888 NCBEES #F-0326

| | | | |
|-------------------------------|---|------------------|------------------|
| | Rocky Mount Signal System Cable Schematic (1 of 4) | | |
| | Division 04 Nash/Edgecombe Counties Rocky Mount | | |
| PLAN DATE: June 2011 | REVIEWED BY: HAB | PREPARED BY: BJS | REVIEWED BY: JTB |
| SCALE: NTS | REVISIONS: | INIT.: | DATE: |
| Signature: <i>H. Baigotti</i> | | Date: | |

17-JUN-2011 15:56
 D:\Transportation\Charlottesville\TransITS\NCDOT\Rocky Mount Signal System\Comms and ITS\Task 4 - Communications Systems\Task 4.3\Sheet1.dgn
 18566

LEGEND

- FIBER OPTIC CABLE ROUTE
- SIGNALS IN PROJECT
- FUTURE SIGNALS NOT IN PROJECT
- ◻ CCTV CAMERA
- RAILROAD
- #X CABLE NAME
- # NUMBER OF FIBERS IN CABLE
- SE X-X SPLICE ENCLOSURE NO.
- - - RING BOUNDARY
- COMMON FIBER OPTIC SPLICE FOR LOCAL CABINETS



MATCHLINE: SEE CABLE SCHEMATIC 3 OF 4

MATCHLINE: SEE CABLE SCHEMATIC 1 OF 4

NOTE: FUTURE INTERSECTIONS LOCATED ON TRUNKLINES TO HAVE CABLE STORAGE BUT NO SPLICE. FUTURE INTERSECTIONS LOCATED AT END OF DROP TO HAVE SPLICE ENCLOSURE WITH SPLICE TO CREATE COLLAPSED RING.

ATKINS 1616 EAST MILLBROOK ROAD, SUITE 310
RALEIGH, NORTH CAROLINA 27609
(919) 876-6888 NCBEES #F-0326

| | | | |
|------------|--|------------------|--|
| | Prepared for the Offices of: Rocky Mount Signal System Cable Schematic (2 of 4) | | SEAL |
| | Division 04 Nash/Edgecombe Counties Rocky Mount | | |
| | PLAN DATE: June 2011 | REVIEWED BY: HAB | SIGNATURE: <i>H. Alfred Baggitt, III</i> DATE: 6/20/11 |
| | PREPARED BY: BJS | REVIEWED BY: JTB | |
| SCALE: NTS | REVISIONS: | INIT. DATE: | GADD File name: Sheet2.dgn |

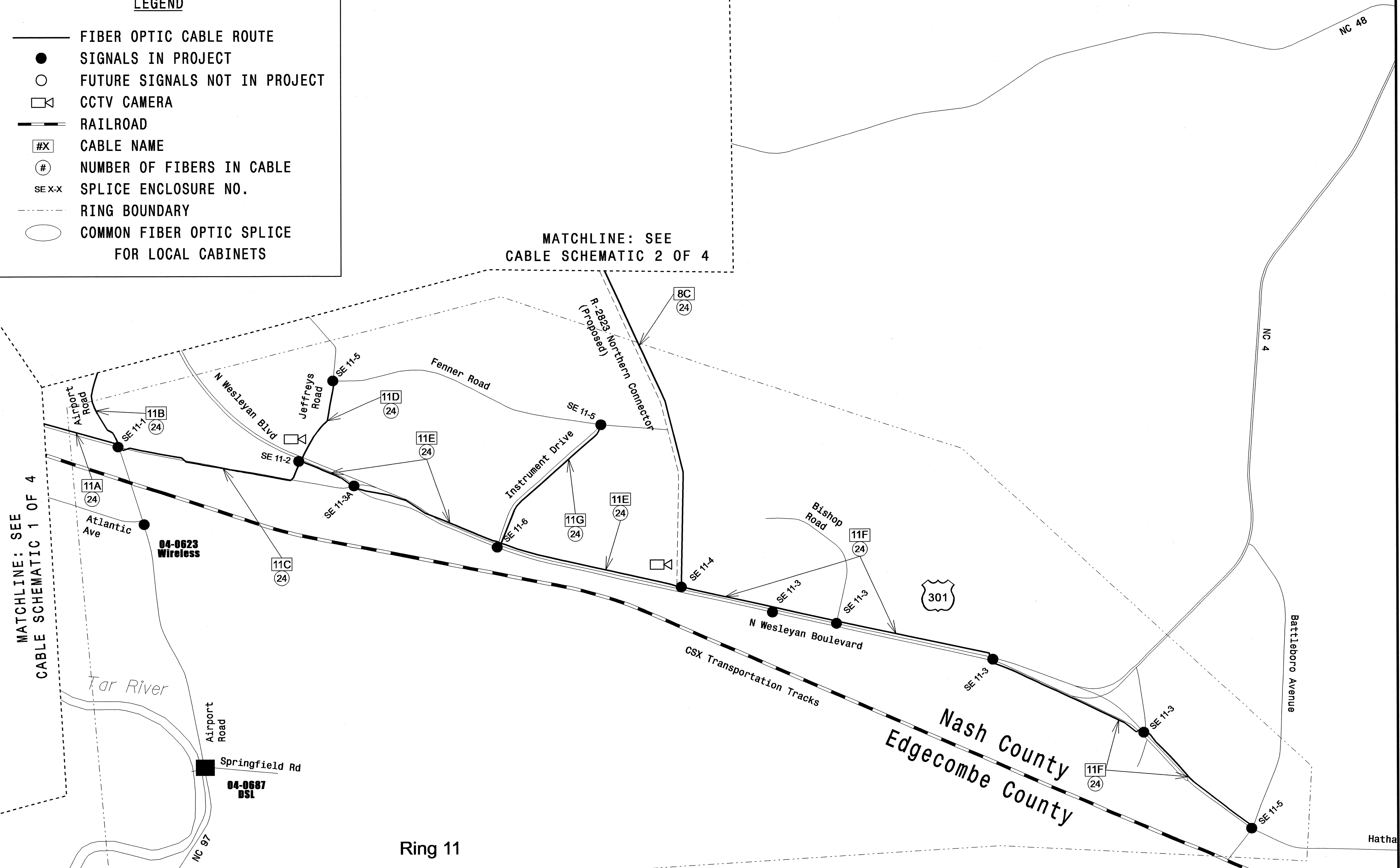
17-JUN-2011 15:56 D:\Transportation\CharLotte\Trans\ITS\NCDDT\Rocky Mount Signal Systems\Comms and ITS\Task 4 - Communications System\Task 4.3\Sheet2.dgn 18566

LEGEND

- FIBER OPTIC CABLE ROUTE
- SIGNALS IN PROJECT
- FUTURE SIGNALS NOT IN PROJECT
- ◻ CCTV CAMERA
- RAILROAD
- ▭ #X CABLE NAME
- ⊕ # NUMBER OF FIBERS IN CABLE
- SE X-X SPLICE ENCLOSURE NO.
- - - RING BOUNDARY
- COMMON FIBER OPTIC SPLICE FOR LOCAL CABINETS

MATCHLINE: SEE
CABLE SCHEMATIC 2 OF 4

MATCHLINE: SEE
CABLE SCHEMATIC 1 OF 4



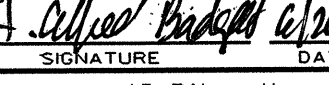


| CABLE NO. = | | | | 1A | 1B | 1C | 1D | 1E | 1F | 1G | 1H | 2A | 2B | 2C | 2D | 2E | 2F | 2G | 2H | 2I | 2J | 2K |
|-------------------|--------|---------------|--------|-----------|-----------|----------|-----------|----------|----------|----------|-----------|-----------|-----------|----------|----------|-----------|-----------|----------|----------|----------|----------|----------|
| NO. OF FIBERS = | | | | 24 | 24 | 24 | 24 | 24 | 24 | 24 | 24 | 24 | 24 | 24 | 24 | 24 | 24 | 24 | 24 | 24 | 24 | 24 |
| NEW OR EXISTING = | | | | NEW | NEW | NEW | NEW | NEW | NEW | NEW | NEW | NEW | NEW | NEW | NEW | NEW | NEW | NEW | NEW | NEW | NEW | NEW |
| > 24 STRANDS | | <= 24 STRANDS | | | | | | | | | | | | | | | | | | | | |
| TUBE | FIBERS | TUBE | FIBERS | | | | | | | | | | | | | | | | | | | |
| BLUE | 1/2 | BLUE | 1/2 | | | R1, PRI. | R1, PRI. | R1, PRI. | R1, PRI. | R1, PRI. | R1, PRI. | R1, PRI. | R1, PRI. | | | R1, PRI. | R1, PRI. | | | | | |
| BLUE | 3/4 | BLUE | 3/4 | | | R2, PRI. | R2, PRI. | R1, SEC. | R1, SEC. | R1, SEC. | R2, PRI. | R2, PRI. | R2, PRI. | R2, PRI. | R2, PRI. | R2, PRI. | R2, PRI. | R2, PRI. | R2, PRI. | R2, PRI. | R3, SEC. | R3, SEC. |
| BLUE | 5/6 | BLUE | 5/6 | R12, SEC. | | R3, PRI. | R3, PRI. | | | | R3, PRI. | R3, PRI. | R3, PRI. | R2, SEC. | R2, SEC. | R3, PRI. | R2, SEC. | R3, PRI. | R3, PRI. | R3, PRI. | R3, PRI. | R3, PRI. |
| ORANGE | 1/2 | ORANGE | 1/2 | | | | | | | | | | | | | | | | | | | |
| ORANGE | 3/4 | ORANGE | 3/4 | | | | | | | | | | | | | | | | | | | |
| ORANGE | 5/6 | ORANGE | 5/6 | | | | | | | | | | | | | | | | | | | |
| GREEN | 1/2 | GREEN | 1/2 | | | | | | | | | | | | | | | | | | | |
| GREEN | 3/4 | GREEN | 3/4 | | | | | | | | | | | | | | | R2, SEC. | R2, SEC. | R2, SEC. | | |
| GREEN | 5/6 | GREEN | 5/6 | | | | | | | | | | | | | | | R3, SEC. | R3, SEC. | R3, SEC. | | |
| BROWN | 1/2 | BROWN | 1/2 | | | | | | | | | | | | | | | | | | | |
| BROWN | 3/4 | BROWN | 3/4 | | | | | | | | | | | | | | | | | | | |
| BROWN | 5/6 | BROWN | 5/6 | R12, PRI. | R12, PRI. | | R12, PRI. | | | | R12, PRI. | R12, PRI. | R12, PRI. | | | R12, PRI. | R12, PRI. | | | | | |
| SLATE | 1/2 | | | | | | | | | | | | | | | | | | | | | |
| SLATE | 3/4 | | | | | | | | | | | | | | | | | | | | | |
| SLATE | 5/6 | | | | | | | | | | | | | | | | | | | | | |
| WHITE | 1/2 | | | | | | | | | | | | | | | | | | | | | |
| WHITE | 3/4 | | | | | | | | | | | | | | | | | | | | | |
| WHITE | 5/6 | | | | | | | | | | | | | | | | | | | | | |
| RED | 1/2 | | | | | | | | | | | | | | | | | | | | | |
| RED | 3/4 | | | | | | | | | | | | | | | | | | | | | |
| RED | 5/6 | | | | | | | | | | | | | | | | | | | | | |
| BLACK | 1/2 | | | | | | | | | | | | | | | | | | | | | |
| BLACK | 3/4 | | | | | | | | | | | | | | | | | | | | | |
| BLACK | 5/6 | | | | | | | | | | | | | | | | | | | | | |

NOTE: FUSION SPLICE 24-STRAND CABLE 1A TO PLENUM RATED 48-STRAND CABLE INTO SIGNAL SHOP

| LEGEND | |
|--------|-------------------------------|
| R1 | RING NUMBER 1 |
| PRI. | PRIMARY FIBERS |
| SEC. | SECONDARY OR REDUNDANT FIBERS |

ATKINS 1616 EAST MILLBROOK ROAD, SUITE 310
RALEIGH, NORTH CAROLINA 27609
(919) 876-6888 NCBEEES #F-0326

| | | | |
|--|---|---|---|
|  Prepared for the Offices of: North Carolina Department of Transportation 750 Greenfield Parkway, Garner, NC 27529 | Rocky Mount Signal System Fiber Optic Usage Summary | |  |
| | Division 04 Nash/Edgecombe Counties Rocky Mount PLAN DATE: June 2011 REVIEWED BY: HAB PREPARED BY: BJS REVIEWED BY: JTB | | |
| SCALE | REVISIONS | INIT. | DATE |
| NTS | | | |
| | |  SIGNATURE DATE | |




| CABLE NO. = | | 6A | 6B | 6C | 6D | 7A | 7B | 7C | 7D | 7E | 7F | 7G | 8A | 8B | 8C* | 9A | 9B | 9C | 9D | 9E | 9F | 9G | |
|-------------------|--------|---------------|--------|-----------|----------|-----------|----------|-----------|----------|-----------|----------|----------|-----------|----------|-----------|----------|-----------|----------|----------|----------|----------|----------|----------|
| NO. OF FIBERS = | | 36 | 24 | 36 | 24 | 36 | 24 | 36 | 24 | 36 | 24 | 36 | 24 | 24 | 24 | 24 | 24 | 24 | 24 | 24 | 24 | 24 | |
| NEW OR EXISTING = | | NEW | NEW | NEW | NEW | NEW | NEW | NEW | NEW | NEW | NEW | NEW | NEW | EXIST. | EXIST. | NEW | EXIST. | NEW | EXIST. | NEW | NEW | NEW | |
| > 24 STRANDS | | <= 24 STRANDS | | | | | | | | | | | | | | | | | | | | | |
| TUBE | FIBERS | TUBE | FIBERS | | | | | | | | | | | | | | | | | | | | |
| BLUE | 1/2 | BLUE | 1/2 | | | | | | | | | | | | | | | | | | | | |
| BLUE | 3/4 | BLUE | 3/4 | | | | | | | | | | | | | | | | | | | | |
| BLUE | 5/6 | BLUE | 5/6 | | | | | | | | | | | | | | | | | | | | |
| ORANGE | 1/2 | ORANGE | 1/2 | R4, PRI. | | R4, PRI. | | R4, PRI. | | R4, PRI. | | R4, PRI. | | | | | | | | | | | |
| ORANGE | 3/4 | ORANGE | 3/4 | | R6, SEC. | | R6, SEC. | | | | | | | | | | | | | | | | |
| ORANGE | 5/6 | ORANGE | 5/6 | R6, PRI. | R6, PRI. | R6, PRI. | R6, PRI. | R6, PRI. | | R6, PRI. | | R6, PRI. | | | | | | | | | | | |
| GREEN | 1/2 | GREEN | 1/2 | R7, PRI. | | R7, PRI. | | R7, PRI. | R7, PRI. | R7, PRI. | R7, PRI. | R7, PRI. | R7, PRI. | | | | | | | | | | |
| GREEN | 3/4 | GREEN | 3/4 | | | | | | R7, SEC. | | R7, SEC. | | | R8, PRI. | R8, PRI. | R8, PRI. | | R9, SEC. | R9, SEC. | R9, SEC. | R9, SEC. | R9, SEC. | |
| GREEN | 5/6 | GREEN | 5/6 | R9, PRI. | | R9, PRI. | | R9, PRI. | | R9, PRI. | | | R8, SEC. | | | | R9, PRI. | R9, PRI. | R9, PRI. | R9, PRI. | R9, PRI. | R9, PRI. | R9, PRI. |
| BROWN | 1/2 | BROWN | 1/2 | R10, PRI. | | R10, PRI. | | R10, PRI. | | R10, PRI. | | | | | | | R10, PRI. | | | | | | |
| BROWN | 3/4 | BROWN | 3/4 | R11, PRI. | | R11, PRI. | | R11, PRI. | | R11, PRI. | | | R11, PRI. | | R11, PRI. | | | | | | | | |
| BROWN | 5/6 | BROWN | 5/6 | | | | | | | | | | | | | | | | | | | | |
| SLATE | 1/2 | | | | | | | | | | | | | | | | | | | | | | |
| SLATE | 3/4 | | | | | | | | | | | | | | | | | | | | | | |
| SLATE | 5/6 | | | | | | | | | | | | | | | | | | | | | | |
| WHITE | 1/2 | | | | | | | | | | | | | | | | | | | | | | |
| WHITE | 3/4 | | | | | | | | | | | | | | | | | | | | | | |
| WHITE | 5/6 | | | | | | | | | | | | | | | | | | | | | | |
| RED | 1/2 | | | | | | | | | | | | | | | | | | | | | | |
| RED | 3/4 | | | | | | | | | | | | | | | | | | | | | | |
| RED | 5/6 | | | | | | | | | | | | | | | | | | | | | | |
| BLACK | 1/2 | | | | | | | | | | | | | | | | | | | | | | |
| BLACK | 3/4 | | | | | | | | | | | | | | | | | | | | | | |
| BLACK | 5/6 | | | | | | | | | | | | | | | | | | | | | | |

* EXISTING CABLES 8C AND 11E ARE CONFIGURED AS TWO TUBES OF 12 STRANDS EACH. THE EXISTING CABLES MATCH WITH THE PROPOSED CABLES AS FOLLOW:

| | |
|---------------------------|---------------------------|
| EXISTING TUBE/ STRANDS | PROPOSED TUBE/ STRANDS |
| BLUE 1-6..... | BLUE 1-6 |
| BLUE 7-12..... | ORANGE 1-6 |
| ORANGE 1-6..... | GREEN 1-6 |
| ORANGE 7-12..... | BROWN 1-6 |

| LEGEND | |
|--------|-------------------------------|
| R1 | RING NUMBER 1 |
| PRI. | PRIMARY FIBERS |
| SEC. | SECONDARY OR REDUNDANT FIBERS |

ATKINS 1616 EAST WILLBROOK ROAD, SUITE 310
RALEIGH, NORTH CAROLINA 27609
(919) 876-6888 NCBES #F-0326

| | | | |
|--|---|-------|--|
|  Prepared for the Offices of: North Carolina Department of Transportation 750 Greenfield Parkway, Garner, NC 27529 | Rocky Mount Signal System Fiber Optic Usage Summary | |  SEAL 19862 HENRY ALFRED BADGETT III ENGINEER NORTH CAROLINA |
| | Division 04 Nash/Edgecombe Counties Rocky Mount PLAN DATE: June 2011 REVIEWED BY: HAB PREPARED BY: BJS REVIEWED BY: JTB | | |
| SCALE NTS | REVISIONS | INIT. | DATE |
| | | | |
| SIGNATURE | | | DATE |
|  | | | 6/20/11 |



| CABLE NO. = | | 10A | 10B | 10C | 10D | 10E | 10F | 10G | 10H | 11A | 11B | 11C | 11D | 11E* | 11F | 11G |
|-------------------|--------|---------------|--------|-----------|-----------|-----------|-----------|-----------|-----------|-----------|-----------|-----------|-----------|-----------|-----------|-----------|
| NO. OF FIBERS = | | 24 | 24 | 24 | 24 | 24 | 24 | 24 | 24 | 24 | 24 | 24 | 24 | 24 | 24 | 24 |
| NEW OR EXISTING = | | EXIST. | NEW | NEW | NEW | NEW | NEW | NEW | NEW | NEW | NEW | NEW | NEW | EXIST. | NEW | EXIST. |
| > 24 STRANDS | | <= 24 STRANDS | | | | | | | | | | | | | | |
| TUBE | FIBERS | TUBE | FIBERS | | | | | | | | | | | | | |
| BLUE | 1/2 | BLUE | 1/2 | | | | | | | | | | | | | |
| BLUE | 3/4 | BLUE | 3/4 | | | | | | | | | | | | | |
| BLUE | 5/6 | BLUE | 5/6 | | | | | | | | | | | | | |
| ORANGE | 1/2 | ORANGE | 1/2 | | | | | | | | | | | | | |
| ORANGE | 3/4 | ORANGE | 3/4 | | | | | | | | | | | | | |
| ORANGE | 5/6 | ORANGE | 5/6 | | | | | | | | | | | | | |
| GREEN | 1/2 | GREEN | 1/2 | | | | | | | | | | | | | |
| GREEN | 3/4 | GREEN | 3/4 | | | | | | | R8, PRI. | | R8, PRI. | | R8, PRI. | | |
| GREEN | 5/6 | GREEN | 5/6 | | | | | R9, PRI. | | R9, PRI. | R9, PRI. | | | | | |
| BROWN | 1/2 | BROWN | 1/2 | R10, PRI. | R10, PRI. | R10, PRI. | R10, PRI. | R10, PRI. | R10, PRI. | R10, PRI. | R10, PRI. | R10, PRI. | R10, PRI. | R10, PRI. | R10, PRI. | R10, PRI. |
| BROWN | 3/4 | BROWN | 3/4 | | | R10, SEC. | | | | R10, SEC. | R10, SEC. | R10, SEC. | R11, PRI. | | | |
| BROWN | 5/6 | BROWN | 5/6 | | | | | | | | | | R11, PRI. | R11, PRI. | R11, PRI. | R11, PRI. |
| SLATE | 1/2 | | | | | | | | | | | | | | | |
| SLATE | 3/4 | | | | | | | | | | | | | | | |
| SLATE | 5/6 | | | | | | | | | | | | | | | |
| WHITE | 1/2 | | | | | | | | | | | | | | | |
| WHITE | 3/4 | | | | | | | | | | | | | | | |
| WHITE | 5/6 | | | | | | | | | | | | | | | |
| RED | 1/2 | | | | | | | | | | | | | | | |
| RED | 3/4 | | | | | | | | | | | | | | | |
| RED | 5/6 | | | | | | | | | | | | | | | |
| BLACK | 1/2 | | | | | | | | | | | | | | | |
| BLACK | 3/4 | | | | | | | | | | | | | | | |
| BLACK | 5/6 | | | | | | | | | | | | | | | |

* EXISTING CABLES 8C AND 11E ARE CONFIGURED AS TWO TUBES OF 12 STRANDS EACH. THE EXISTING CABLES MATCH WITH THE PROPOSED CABLES AS FOLLOW:

| | |
|---------------------------|---------------------------|
| EXISTING TUBE/ STRANDS | PROPOSED TUBE/ STRANDS |
| BLUE 1-6..... | BLUE 1-6 |
| BLUE 7-12..... | ORANGE 1-6 |
| ORANGE 1-6..... | GREEN 1-6 |
| ORANGE 7-12..... | BROWN 1-6 |

| LEGEND | |
|--------|-------------------------------|
| R1 | RING NUMBER 1 |
| PRI. | PRIMARY FIBERS |
| SEC. | SECONDARY OR REDUNDANT FIBERS |

ATKINS 1616 EAST WILLBROOK ROAD, SUITE 310
RALEIGH, NORTH CAROLINA 27609
(919) 876-6888 NCBEES #F-0326

| | | | |
|--|--|------------------|--|
|  Prepared for the Offices of: Transportation, Safety and Security Division DEPARTMENT OF TRANSPORTATION North Carolina Highway Transportation System | Rocky Mount Signal System Fiber Optic Usage Summary | |  SEAL HENRY ALFRED BADGETT ENGINEER 19962 |
| | Division 04 Nash/Edgecombe Counties Rocky Mount | | |
| PLAN DATE: June 2011 | REVIEWED BY: HAB | PREPARED BY: BJS | |
| SCALE: NTS | REVISIONS: | INIT.: | DATE: |
| SIGNATURE: <i>H. Alfred Badgett</i> DATE: 6/20/11 | | | |

| FS Sheet No. | Splice No. | Signal Inventory / CCTV No. |
|--------------|------------|--------------------------------------|
| FS-02 | 1-1 | 04-0058 |
| | | 04-0570 |
| | | 04-0168 |
| | | 04-0382 |
| | | 04-0653 |
| | | + / CCTV 11 |
| FS-03 | 1-2 | 04-0685 |
| | 1-3 | 04-0667 04-1149 |
| FS-04 | 1-4 | 04-0079 |
| | 1-5 | 04-0165 / CCTV 10 |
| FS-05 | 2-1 | 04-0056 C-0209 |
| | 2-2 | C-0211, C-0208 |
| | 2-3 | 04-0052 |
| FS-06 | 2-4 | 04-0054 |
| FS-07 | 2-5 | 04-0081, C-0212 |
| FS-08 | 2-6 | 04-0067, 04-0066 |
| | 2-7 | 04-0167, 04-0053 04-0057, 04-0643 |
| FS-09 | 2-8 | 04-0076, 04-0055 |
| FS-10 | 3-1 | Splice Cabinet |
| FS-11 | 3-2 | 04-0050, 04-0039 |
| FS-12 | 3-3 | 04-0074 |
| | | 04-0408 |
| | | 04-0118 |
| | 3-4 | 04-0040 |
| | | 04-0078 |
| | | 04-0397 |
| 3-5 | 04-0468 | |
| | 04-0477 | |
| FS-13 | 3-6 | 04-1324 |
| | 3-7 | 04-0072 / CCTV 9 |

| FS Sheet No. | Splice No. | Signal Inventory / CCTV No. |
|--------------|------------|-----------------------------|
| FS-14 | 3-9 | 04-0612 / CCTV 4 |
| | 4-1 | 04-0739 |
| | | 04-0827 / CCTV 6 |
| | | 04-0691 |
| | | 04-0817 |
| | | 04-0032 |
| 04-0116 | | |
| FS-15 | 4-2 | * / CCTV 7 |
| | 4-3 | 04-0737 04-0746 |
| FS-16 | 4-4 | 04-1105 04-0753 |
| | 4-5 | + |
| | 5-1 | 04-0045 |
| | | 04-0047 |
| | | 04-0048 |
| 04-0046 | | |
| 04-0036 | | |
| FS-17 | 5-2 | 04-0035 |
| | | 04-0037 |
| | | 04-0038 |
| | | 04-0044 |
| FS-18 | 5-3 | 04-0034 |
| | | 04-0043 |
| | | 04-0083 |
| FS-19 | 5-4 | 04-0041 |
| | | 04-0166 |
| FS-20 | 5-5 | 04-0033 |
| | | City Hall |
| | 6-1 | 04-0069 |
| | | 04-0070 |
| | | C-0112 |
| | | C-0111 |
| 6-2 | C-0110 | |
| | C-0107 | |

| FS Sheet No. | Splice No. | Signal Inventory / CCTV No. |
|--------------|------------|-----------------------------|
| FS-21 | 6-3 | C-0103 |
| | 6-4 | 04-0028, C-0106 |
| FS-22 | 6-5 | 04-0065 / CCTV 8 |
| | 7-1 | 04-0680 |
| | | 04-0063 |
| 04-0062 | | |
| FS-23 | 7-2 | 04-0061 04-0068 |
| FS-24 | 7-3 | 04-0429 / CCTV 1 |
| FS-25 | 7-4 | 04-0030 |
| | | 04-0740 |
| | | 04-0461 |
| FS-26 | 7-5 | 04-0558 / CCTV 18 |
| | | 04-0666, C-1103 |
| | | 04-0654 |
| | | 04-1363 |
| | | 04-1026 |
| FS-27 | 8-1 | 04-0571 |
| | | 04-0932 |
| | | 04-0796 |
| | | 04-0378 / CCTV 5 |
| | | 04-1030 |
| | | 04-0798, 04-0390 |
| FS-28 | 8-2 | 04-0797 / CCTV 20 |
| | | 04-0656 / CCTV 19 |
| | | 04-1348 |
| | | 04-1350 |
| | | 04-1300 |
| | | 04-0682 |
| FS-29 | 8-3 | 04-0169 |
| | | 04-1158 |
| | | 04-0802 |
| | | 04-0618 |
| | | * |
| FS-30 | 8-4 | 04-1299 |
| | 9-1 | |

| FS Sheet No. | Splice No. | Signal Inventory / CCTV No. |
|--------------|-------------|-----------------------------|
| FS-29 | 9-4 | 04-0849 |
| | 9-5 | 04-0886 / CCTV 16 |
| FS-30 | 9-6 | 04-0617 / CCTV 2 |
| | 9-7 | + |
| FS-31 | 10-1 | 04-0401 / CCTV 15 |
| | | 04-0882 |
| | | 04-0681 |
| | | 04-0523 |
| FS-32 | 10-2 | 04-0572 |
| | 10-3 | 04-1240 |
| FS-33 | 10-4 | * / CCTV 3 |
| | 10-5 | * |
| FS-34 | 10-6 | 04-0704 |
| | 10-7 | 04-0690 / CCTV 14 |
| FS-35 | 10-8 | ++ |
| | 11-1 | 04-0107 |
| | 11-2 | 04-0386 / CCTV 13 |
| | | 04-0651 |
| | | 04-1314 |
| FS-36 | 11-3 | 04-0434 |
| | 11-3A | 04-0376 |
| FS-37 | 11-4 | 04-0109 |
| | 11-5 | 04-1352 / CCTV 12 |
| | | 04-0857 |
| FS-38 | 11-6 | 04-1033 |
| | 12-1 | 04-0084 |
| TMC | Signal Shop | Signal Shop |
| | City Hall | City Hall |




17-JUN-2011 15:23 D:\Transportation\Charlottesville\Trans\ITS\NODT\Rocky Mount Signal System\Comms and ITS\Splice Details\FS-01.dgn

| LEGEND | |
|-----------------------------|---|
| COLOR CODE TIA/EIA 598-B | X = FUSION SPlice INDIVIDUAL FIBER |
| (1) BLUE (7) RED | C = CAP AND SEAL |
| (2) ORANGE (8) BLACK | EXPRESS = EXPRESS ENTIRE BUFFER TUBE / FIBERS THROUGH WITHOUT CUTTING |
| (3) GREEN (9) YELLOW | BUFFER SPlice = SPlice ALL FIBERS IN BUFFER TUBE COLOR TO COLOR |
| (4) BROWN (10) VIOLET | |
| (5) SLATE (11) ROSE | |
| (6) WHITE (12) AQUA | |

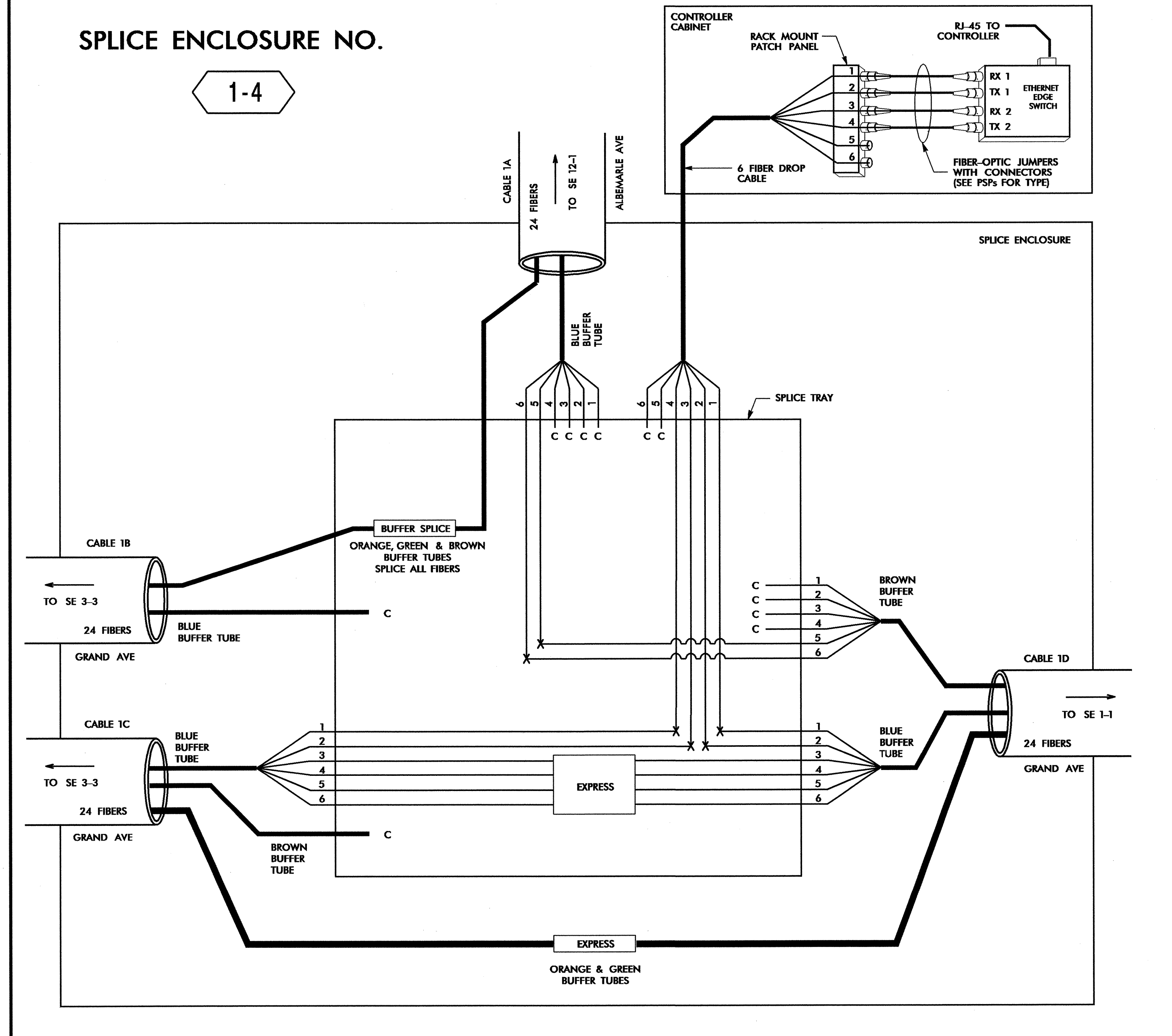
| NOTES |
|--|
| 1. UNUSED FIBERS LEFT COILED AND STORED IN SPlice TRAY |
| 2. UNUSED BUFFER TUBES LEFT COILED AND STORED IN SPlice ENCLOSURE |
| 3. EDGE SWITCH CONFIGURATIONS ARE GENERIC. CONTRACTOR IS RESPONSIBLE FOR DETERMINING/ENSURING THE PROPER TERMINATIONS. |

* SPlice LOCATED AT NON-SIGNALIZED INTERSECTION
 + SPlice LOCATED AT FUTURE SIGNALIZED INTERSECTION

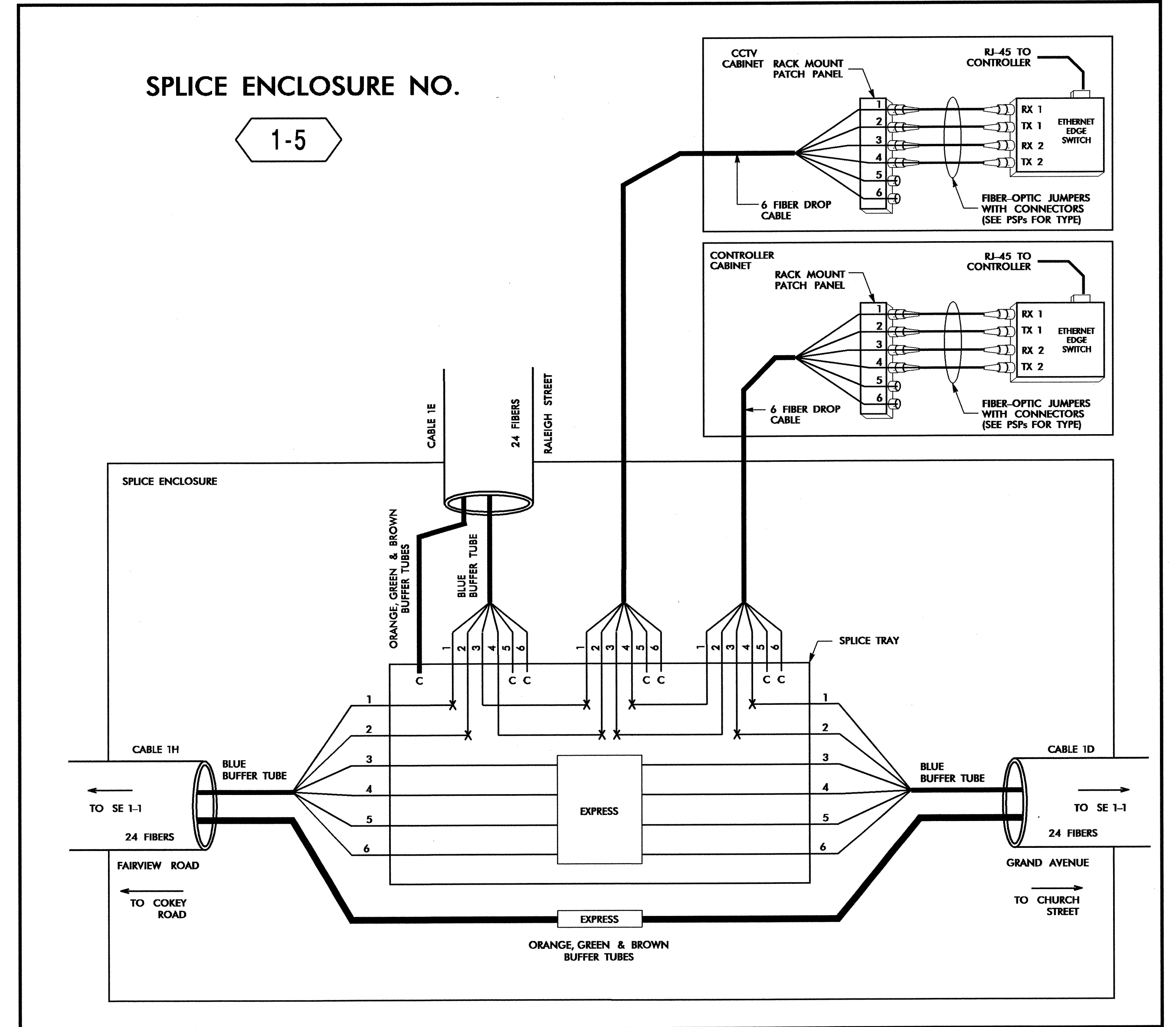
ATKINS 1616 EAST MILLBROOK ROAD, SUITE 310
 RALEIGH, NORTH CAROLINA 27609
 (919) 876-6888 NCBES #F-0326

| | | | |
|---|---|-------|---|
|  Prepared for the Offices of: Transportation, Mobility and Safety Division DEPARTMENT OF TRANSPORTATION DIVISION OF TRANSPORTATION SYSTEMS 250 Greenfield Parkway, Garner, NC 27529 | Rocky Mount Signal System Fiber Optic Splicing Details Key Sheet | |  SEAL 19962 ALFRED B. BISSETT ENGINEER NORTH CAROLINA |
| | Division 04 Nash/Edgecombe Counties Rocky Mount PLAN DATE: JUNE 2011 REVIEWED BY: HAB PREPARED BY: BJS REVIEWED BY: JTB | | |
| SCALE NTS | REVISIONS | INIT. | DATE |
| | | | |
| SIGNATURE | | | DATE |
|  | | | |

SPLICE ENCLOSURE NO. 1-4



SPLICE ENCLOSURE NO. 1-5



17-JUN-2011 15:23 D:\tr\transportation\charlotte\ITSS\NODOT\Rocky Mount Signal System\Comms and ITS\Splice Details\F-03.dgn

| COLOR CODE | |
|------------|-------------|
| (1) BLUE | (7) RED |
| (2) ORANGE | (8) BLACK |
| (3) GREEN | (9) YELLOW |
| (4) BROWN | (10) VIOLET |
| (5) SLATE | (11) ROSE |
| (6) WHITE | (12) AQUA |

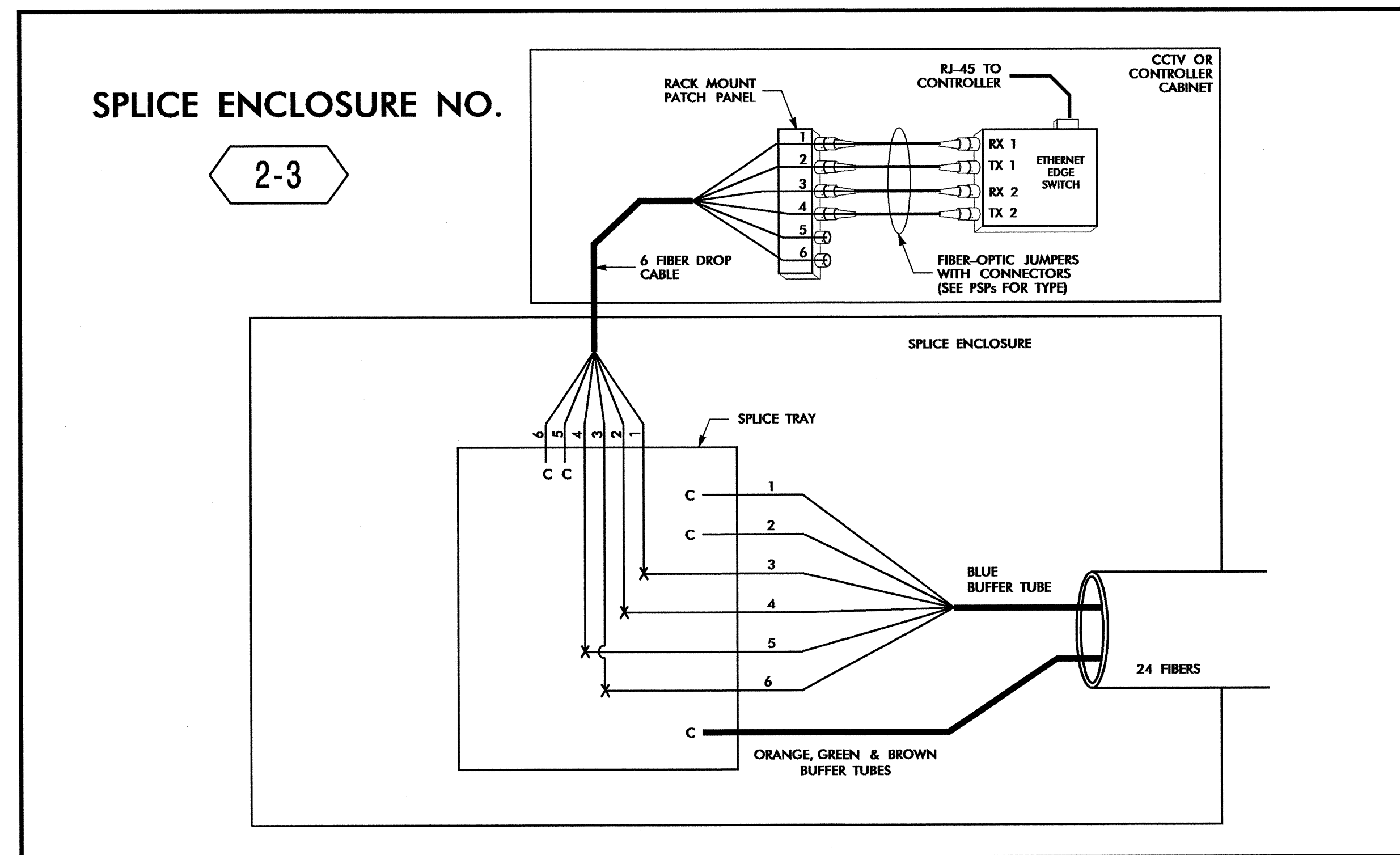
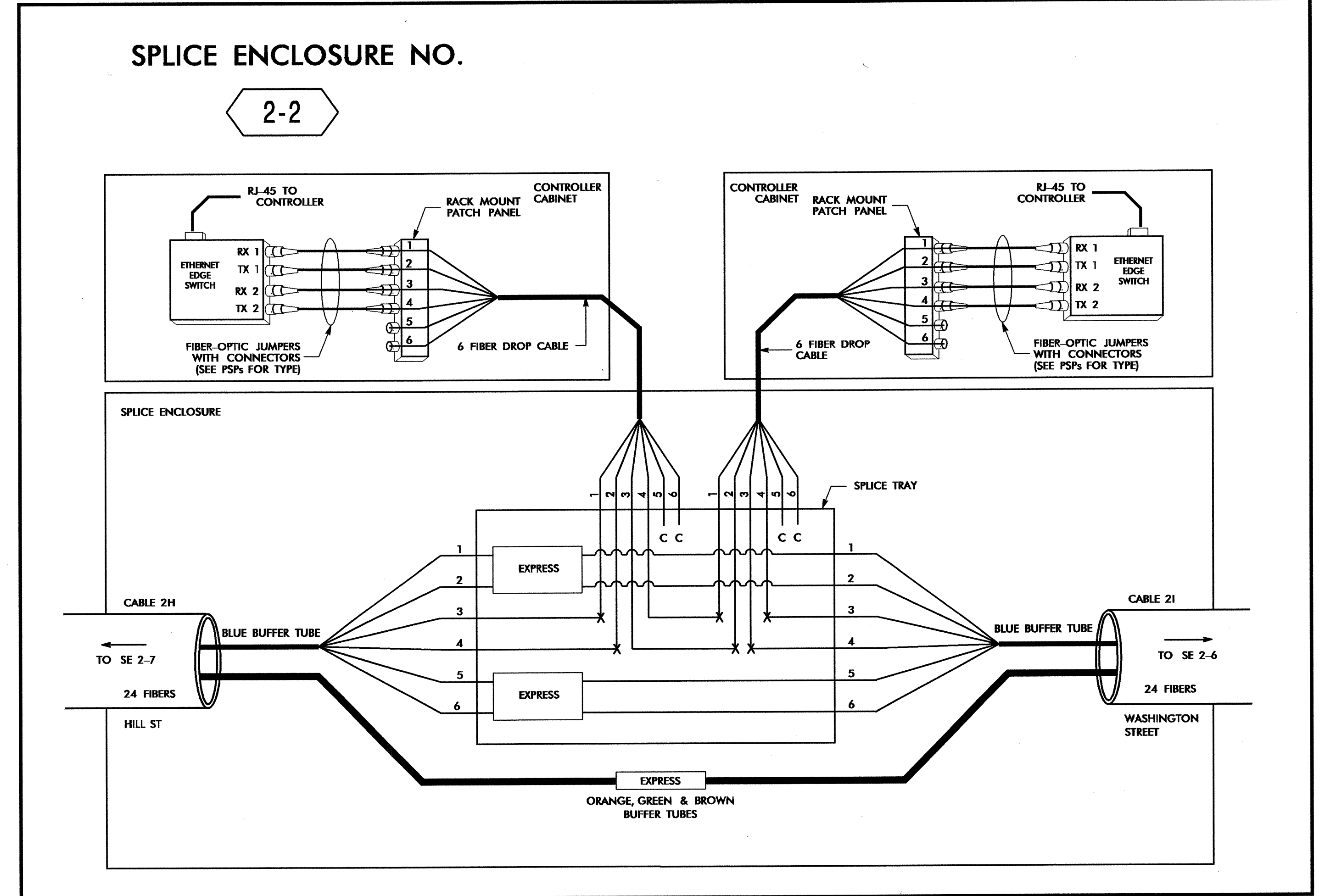
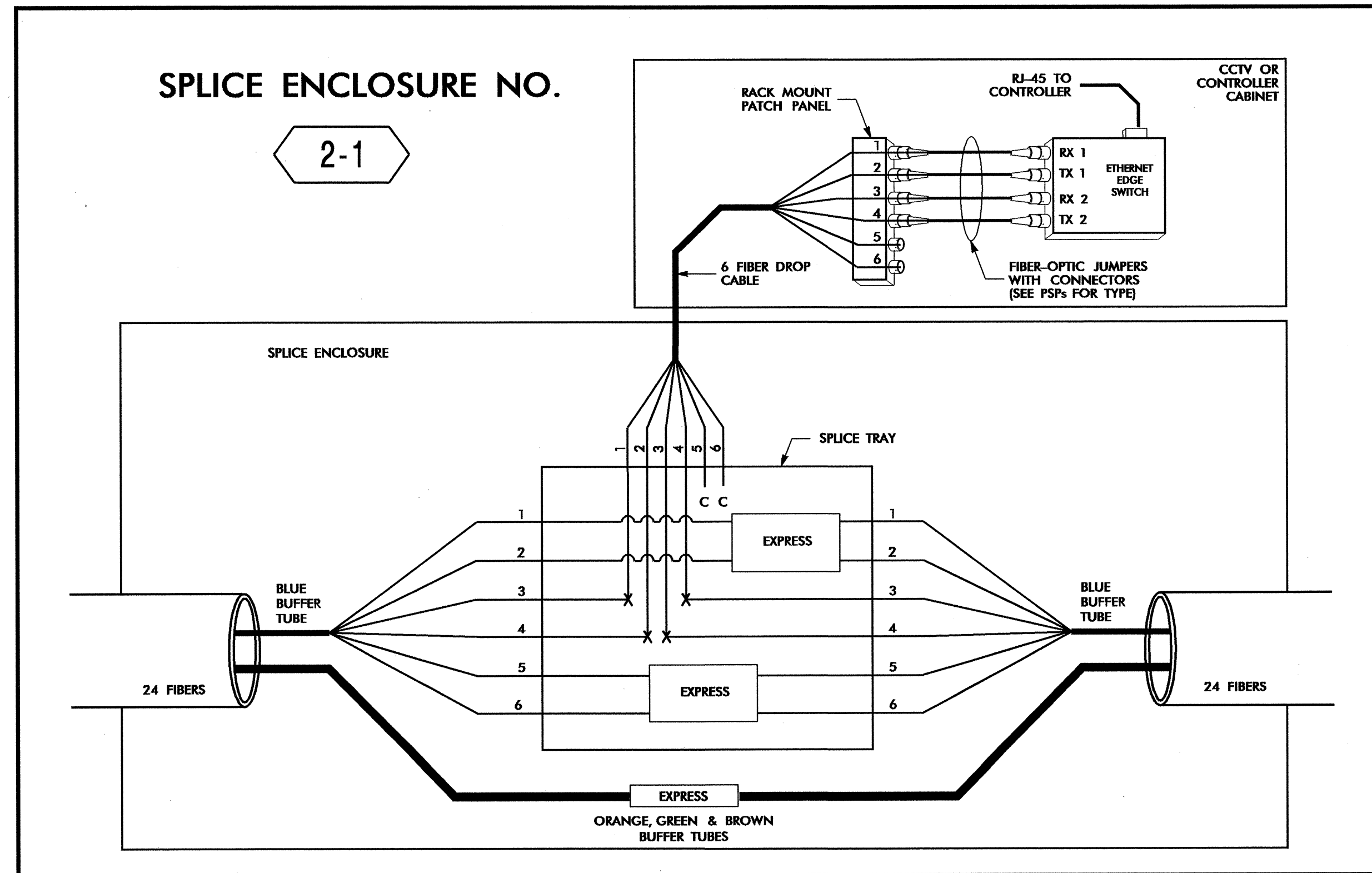
| LEGEND | |
|---------------|---|
| X | FUSION SPLICE INDIVIDUAL FIBER |
| C | CAP AND SEAL |
| EXPRESS | EXPRESS ENTIRE BUFFER TUBE/FIBERS THROUGH WITHOUT CUTTING |
| BUFFER SPLICE | SPLICE ALL FIBERS IN BUFFER TUBE COLOR TO COLOR |

- NOTES**
- UNUSED FIBERS LEFT COILED AND STORED IN SPLICE TRAY
 - UNUSED BUFFER TUBES LEFT COILED AND STORED IN SPLICE ENCLOSURE
 - EDGE SWITCH CONFIGURATIONS ARE GENERIC. CONTRACTOR IS RESPONSIBLE FOR DETERMINING/ENSURING THE PROPER TERMINATIONS.

ATKINS 1616 EAST WILLBROOK ROAD, SUITE 310
RALEIGH, NORTH CAROLINA 27609
(919) 876-6888 NCBEEES #F-0326

| | | | |
|--|--|-------------------------|------------|
| | Prepared for the Offices of: | | SEAL |
| | Rocky Mount Signal System Fiber Optic Splicing Details Division 04 Nash/Edgecombe Counties Rocky Mount | | |
| PLAN DATE: JUNE 2011 PREPARED BY: BJS | REVIEWED BY: HAB REVIEWED BY: JTB | REVISIONS INIT. DATE | SCALE: NTS |

Signature: *Alfred Badgett*
 Date: _____
 CAD File Name: FS-03.dgn



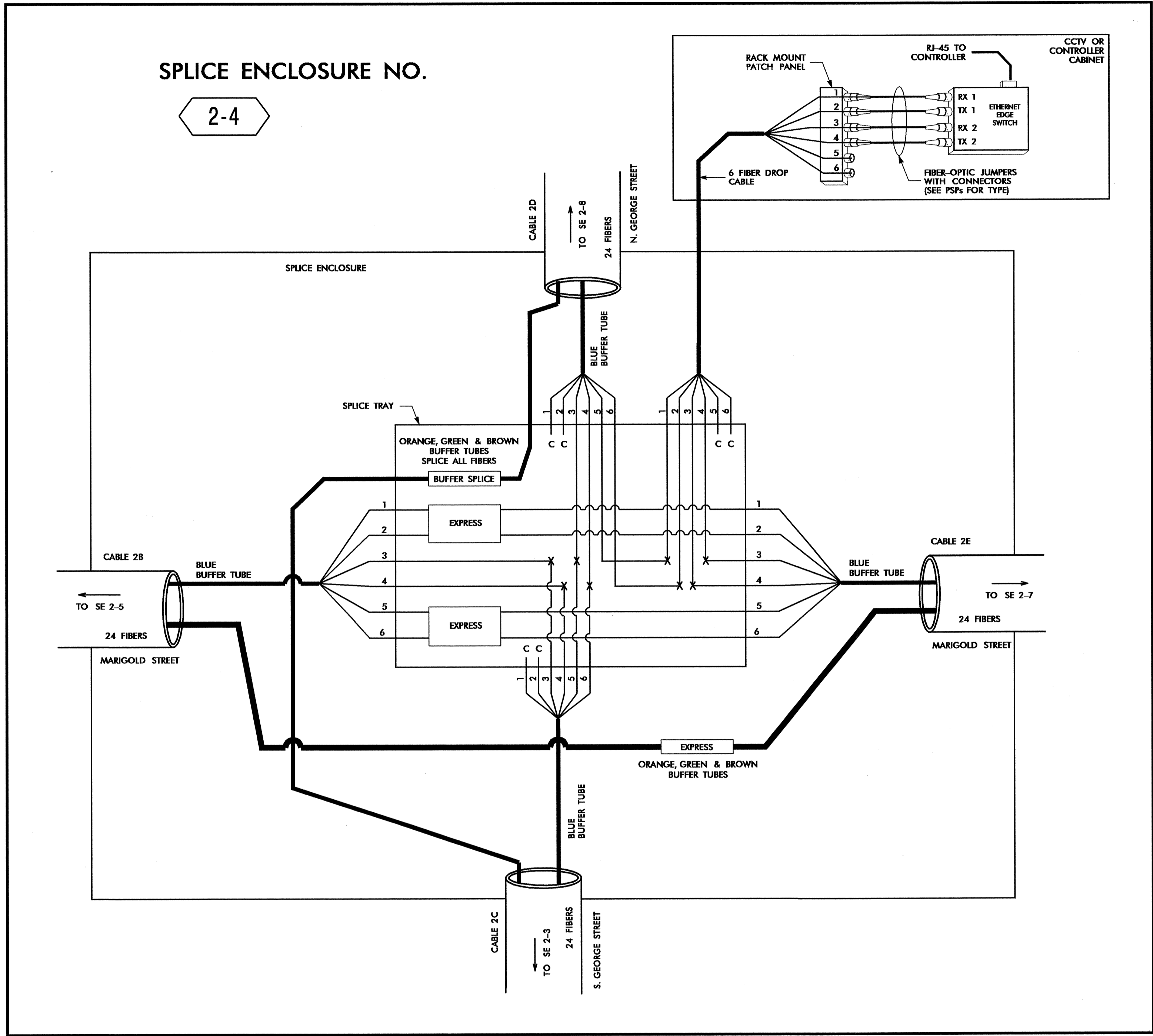
17-JUN-2011 15:23 D:\transpor\at\on\Char\offte\Trans\ITS\NCDOT\Rocky Mount Signal System\Comms and ITS\Splice Details\F-04.dgn 18566

| COLOR CODE TABLE 598-B | | LEGEND | | NOTES | |
|------------------------|-------------|---------------|---|-------|---|
| (1) BLUE | (7) RED | X | = FUSION SPLICE INDIVIDUAL FIBER | 1. | UNUSED FIBERS LEFT COILED AND STORED IN SPLICE TRAY |
| (2) ORANGE | (8) BLACK | C | = CAP AND SEAL | 2. | UNUSED BUFFER TUBES LEFT COILED AND STORED IN SPLICE ENCLOSURE |
| (3) GREEN | (9) YELLOW | EXPRESS | = EXPRESS ENTIRE BUFFER TUBE/FIBERS THROUGH WITHOUT CUTTING | 3. | EDGE SWITCH CONFIGURATIONS ARE GENERIC. CONTRACTOR IS RESPONSIBLE FOR DETERMINING/ENSURING THE PROPER TERMINATIONS. |
| (4) BROWN | (10) VIOLET | BUFFER SPLICE | = SPLICE ALL FIBERS IN BUFFER TUBE COLOR TO COLOR | | |
| (5) SLATE | (11) ROSE | | | | |
| (6) WHITE | (12) AQUA | | | | |

ATKINS 1616 EAST HILLBROOK ROAD, SUITE 310
RALEIGH, NORTH CAROLINA 27609
(919) 876-6888 NCBEE# F-0326

| | | | |
|--|---|--------------------------------------|--|
| | Rocky Mount Signal System Fiber Optic Splicing Details | | SEAL |
| | Division 04 Nash/Edgecombe Counties Rocky Mount | | |
| Prepared for the Offices of: 750 Greenfield Parkway, Garner, NC 27529 | PLAN DATE: JUNE 2011 PREPARED BY: BJS | REVIEWED BY: HAB REVIEWED BY: JTB | REVISIONS INIT. DATE |
| SCALE: NTS | | | SIGNATURE: <i>H. Alfred Badgett III</i> DATE: |

CADD File name: FS-04.dgn





17-JUN-2011 15:23
 D:\ncsp\proj\101\char\offte.Trans\ITS\N001\Rocky Mount Signal System\Comms and ITS\Splice Details\F-05.dgn
 18566

ATKINS 1616 EAST MILLBROOK ROAD, SUITE 310
 RALEIGH, NORTH CAROLINA 27609
 (919) 876-6888 NCBEES #F-0326

| COLOR CODE TIA/EIA 598-B | |
|-----------------------------|-------------|
| (1) BLUE | (7) RED |
| (2) ORANGE | (8) BLACK |
| (3) GREEN | (9) YELLOW |
| (4) BROWN | (10) VIOLET |
| (5) SLATE | (11) ROSE |
| (6) WHITE | (12) AQUA |

| LEGEND | |
|---------------|---|
| X | = FUSION SPLICE INDIVIDUAL FIBER |
| C | = CAP AND SEAL |
| EXPRESS | = EXPRESS ENTIRE BUFFER TUBE/FIBERS THROUGH WITHOUT CUTTING |
| BUFFER SPLICE | = SPLICE ALL FIBERS IN BUFFER TUBE COLOR TO COLOR |

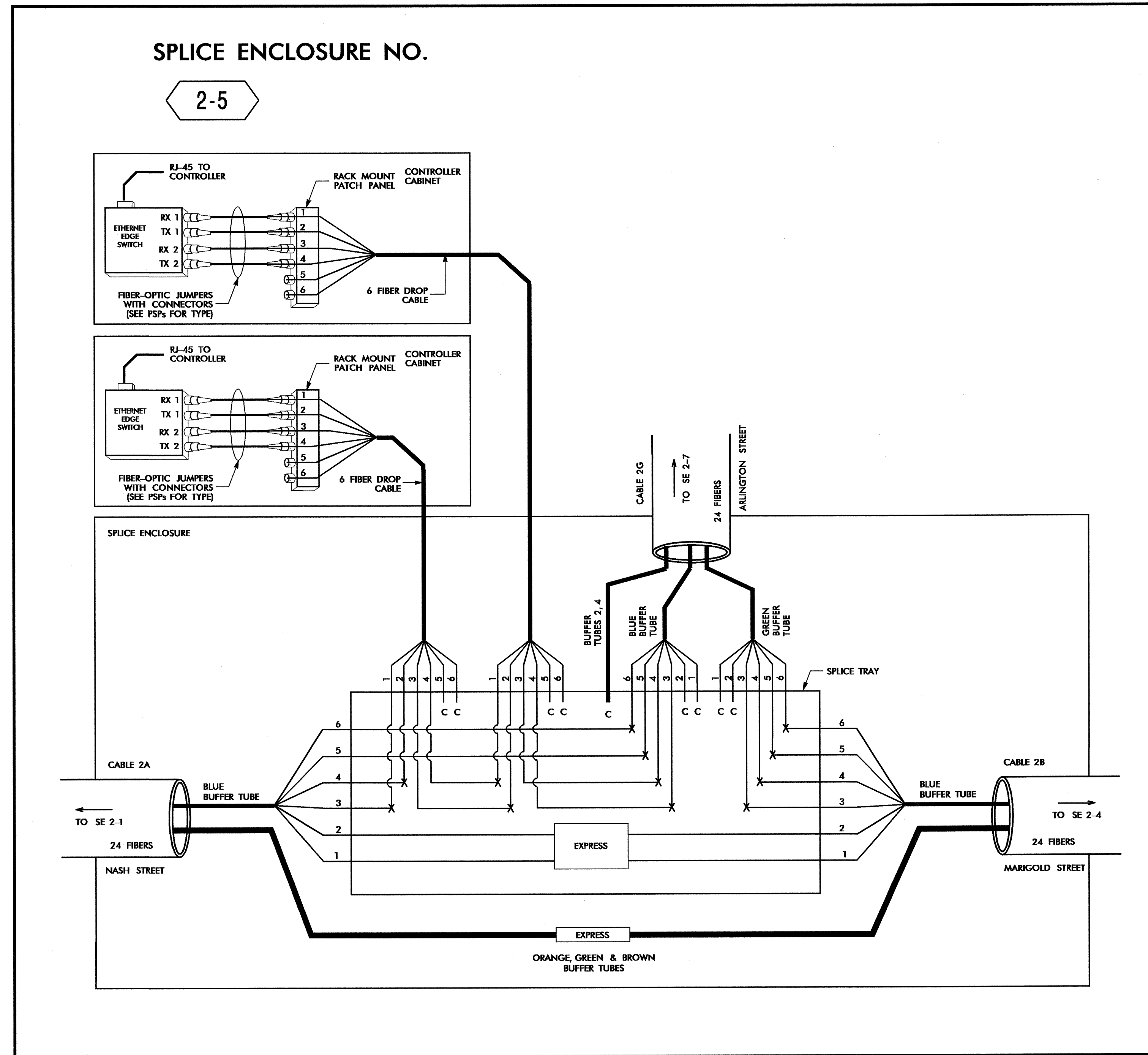
| NOTES | |
|-------|---|
| 1. | UNUSED FIBERS LEFT COILED AND STORED IN SPLICE TRAY |
| 2. | UNUSED BUFFER TUBES LEFT COILED AND STORED IN SPLICE ENCLOSURE |
| 3. | EDGE SWITCH CONFIGURATIONS ARE GENERIC. CONTRACTOR IS RESPONSIBLE FOR DETERMINING/ENSURING THE PROPER TERMINATIONS. |

| | | | |
|---|---|-------------------------|--|
| Prepared for the Offices of:  750 Greenfield Parkway, Garner, NC 27529 | Rocky Mount Signal System Fiber Optic Splicing Details | | SEAL  H. Alfred Badgett 6/10/11 SIGNATURE DATE |
| | Division 04 Nash/Edgecombe Counties Rocky Mount | | |
| PLAN DATE: JUNE 2011 PREPARED BY: BJS | REVIEWED BY: HAB REVIEWED BY: JTB | REVISIONS INIT. DATE | SCALE NTS |

CADD Filename: FS-05.dgn

SPLICE ENCLOSURE NO.

2-5



17-JUN-2011 15:23
 O:\transportation\Char\otte_Trans\ITS\NCDDT\Rocky Mount_Signal_System\Comms and ITS\Splice Details\FS-06.dgn
 18566

ATKINS 1616 EAST WILLBROOK ROAD, SUITE 310
 RALEIGH, NORTH CAROLINA 27609
 (919) 876-6888 NCBEEES #F-0326

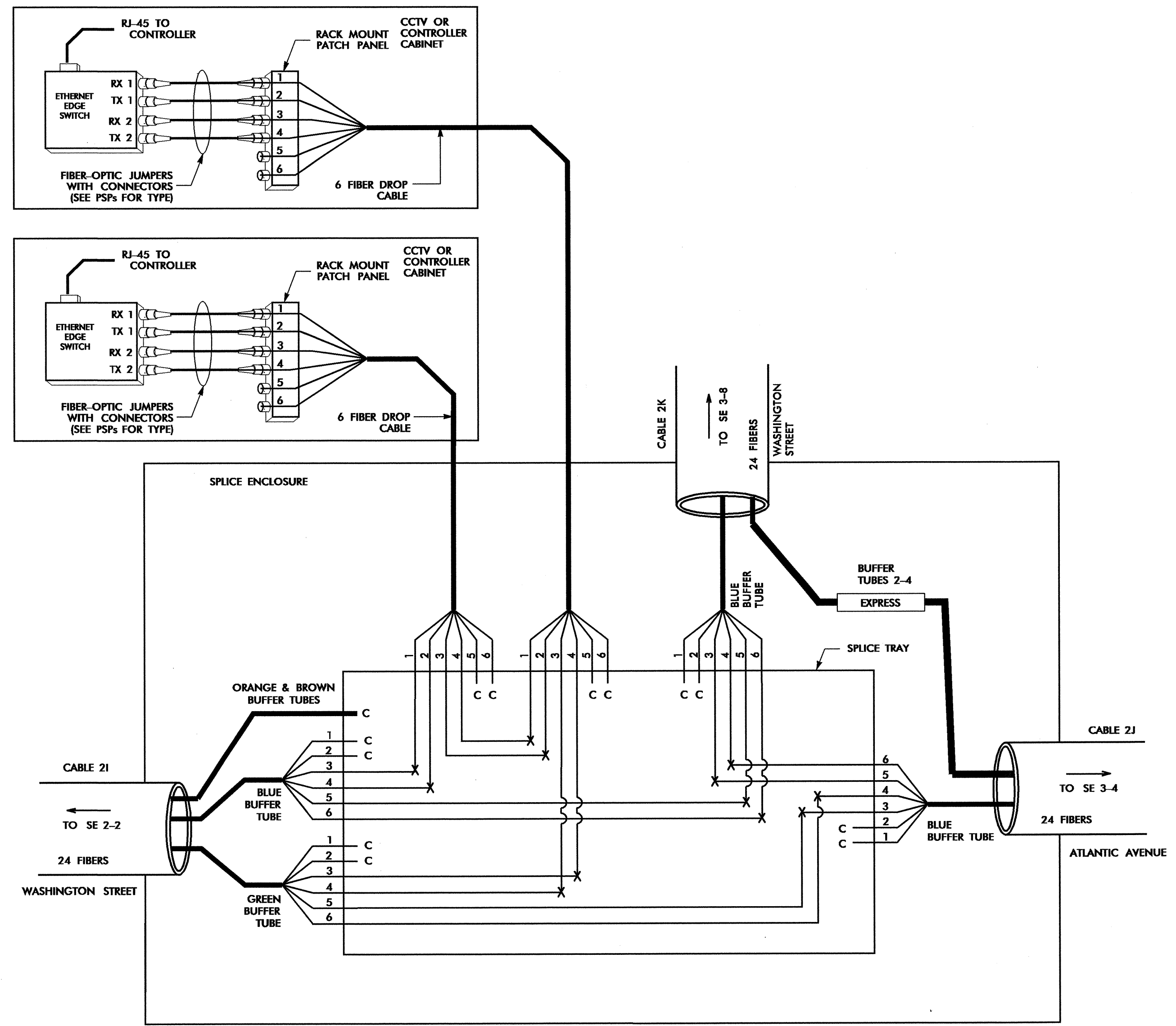
| COLOR CODE TAKEIA 598-B | |
|-------------------------|-------------|
| (1) BLUE | (7) RED |
| (2) ORANGE | (8) BLACK |
| (3) GREEN | (9) YELLOW |
| (4) BROWN | (10) VIOLET |
| (5) SLATE | (11) ROSE |
| (6) WHITE | (12) AQUA |

| LEGEND | NOTES |
|---|--|
| X = FUSION SPLICE INDIVIDUAL FIBER | 1. UNUSED FIBERS LEFT COILED AND STORED IN SPLICE TRAY |
| C = CAP AND SEAL | 2. UNUSED BUFFER TUBES LEFT COILED AND STORED IN SPLICE ENCLOSURE |
| EXPRESS = EXPRESS ENTIRE BUFFER TUBE/FIBERS THROUGH WITHOUT CUTTING | 3. EDGE SWITCH CONFIGURATIONS ARE GENERIC. CONTRACTOR IS RESPONSIBLE FOR DETERMINING/ENSURING THE PROPER TERMINATIONS. |
| BUFFER SPLICE = SPLICE ALL FIBERS IN BUFFER TUBE COLOR TO COLOR | |

| | | | |
|--|--|--------------------------------------|------|
| | Rocky Mount Signal System Fiber Optic Splicing Details Division 04 Nash/Edgecombe Counties Rocky Mount | | |
| | PLAN DATE: JUNE 2011 PREPARED BY: BJS | REVIEWED BY: HAB REVIEWED BY: JTB | |
| Signature: <i>Alfred B. Baker</i> Date: _____ | | | SEAL |

SPLICE ENCLOSURE NO.

2-6



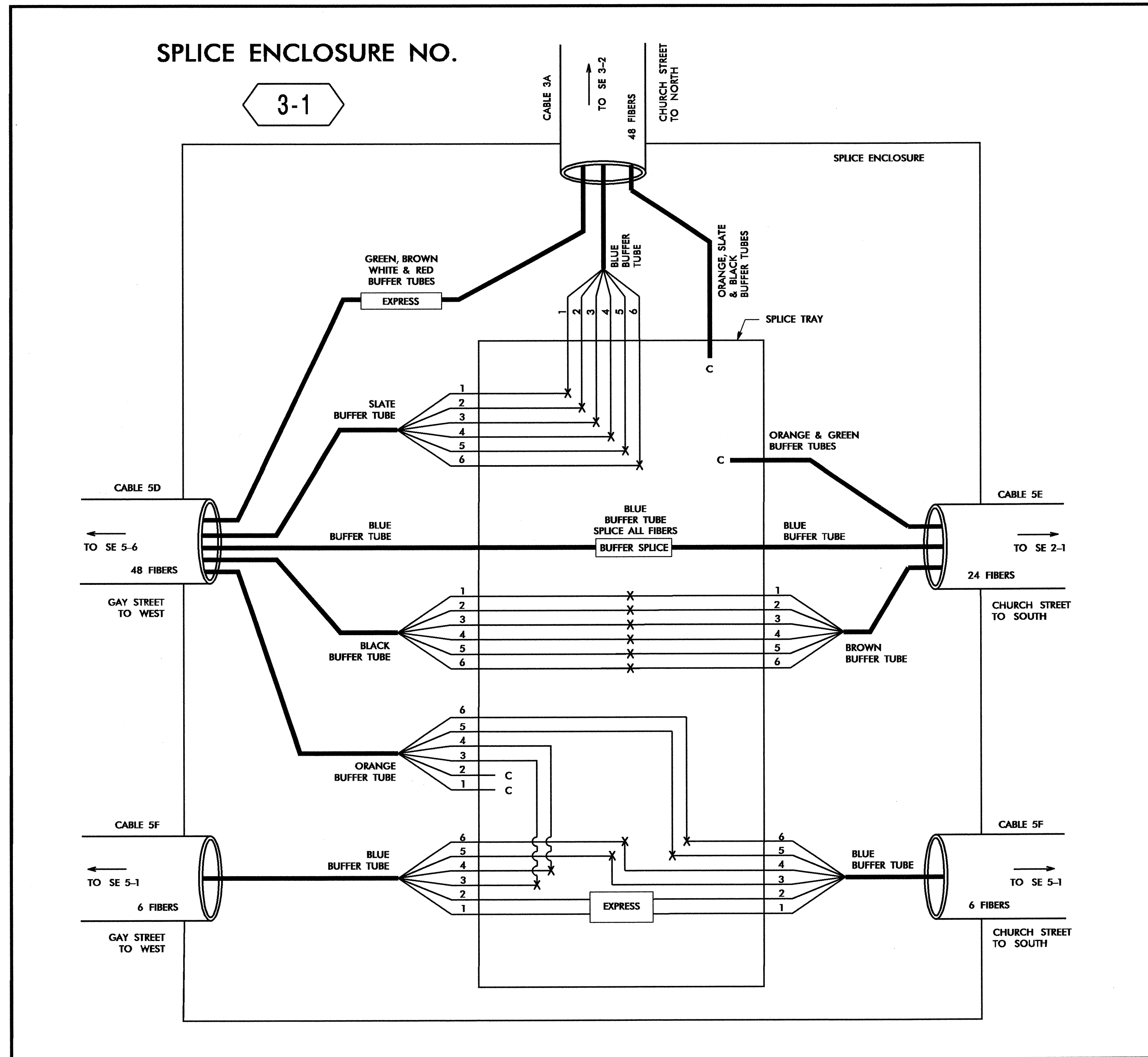
17-JUN-2011 15:24 D:\Transportation\Charlottesville\Trans\ITS\NCDOT\Rocky Mount Signal Systems\Comms and ITS\Splice Details\Fs-07.dgn 18866

ATKINS 1616 EAST MILLBROOK ROAD, SUITE 310
RALEIGH, NORTH CAROLINA 27609
(919) 876-6888 NCBEES #F-0326

| COLOR CODE | | LEGEND | |
|------------|-------------|---|--|
| (1) BLUE | (7) RED | X = FUSION SPLICE INDIVIDUAL FIBER | |
| (2) ORANGE | (8) BLACK | C = CAP AND SEAL | |
| (3) GREEN | (9) YELLOW | EXPRESS = EXPRESS ENTIRE BUFFER TUBE / FIBERS THROUGH WITHOUT CUTTING | |
| (4) BROWN | (10) VIOLET | BUFFER SPLICE = SPLICE ALL FIBERS IN BUFFER TUBE COLOR TO COLOR | |
| (5) SLATE | (11) ROSE | | |
| (6) WHITE | (12) AQUA | | |

- NOTES**
- UNUSED FIBERS LEFT COILED AND STORED IN SPLICE TRAY
 - UNUSED BUFFER TUBES LEFT COILED AND STORED IN SPLICE ENCLOSURE
 - EDGE SWITCH CONFIGURATIONS ARE GENERIC. CONTRACTOR IS RESPONSIBLE FOR DETERMINING/ENSURING THE PROPER TERMINATIONS.

| | | | |
|--|-----------|--|------|
| | | <p>Rocky Mount Signal System Fiber Optic Splicing Details</p> <p>Division 04 Nash/Edgecombe Counties Rocky Mount</p> <p>PLAN DATE: JUNE 2011 REVIEWED BY: HAB</p> <p>PREPARED BY: BJS REVIEWED BY: JTB</p> | |
| SCALE | REVISIONS | INIT. | DATE |
| NTS | | | |
| <p>Signature: <i>H. Alfred Bader</i> Date: <i>6/20/11</i></p> <p>CADD File name: FS-07.dgn</p> | | | |





17-JUN-2011 15:24
 D:\Transportation\Charlottesville\Trans\ITS\COOT\Rocky Mount Signal System\Comms and ITS\Splice Details\F5-09.dgn
 18566

ATKINS 1616 EAST MILLBROOK ROAD, SUITE 310
 RALEIGH, NORTH CAROLINA 27609
 (919) 876-6888 NCBEES #F-0326

| COLOR CODE TABLE 599-B | |
|------------------------|-------------|
| (1) BLUE | (7) RED |
| (2) ORANGE | (8) BLACK |
| (3) GREEN | (9) YELLOW |
| (4) BROWN | (10) VIOLET |
| (5) SLATE | (11) ROSE |
| (6) WHITE | (12) AQUA |

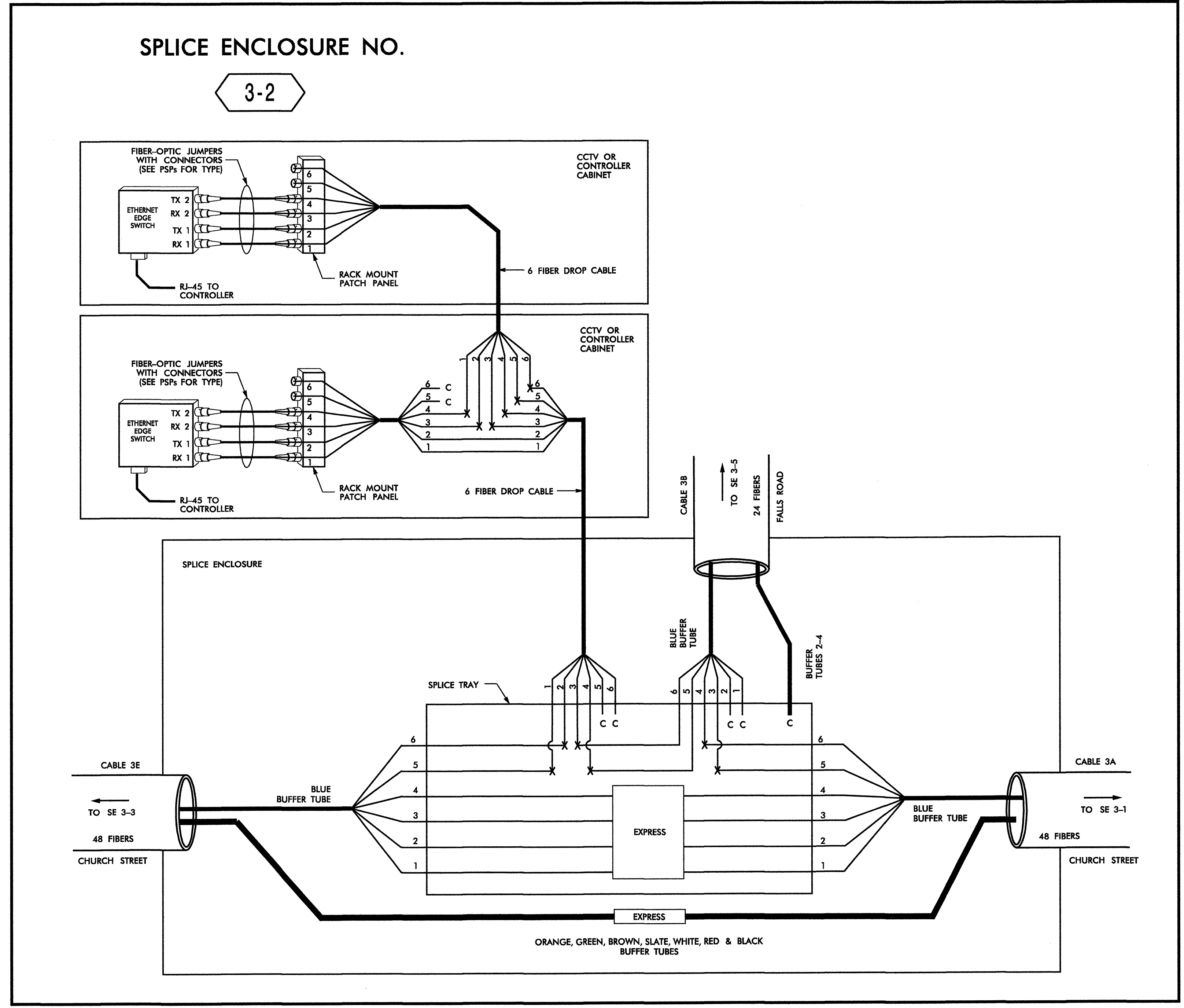
| | |
|----------------------|---|
| EXPRESS | = EXPRESS ENTIRE BUFFER TUBE/FIBERS THROUGH WITHOUT CUTTING |
| BUFFER SPLICE | = SPLICE ALL FIBERS IN BUFFER TUBE COLOR TO COLOR |

| NOTES |
|--|
| 1. UNUSED FIBERS LEFT COILED AND STORED IN SPLICE TRAY |
| 2. UNUSED BUFFER TUBES LEFT COILED AND STORED IN SPLICE ENCLOSURE |
| 3. EDGE SWITCH CONFIGURATIONS ARE GENERIC. CONTRACTOR IS RESPONSIBLE FOR DETERMINING/ENSURING THE PROPER TERMINATIONS. |

| | | | | | |
|--|--|--|--|---|--|
| Prepared for the Offices of:  North Carolina Department of Transportation | | Rocky Mount Signal System Fiber Optic Splicing Details Division 04 Nash/Edgecombe Counties Rocky Mount | | SEAL  | |
| PLAN DATE: JUNE 2011 PREPARED BY: BJS | | REVIEWED BY: HAB REVIEWED BY: JTB | | SCALE: NTS | |
| REVISIONS _____ _____ _____ | | INIT. _____ _____ _____ | | DATE _____ _____ _____ | |
| SIGNATURE: <i>H. Alfred Bickett</i> | | DATE: _____ | | GADD File name: FS-09.dgn | |

SPLICE ENCLOSURE NO.

3-2



28-JUN-2011 11:35 C:\Users\jtorrati\OneDrive\Trans\ITS\NCDDT\Rocky Mount Signal System\Comms and ITS\Splice Detail\sf5-10.dgn

LEGEND

| | |
|-----------------------------|-------------|
| COLOR CODE TIA/EIA 598-B | |
| (1) BLUE | (7) RED |
| (2) ORANGE | (8) BLACK |
| (3) GREEN | (9) YELLOW |
| (4) BROWN | (10) VIOLET |
| (5) SLATE | (11) ROSE |
| (6) WHITE | (12) AQUA |

X = FUSION SPlice INDIVIDUAL FIBER
C = CAP AND SEAL

EXPRESS = EXPRESS ENTIRE BUFFER TUBE /FIBERS THROUGH WITHOUT CUTTING

BUFFER SPlice = SPlice ALL FIBERS IN BUFFER TUBE COLOR TO COLOR

NOTES

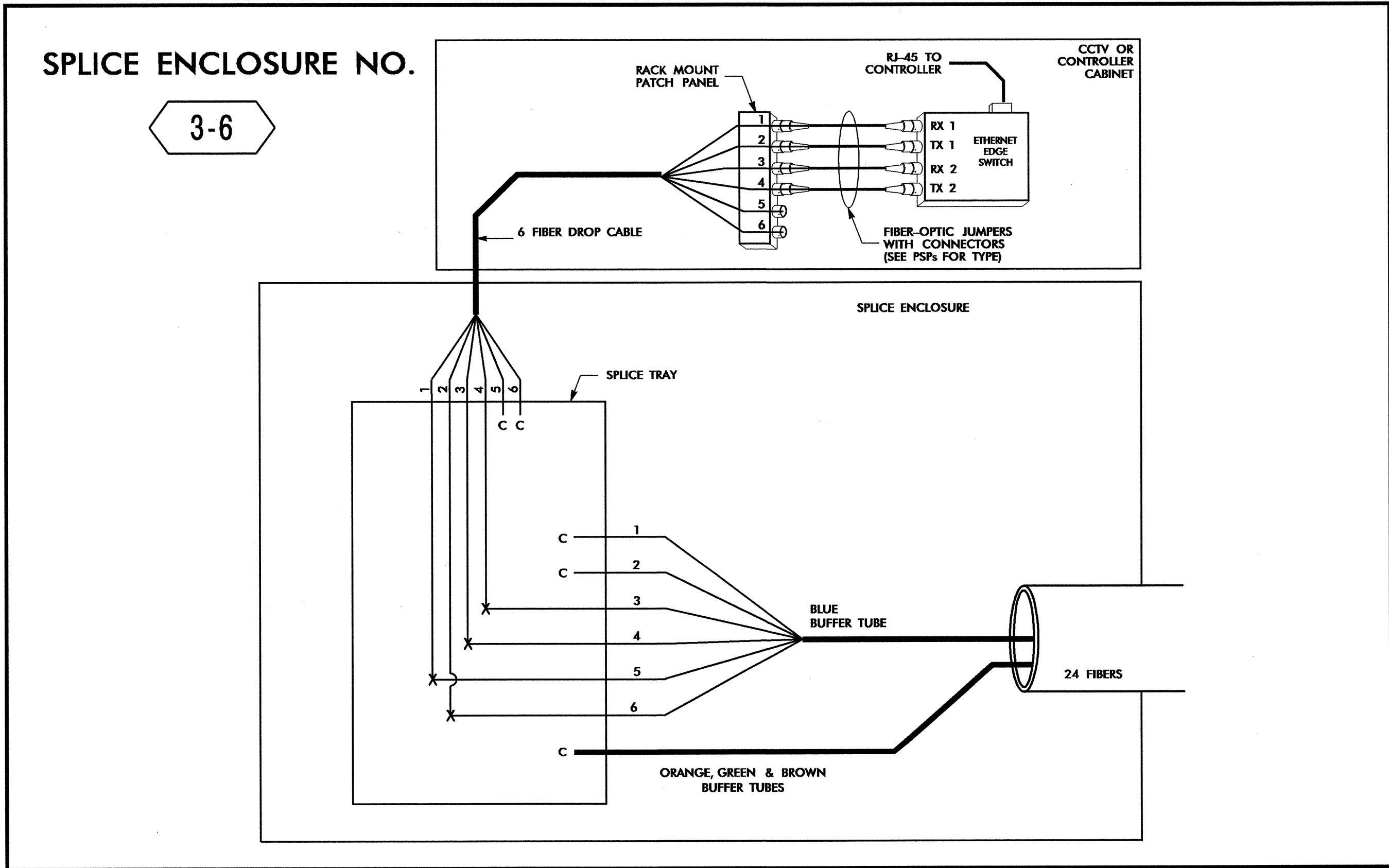
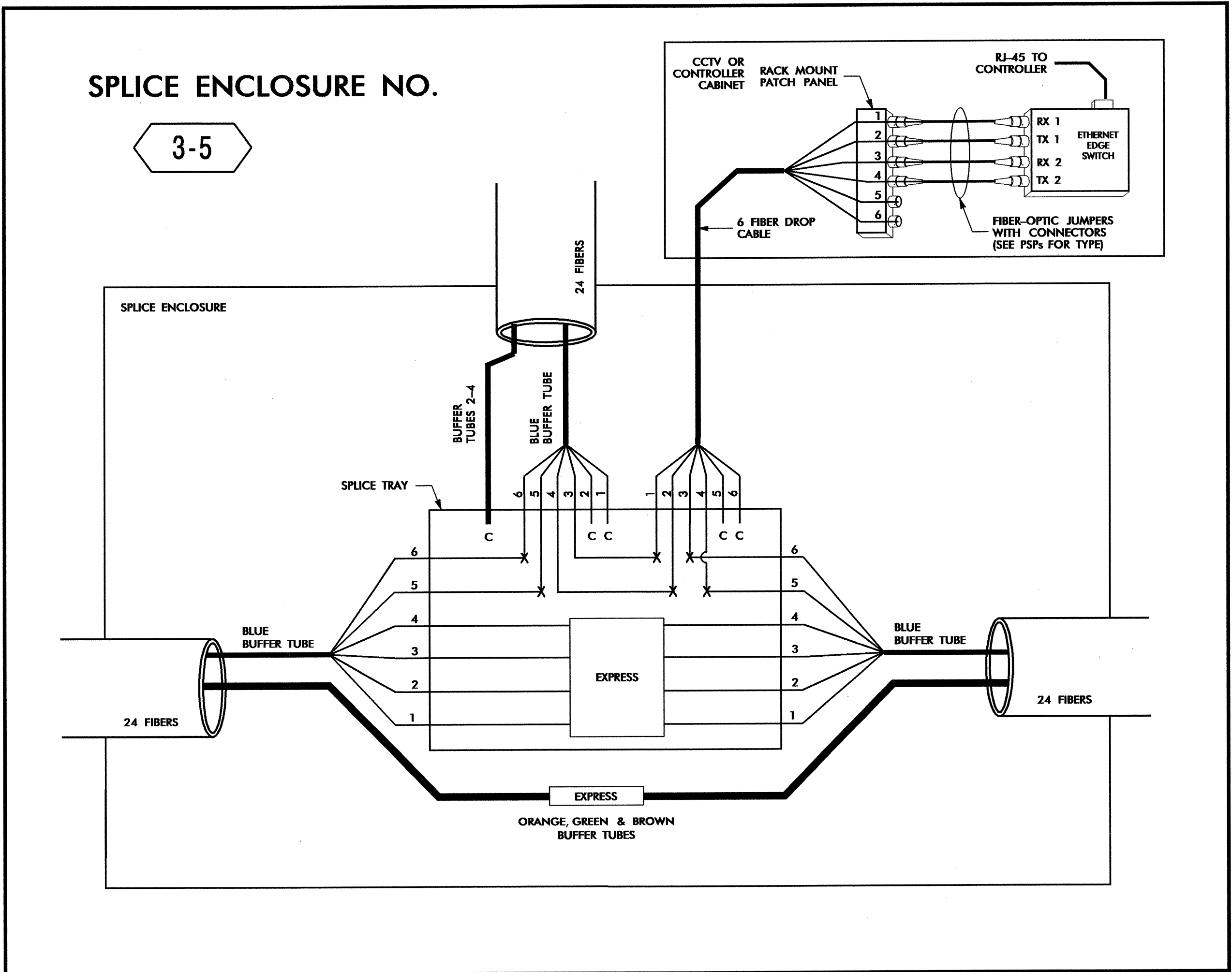
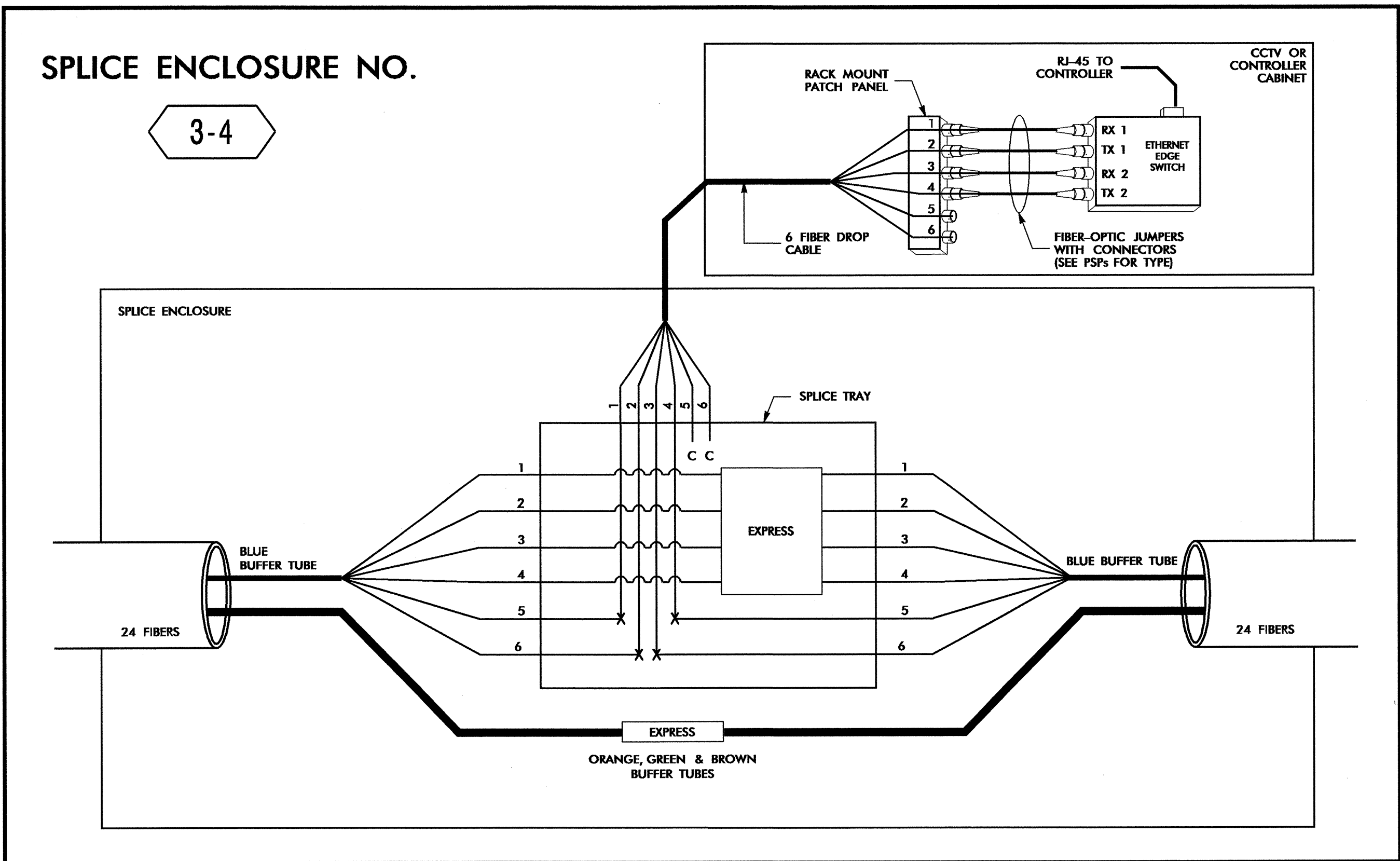
- UNUSED FIBERS LEFT COILED AND STORED IN SPLICE TRAY
- UNUSED BUFFER TUBES LEFT COILED AND STORED IN SPLICE ENCLOSURE
- EDGE SWITCH CONFIGURATIONS ARE GENERIC. CONTRACTOR IS RESPONSIBLE FOR DETERMINING/ENSURING THE PROPER TERMINATIONS.

ATKINS 1616 EAST WILLBROOK ROAD, SUITE 310
RALEIGH, NORTH CAROLINA 27609
(919) 876-8888 NCBES #F-0326

| | | | |
|------------------|--|---------------------------------------|------------|
| | Rocky Mount Signal System Fiber Optic Splicing Details | | SEAL |
| | Division 04 Nash/Edgecombe Counties Rocky Mount | PLAN DATE: JUNE 2011 REVIEWED BY: HAB | |
| PREPARED BY: BJS | REVIEWED BY: JTB | REVISIONS | INIT. DATE |
| SCALE NTS | | SIGNATURE: <i>H. JTB</i> DATE: | |

Prepared for the Offices of:
 TRANSPORTATION MOBILITY AND SAFETY DIVISION
 STATE OF NORTH CAROLINA
 DIVISION OF TRANSPORTATION
 750 Greenfield Parkway, Garner, NC 27529

CADD F11enome FS-10.dgn



17-JUN-2011 15:24 D:\transportation\lotte_frans*ITS\NOD1\Rocky Mount_Signal_System\Comms and ITS\Splice Details\F-12.dgn

| COLOR CODE TIA/EIA 598-B | |
|--------------------------|-------------|
| (1) BLUE | (7) RED |
| (2) ORANGE | (8) BLACK |
| (3) GREEN | (9) YELLOW |
| (4) BROWN | (10) VIOLET |
| (5) SLATE | (11) ROSE |
| (6) WHITE | (12) AQUA |

| LEGEND | |
|---------------|---|
| X | FUSION SPLICE INDIVIDUAL FIBER |
| C | CAP AND SEAL |
| EXPRESS | EXPRESS ENTIRE BUFFER TUBE/FIBERS THROUGH WITHOUT CUTTING |
| BUFFER SPLICE | SPLICE ALL FIBERS IN BUFFER TUBE COLOR TO COLOR |

- NOTES**
- UNUSED FIBERS LEFT COILED AND STORED IN SPLICE TRAY
 - UNUSED BUFFER TUBES LEFT COILED AND STORED IN SPLICE ENCLOSURE
 - EDGE SWITCH CONFIGURATIONS ARE GENERIC. CONTRACTOR IS RESPONSIBLE FOR DETERMINING/ENSURING THE PROPER TERMINATIONS.

ATKINS 1616 EAST WILLBROOK ROAD, SUITE 310
RALEIGH, NORTH CAROLINA 27609
(919) 876-6888 NCBEES #F-0326

Prepared for the Offices of:

 Division 04 Nash/Edgecombe Counties Rocky Mount

Rocky Mount Signal System
Fiber Optic
Splicing Details

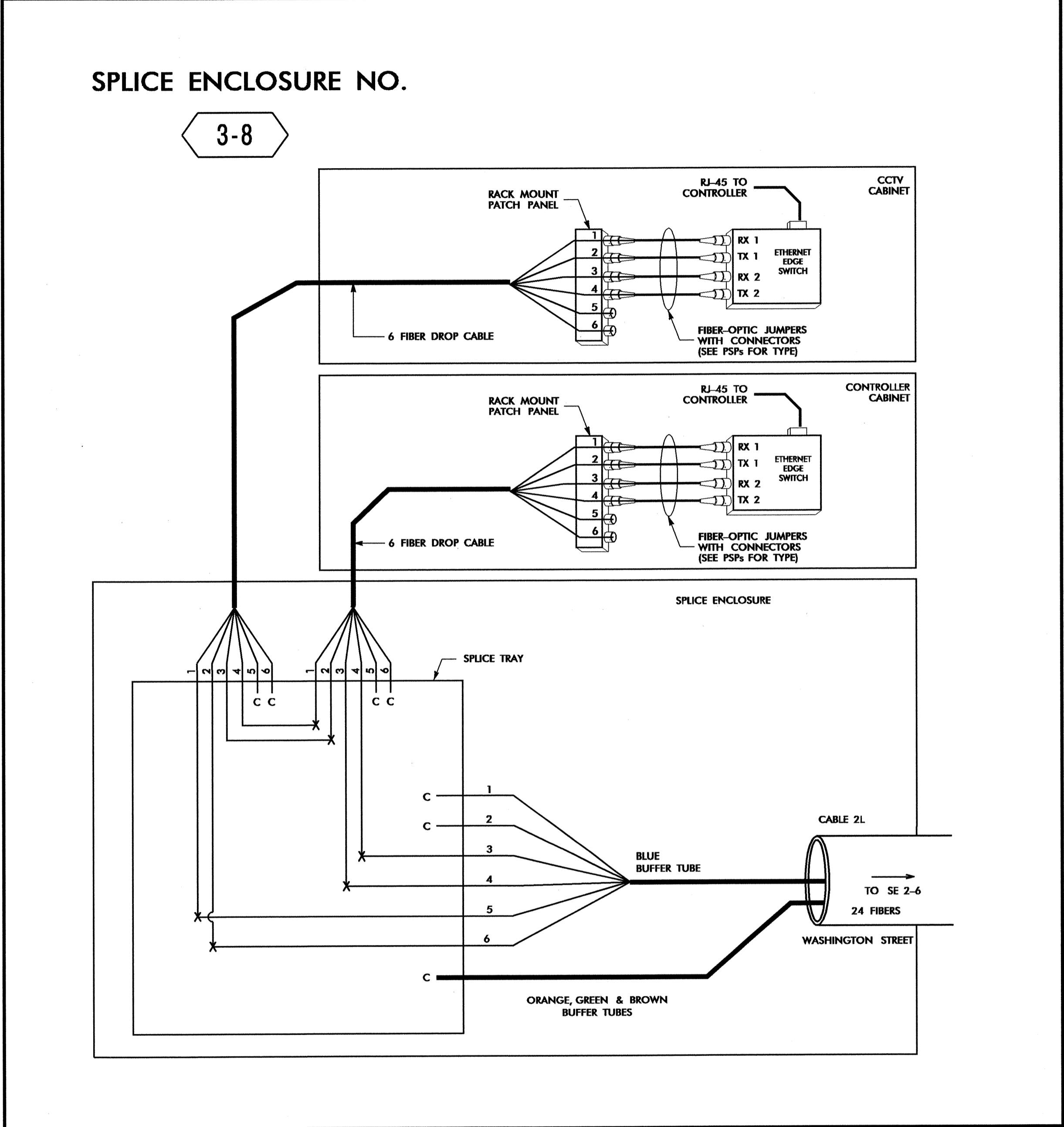
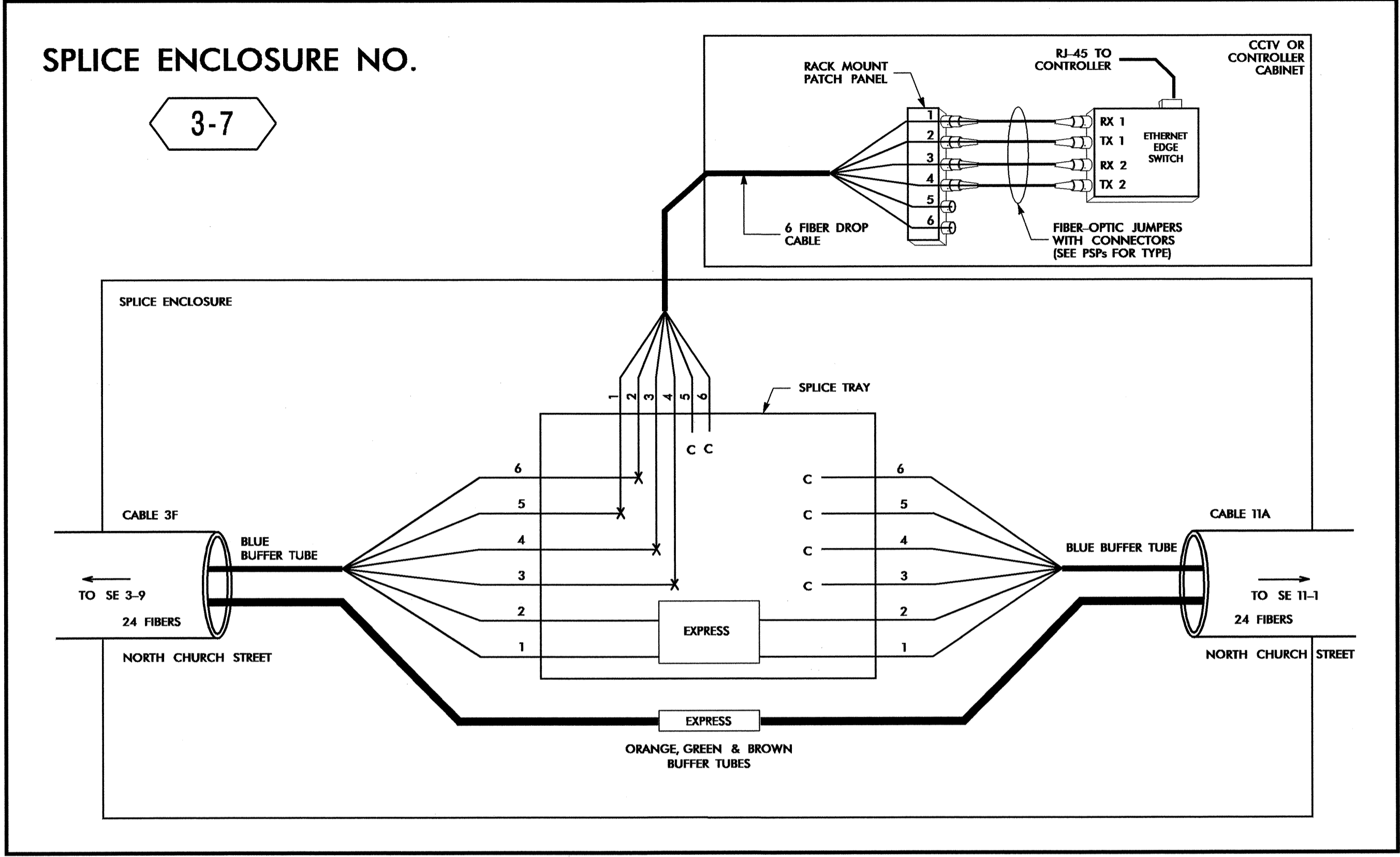
| | |
|----------------------|------------------|
| PLAN DATE: JUNE 2011 | REVIEWED BY: HAB |
| PREPARED BY: BJS | REVIEWED BY: JTB |

SCALE: NTS

| REVISIONS | INIT. | DATE |
|-----------|-------|------|
| | | |

H. Alfred Badgett
 SIGNATURE DATE

CADD File name: FS-12.dgn



17-JUN-2011 15:24
 O:\IT\insp\at\l\on\Char\lotte.ITrans\ITS\NC00T\Rocky Mount_Signal_System\Comms and ITS\Splice Details\Fs-13.dgn
 18566

| COLOR CODE TABLE 598-B | |
|------------------------|-------------|
| (1) BLUE | (7) RED |
| (2) ORANGE | (8) BLACK |
| (3) GREEN | (9) YELLOW |
| (4) BROWN | (10) VIOLET |
| (5) SLATE | (11) ROSE |
| (6) WHITE | (12) AQUA |

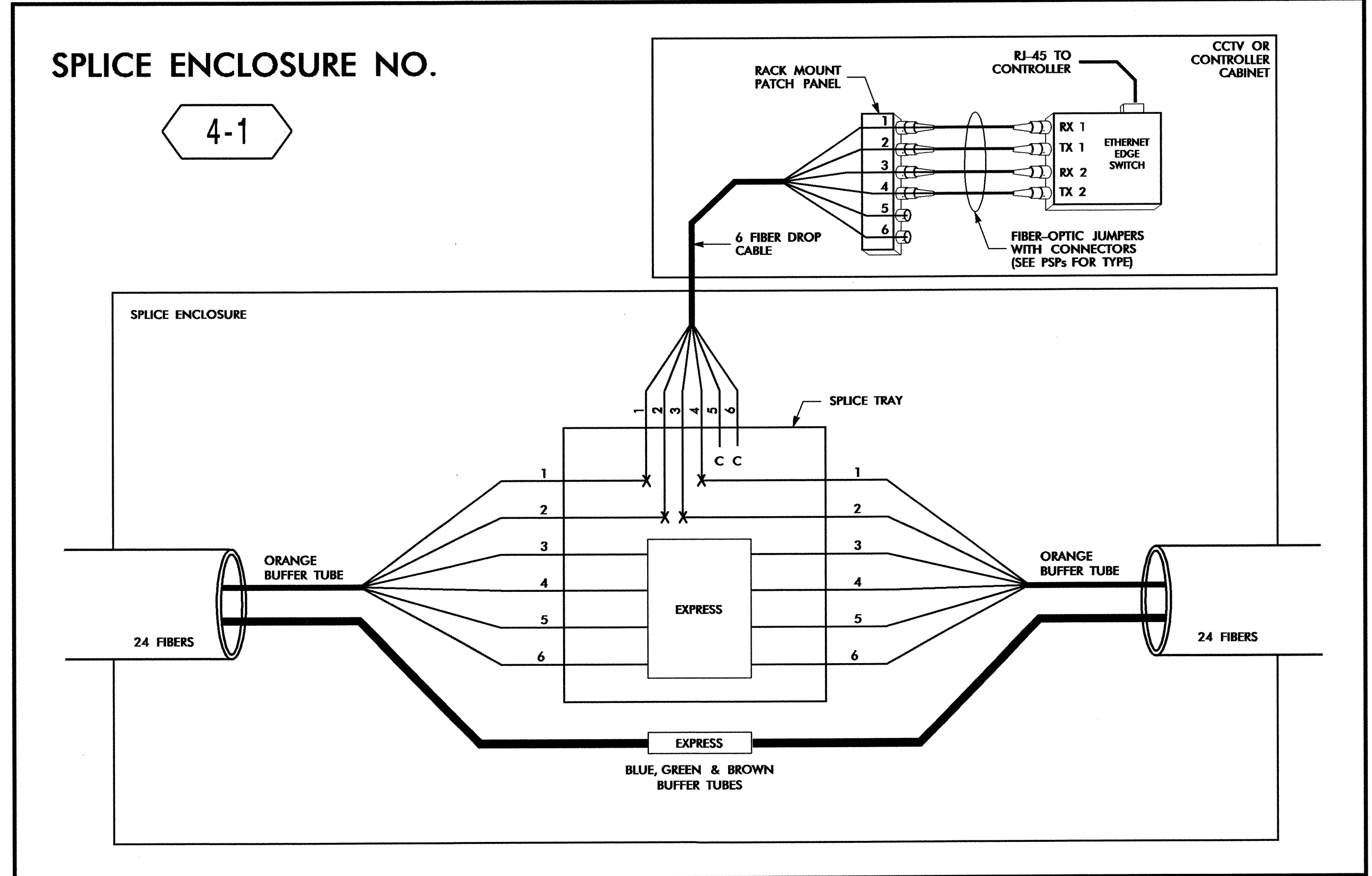
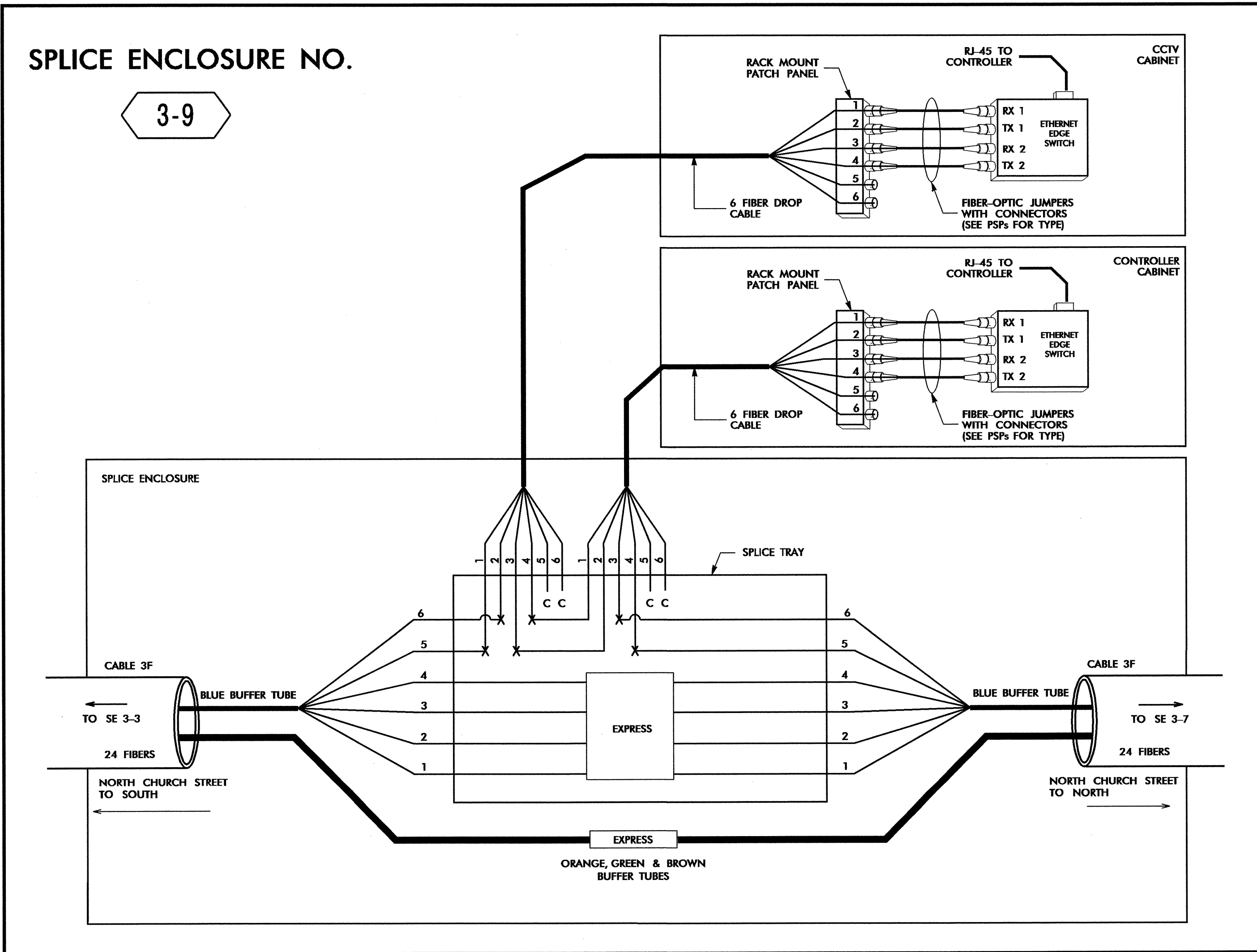
| | |
|---------------|---|
| X | = FUSION SPlice INDIVIDUAL FIBER |
| C | = CAP AND SEAL |
| EXPRESS | = EXPRESS ENTIRE BUFFER TUBE/FIBERS THROUGH WITHOUT CUTTING |
| BUFFER SPlice | = SPlice ALL FIBERS IN BUFFER TUBE COLOR TO COLOR |

- #### NOTES
- UNUSED FIBERS LEFT COILED AND STORED IN SPlice TRAY
 - UNUSED BUFFER TUBES LEFT COILED AND STORED IN SPlice ENCLOSURE
 - EDGE SWITCH CONFIGURATIONS ARE GENERIC. CONTRACTOR IS RESPONSIBLE FOR DETERMINING/ENSURING THE PROPER TERMINATIONS.

ATKINS 1616 EAST WILLBROOK ROAD, SUITE 310
 RALEIGH, NORTH CAROLINA 27609
 (919) 876-8888 NOBEEs #F-0326

| | | | |
|--|---|--------------------------------------|---|
| | Rocky Mount Signal System Fiber Optic Splicing Details | | SEAL |
| | Division 04 Nash/Edgecombe Counties Rocky Mount | | |
| Prepared for the Offices of: 750 Greenfield Parkway, Garner, NC 27529 | PLAN DATE: JUNE 2011 PREPARED BY: BJS | REVIEWED BY: HAB REVIEWED BY: JTB | INIT. DATE _____ |
| SCALE: NTS | | | SIGNATURE: <i>H. Alfred Baddgett</i> DATE: _____ |

CADD File name: FS-13.dgn

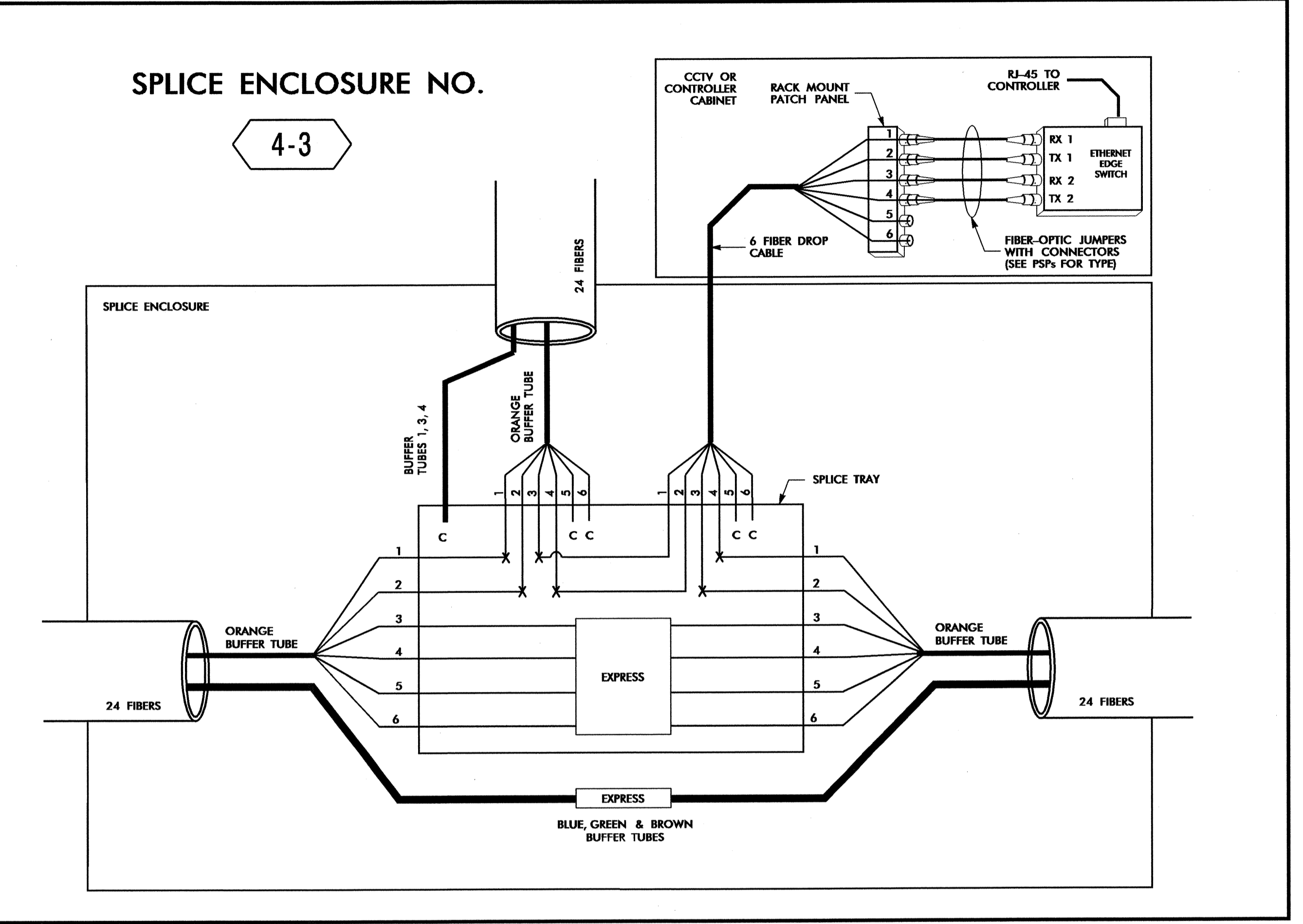
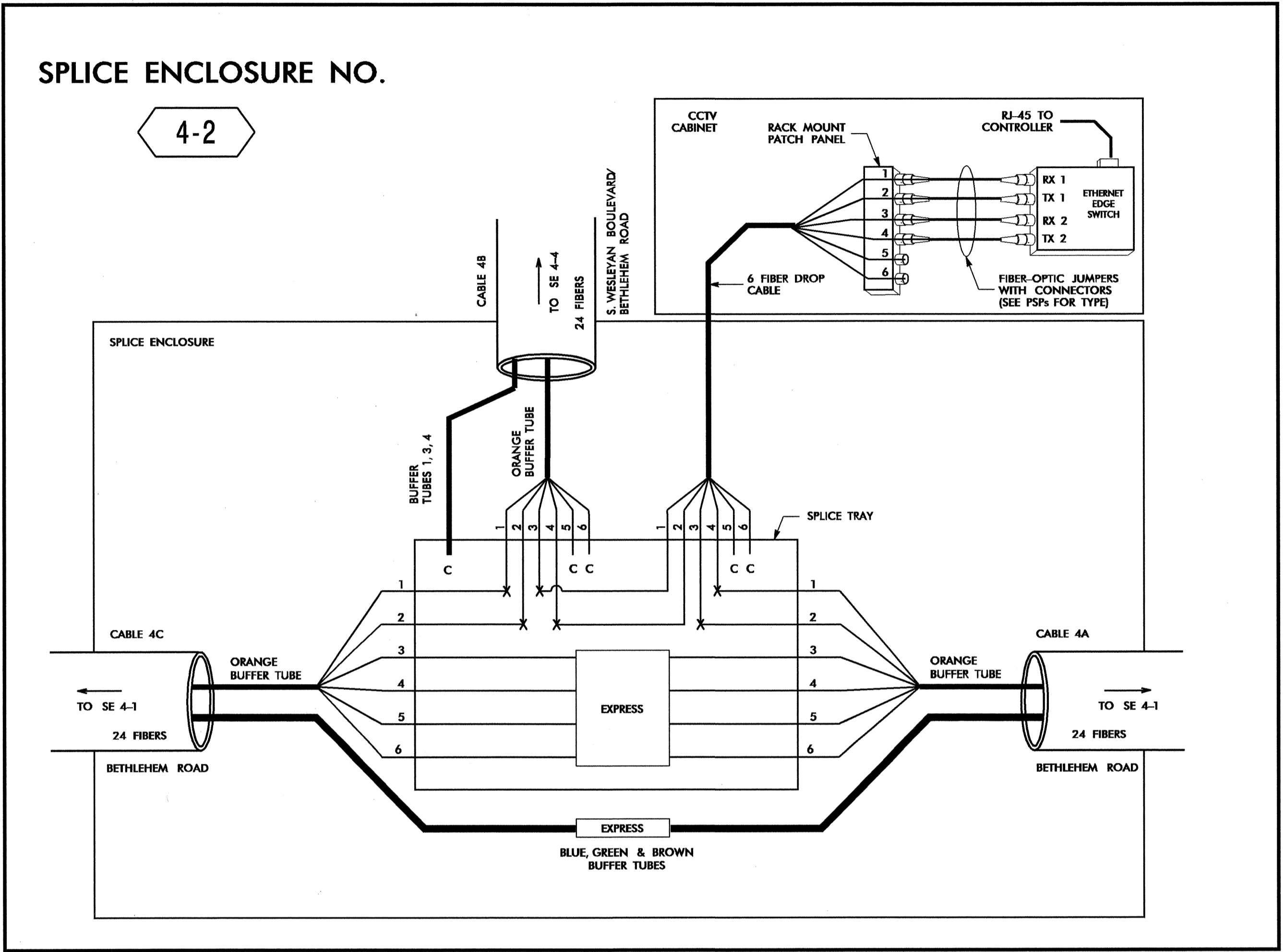


17-JUN-2011 15:24 D:\transport\off\charlotte\Trans*ITS\NCDOT*Rocky Mount Signal System\Comms and ITS*Splice Details\F-14.dgn 18566

| COLOR CODE TABLE 598-B | | LEGEND | | NOTES | |
|------------------------|-------------|---------------|---|-------|---|
| (1) BLUE | (7) RED | X | = FUSION SPlice INDIVIDUAL FIBER | 1. | UNUSED FIBERS LEFT COILED AND STORED IN SPlice TRAY |
| (2) ORANGE | (8) BLACK | C | = CAP AND SEAL | 2. | UNUSED BUFFER TUBES LEFT COILED AND STORED IN SPlice ENCLOSURE |
| (3) GREEN | (9) YELLOW | EXPRESS | = EXPRESS ENTIRE BUFFER TUBE/FIBERS THROUGH WITHOUT CUTTING | 3. | EDGE SWITCH CONFIGURATIONS ARE GENERIC. CONTRACTOR IS RESPONSIBLE FOR DETERMINING/ENSURING THE PROPER TERMINATIONS. |
| (4) BROWN | (10) VIOLET | BUFFER SPlice | = SPlice ALL FIBERS IN BUFFER TUBE COLOR TO COLOR | | |
| (5) SLATE | (11) ROSE | | | | |
| (6) WHITE | (12) AQUA | | | | |

ATKINS 1616 EAST WILLBROOK ROAD, SUITE 310
RALEIGH, NORTH CAROLINA 27609
(919) 876-6888 NCBEE# #F-0326

| | | | |
|---------------------------------|--|---|-------------------------|
| | <p>Rocky Mount Signal System Fiber Optic Splicing Details</p> | | SEAL |
| | <p>Division 04 Nash/Edgecombe Counties Rocky Mount</p> | | |
| <p>PLAN DATE: JUNE 2011</p> | <p>REVIEWED BY: HAB</p> | <p>PREPARED BY: BJS</p> | <p>REVIEWED BY: JTB</p> |
| <p>SCALE: NTS</p> | <p>REVISIONS</p> | <p>INIT.</p> | <p>DATE</p> |
| | | <p><i>H. Alfred Badgett</i> 6/20/11</p> | <p>DATE</p> |
| <p>CADD Filename: FS-14.dgn</p> | | | |



17-JUN-2011 15:24 D:\Transportation\Charlottesville\Trans*ITS\NCDOT\Rocky Mount_Signal_System\Comms and ITS\Splice Details\FS-15.dgn 18566

| COLOR CODE TAKEA 598-B | |
|------------------------|-------------|
| (1) BLUE | (7) RED |
| (2) ORANGE | (8) BLACK |
| (3) GREEN | (9) YELLOW |
| (4) BROWN | (10) VIOLET |
| (5) SLATE | (11) ROSE |
| (6) WHITE | (12) AQUA |

| LEGEND | |
|---------------|---|
| X | = FUSION SPLICE INDIVIDUAL FIBER |
| C | = CAP AND SEAL |
| EXPRESS | = EXPRESS ENTIRE BUFFER TUBE/FIBERS THROUGH WITHOUT CUTTING |
| BUFFER SPLICE | = SPLICE ALL FIBERS IN BUFFER TUBE COLOR TO COLOR |

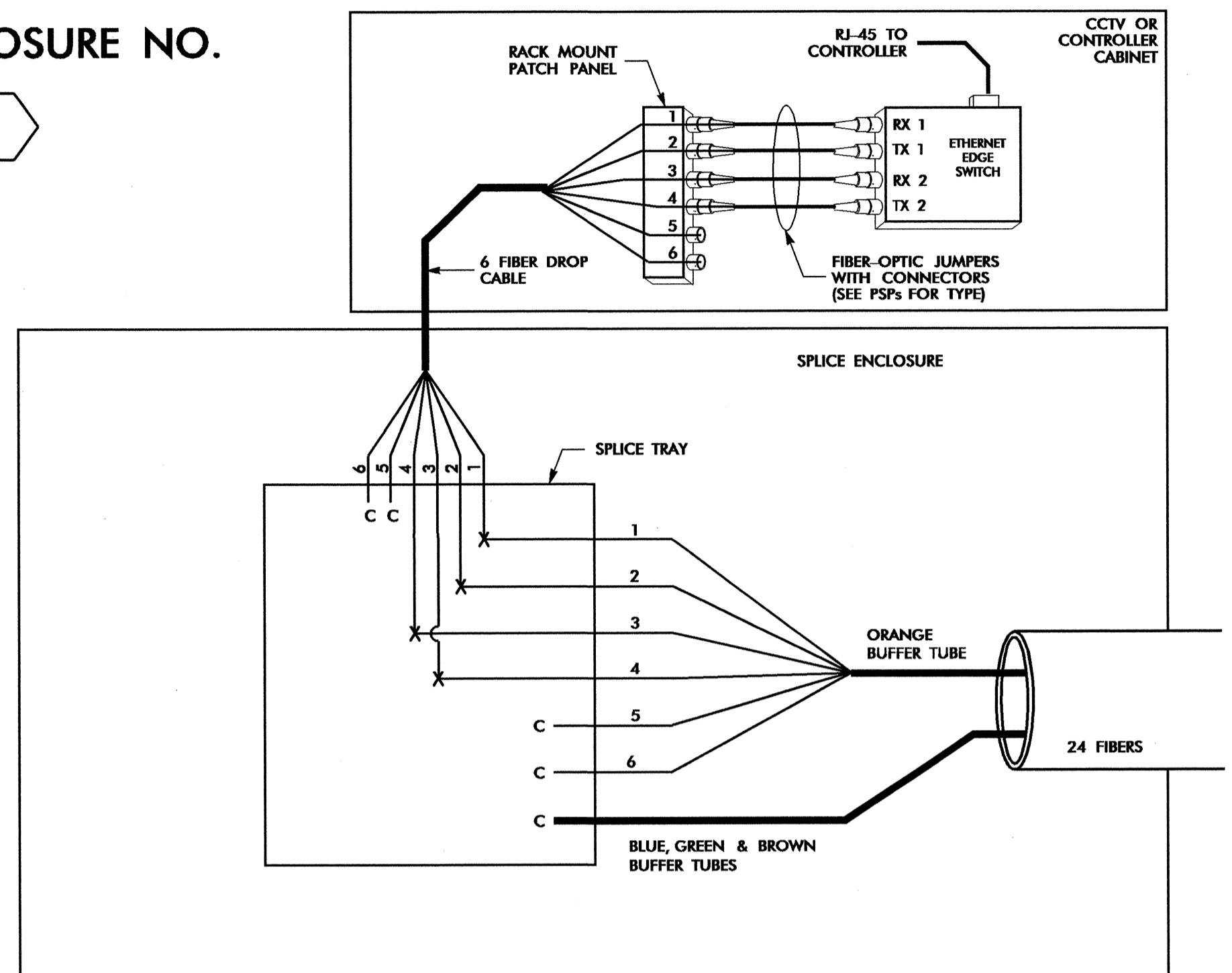
| NOTES | |
|-------|---|
| 1. | UNUSED FIBERS LEFT COILED AND STORED IN SPLICE TRAY |
| 2. | UNUSED BUFFER TUBES LEFT COILED AND STORED IN SPLICE ENCLOSURE |
| 3. | EDGE SWITCH CONFIGURATIONS ARE GENERIC. CONTRACTOR IS RESPONSIBLE FOR DETERMINING/ENSURING THE PROPER TERMINATIONS. |

ATKINS 1616 EAST WILLBROOK ROAD, SUITE 310
RALEIGH, NORTH CAROLINA 27609
(919) 876-6888 NCBES #F-0326

| | | |
|--|--|--------------------------------------|
| | Rocky Mount Signal System Fiber Optic Splicing Details Division 04 Nash/Edgecombe Counties Rocky Mount | |
| | PLAN DATE: JUNE 2011 PREPARED BY: BJS | REVIEWED BY: HAB REVIEWED BY: JTB |
| SCALE: NTS | REVISIONS: | INIT. DATE: |
| SIGNATURE: <i>Alfred Badgett</i> DATE: | | |

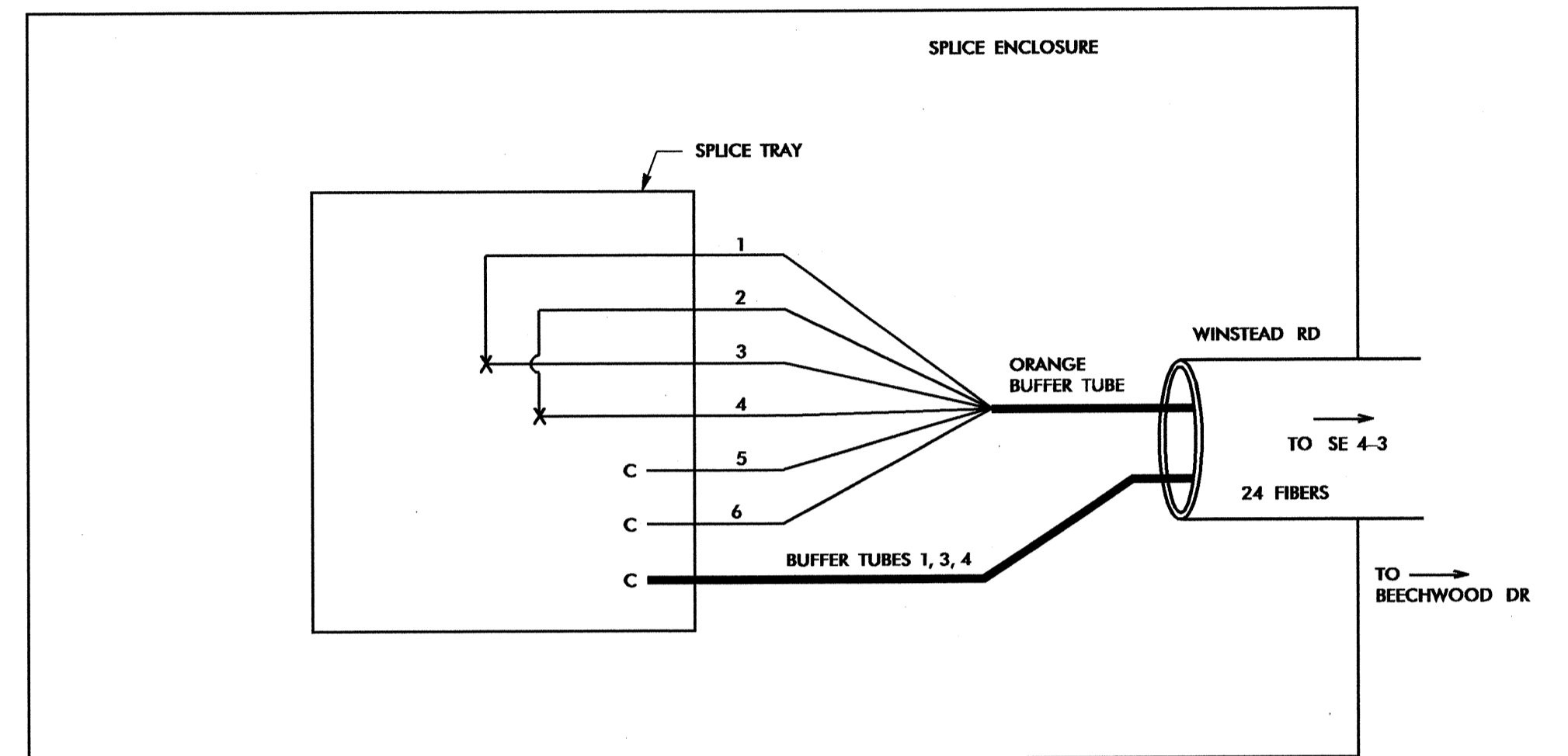
SPLICE ENCLOSURE NO.

4-4



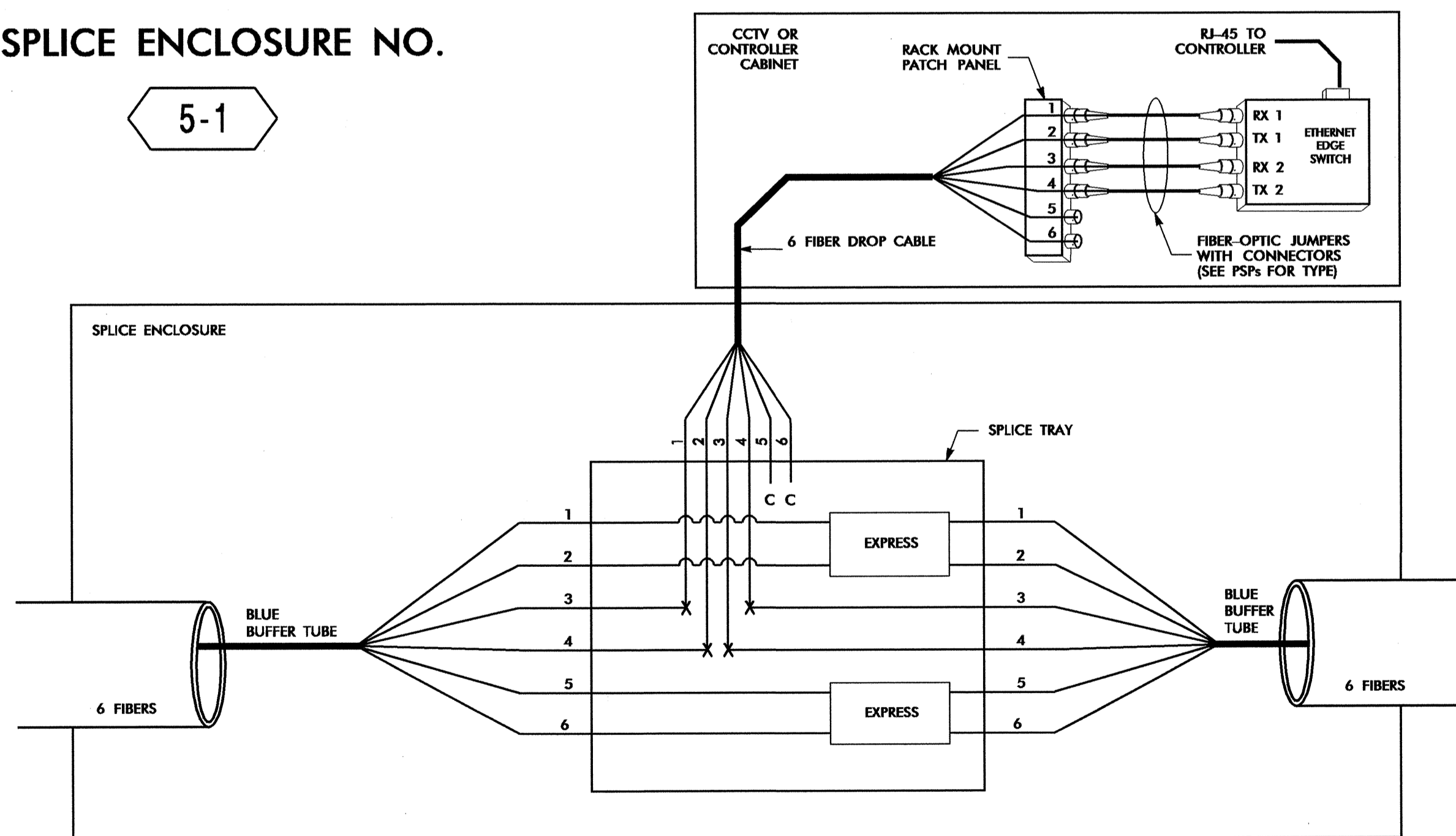
SPLICE ENCLOSURE NO.

4-5



SPLICE ENCLOSURE NO.

5-1



17-JUN-2011 15:24 D:\transportation\Char\otte\Trans\ITS\ACDOT\Rocky Mount Signal System\Comms and ITS\Splice Details\FS-16.dgn 18566

ATKINS 1616 EAST WILLBROOK ROAD, SUITE 310
RALEIGH, NORTH CAROLINA 27609
(919) 876-8888 NCBES #F-0326

| COLOR CODE TABLE 598-B | |
|------------------------|-------------|
| (1) BLUE | (7) RED |
| (2) ORANGE | (8) BLACK |
| (3) GREEN | (9) YELLOW |
| (4) BROWN | (10) VIOLET |
| (5) SLATE | (11) ROSE |
| (6) WHITE | (12) AQUA |

| LEGEND | |
|---------------|---|
| X | FUSION SPLICE INDIVIDUAL FIBER |
| C | CAP AND SEAL |
| EXPRESS | EXPRESS ENTIRE BUFFER TUBE/FIBERS THROUGH WITHOUT CUTTING |
| BUFFER SPLICE | SPLICE ALL FIBERS IN BUFFER TUBE COLOR TO COLOR |

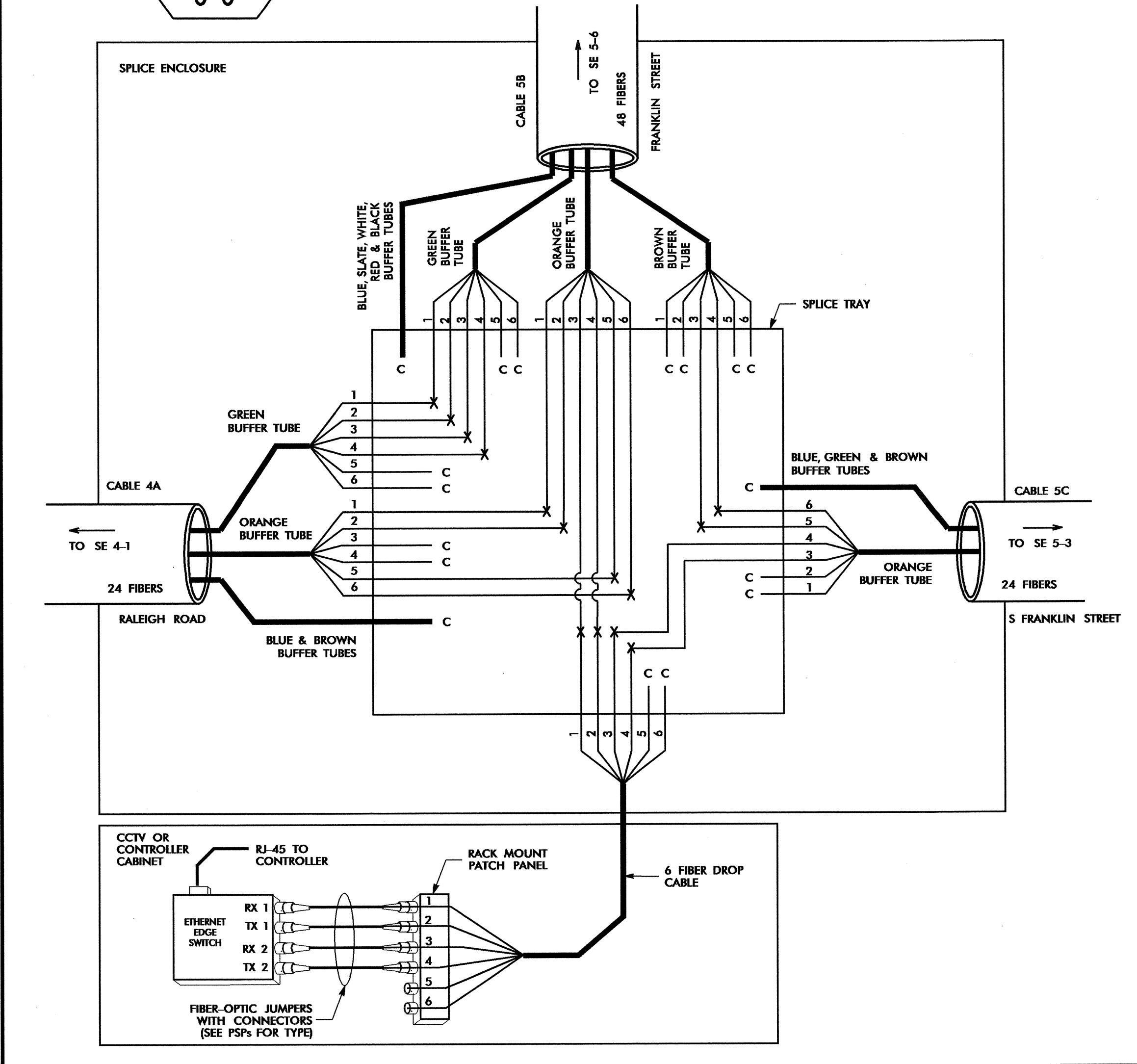
| NOTES | |
|-------|---|
| 1. | UNUSED FIBERS LEFT COILED AND STORED IN SPLICE TRAY |
| 2. | UNUSED BUFFER TUBES LEFT COILED AND STORED IN SPLICE ENCLOSURE |
| 3. | EDGE SWITCH CONFIGURATIONS ARE GENERIC. CONTRACTOR IS RESPONSIBLE FOR DETERMINING/ENSURING THE PROPER TERMINATIONS. |

| | | | |
|---|---|-------------------------|-------------------------|
| | <p>Rocky Mount Signal System Fiber Optic Splicing Details</p> | | <p>SEAL</p> |
| | <p>Division 04 Nash/Edgecombe Counties Rocky Mount</p> | | |
| <p>750 Greenfield Parkway, Garner, NC 27529</p> | <p>SCALE: NTS</p> | <p>PREPARED BY: BJS</p> | <p>REVIEWED BY: JTB</p> |
| <p>PLANNED BY: BJS</p> | | <p>REVISIONS</p> | <p>INIT. DATE</p> |
| <p>DATE: JUNE 2011</p> | | <p>DATE: _____</p> | |
| <p>SIGNATURE: <i>H. Alfred Badgett III</i></p> | | <p>DATE: _____</p> | |

CADD File name: FS-16.dgn

SPLICE ENCLOSURE NO.

5-5



17-JUN-2011 15:24 D:\transportation\charlotte\trans\ITS\NCDOT\Rocky Mount Signal System\Comms and ITS\Splice Details\F5-18.dgn

ATKINS 1616 EAST HILLBROOK ROAD, SUITE 310
RALEIGH, NORTH CAROLINA 27609
(919) 876-6888 NCBEES #F-0326

| COLOR CODE TABLE 598-B | |
|------------------------|-------------|
| (1) BLUE | (7) RED |
| (2) ORANGE | (8) BLACK |
| (3) GREEN | (9) YELLOW |
| (4) BROWN | (10) VIOLET |
| (5) SLATE | (11) ROSE |
| (6) WHITE | (12) AQUA |

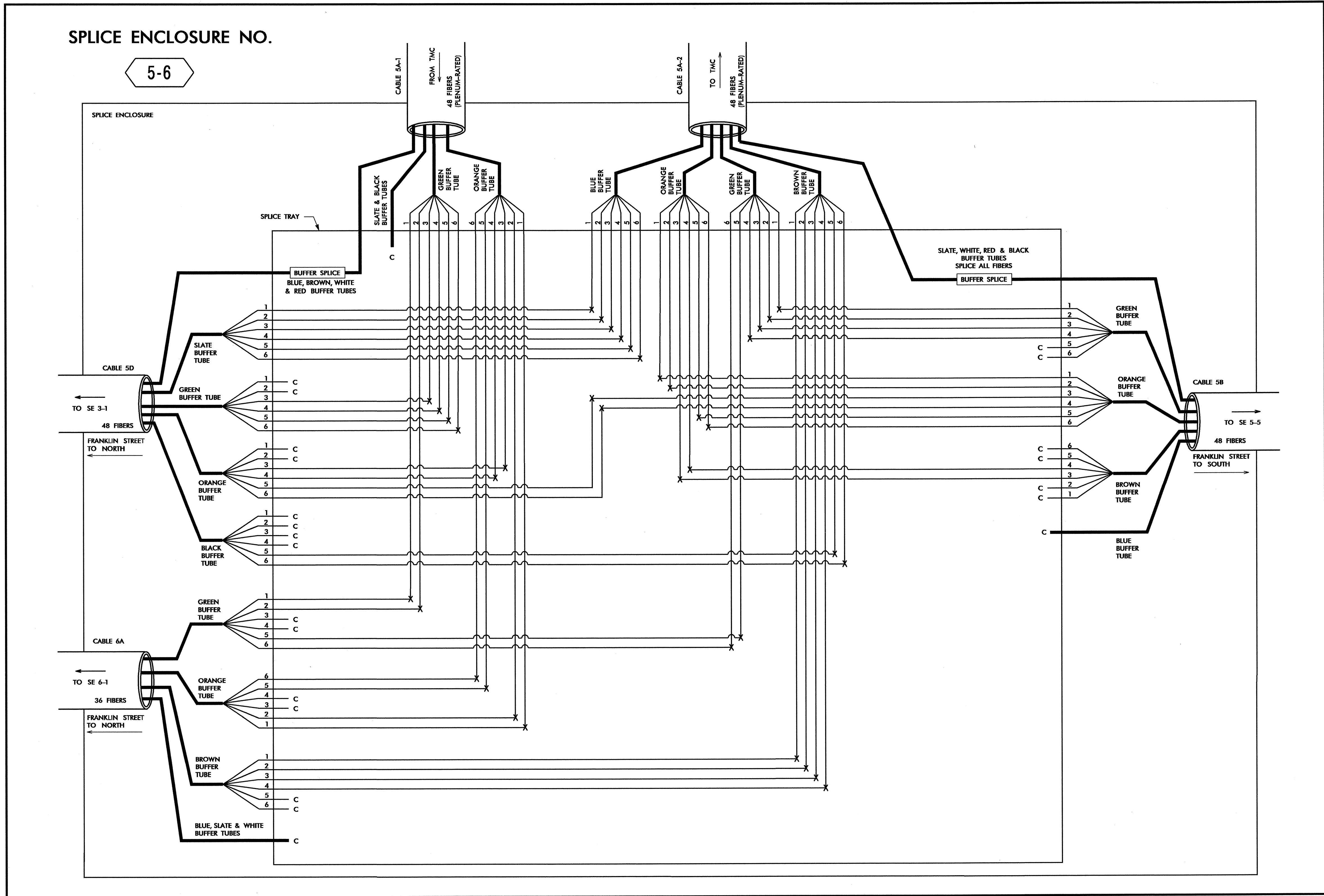
| LEGEND | |
|--------|---|
| X | = FUSION SPlice INDIVIDUAL FIBER |
| C | = CAP AND SEAL |
| | = EXPRESS ENTIRE BUFFER TUBE/FIBERS THROUGH WITHOUT CUTTING |
| | = SPlice ALL FIBERS IN BUFFER TUBE COLOR TO COLOR |

- NOTES**
- UNUSED FIBERS LEFT COILED AND STORED IN SPlice TRAY
 - UNUSED BUFFER TUBES LEFT COILED AND STORED IN SPlice ENCLOSURE
 - EDGE SWITCH CONFIGURATIONS ARE GENERIC. CONTRACTOR IS RESPONSIBLE FOR DETERMINING/ENSURING THE PROPER TERMINATIONS.

| | | | |
|--|---|---|---------------------------------|
| <p>Prepared for the Offices of: Transportation, Mobility and Safety Division DEPARTMENT OF TRANSPORTATION North Carolina Transportation System</p> <p>750 Greenfield Parkway, Garner, NC 27529</p> | <p>Rocky Mount Signal System Fiber Optic Splicing Details</p> <p>Division 04 Nash/Edgecombe Counties Rocky Mount</p> | | |
| | <p>SCALE: NTS</p> | <p>PLAN DATE: JUNE 2011</p> <p>PREPARED BY: BJS</p> | |
| <p>REVISIONS</p> | | <p>INIT. DATE</p> | <p>SEAL</p> |
| <p>SIGNATURE: <i>H. Alfred Badgett</i> DATE: _____</p> | | | <p>CADD Filename: FS-18.dgn</p> |

SPLICE ENCLOSURE NO.

5-6



17-JUN-2011 15:24 D:\transportation\charlotte\trns\ITS\NC001\Rocky Mount Signal System\Comms and ITS\Splice Details\F-19.dgn

ATKINS 1616 EAST WILLBROOK ROAD, SUITE 310
RALEIGH, NORTH CAROLINA 27609
(919) 876-6888 NCBEEES #F-0326

| COLOR CODE TABLE 598-B | |
|------------------------|-------------|
| (1) BLUE | (7) RED |
| (2) ORANGE | (8) BLACK |
| (3) GREEN | (9) YELLOW |
| (4) BROWN | (10) VIOLET |
| (5) SLATE | (11) ROSE |
| (6) WHITE | (12) AQUA |

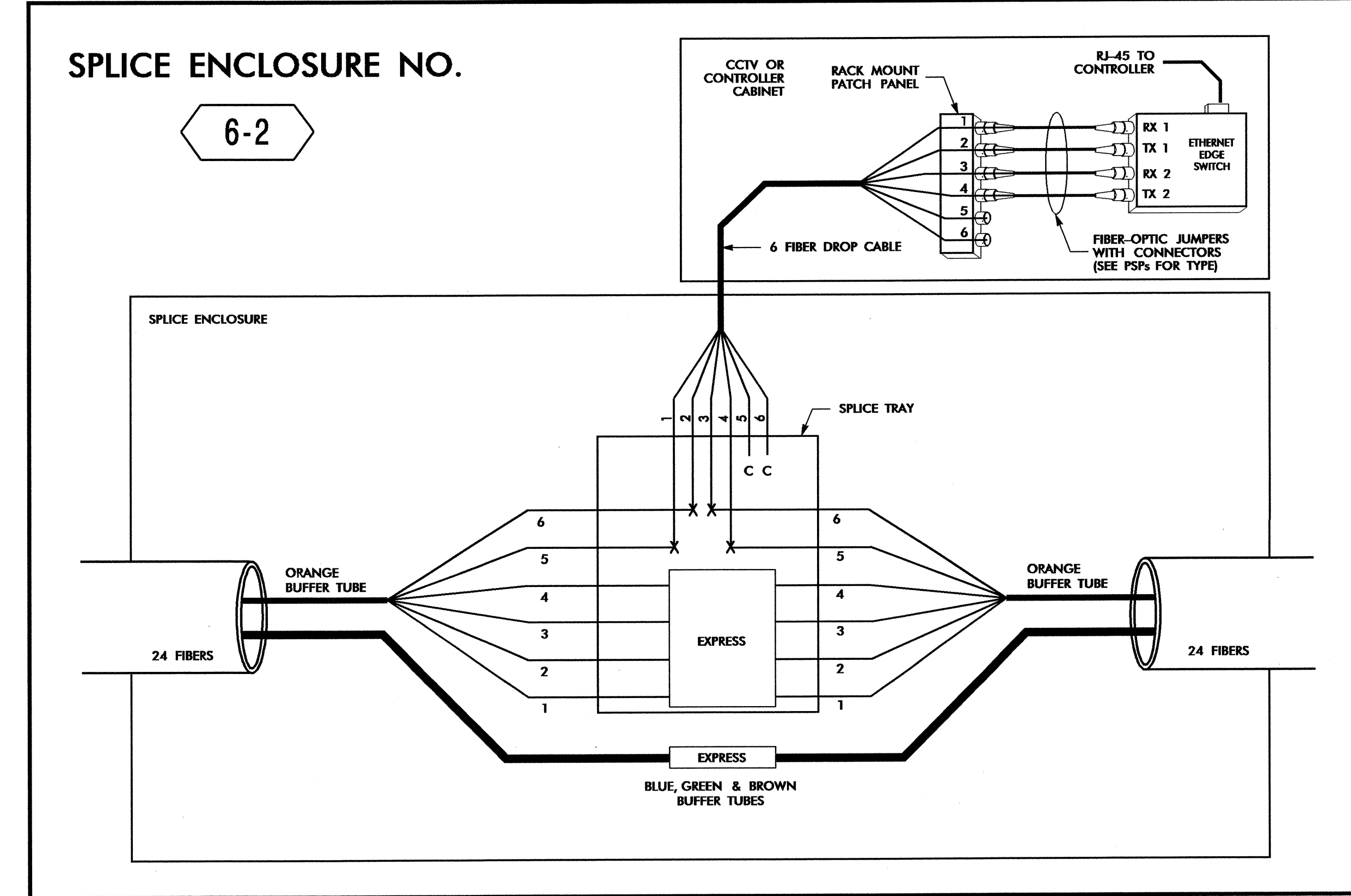
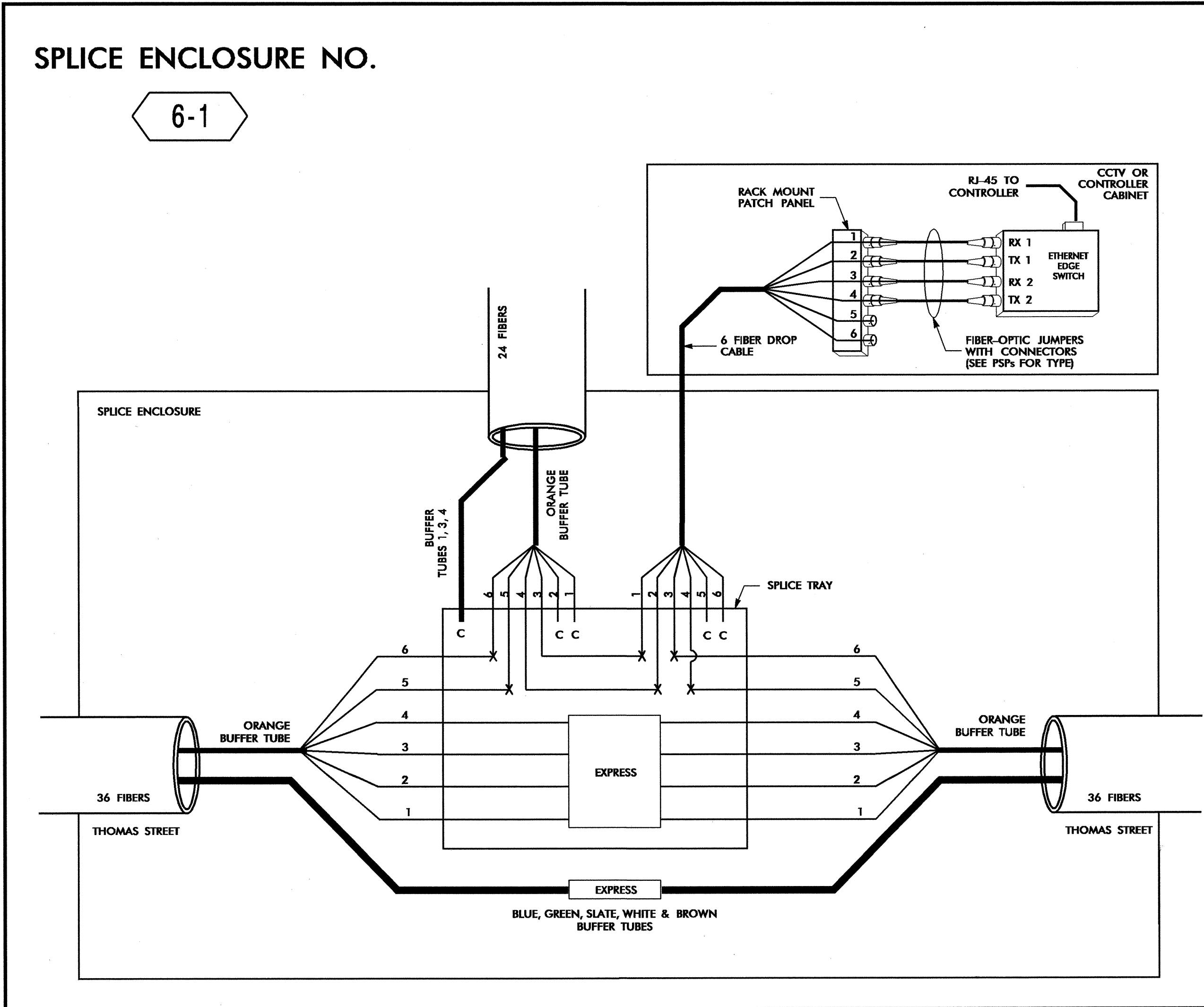
LEGEND

- X = FUSION SPLICE INDIVIDUAL FIBER
- C = CAP AND SEAL
- EXPRESS = EXPRESS ENTIRE BUFFER TUBE/FIBERS THROUGH WITHOUT CUTTING
- BUFFER SPLICE = SPLICE ALL FIBERS IN BUFFER TUBE COLOR TO COLOR

NOTES

1. UNUSED FIBERS LEFT COILED AND STORED IN SPLICE TRAY
2. UNUSED BUFFER TUBES LEFT COILED AND STORED IN SPLICE ENCLOSURE
3. EDGE SWITCH CONFIGURATIONS ARE GENERIC. CONTRACTOR IS RESPONSIBLE FOR DETERMINING/ENSURING THE PROPER TERMINATIONS.

| | | | |
|--|---|------------------|------------------|
| | Rocky Mount Signal System Fiber Optic Splicing Details | | |
| | Division 04 Nash/Edgecombe Counties Rocky Mount | | |
| PLAN DATE: JUNE 2011 | REVIEWED BY: HAB | PREPARED BY: BJS | REVIEWED BY: JTB |
| SCALE: NTS | REVISIONS: | INIT.: | DATE: |
| Signature: <i>Henry Alfred Badgett</i> | | | Date: |



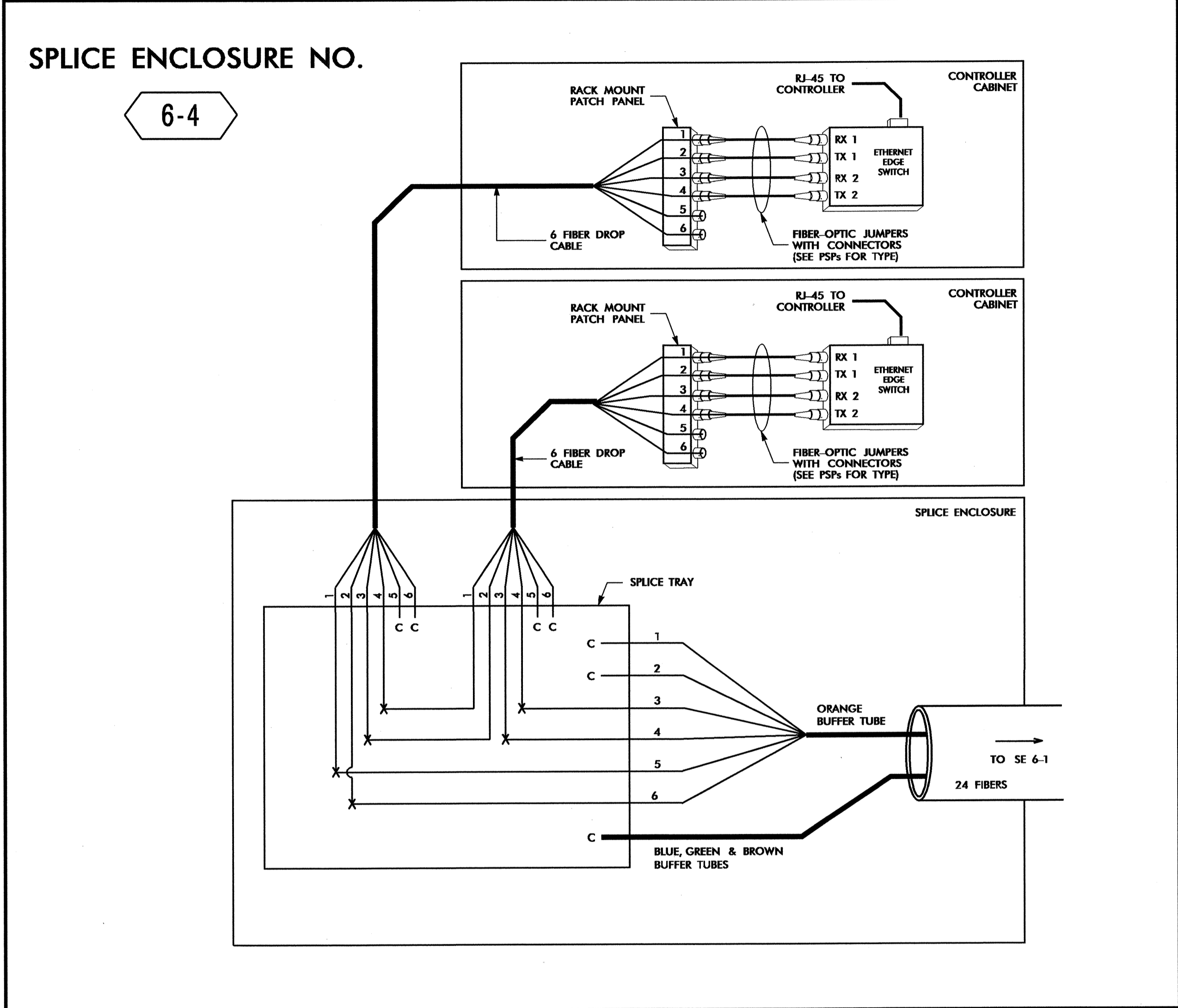
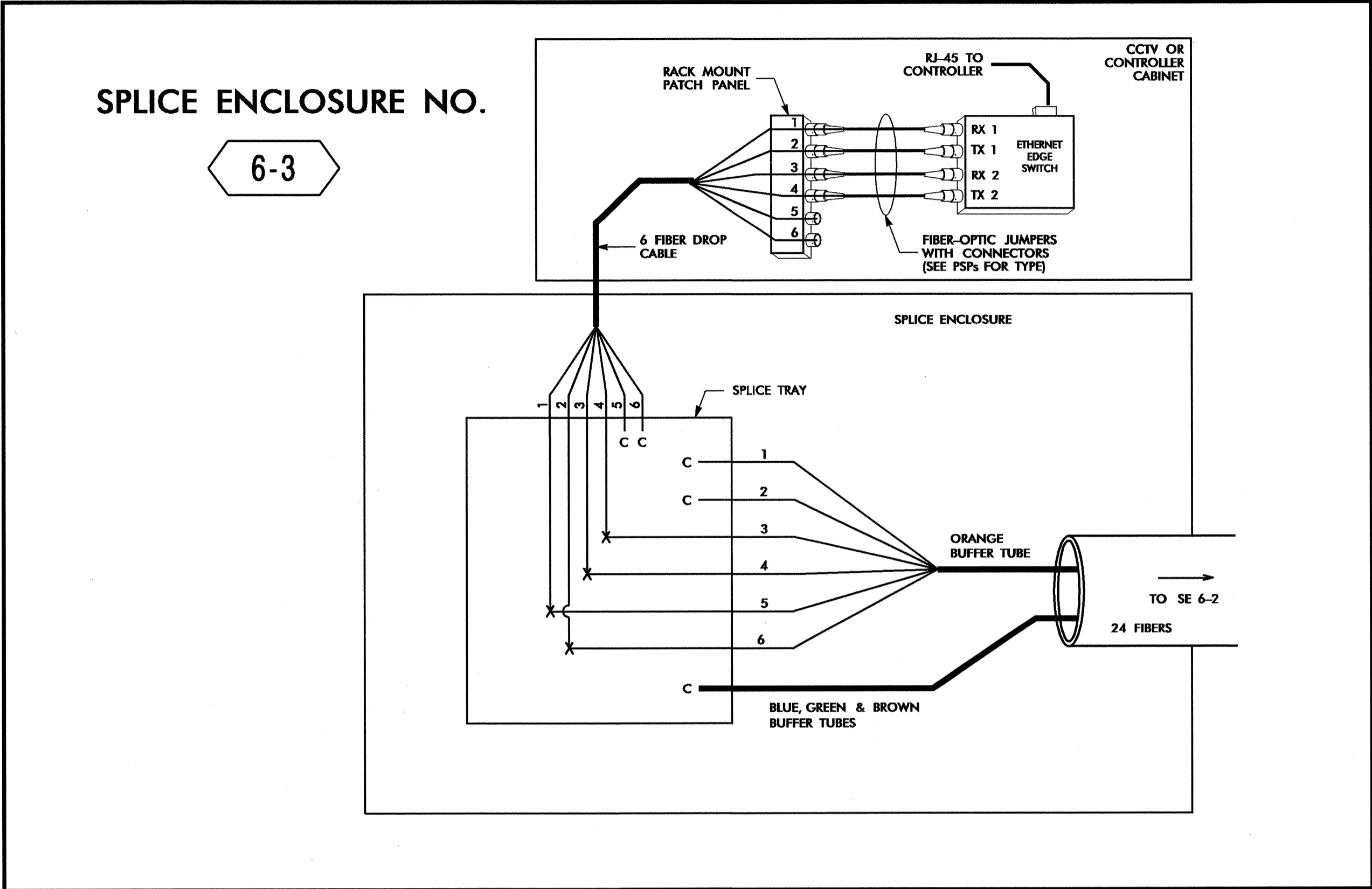
17-JUN-2011 15:24 D:\Transportation\Charlottesville\ITS\NCDDOT\Rocky Mount Signal System\Comms and ITS\Splice Details\6-1\FS-20.dgn

| LEGEND | | NOTES |
|--|---|--|
| <p>COLOR CODE TAVEIA 598-B</p> <p>(1) BLUE (7) RED (2) ORANGE (8) BLACK (3) GREEN (9) YELLOW (4) BROWN (10) VIOLET (5) SLATE (11) ROSE (6) WHITE (12) AQUA</p> | <p>X = FUSION SPLICE INDIVIDUAL FIBER C = CAP AND SEAL</p> <p>EXPRESS = EXPRESS ENTIRE BUFFER TUBE/FIBERS THROUGH WITHOUT CUTTING BUFFER SPLICE = SPLICE ALL FIBERS IN BUFFER TUBE COLOR TO COLOR</p> | <p>1. UNUSED FIBERS LEFT COILED AND STORED IN SPLICE TRAY</p> <p>2. UNUSED BUFFER TUBES LEFT COILED AND STORED IN SPLICE ENCLOSURE</p> <p>3. EDGE SWITCH CONFIGURATIONS ARE GENERIC. CONTRACTOR IS RESPONSIBLE FOR DETERMINING/ENSURING THE PROPER TERMINATIONS.</p> |

ATKINS 1616 EAST MILLBROOK ROAD, SUITE 310
RALEIGH, NORTH CAROLINA 27609
(919) 876-6888 NCBEES #F-0326

| | | | |
|---|--|-------------------------|-------------------------|
| <p>Prepared for the Offices of:</p> <p>750 Greenfield Parkway, Garner, NC 27529</p> | <p>Rocky Mount Signal System Fiber Optic Splicing Details</p> | | <p>SEAL</p> |
| | <p>Division 04 Nash/Edgecombe Counties Rocky Mount</p> | | |
| <p>PLAN DATE: JUNE 2011</p> | <p>REVIEWED BY: HAB</p> | <p>PREPARED BY: BJS</p> | <p>REVIEWED BY: JTB</p> |
| <p>SCALE: NTS</p> | <p>REVISIONS</p> | <p>INIT.</p> | <p>DATE</p> |
| <p>Signature: <i>H. Alfred Baisette III</i></p> | | | <p>DATE</p> |

GADD File name: FS-20.dgn



17-JUN-2011 15:24 01:***rispor1011onChar1offe-Trms*ITS*0001*Rocky Mount Signal System*Comms and ITS*Splice Details*FS-21.dgn

| COLOR CODE | | LEGEND | | NOTES | |
|------------|-------------|---------------|---|-------|---|
| (1) BLUE | (7) RED | X | = FUSION SPLICE INDIVIDUAL FIBER | 1. | UNUSED FIBERS LEFT COILED AND STORED IN SPLICE TRAY |
| (2) ORANGE | (8) BLACK | C | = CAP AND SEAL | 2. | UNUSED BUFFER TUBES LEFT COILED AND STORED IN SPLICE ENCLOSURE |
| (3) GREEN | (9) YELLOW | EXPRESS | = EXPRESS ENTIRE BUFFER TUBE/FIBERS THROUGH WITHOUT CUTTING | 3. | EDGE SWITCH CONFIGURATIONS ARE GENERIC. CONTRACTOR IS RESPONSIBLE FOR DETERMINING/ENSURING THE PROPER TERMINATIONS. |
| (4) BROWN | (10) VIOLET | BUFFER SPLICE | = SPLICE ALL FIBERS IN BUFFER TUBE COLOR TO COLOR | | |
| (5) SLATE | (11) ROSE | | | | |
| (6) WHITE | (12) AQUA | | | | |

ATKINS 1616 EAST WILLBROOK ROAD, SUITE 310
RALEIGH, NORTH CAROLINA 27609
(919) 876-6888 NCBEES #F-0326

Prepared for the Offices of:

**Rocky Mount Signal System
Fiber Optic
Splicing Details**

Division 04 Nash/Edgecombe Counties Rocky Mount

| | |
|----------------------|------------------|
| PLAN DATE: JUNE 2011 | REVIEWED BY: HAB |
| PREPARED BY: BJS | REVIEWED BY: JTB |

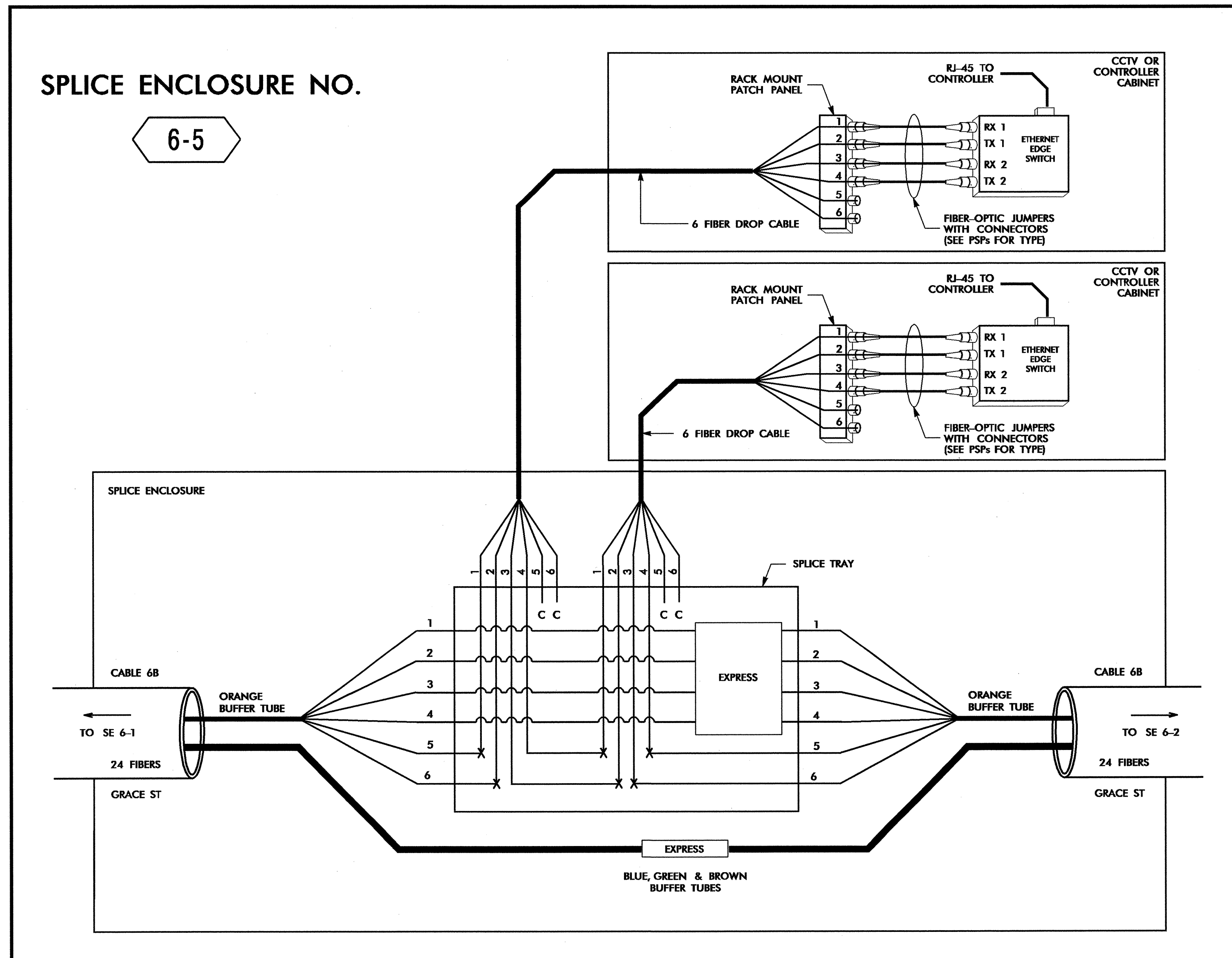
SCALE: NTS

| REVISIONS | INIT. | DATE |
|-----------|-------|------|
| | | |

H. Alfred Badgett 6/20/11
SIGNATURE DATE
CADD Filename: FS-21.dgn

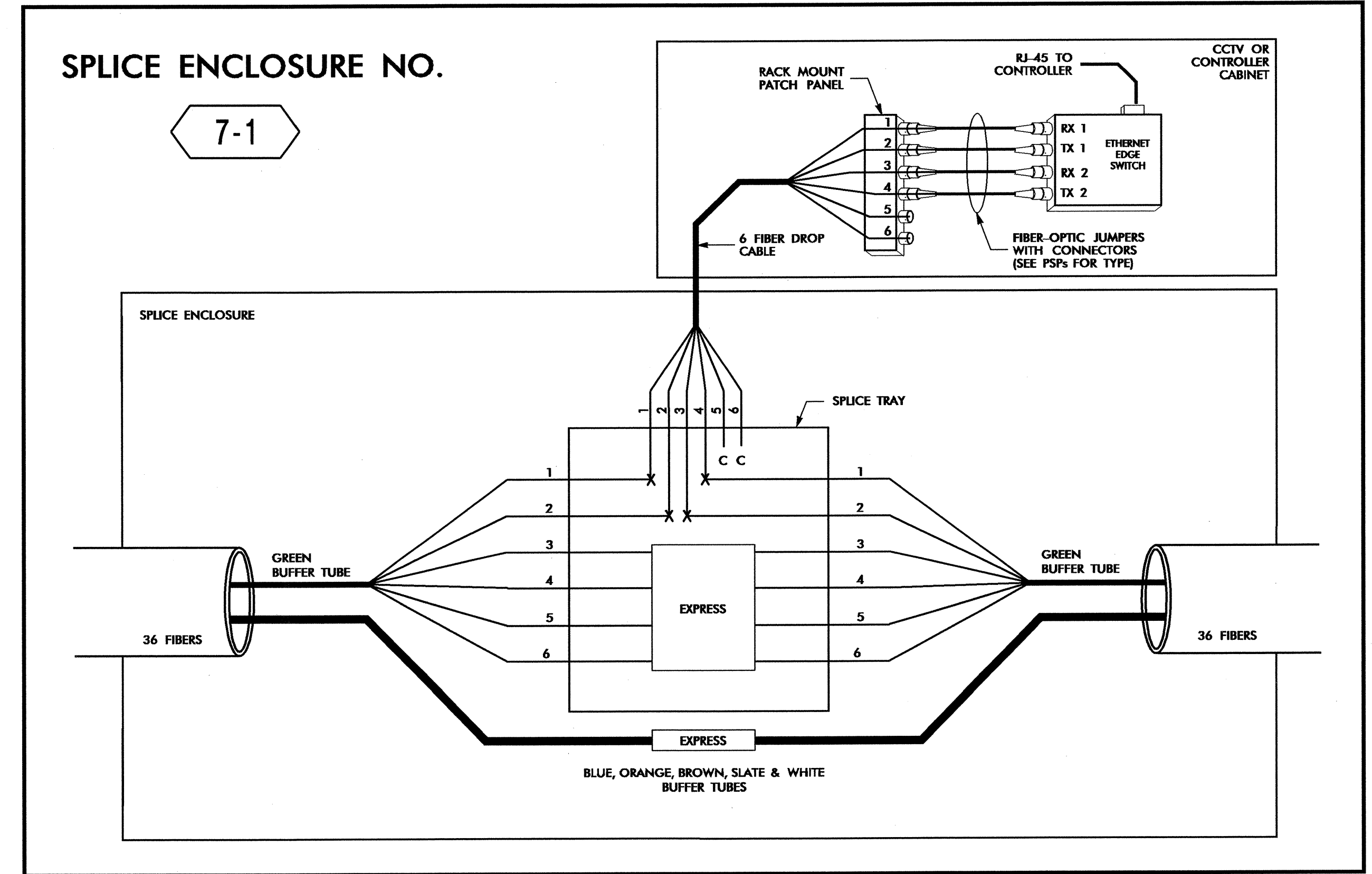
SPLICE ENCLOSURE NO.

6-5



SPLICE ENCLOSURE NO.

7-1



17-JUN-2011 15:24 D:\Transport\Tott\Char\lotte_Trans\ITS\NCDOT\Rocky Mount Signal System\Comms and ITS\Splice Details\F5-22.dgn 18566

LEGEND

| | |
|-----------------------------|-------------|
| COLOR CODE TIA/EIA 598-B | |
| (1) BLUE | (7) RED |
| (2) ORANGE | (8) BLACK |
| (3) GREEN | (9) YELLOW |
| (4) BROWN | (10) VIOLET |
| (5) SLATE | (11) ROSE |
| (6) WHITE | (12) AQUA |

| | |
|---------------|---|
| X | = FUSION SPLICE INDIVIDUAL FIBER |
| C | = CAP AND SEAL |
| EXPRESS | = EXPRESS ENTIRE BUFFER TUBE/FIBERS THROUGH WITHOUT CUTTING |
| BUFFER SPLICE | = SPLICE ALL FIBERS IN BUFFER TUBE COLOR TO COLOR |

NOTES

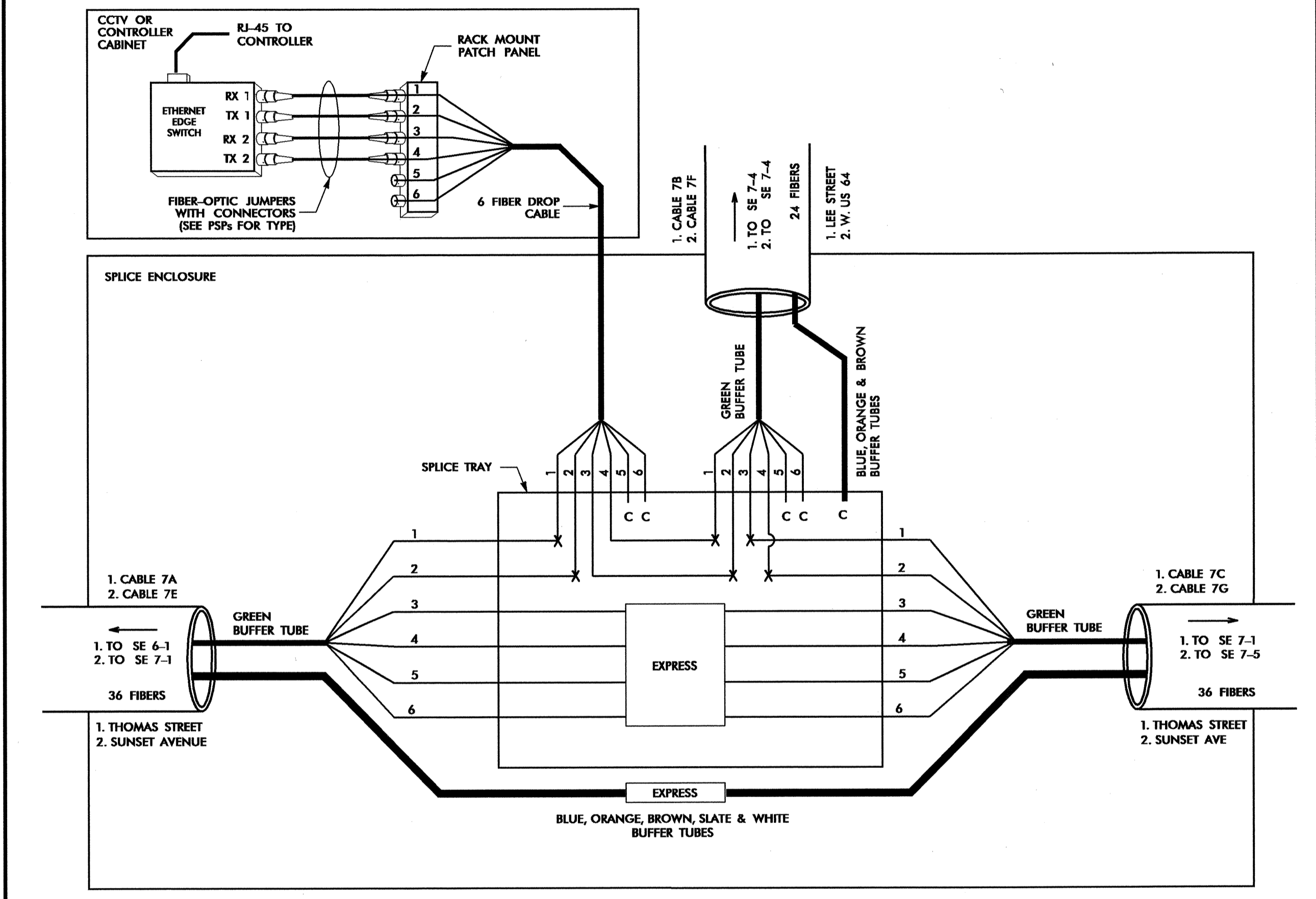
1. UNUSED FIBERS LEFT COILED AND STORED IN SPLICE TRAY
2. UNUSED BUFFER TUBES LEFT COILED AND STORED IN SPLICE ENCLOSURE
3. EDGE SWITCH CONFIGURATIONS ARE GENERIC. CONTRACTOR IS RESPONSIBLE FOR DETERMINING/ENSURING THE PROPER TERMINATIONS.

ATKINS 1616 EAST WILLBROOK ROAD, SUITE 310
RALEIGH, NORTH CAROLINA 27609
(919) 876-6888 NCBEE# F-0326

| | | | |
|---|--|--------------------------------------|--|
| | Prepared for the Offices of: Rocky Mount Signal System Division 04 Nash/Edgecombe Counties Rocky Mount | | |
| | PLAN DATE: JUNE 2011 PREPARED BY: BJS | REVIEWED BY: HAB REVIEWED BY: JTB | |
| REVISIONS: _____ INIT: _____ DATE: _____ | | | |
| SIGNATURE: <i>H. Alfred Badgett</i> DATE: _____ | | | |

SPLICE ENCLOSURE NO.

7-2



NOTE: MATCH CABLE NUMBER TO CORRESPONDING CABLE DESTINATION TO DETERMINE CORRECT DIAGRAM ORIENTATION.

17-JUN-2011 15:24 D:\transport\atf\onChar\otte_f\trans\ITS\K001\Rocky Mount_Signal_System\Comms and ITS\Splice_Details\F-23.dgn 18566

ATKINS 1616 EAST WILLBROOK ROAD, SUITE 310
RALEIGH, NORTH CAROLINA 27609
(919) 876-6888 NCBEES #F-0326

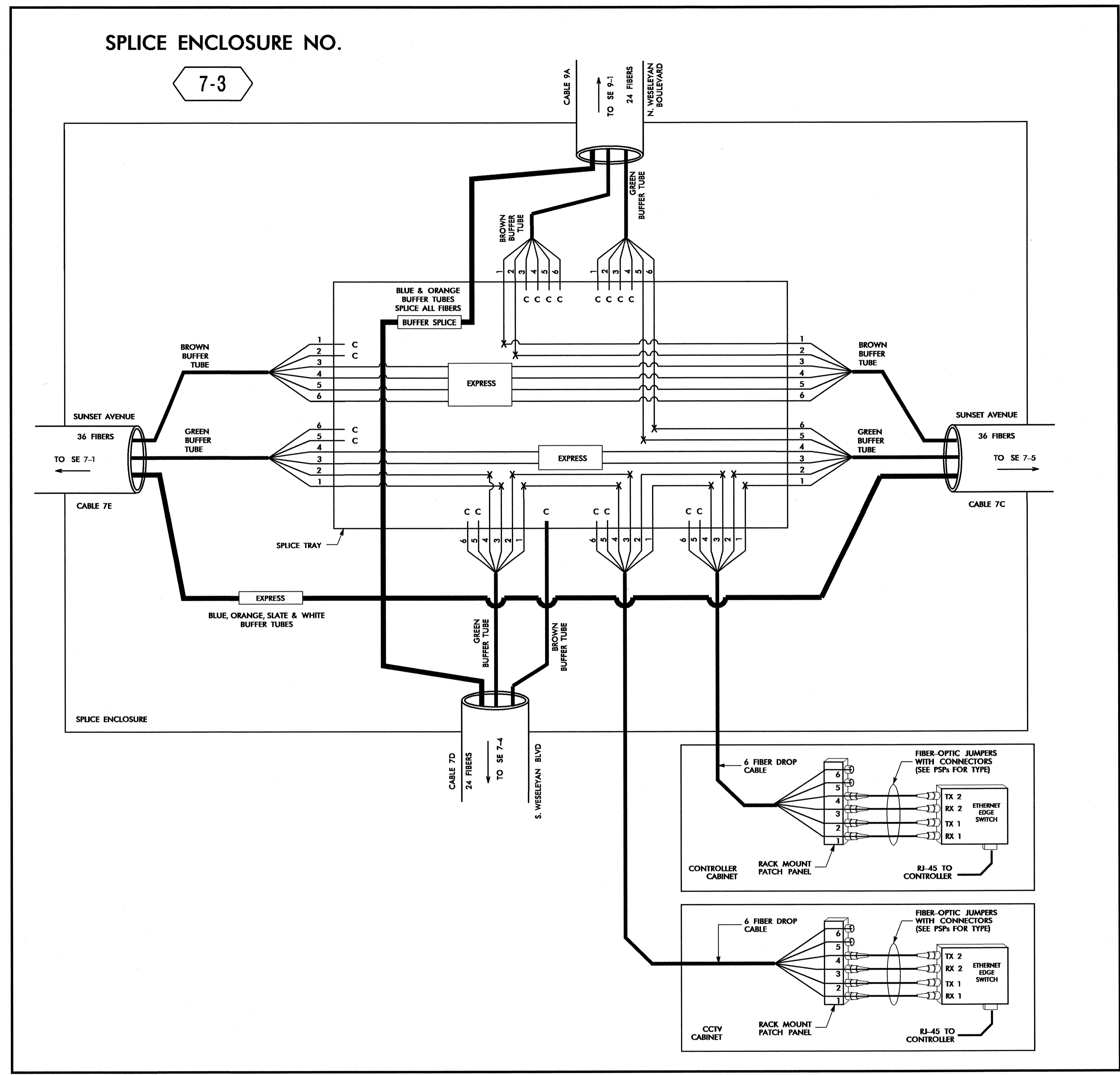
| COLOR CODE TABLE 598-B | |
|------------------------|-------------|
| (1) BLUE | (7) RED |
| (2) ORANGE | (8) BLACK |
| (3) GREEN | (9) YELLOW |
| (4) BROWN | (10) VIOLET |
| (5) SLATE | (11) ROSE |
| (6) WHITE | (12) AQUA |

| LEGEND | NOTES |
|---|--|
| X = FUSION SPlice INDIVIDUAL FIBER | 1. UNUSED FIBERS LEFT COILED AND STORED IN SPLICE TRAY |
| C = CAP AND SEAL | 2. UNUSED BUFFER TUBES LEFT COILED AND STORED IN SPLICE ENCLOSURE |
| EXPRESS = EXPRESS ENTIRE BUFFER TUBE/FIBERS THROUGH WITHOUT CUTTING | 3. EDGE SWITCH CONFIGURATIONS ARE GENERIC. CONTRACTOR IS RESPONSIBLE FOR DETERMINING/ENSURING THE PROPER TERMINATIONS. |
| BUFFER SPlice = SPLICE ALL FIBERS IN BUFFER TUBE COLOR TO COLOR | |

| | | | | | | | | | | | |
|---|---|--|----------------------|------------------|------------------|------------------|-----------|------------|--|--|---|
| | <p>Rocky Mount Signal System Fiber Optic Splicing Details</p> | | SEAL | | | | | | | | |
| | <p>Division 04 Nash/Edgecombe Counties Rocky Mount</p> | | | | | | | | | | |
| <p>750 Greenfield Parkway, Garner, NC 27529</p> | <p>SCALE NTS</p> | <table border="1"> <tr> <td>PLAN DATE: JUNE 2011</td> <td>REVIEWED BY: HAB</td> </tr> <tr> <td>PREPARED BY: BJS</td> <td>REVIEWED BY: JTB</td> </tr> <tr> <td>REVISIONS</td> <td>INIT. DATE</td> </tr> <tr> <td> </td> <td> </td> </tr> </table> | PLAN DATE: JUNE 2011 | REVIEWED BY: HAB | PREPARED BY: BJS | REVIEWED BY: JTB | REVISIONS | INIT. DATE | | | <p>Signature: <i>H. Alfred Badgett, III</i> DATE: _____</p> |
| PLAN DATE: JUNE 2011 | REVIEWED BY: HAB | | | | | | | | | | |
| PREPARED BY: BJS | REVIEWED BY: JTB | | | | | | | | | | |
| REVISIONS | INIT. DATE | | | | | | | | | | |
| | | | | | | | | | | | |
| <p>CADD File Name: FS-23.dgn</p> | | | | | | | | | | | |

SPLICE ENCLOSURE NO.

7-3



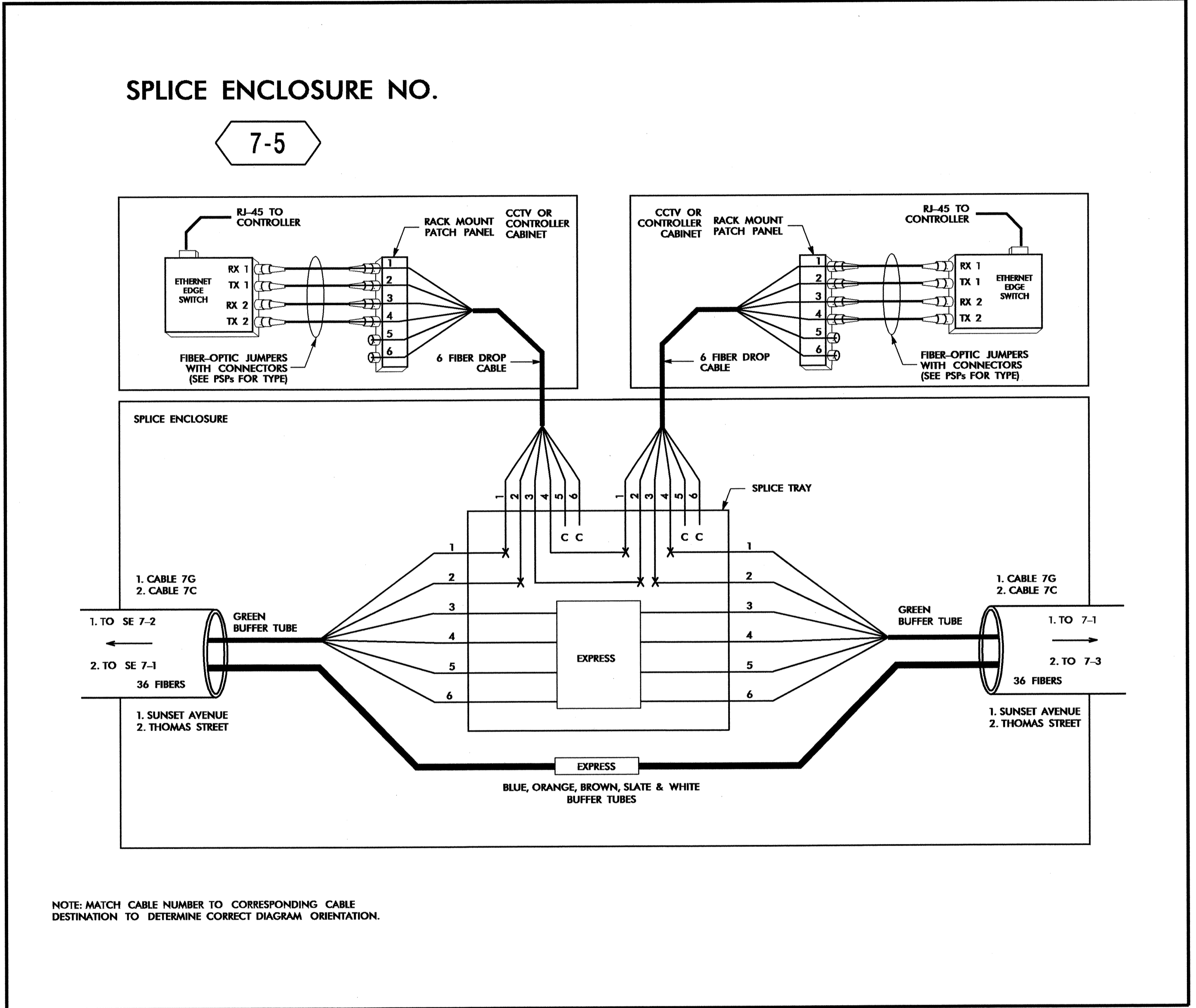
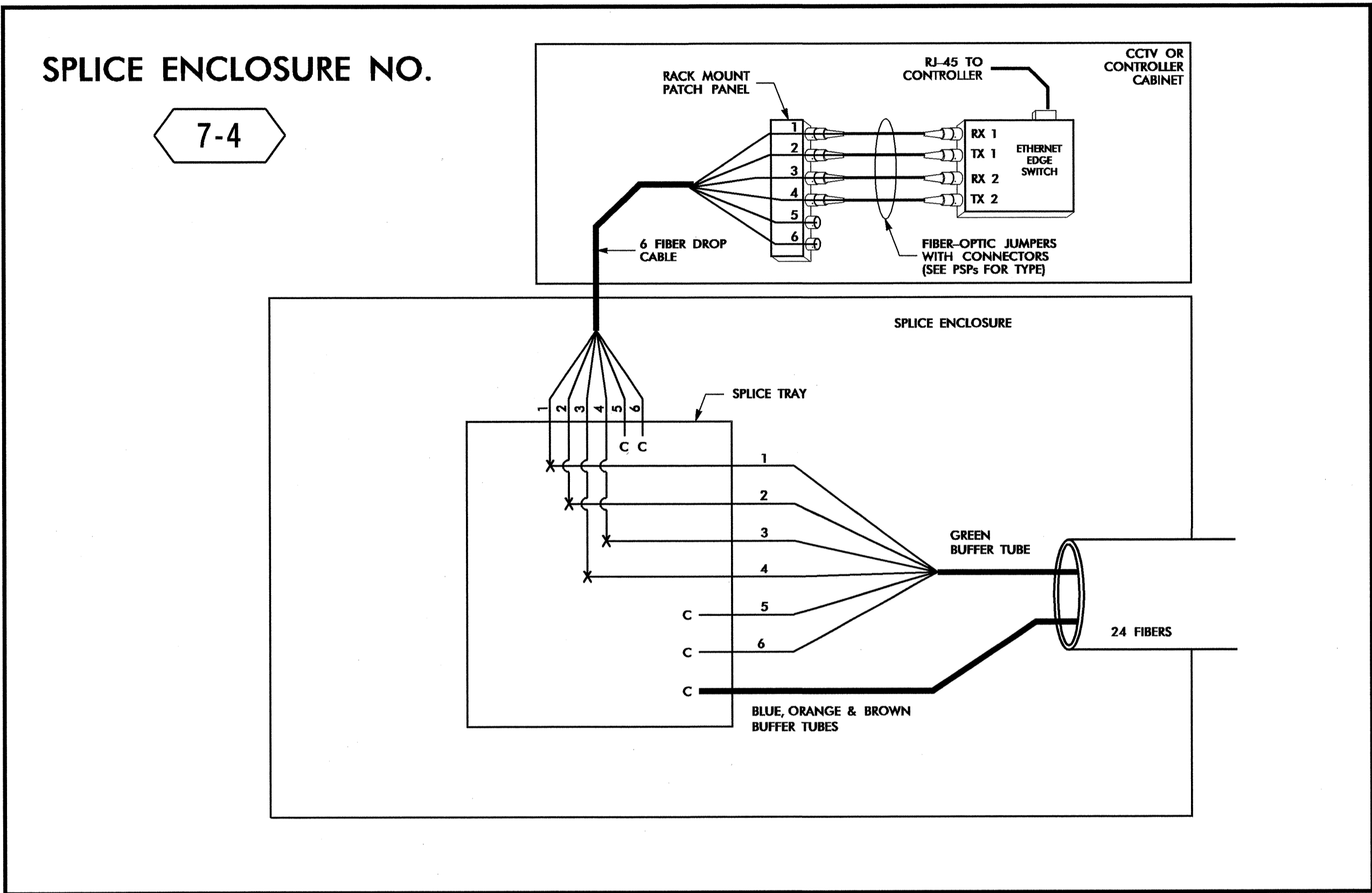
17-JUN-2011 15:25 D:\Transportation\Charlottesville\ITS\NODOT\Rocky Mount Signal System\Comms and ITS\Splice Details\FS-24.dgn

| COLOR CODE | | LEGEND | |
|------------|-------------|---|--|
| (1) BLUE | (7) RED | X = FUSION SPLICE INDIVIDUAL FIBER | |
| (2) ORANGE | (8) BLACK | C = CAP AND SEAL | |
| (3) GREEN | (9) YELLOW | EXPRESS = EXPRESS ENTIRE BUFFER TUBE/FIBERS THROUGH WITHOUT CUTTING | |
| (4) BROWN | (10) VIOLET | BUFFER SPLICE = SPLICE ALL FIBERS IN BUFFER TUBE COLOR TO COLOR | |
| (5) SLATE | (11) ROSE | | |
| (6) WHITE | (12) AQUA | | |

- NOTES**
- UNUSED FIBERS LEFT COILED AND STORED IN SPLICE TRAY
 - UNUSED BUFFER TUBES LEFT COILED AND STORED IN SPLICE ENCLOSURE
 - EDGE SWITCH CONFIGURATIONS ARE GENERIC. CONTRACTOR IS RESPONSIBLE FOR DETERMINING/ENSURING THE PROPER TERMINATIONS.

ATKINS 1616 EAST MILLBROOK ROAD, SUITE 310
RALEIGH, NORTH CAROLINA 27609
(919) 876-6888 NCBES #F-0326

| | | | |
|---|------------------|--------------------|------|
| Prepared for the Offices of: | | SEAL | |
| Rocky Mount Signal System Fiber Optic Splicing Details | | | |
| Division 04 Nash/Edgecombe Counties Rocky Mount | | | |
| PLAN DATE: JUNE 2011 | REVIEWED BY: HAB | | |
| PREPARED BY: BJS | REVIEWED BY: JTB | | |
| SCALE: NTS | REVISIONS: | INIT. | DATE |
| | | | |
| | | SIGNATURE DATE | |



NOTE: MATCH CABLE NUMBER TO CORRESPONDING CABLE DESTINATION TO DETERMINE CORRECT DIAGRAM ORIENTATION.

17-JUN-2011 15:25 C:\p\compari\compari\char\lch\tr\trns\ITS\MC001\Rocky Mount Signal System\Comms and ITS\splice Detail\fs-25.dgn

| COLOR CODE | | LEGEND | | NOTES | |
|---------------|-------------|---------------|---|-------|---|
| TIA/EIA 598-B | | | | | |
| (1) BLUE | (7) RED | X = | FUSION SPlice INDIVIDUAL FIBER | 1. | UNUSED FIBERS LEFT COILED AND STORED IN SPlice TRAY |
| (2) ORANGE | (8) BLACK | C = | CAP AND SEAL | 2. | UNUSED BUFFER TUBES LEFT COILED AND STORED IN SPlice ENCLOSURE |
| (3) GREEN | (9) YELLOW | EXPRESS | = EXPRESS ENTIRE BUFFER TUBE/FIBERS THROUGH WITHOUT CUTTING | 3. | EDGE SWITCH CONFIGURATIONS ARE GENERIC. CONTRACTOR IS RESPONSIBLE FOR DETERMINING/ENSURING THE PROPER TERMINATIONS. |
| (4) BROWN | (10) VIOLET | BUFFER SPlice | = SPlice ALL FIBERS IN BUFFER TUBE COLOR TO COLOR | | |
| (5) SLATE | (11) ROSE | | | | |
| (6) WHITE | (12) AQUA | | | | |

ATKINS

1616 EAST HILLBROOK ROAD, SUITE 310
RALEIGH, NORTH CAROLINA 27609
(919) 876-6888 NCBES #F-0326

**Rocky Mount Signal System
Fiber Optic
Splicing Details**

Division 04 Nash/Edgecombe Counties Rocky Mount

PLAN DATE: JUNE 2011 REVIEWED BY: HAB

PREPARED BY: BJS REVIEWED BY: JTB

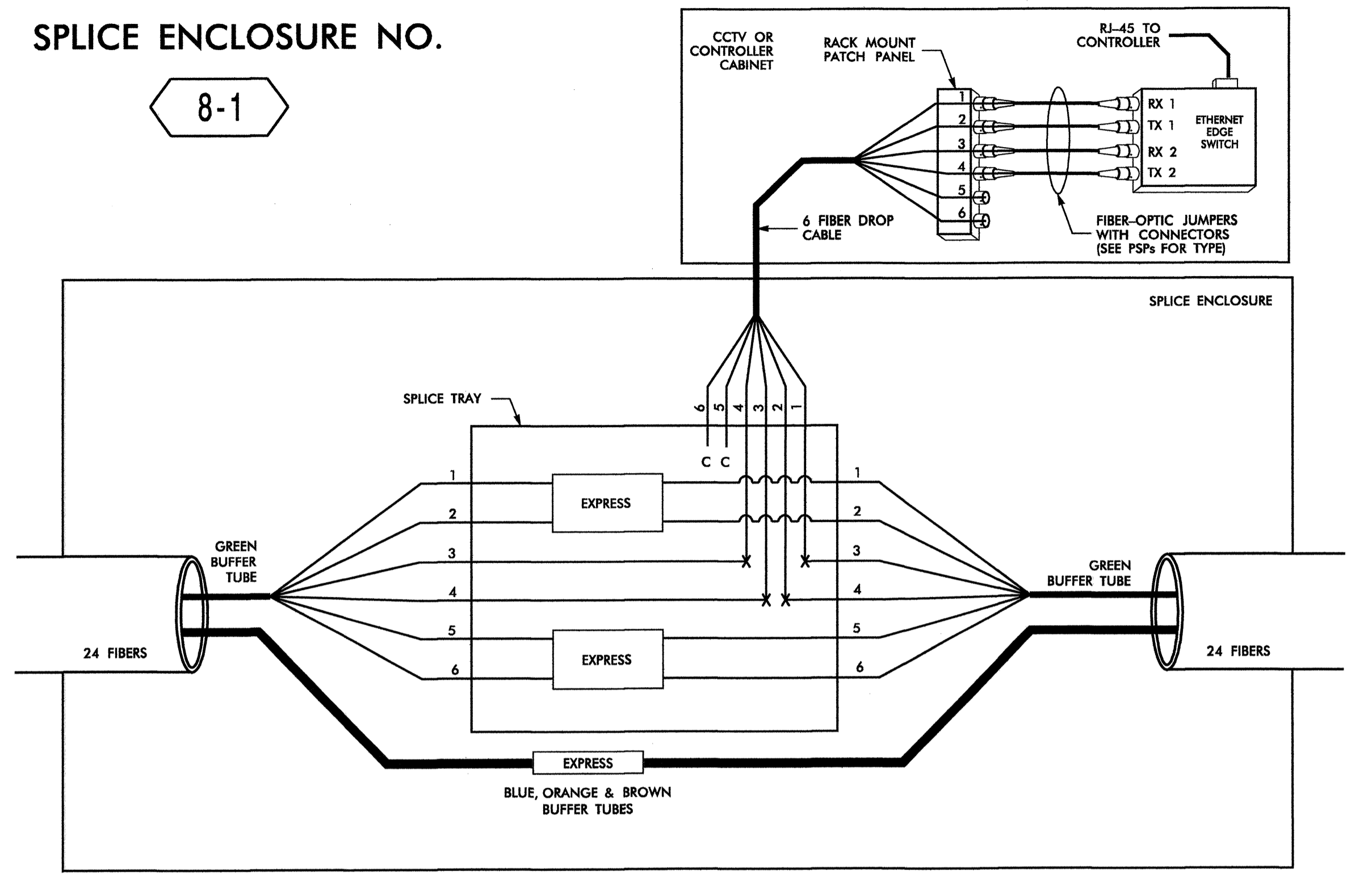
SCALE: NTS

SEAL

Signature: *H. Alfred Baggett III*
Date: _____

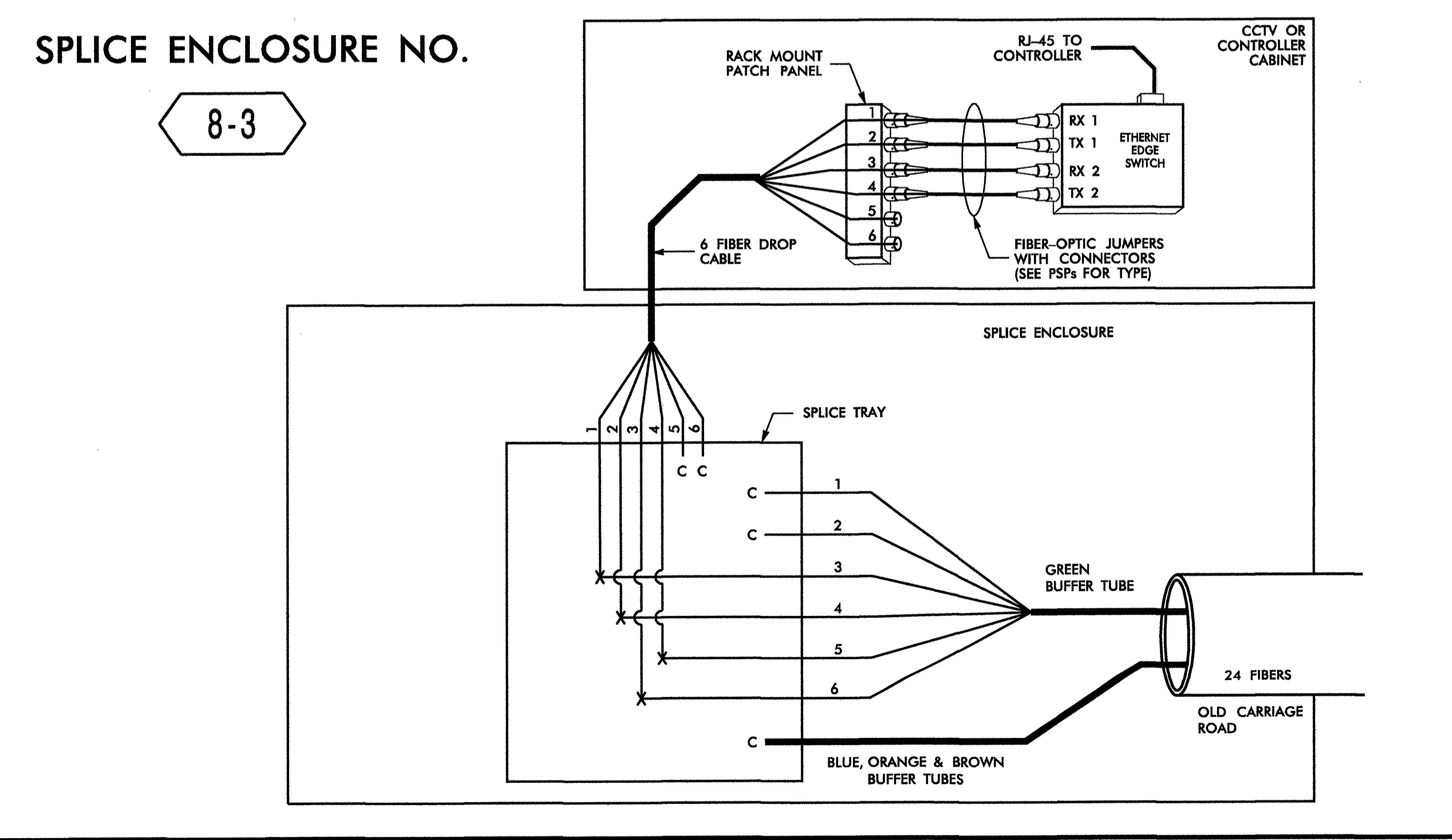
CADD Filename: FS-25.dgn

SPLICE ENCLOSURE NO. 8-1

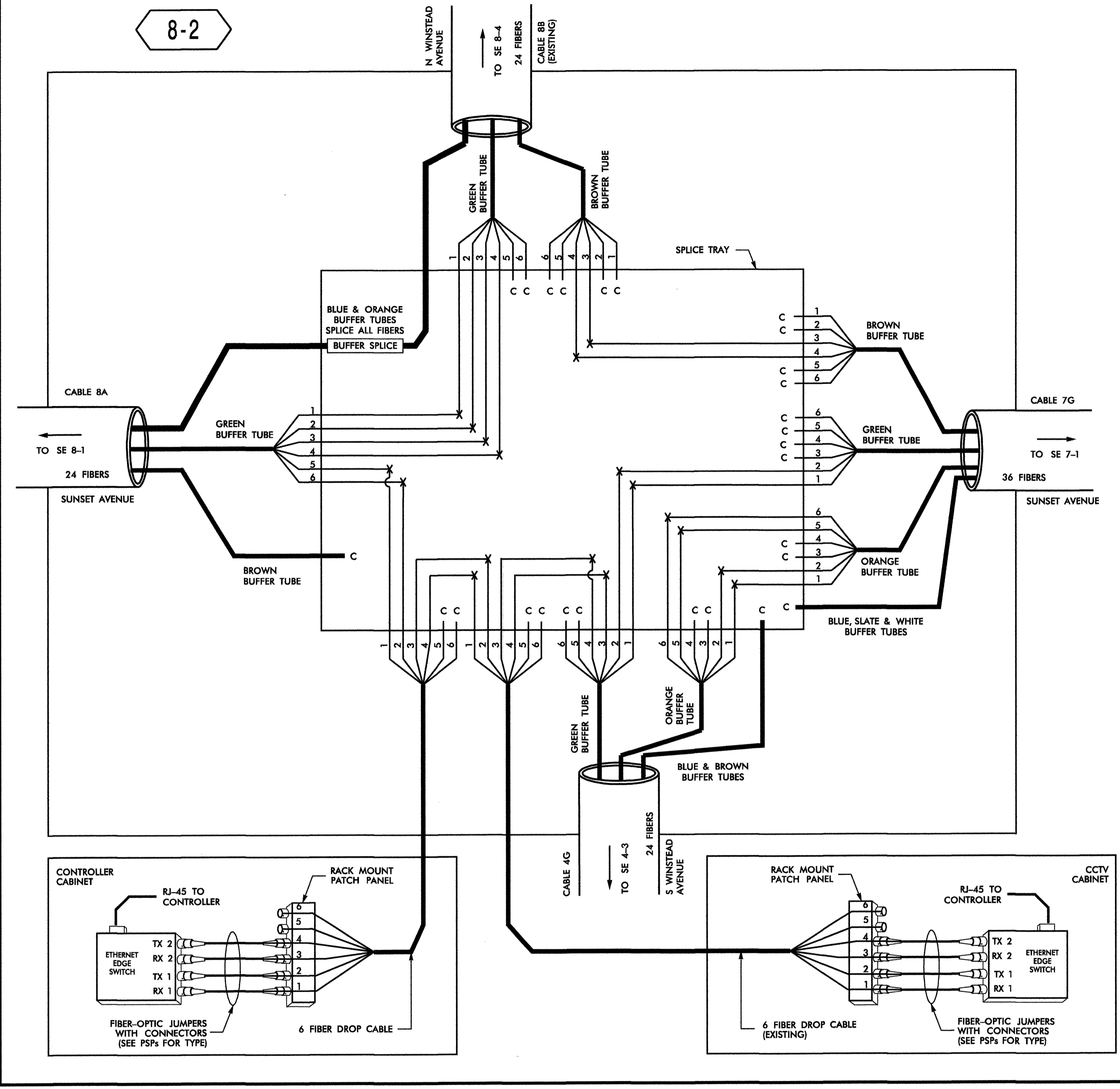


NOTE: MODIFY EXISTING SPLICES AT NORTHERN CONNECTOR / BENVENUE RD AND NORTHERN CONNECTOR / NC 48 TO MATCH ABOVE SPLICING. PROPOSED GREEN TUBE, STRANDS 1-6 = EXISTING ORANGE TUBE, STRANDS 1-6

SPLICE ENCLOSURE NO. 8-3



SPLICE ENCLOSURE NO. 8-2



LEGEND

| | | |
|-----------------------------|-------------|---|
| COLOR CODE TIA/EIA 598-B | | X = FUSION SPLICE INDIVIDUAL FIBER |
| (1) BLUE | (7) RED | C = CAP AND SEAL |
| (2) ORANGE | (8) BLACK | EXPRESS = EXPRESS ENTIRE BUFFER TUBE / FIBERS THROUGH WITHOUT CUTTING |
| (3) GREEN | (9) YELLOW | BUFFER SPLICE = SPLICE ALL FIBERS IN BUFFER TUBE COLOR TO COLOR |
| (4) BROWN | (10) VIOLET | |
| (5) SLATE | (11) ROSE | |
| (6) WHITE | (12) AQUA | |

NOTES

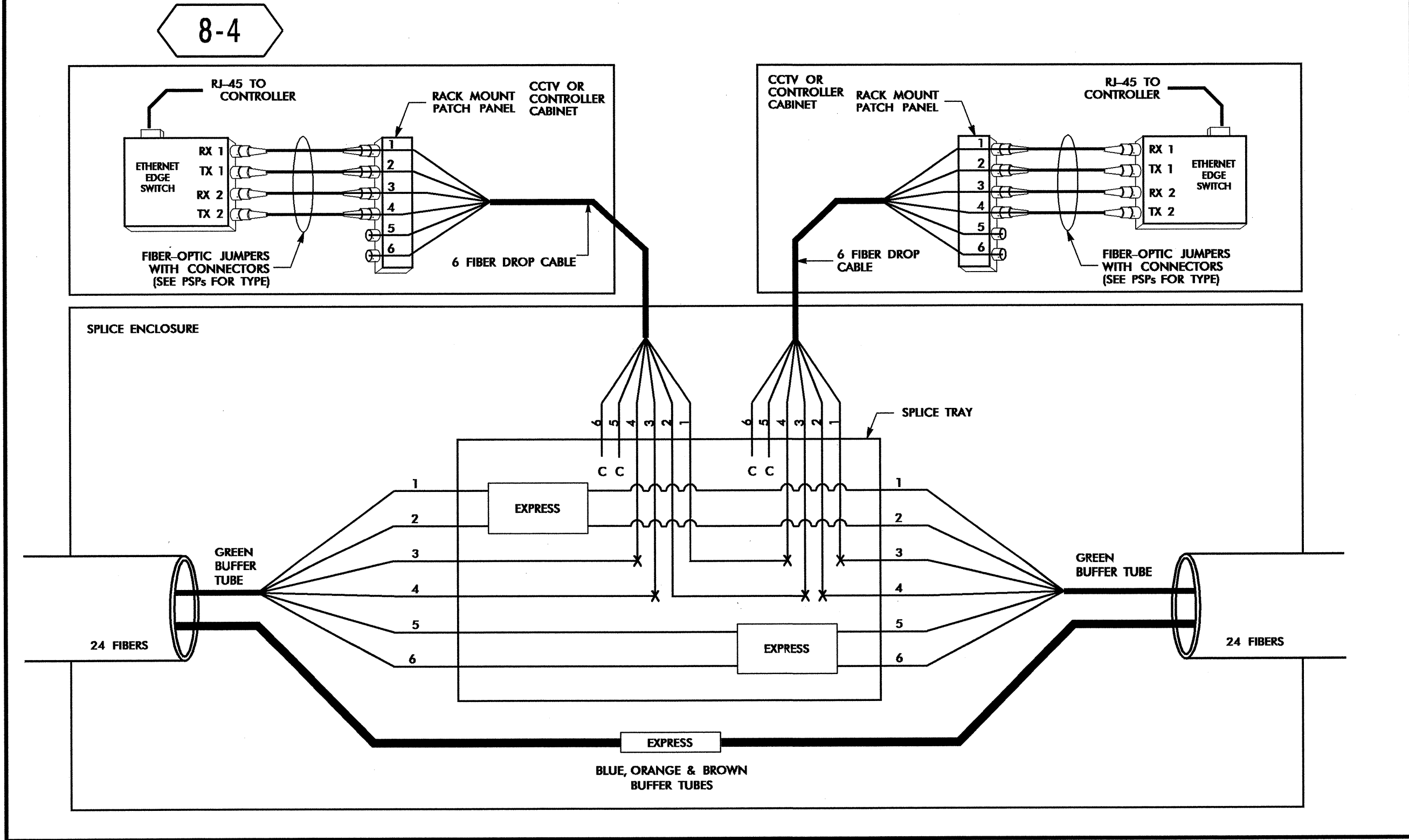
- UNUSED FIBERS LEFT COILED AND STORED IN SPLICE TRAY
- UNUSED BUFFER TUBES LEFT COILED AND STORED IN SPLICE ENCLOSURE
- EDGE SWITCH CONFIGURATIONS ARE GENERIC. CONTRACTOR IS RESPONSIBLE FOR DETERMINING/ENSURING THE PROPER TERMINATIONS.

ATKINS 1616 EAST MILLBROOK ROAD, SUITE 310
RALEIGH, NORTH CAROLINA 27609
(919) 876-6888 NCBES #F-0326

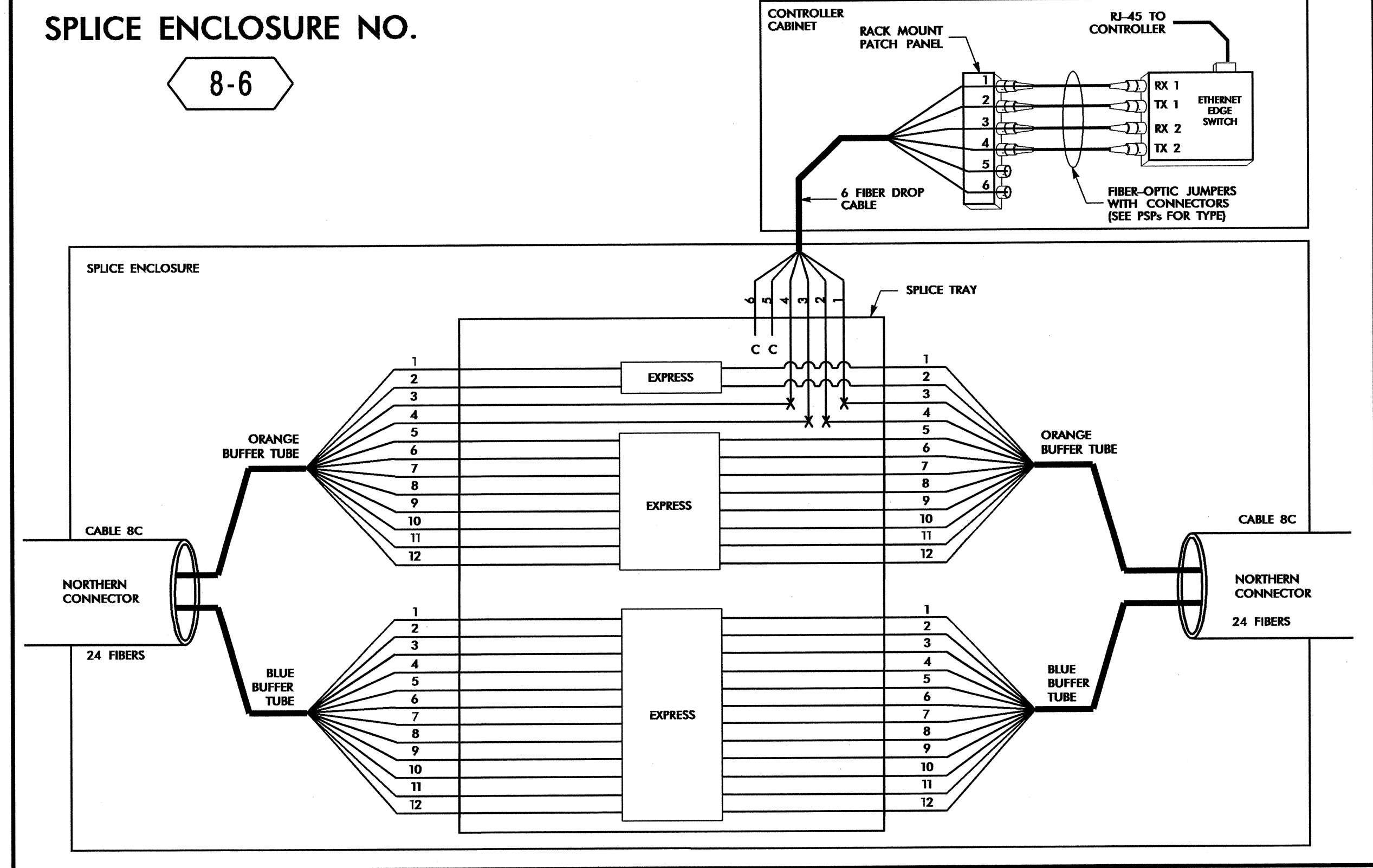
| | | | |
|---|--|-------------------------|--|
| <p>Prepared for the Offices of: NORTH CAROLINA DEPARTMENT OF TRANSPORTATION Division of Highway Design and Construction</p> | <p>Rocky Mount Signal System Fiber Optic Splicing Details</p> | | |
| | <p>Division 04 Nash/Edgecombe Counties Rocky Mount</p> | | |
| | <p>PLAN DATE: JUNE 2011</p> | <p>REVIEWED BY: HAB</p> | |
| <p>750 Greenfield Parkway, Garner, NC 27529</p> | <p>PREPARED BY: BJS</p> | <p>REVIEWED BY: JTB</p> | <p>SCALE: NTS</p> |
| <p>REVISIONS</p> | | <p>INIT. DATE</p> | <p>SIGNATURE: <i>H. Alfred Badgett</i> DATE: _____</p> |

28-JUN-2011 11:36 D:\Transportation\Charlotte_Trans\ITS\NCDOT\Rocky Mount Signal System\Comms and ITS\Splice Details\8-26.dgn 1556

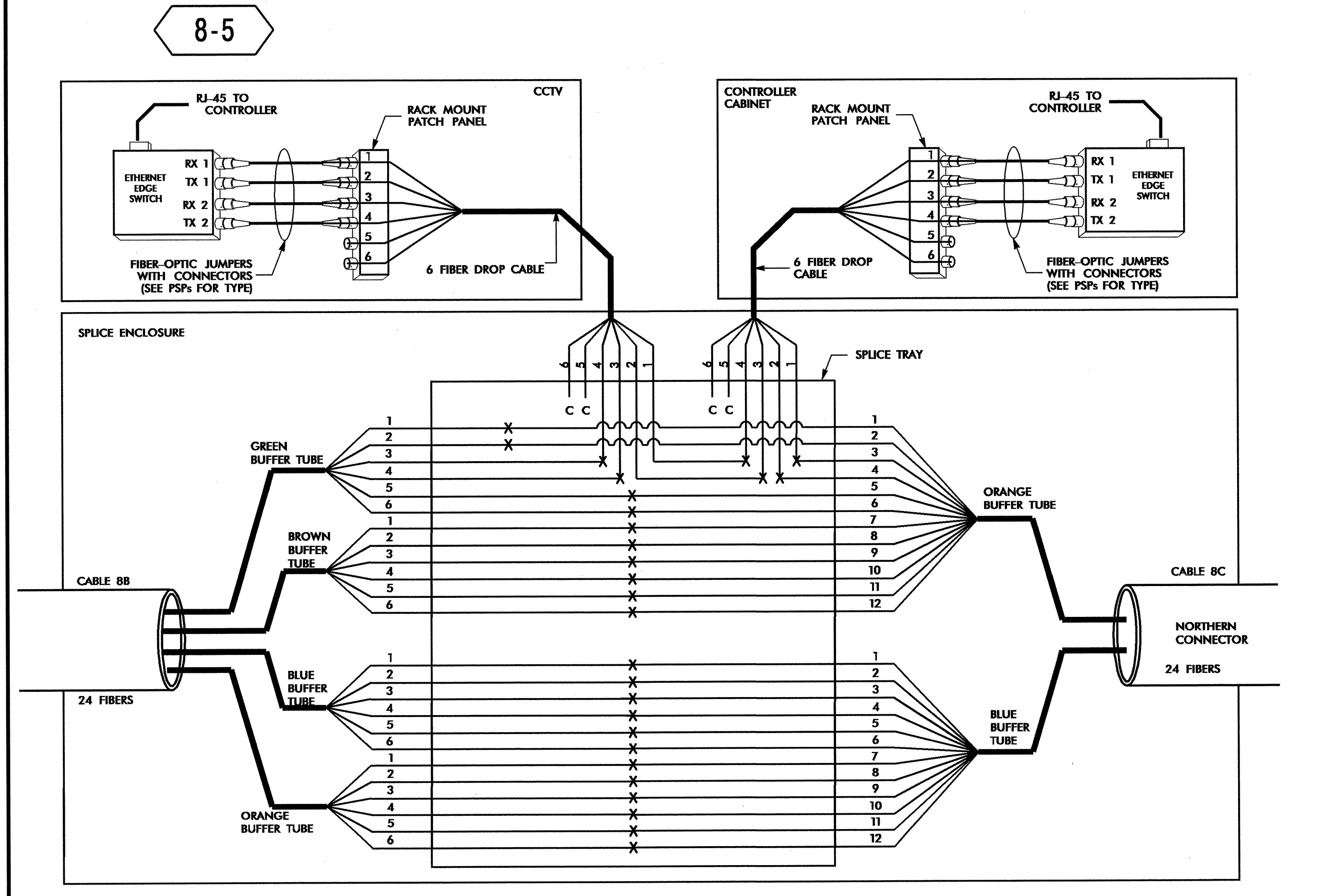
SPLICE ENCLOSURE NO. 8-4



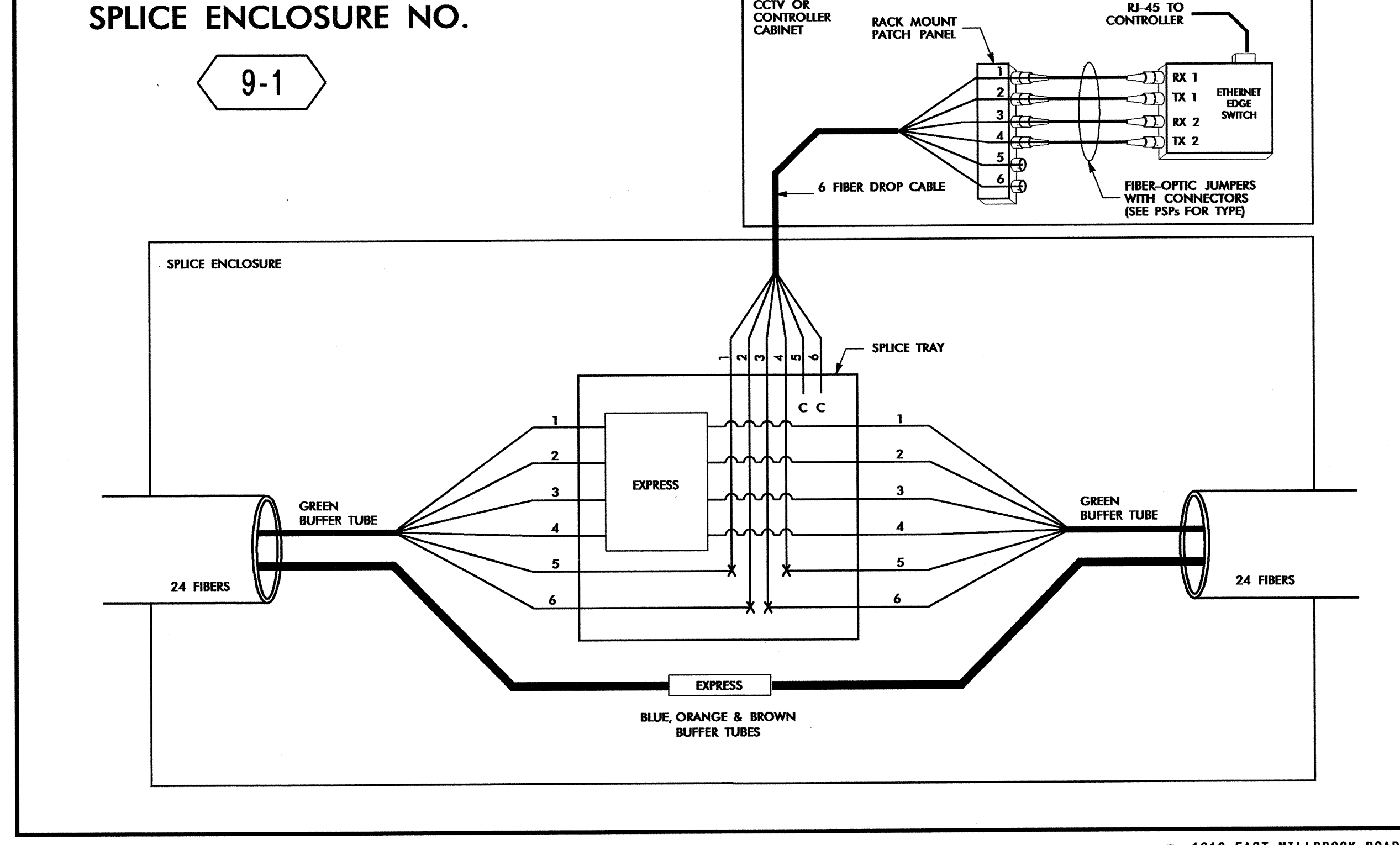
SPLICE ENCLOSURE NO. 8-6



SPLICE ENCLOSURE NO. 8-5



SPLICE ENCLOSURE NO. 9-1



17 JUN-2011 15:25 D:\c:\p\proj\10\char\l\off\trns\ITS\MC001\Rocky Mount Signal System\Comms and ITS\Splice Detail\8-4 FS-27.dgn

COLOR CODE
TIA/EIA 598-B


| | |
|------------|-------------|
| (1) BLUE | (7) RED |
| (2) ORANGE | (8) BLACK |
| (3) GREEN | (9) YELLOW |
| (4) BROWN | (10) VIOLET |
| (5) SLATE | (11) ROSE |
| (6) WHITE | (12) AQUA |

LEGEND

| | |
|---------------|---|
| X | = FUSION SPLICE INDIVIDUAL FIBER |
| C | = CAP AND SEAL |
| EXPRESS | = EXPRESS ENTIRE BUFFER TUBE / FIBERS THROUGH WITHOUT CUTTING |
| BUFFER SPLICE | = SPLICE ALL FIBERS IN BUFFER TUBE COLOR TO COLOR |

- NOTES**
- UNUSED FIBERS LEFT COILED AND STORED IN SPLICE TRAY
 - UNUSED BUFFER TUBES LEFT COILED AND STORED IN SPLICE ENCLOSURE
 - EDGE SWITCH CONFIGURATIONS ARE GENERIC. CONTRACTOR IS RESPONSIBLE FOR DETERMINING/ENSURING THE PROPER TERMINATIONS.

ATKINS 1616 EAST WILLBROOK ROAD, SUITE 310 RALEIGH, NORTH CAROLINA 27609 (919) 876-6888 NCBEES #F-0326



Rocky Mount Signal System Fiber Optic Splicing Details

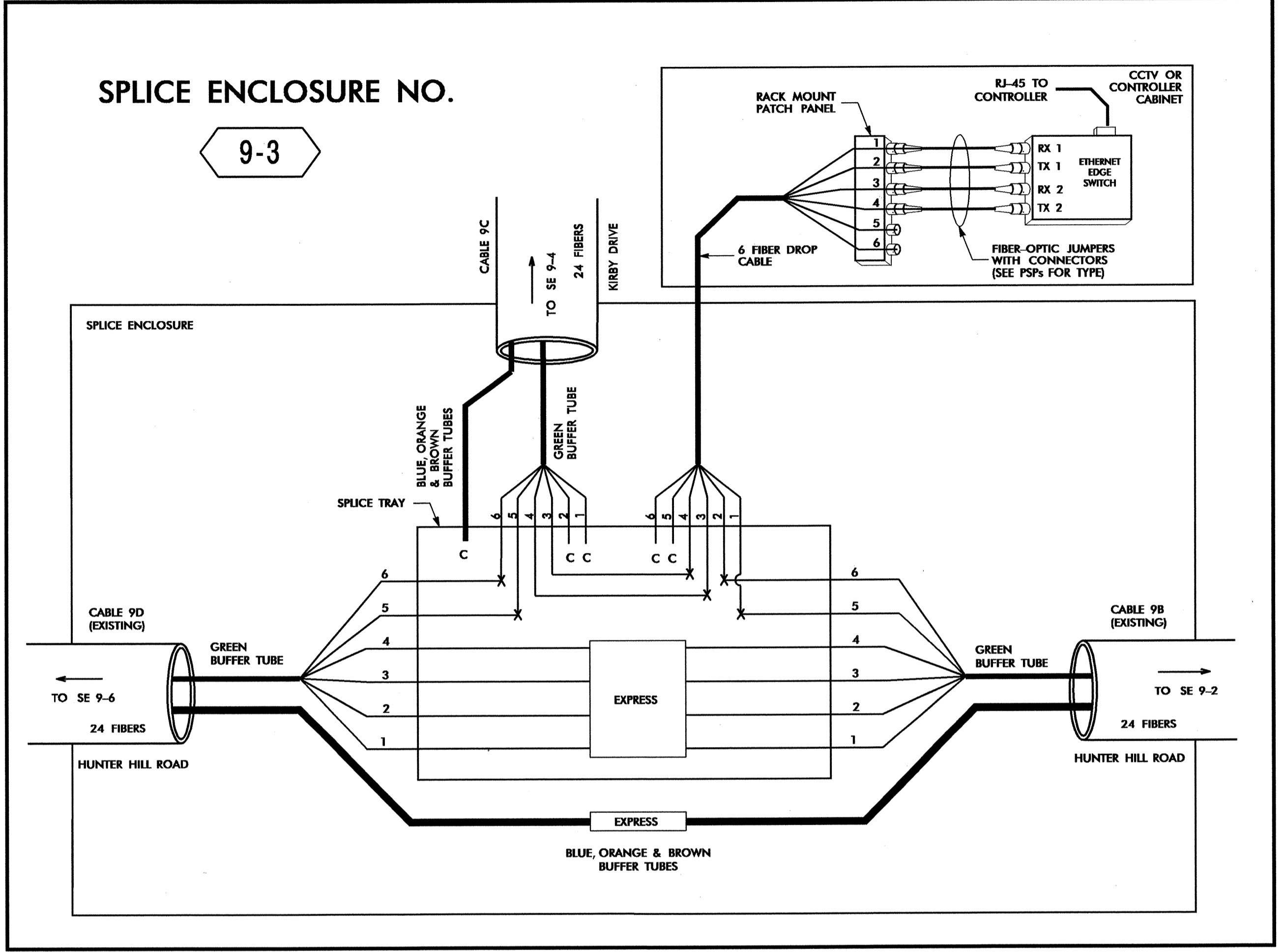
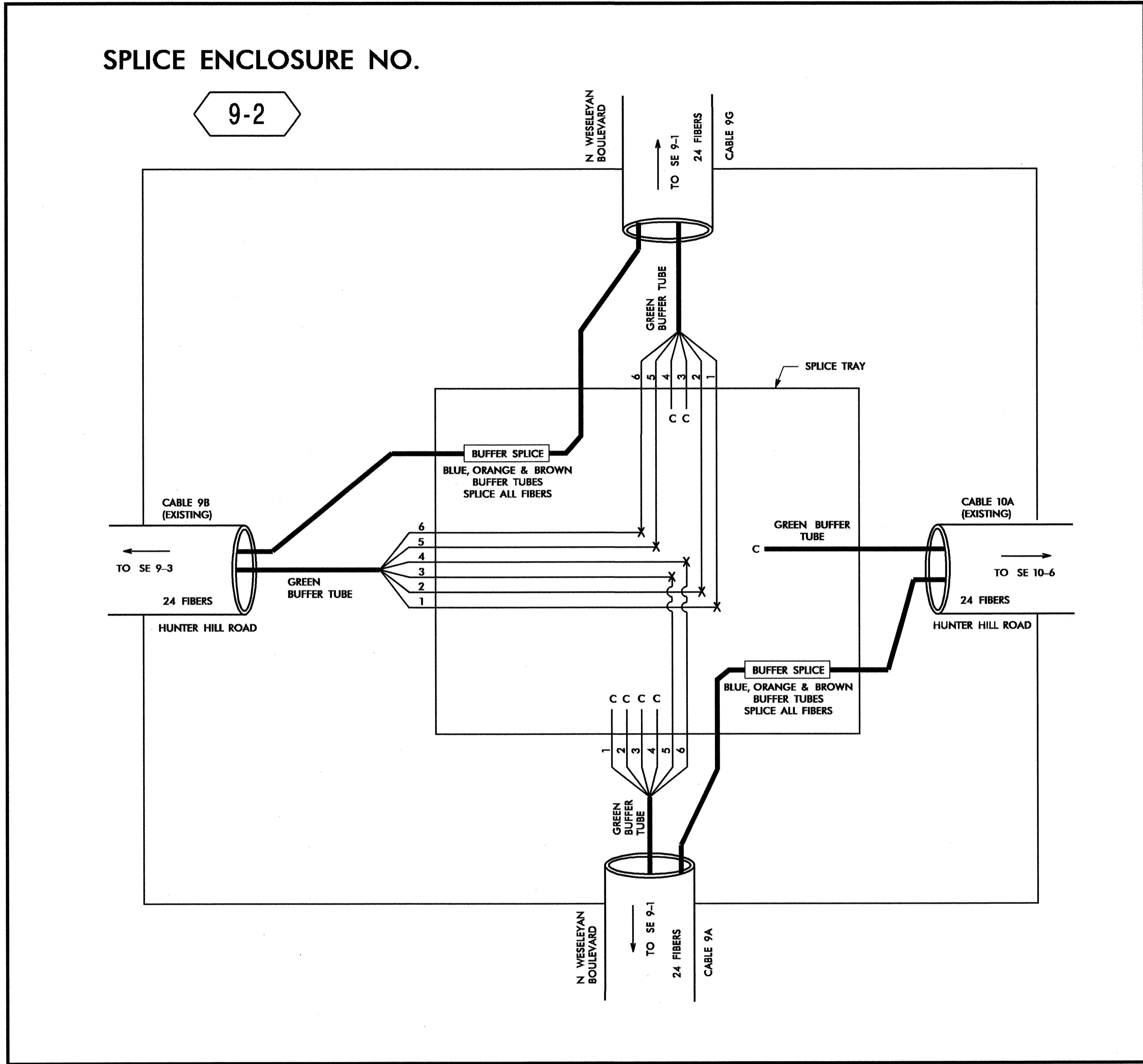
Division 04 Nash/Edgecombe Counties Rocky Mount

| | |
|----------------------|------------------|
| PLAN DATE: JUNE 2011 | REVIEWED BY: HAB |
| PREPARED BY: BJS | REVIEWED BY: JTB |
| REVISIONS | INIT. DATE |



SCALE: NTS

CADD Filename: FS-27.dgn



17-JUN-2011 15:25 D:\projects\transportation\Rocky Mount\Signal System\Comms and ITS\Splice Details\F-28.dgn

| COLOR CODE | |
|------------|-------------|
| TABLE | 598-B |
| (1) BLUE | (7) RED |
| (2) ORANGE | (8) BLACK |
| (3) GREEN | (9) YELLOW |
| (4) BROWN | (10) VIOLET |
| (5) SLATE | (11) ROSE |
| (6) WHITE | (12) AQUA |

| LEGEND | |
|---------------|---|
| X | FUSION SPLICE INDIVIDUAL FIBER |
| C | CAP AND SEAL |
| EXPRESS | EXPRESS ENTIRE BUFFER TUBE/FIBERS THROUGH WITHOUT CUTTING |
| BUFFER SPLICE | SPLICE ALL FIBERS IN BUFFER TUBE COLOR TO COLOR |

- NOTES**
- UNUSED FIBERS LEFT COILED AND STORED IN SPLICE TRAY
 - UNUSED BUFFER TUBES LEFT COILED AND STORED IN SPLICE ENCLOSURE
 - EDGE SWITCH CONFIGURATIONS ARE GENERIC. CONTRACTOR IS RESPONSIBLE FOR DETERMINING/ENSURING THE PROPER TERMINATIONS.

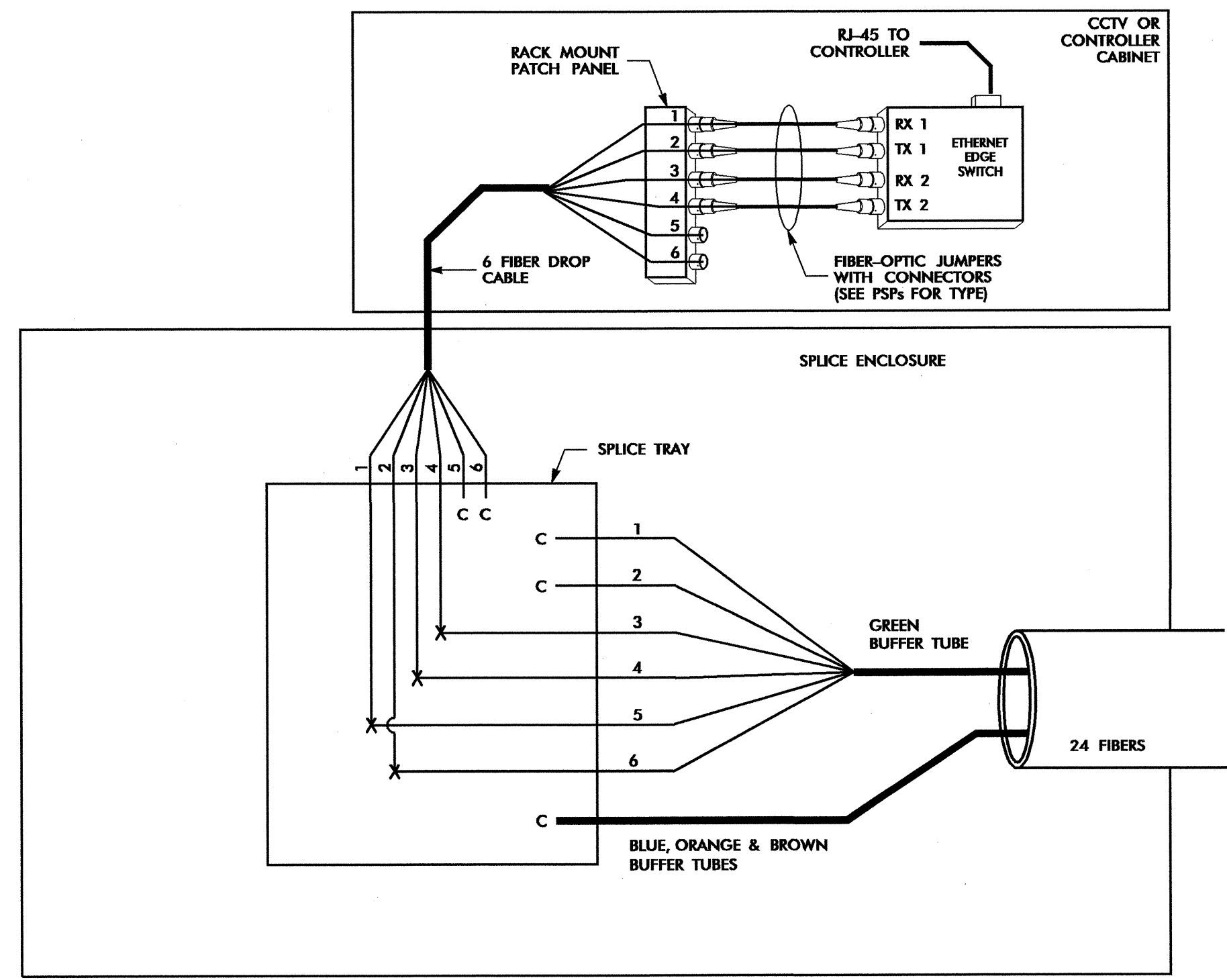
ATKINS 1616 EAST WILLBROOK ROAD, SUITE 310
RALEIGH, NORTH CAROLINA 27609
(919) 876-6888 NCBEES #F-0326

| | | | |
|--|---|---|------|
| | Prepared for the Offices of: Division 04 Nash/Edgecombe Counties Rocky Mount | | |
| | Rocky Mount Signal System Fiber Optic Splicing Details | Division 04 Nash/Edgecombe Counties Rocky Mount | |
| PLAN DATE: JUNE 2011 | REVIEWED BY: HAB | PREPARED BY: BJS REVIEWED BY: JTB | |
| SCALE: NTS | REVISIONS | INIT. | DATE |
| Signature: <i>H. Alfred Badgett</i> Date: <i>6/20/11</i> | | | |

CADD Filename: FS-28.dgn

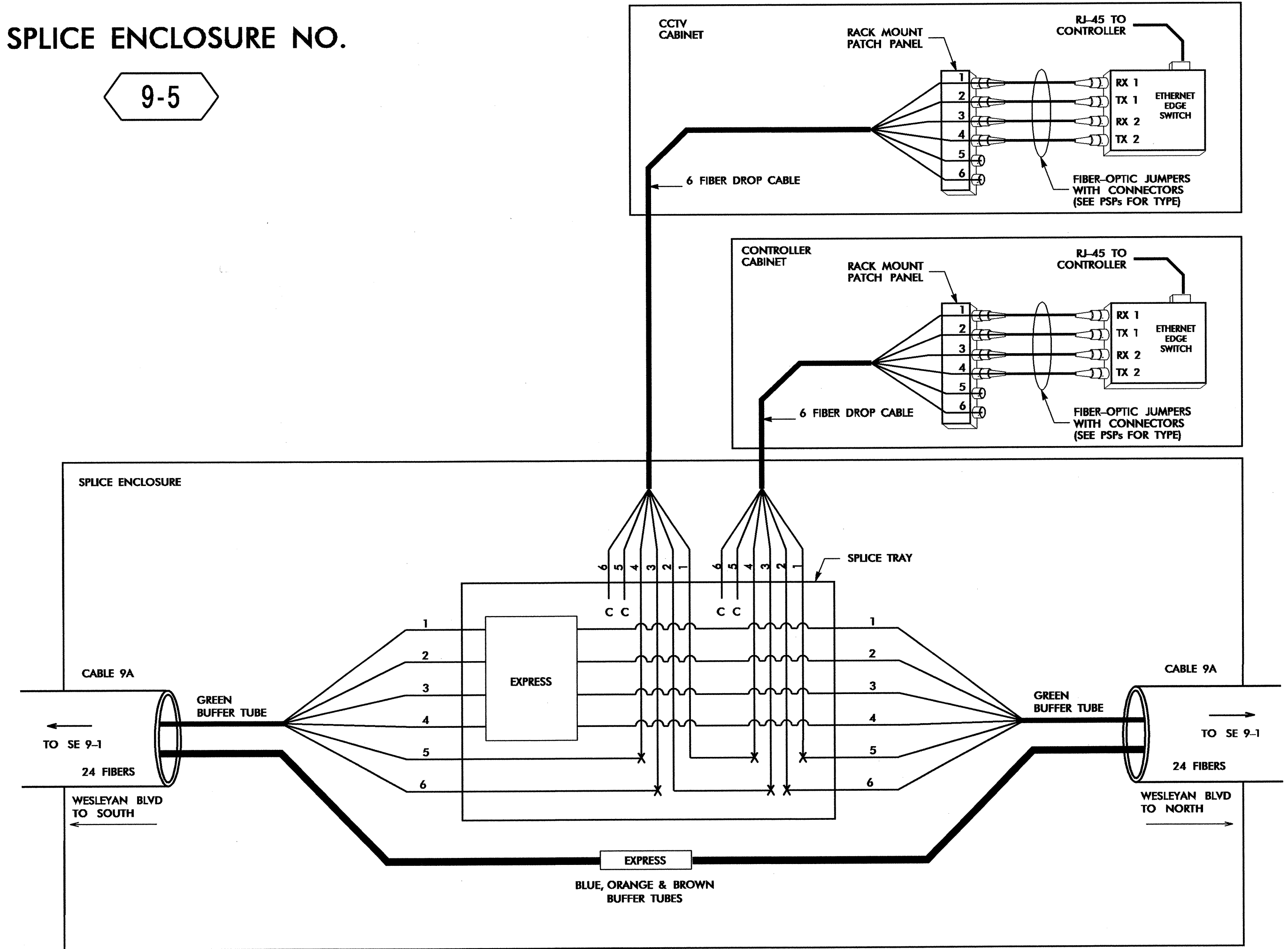
SPLICE ENCLOSURE NO.

9-4



SPLICE ENCLOSURE NO.

9-5



17 JUN 2011 15:25 C:\nt\transportation\charlotte\TransITS\NCDDT\Rocky Mount Signal System\Comms and ITS\Splice Details\FS-29.dgn

| COLOR CODE TIA/EIA 598-B | |
|-----------------------------|-------------|
| (1) BLUE | (7) RED |
| (2) ORANGE | (8) BLACK |
| (3) GREEN | (9) YELLOW |
| (4) BROWN | (10) VIOLET |
| (5) SLATE | (11) ROSE |
| (6) WHITE | (12) AQUA |

| LEGEND | |
|---------------|---|
| X | FUSION SPLICE INDIVIDUAL FIBER |
| C | CAP AND SEAL |
| EXPRESS | EXPRESS ENTIRE BUFFER TUBE/FIBERS THROUGH WITHOUT CUTTING |
| BUFFER SPLICE | SPLICE ALL FIBERS IN BUFFER TUBE COLOR TO COLOR |

| NOTES | |
|-------|---|
| 1. | UNUSED FIBERS LEFT COILED AND STORED IN SPLICE TRAY |
| 2. | UNUSED BUFFER TUBES LEFT COILED AND STORED IN SPLICE ENCLOSURE |
| 3. | EDGE SWITCH CONFIGURATIONS ARE GENERIC. CONTRACTOR IS RESPONSIBLE FOR DETERMINING/ENSURING THE PROPER TERMINATIONS. |

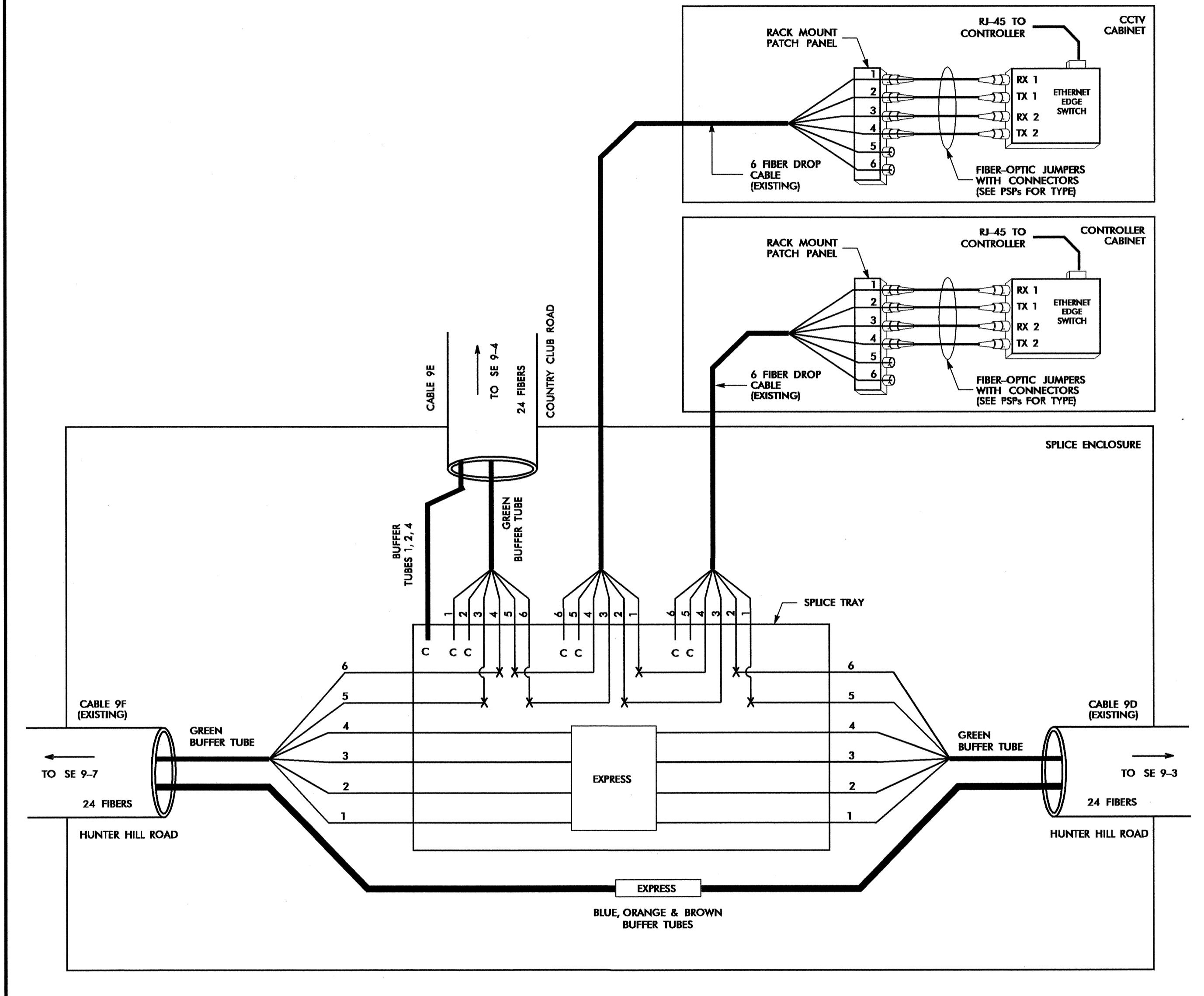
ATKINS 1616 EAST MILLBROOK ROAD, SUITE 310
RALEIGH, NORTH CAROLINA 27609
(919) 876-6888 NCBEES #F-0326

| | | | |
|--|---|--|-------------------------|
| | Rocky Mount Signal System Fiber Optic Splicing Details | | |
| | Division 04 Nash/Edgecombe Counties Rocky Mount | | |
| SCALE NTS | PREPARED BY: BJS REVIEWED BY: JTB | PLAN DATE: JUNE 2011 REVIEWED BY: HAB | REVISIONS INIT. DATE |
| Signature: <i>Henry Alfred Badgett</i> | | | DATE: |

CADD File name: FS-29.dgn

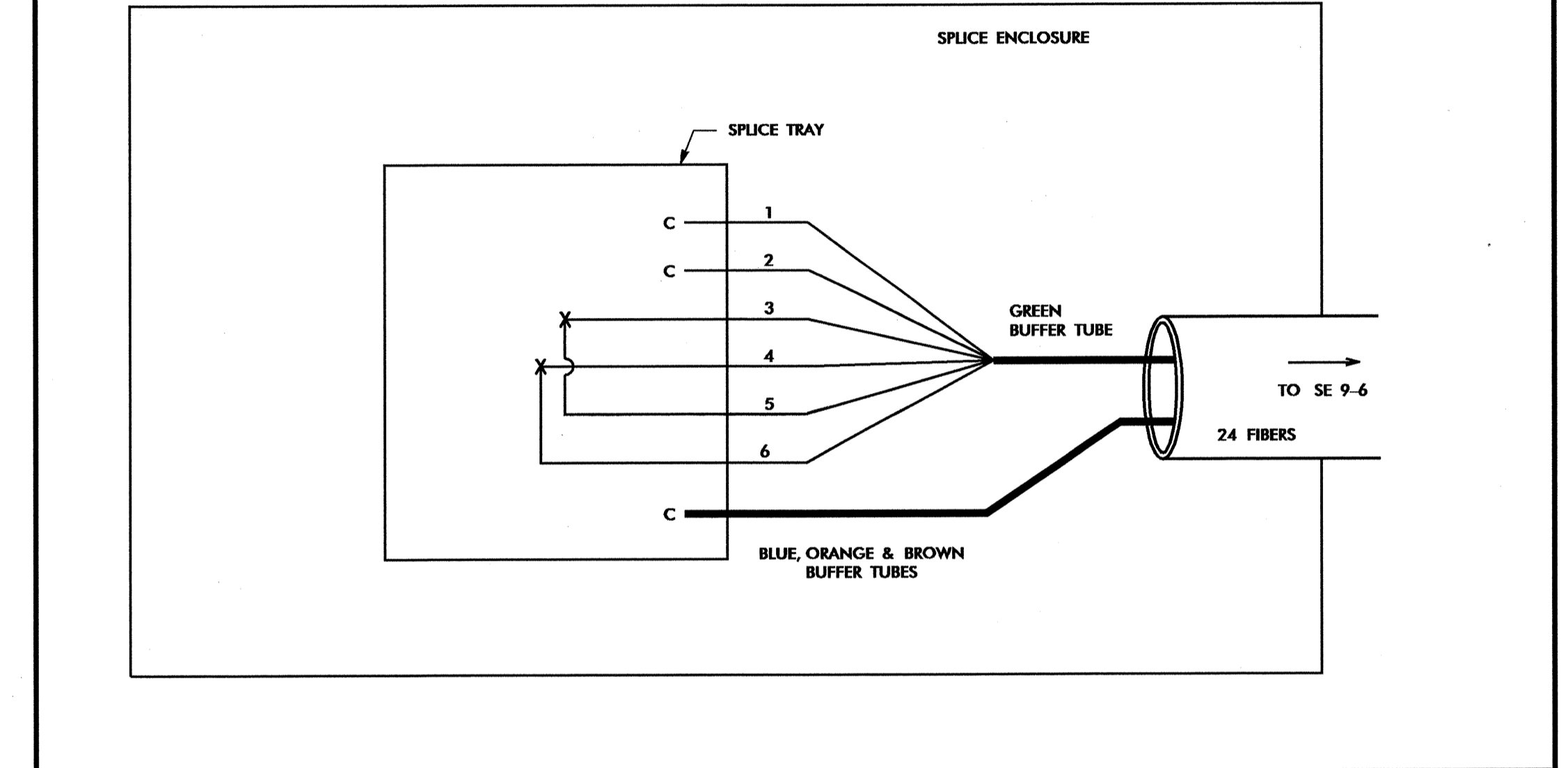
SPLICE ENCLOSURE NO.

9-6



SPLICE ENCLOSURE NO.

9-7



17-JUN-2011 15:25
 O:\transportation\charlotte.Trans\ITS\NCDOT\Rocky Mount Signal System\Comms and ITS\Splice Details\9-6-30.dgn
 18566

LEGEND

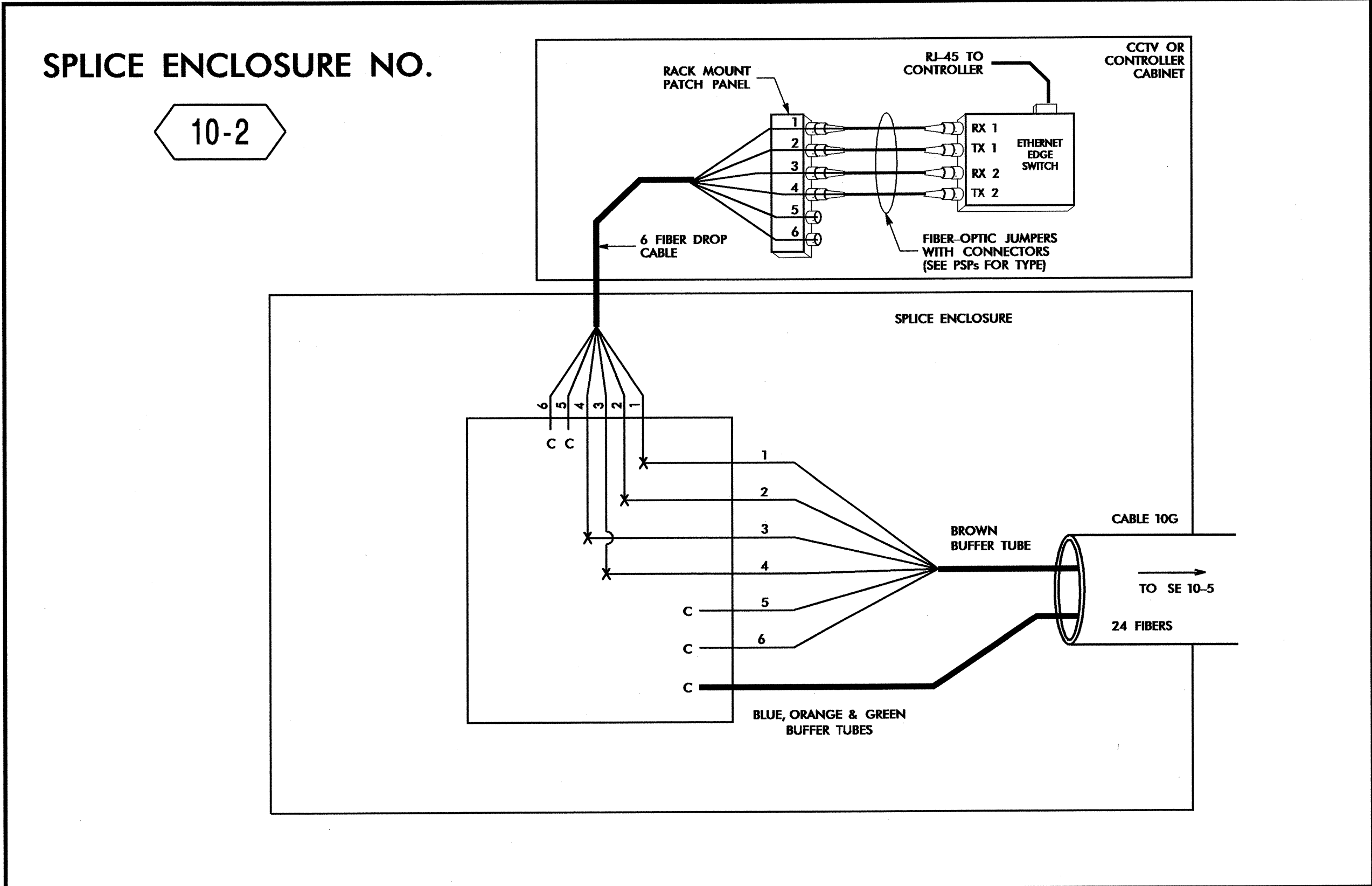
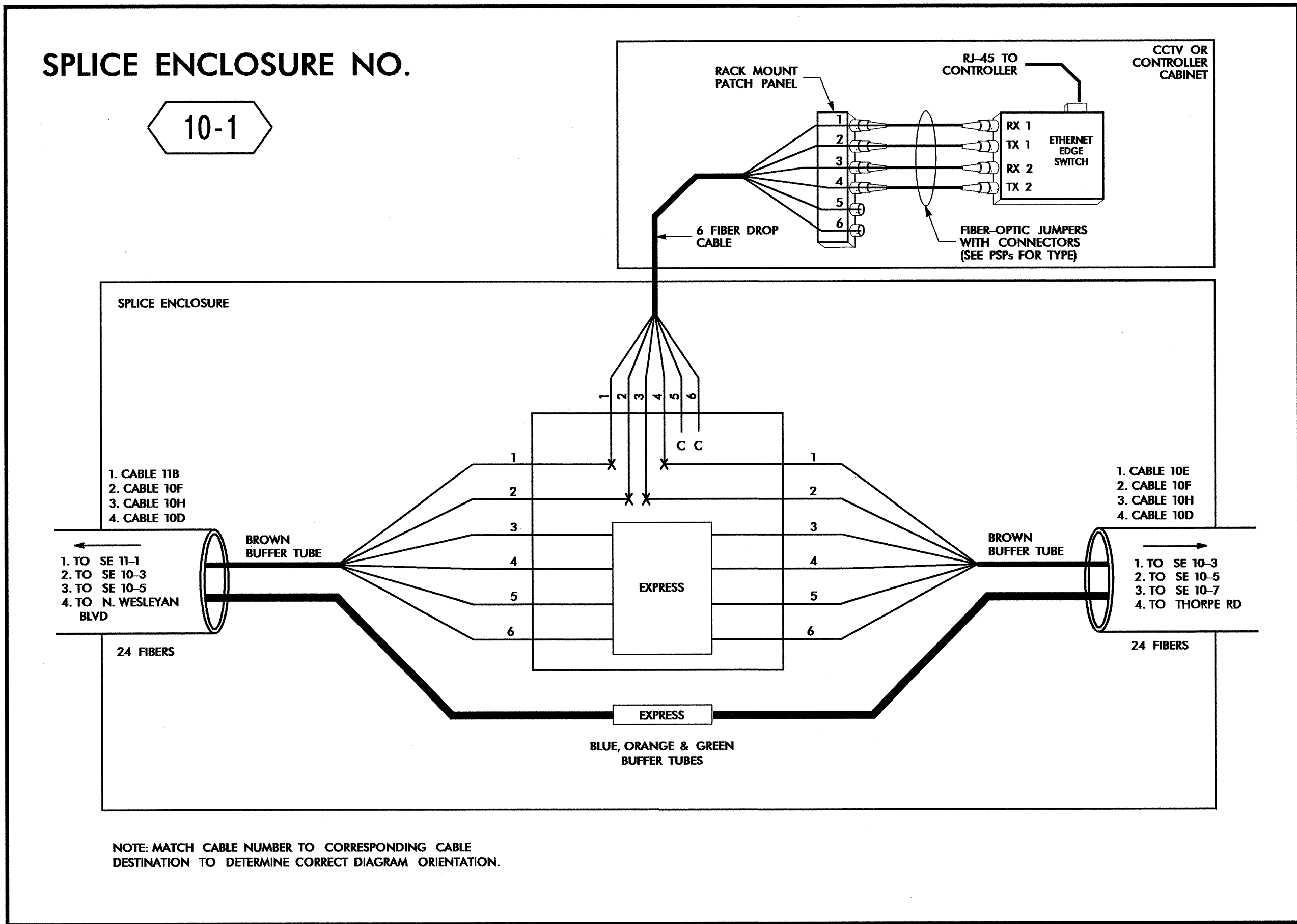
| | | | | |
|---|------------|---------|-------|--|
| <table border="1"> <tr> <td>COLOR CODE</td> <td>TI/VEIA</td> <td>598-B</td> </tr> </table> | COLOR CODE | TI/VEIA | 598-B | X = FUSION SPLICE INDIVIDUAL FIBER C = CAP AND SEAL EXPRESS = EXPRESS ENTIRE BUFFER TUBE/FIBERS THROUGH WITHOUT CUTTING BUFFER SPLICE = SPLICE ALL FIBERS IN BUFFER TUBE COLOR TO COLOR |
| COLOR CODE | TI/VEIA | 598-B | | |
| (1) BLUE (2) ORANGE (3) GREEN (4) BROWN (5) SLATE (6) WHITE (7) RED (8) BLACK (9) YELLOW (10) VIOLET (11) ROSE (12) AQUA | | | | |

NOTES

- UNUSED FIBERS LEFT COILED AND STORED IN SPLICE TRAY
- UNUSED BUFFER TUBES LEFT COILED AND STORED IN SPLICE ENCLOSURE
- EDGE SWITCH CONFIGURATIONS ARE GENERIC. CONTRACTOR IS RESPONSIBLE FOR DETERMINING/ENSURING THE PROPER TERMINATIONS.

ATKINS 1616 EAST WILLBROOK ROAD, SUITE 310
 RALEIGH, NORTH CAROLINA 27609
 (919) 876-6888 NCBEEES #F-0326

| | | | |
|--|---|-------------------------|------------|
| | Rocky Mount Signal System Fiber Optic Splicing Details | | |
| | Division 04 Nash/Edgecombe Counties Rocky Mount | | |
| PLAN DATE: JUNE 2011 PREPARED BY: BJS | REVIEWED BY: HAB REVIEWED BY: JTB | REVISIONS INIT. DATE | SCALE: NTS |
| Signature: <i>H. Alfred Badgett</i> Date: | | SEAL | |



17-JUN-2011 15:25 D:\transport\lotti\charlotte\trans\ITS\W001\Rocky Mount Signal System\Comms and ITS\Splice Details\F-31.dgn

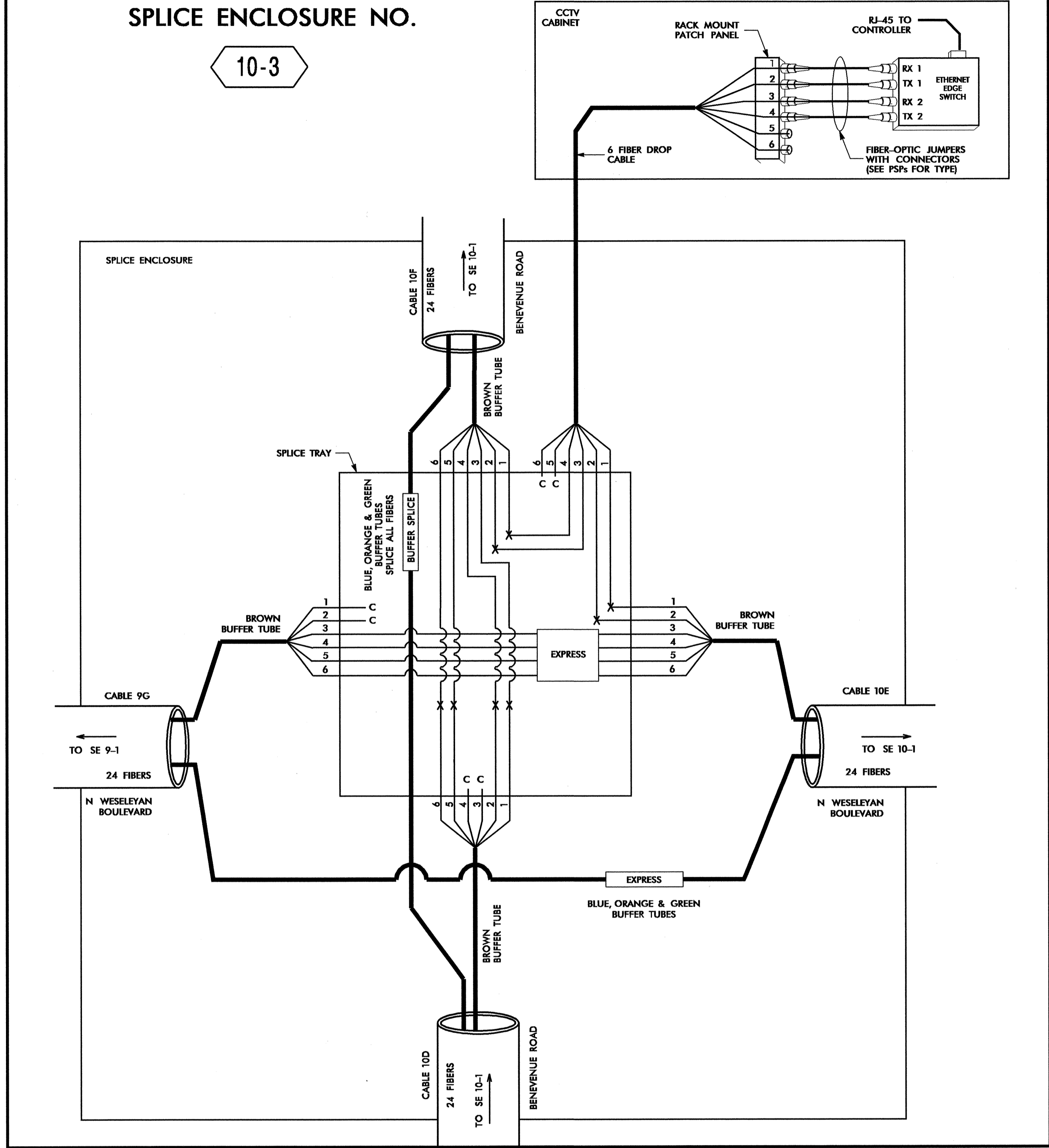
ATKINS 1616 EAST MILLBROOK ROAD, SUITE 310
RALEIGH, NORTH CAROLINA 27609
(919) 876-6888 NCBEE# #F-0326

| LEGEND | | NOTES | | | | | | | | | | | | |
|--|------------|--------|-----------|----------|----------|-----------|----------|------------|----------|----------|----------|----------|---|--|
| <table border="0"> <tr> <td>1) BLUE</td> <td>7) RED</td> </tr> <tr> <td>2) ORANGE</td> <td>8) BLACK</td> </tr> <tr> <td>3) GREEN</td> <td>9) YELLOW</td> </tr> <tr> <td>4) BROWN</td> <td>10) VIOLET</td> </tr> <tr> <td>5) SLATE</td> <td>11) ROSE</td> </tr> <tr> <td>6) WHITE</td> <td>12) AQUA</td> </tr> </table> | 1) BLUE | 7) RED | 2) ORANGE | 8) BLACK | 3) GREEN | 9) YELLOW | 4) BROWN | 10) VIOLET | 5) SLATE | 11) ROSE | 6) WHITE | 12) AQUA | <p>X = FUSION SPlice INDIVIDUAL FIBER</p> <p>C = CAP AND SEAL</p> <p>EXPRESS = EXPRESS ENTIRE BUFFER TUBE/FIBERS THROUGH WITHOUT CUTTING</p> <p>BUFFER SPlice = SPlice ALL FIBERS IN BUFFER TUBE COLOR TO COLOR</p> | <ol style="list-style-type: none"> UNUSED FIBERS LEFT COILED AND STORED IN SPLICE TRAY UNUSED BUFFER TUBES LEFT COILED AND STORED IN SPLICE ENCLOSURE EDGE SWITCH CONFIGURATIONS ARE GENERIC. CONTRACTOR IS RESPONSIBLE FOR DETERMINING/ENSURING THE PROPER TERMINATIONS. |
| 1) BLUE | 7) RED | | | | | | | | | | | | | |
| 2) ORANGE | 8) BLACK | | | | | | | | | | | | | |
| 3) GREEN | 9) YELLOW | | | | | | | | | | | | | |
| 4) BROWN | 10) VIOLET | | | | | | | | | | | | | |
| 5) SLATE | 11) ROSE | | | | | | | | | | | | | |
| 6) WHITE | 12) AQUA | | | | | | | | | | | | | |

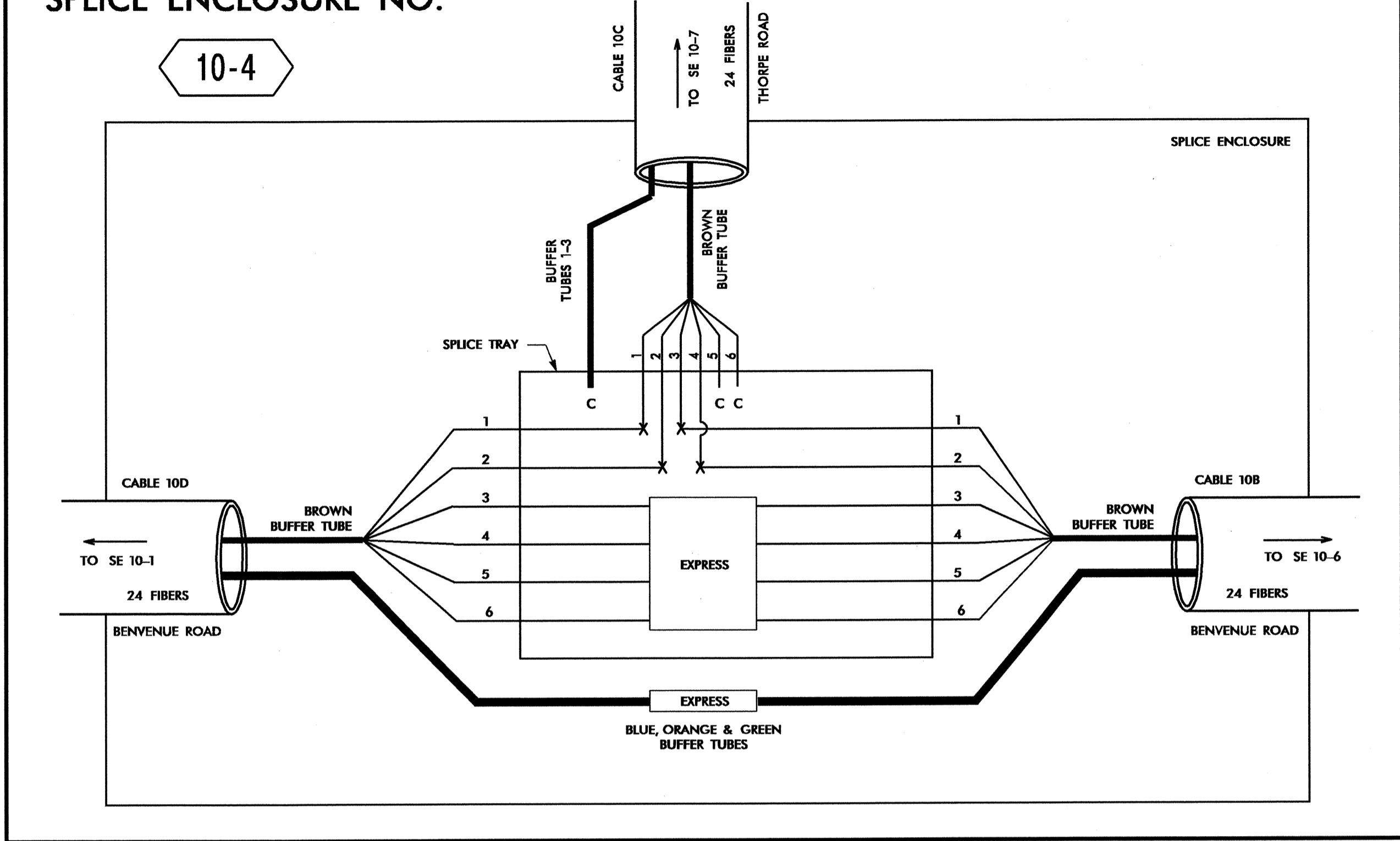
| | | | | | | | | | | | |
|--|--|---|----------------------|------------------|------------------|------------------|--|-------|------|--|--|
| <p>Prepared for the Offices of: Transportation, Mobility and Safety Division DEPARTMENT OF TRANSPORTATION INTEGRATED Transportation Systems 750 Greenfield Parkway, Garner, NC 27529</p> | <p>Rocky Mount Signal System Fiber Optic Splicing Details</p> | | | | | | | | | | |
| | <p>Division 04 Nash/Edgecombe Counties Rocky Mount</p> | | | | | | | | | | |
| SCALE | NTS | <table border="0"> <tr> <td>PLAN DATE: JUNE 2011</td> <td>REVIEWED BY: HAB</td> </tr> <tr> <td>PREPARED BY: BJS</td> <td>REVIEWED BY: JTB</td> </tr> </table> | PLAN DATE: JUNE 2011 | REVIEWED BY: HAB | PREPARED BY: BJS | REVIEWED BY: JTB | <table border="0"> <tr> <td>INIT.</td> <td>DATE</td> </tr> <tr> <td> </td> <td> </td> </tr> </table> | INIT. | DATE | | |
| PLAN DATE: JUNE 2011 | REVIEWED BY: HAB | | | | | | | | | | |
| PREPARED BY: BJS | REVIEWED BY: JTB | | | | | | | | | | |
| INIT. | DATE | | | | | | | | | | |
| | | | | | | | | | | | |
| <p>SEAL</p> | | <p>Signature: <i>H. Alfred Badgett</i> DATE: _____</p> | | | | | | | | | |

CADD Filename: FS-31.dgn

SPLICE ENCLOSURE NO. 10-3



SPLICE ENCLOSURE NO. 10-4





17-JUN-2011 15:25 D:\transportation\charlotte\TransITS\NCDOT\Rocky Mount Signal System\Comms and ITS\Splice Details\F-32.dgn

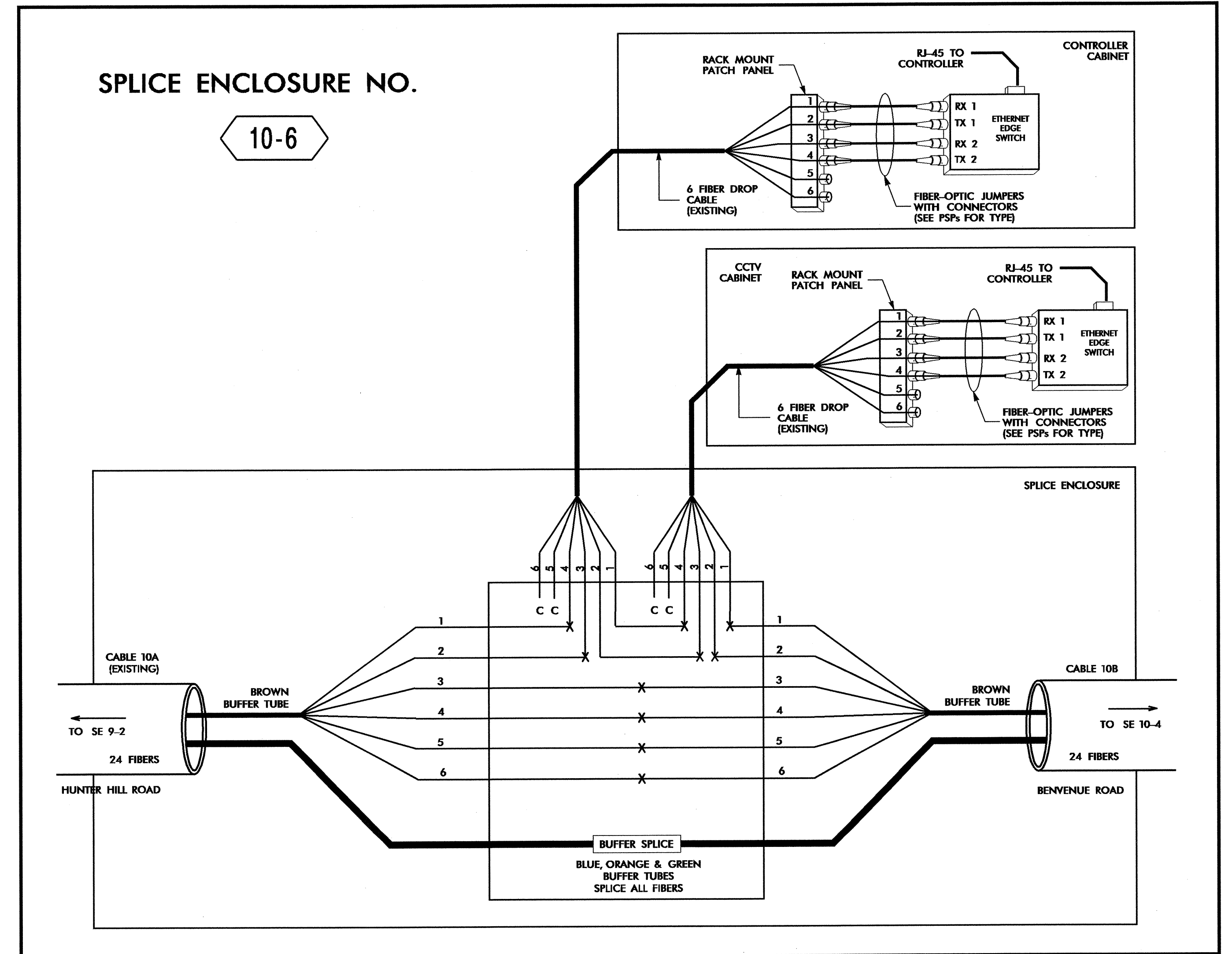
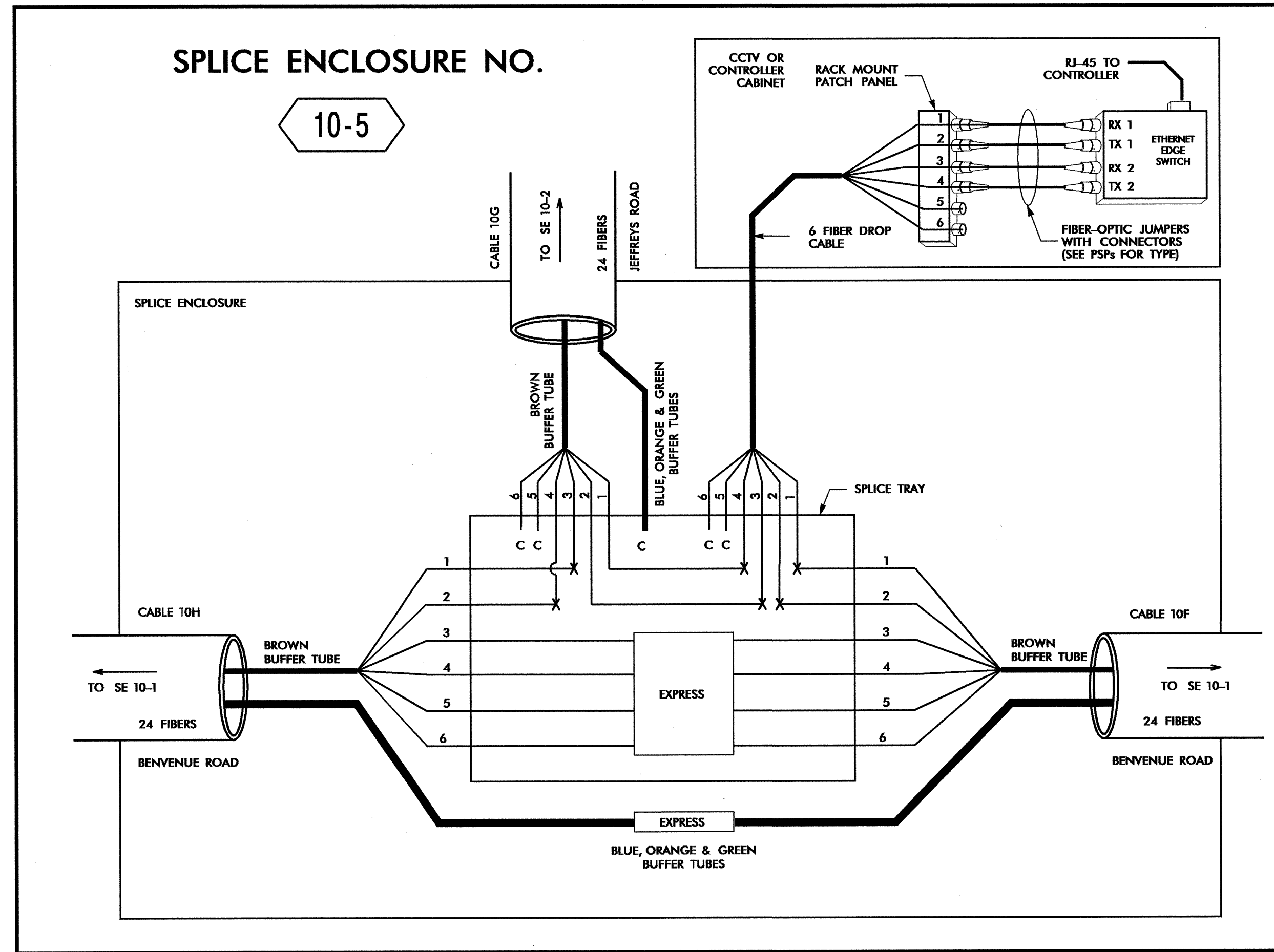
| COLOR CODE TABLE 598-B | |
|------------------------|-------------|
| (1) BLUE | (7) RED |
| (2) ORANGE | (8) BLACK |
| (3) GREEN | (9) YELLOW |
| (4) BROWN | (10) VIOLET |
| (5) SLATE | (11) ROSE |
| (6) WHITE | (12) AQUA |

| LEGEND | |
|--------------|---|
| X | FUSION SPlice INDIVIDUAL FIBER |
| C | CAP AND SEAL |
| EXPRESS | EXPRESS ENTIRE BUFFER TUBE/FIBERS THROUGH WITHOUT CUTTING |
| BUFFER SPICE | SPICE ALL FIBERS IN BUFFER TUBE COLOR TO COLOR |

- NOTES**
- UNUSED FIBERS LEFT COILED AND STORED IN SPLICE TRAY
 - UNUSED BUFFER TUBES LEFT COILED AND STORED IN SPLICE ENCLOSURE
 - EDGE SWITCH CONFIGURATIONS ARE GENERIC. CONTRACTOR IS RESPONSIBLE FOR DETERMINING/ENSURING THE PROPER TERMINATIONS.

ATKINS 1616 EAST WILLBROOK ROAD, SUITE 310 RALEIGH, NORTH CAROLINA 27609 (919) 876-6888 NCBES #F-0326

| | | | |
|---|---|-------------------------|---|
|  Prepared for the Offices of: Transportation, Safety and Security Division DEPARTMENT OF TRANSPORTATION North Carolina | Rocky Mount Signal System Fiber Optic Splicing Details | |  SEAL HENRY ALFRED BADGETT III PROFESSIONAL ENGINEER 19962 |
| | Division 04 Nash/Edgecombe Counties Rocky Mount | | |
| PLAN DATE: JUNE 2011 PREPARED BY: BJS | REVIEWED BY: HAB REVIEWED BY: JTB | REVISIONS INIT. DATE | SCALE NTS |
| Signature: <i>H. Alfred Badgett</i> 6/20/11 DATE: 6/20/11 | | | SEAL |



17-JUN-2011 15:25 D:\transport\to\ton\Char\offhe_Trans\ITS\N001\Rocky Mount_Signal_System\Comms and ITS\Splice Details\F5-33.dgn 18566

| COLOR CODE TABLE 598-B | |
|------------------------|-------------|
| (1) BLUE | (7) RED |
| (2) ORANGE | (8) BLACK |
| (3) GREEN | (9) YELLOW |
| (4) BROWN | (10) VIOLET |
| (5) SLATE | (11) ROSE |
| (6) WHITE | (12) AQUA |

| LEGEND | |
|---------------|---|
| X | = FUSION SPlice INDIVIDUAL FIBER |
| C | = CAP AND SEAL |
| EXPRESS | = EXPRESS ENTIRE BUFFER TUBE/FIBERS THROUGH WITHOUT CUTTING |
| BUFFER SPlice | = SPlice ALL FIBERS IN BUFFER TUBE COLOR TO COLOR |

- NOTES**
- UNUSED FIBERS LEFT COILED AND STORED IN SPlice TRAY
 - UNUSED BUFFER TUBES LEFT COILED AND STORED IN SPlice ENCLOSURE
 - EDGE SWITCH CONFIGURATIONS ARE GENERIC. CONTRACTOR IS RESPONSIBLE FOR DETERMINING/ENSURING THE PROPER TERMINATIONS.

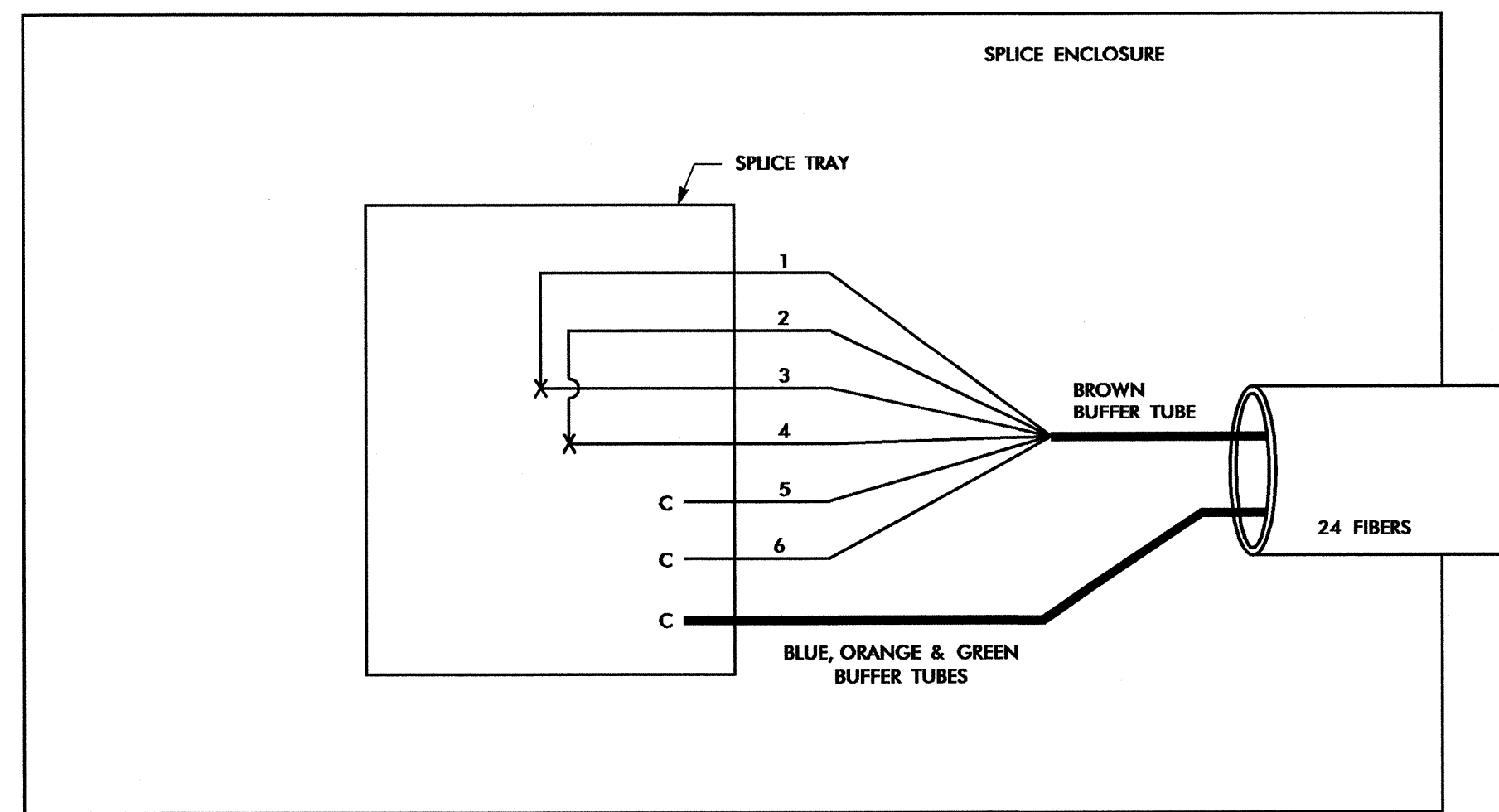
ATKINS 1616 EAST WILLBROOK ROAD, SUITE 310
RALEIGH, NORTH CAROLINA 27609
(919) 876-6888 NCBEE# 0326

| | | | |
|--------------|---|---------------------|-------------------|
| | <p>Rocky Mount Signal System Fiber Optic Splicing Details</p> | | |
| | <p>Division 04 Nash/Edgecombe Counties Rocky Mount</p> | | |
| SCALE NTS | PLAN DATE: JUNE 2011 | REVIEWED BY: HAB | SEAL |
| | PREPARED BY: BJS | REVIEWED BY: JTB | DATE 6/20/11 |
| | REVISIONS | INIT. | DATE |
| | | | SIGNATURE DATE |

CADD File name: FS-33.dgn

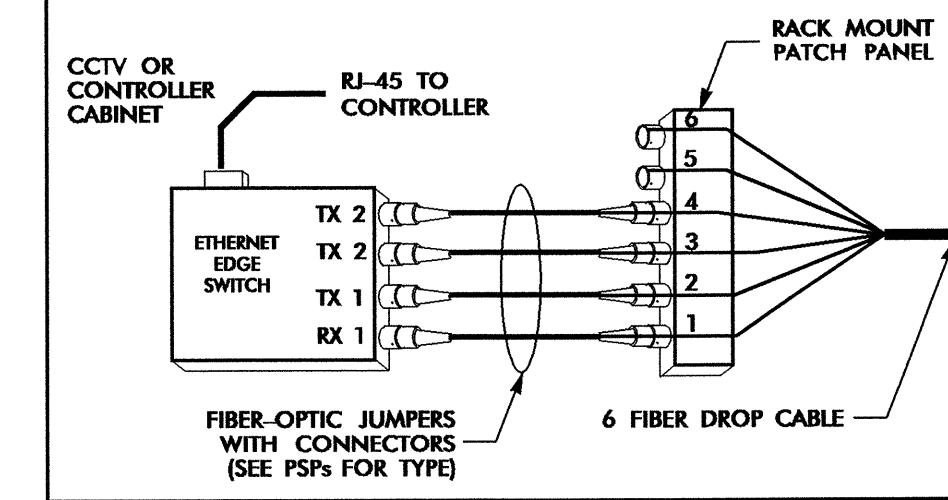
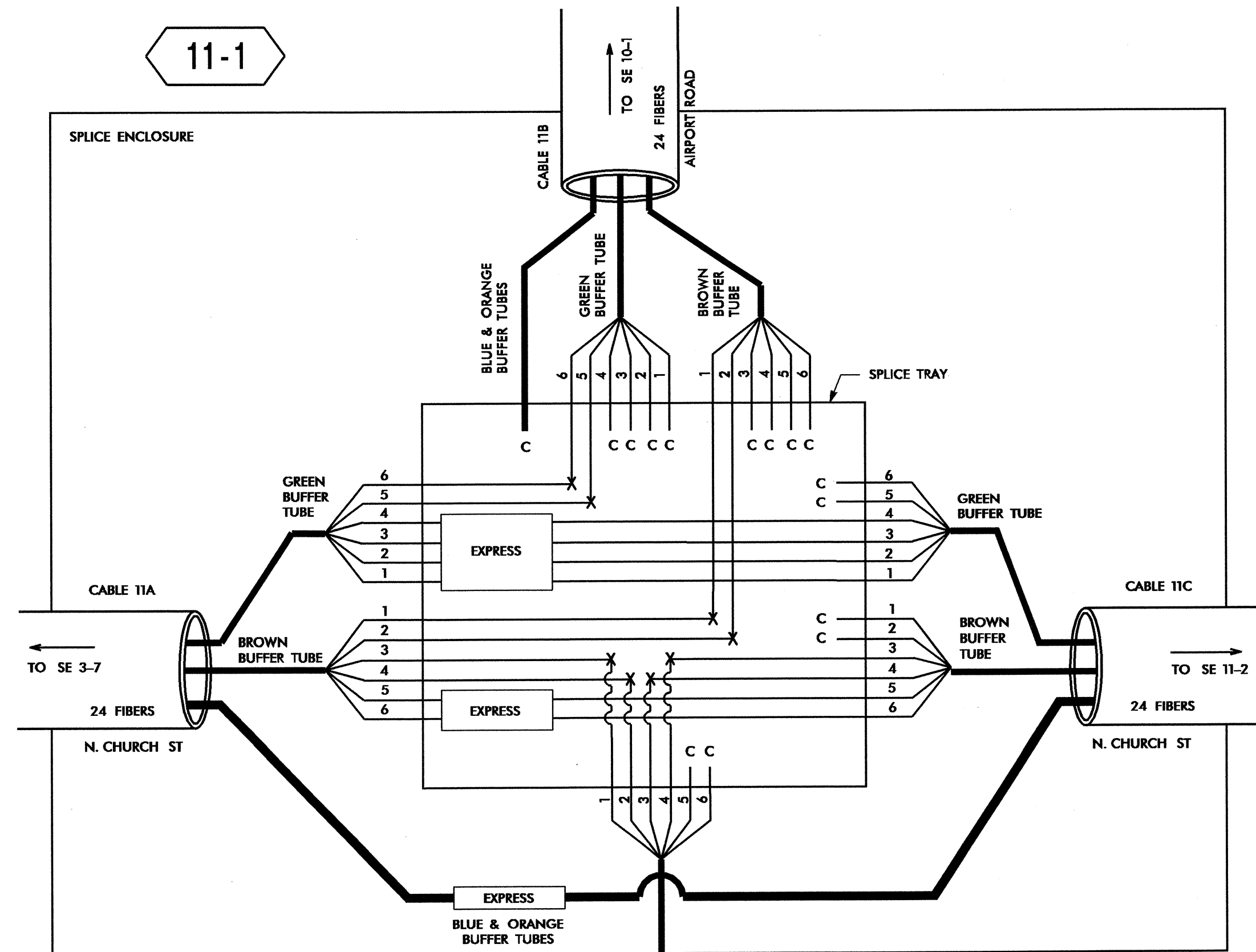
SPLICE ENCLOSURE NO.

10-7



SPLICE ENCLOSURE NO.

11-1



17-JUN-2011 15:25 D:\transport\atkins\charlotte\TransITS\NCDOT\Rocky Mount Signal System\Comms and ITS\Splice Details\F5-34.dgn

LEGEND

| | | |
|-----------------------------|-------------|---|
| COLOR CODE TIA/EIA 598-B | | X = FUSION SPlice INDIVIDUAL FIBER |
| (1) BLUE | (7) RED | C = CAP AND SEAL |
| (2) ORANGE | (8) BLACK | |
| (3) GREEN | (9) YELLOW | EXPRESS = EXPRESS ENTIRE BUFFER TUBE/FIBERS THROUGH WITHOUT CUTTING |
| (4) BROWN | (10) VIOLET | BUFFER SPlice = SPlice ALL FIBERS IN BUFFER TUBE COLOR TO COLOR |
| (5) SLATE | (11) ROSE | |
| (6) WHITE | (12) AQUA | |

NOTES

- UNUSED FIBERS LEFT COILED AND STORED IN SPLICE TRAY
- UNUSED BUFFER TUBES LEFT COILED AND STORED IN SPLICE ENCLOSURE
- EDGE SWITCH CONFIGURATIONS ARE GENERIC. CONTRACTOR IS RESPONSIBLE FOR DETERMINING/ENSURING THE PROPER TERMINATIONS.

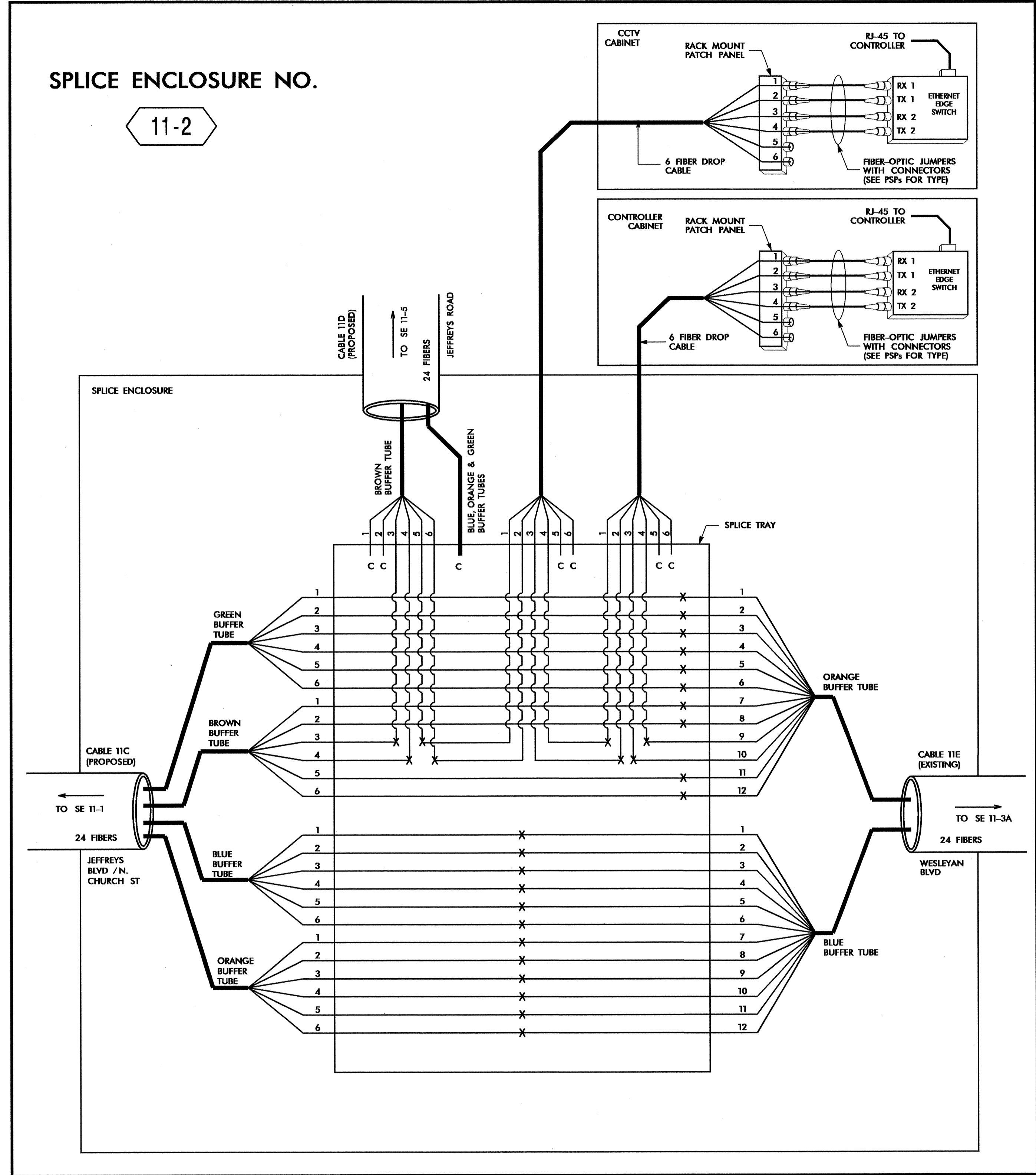
ATKINS 1616 EAST MILLBROOK ROAD, SUITE 310
RALEIGH, NORTH CAROLINA 27609
(919) 876-6888 NCBEE# #F-0326

| | | | | |
|--------------|---|-------------------------|--|-------------------|
| | Prepared for the Offices of: | | SEAL Rocky Mount Signal System Fiber Optic Splicing Details | |
| | Division 04 Nash/Edgecombe Counties Rocky Mount PLAN DATE: JUNE 2011 PREPARED BY: BJS | | REVIEWED BY: HAB REVIEWED BY: JTB | |
| SCALE NTS | | REVISIONS INIT. DATE | | SIGNATURE DATE |

CADD Filename: F5-34.dgn

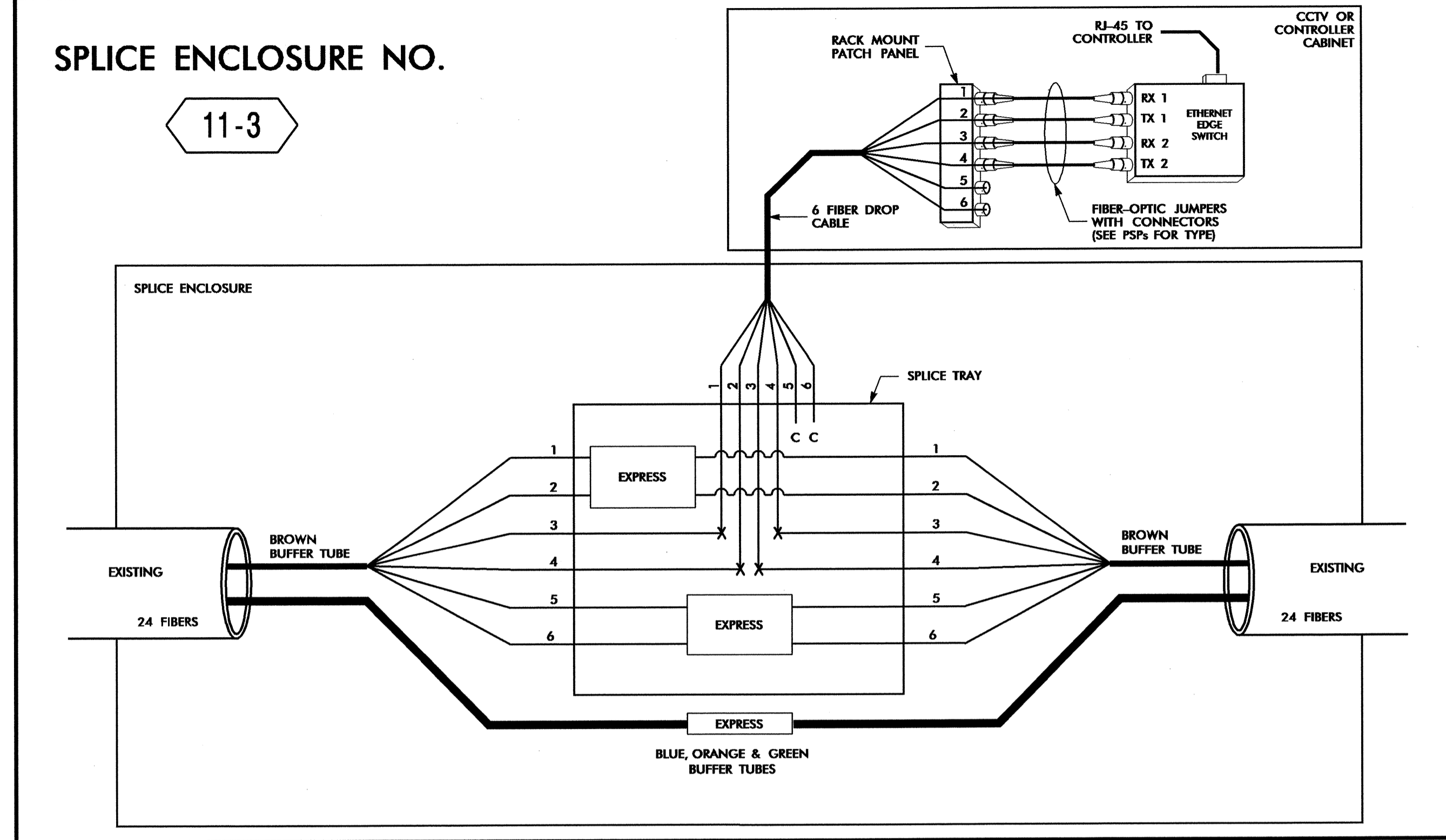
SPLICE ENCLOSURE NO.

11-2



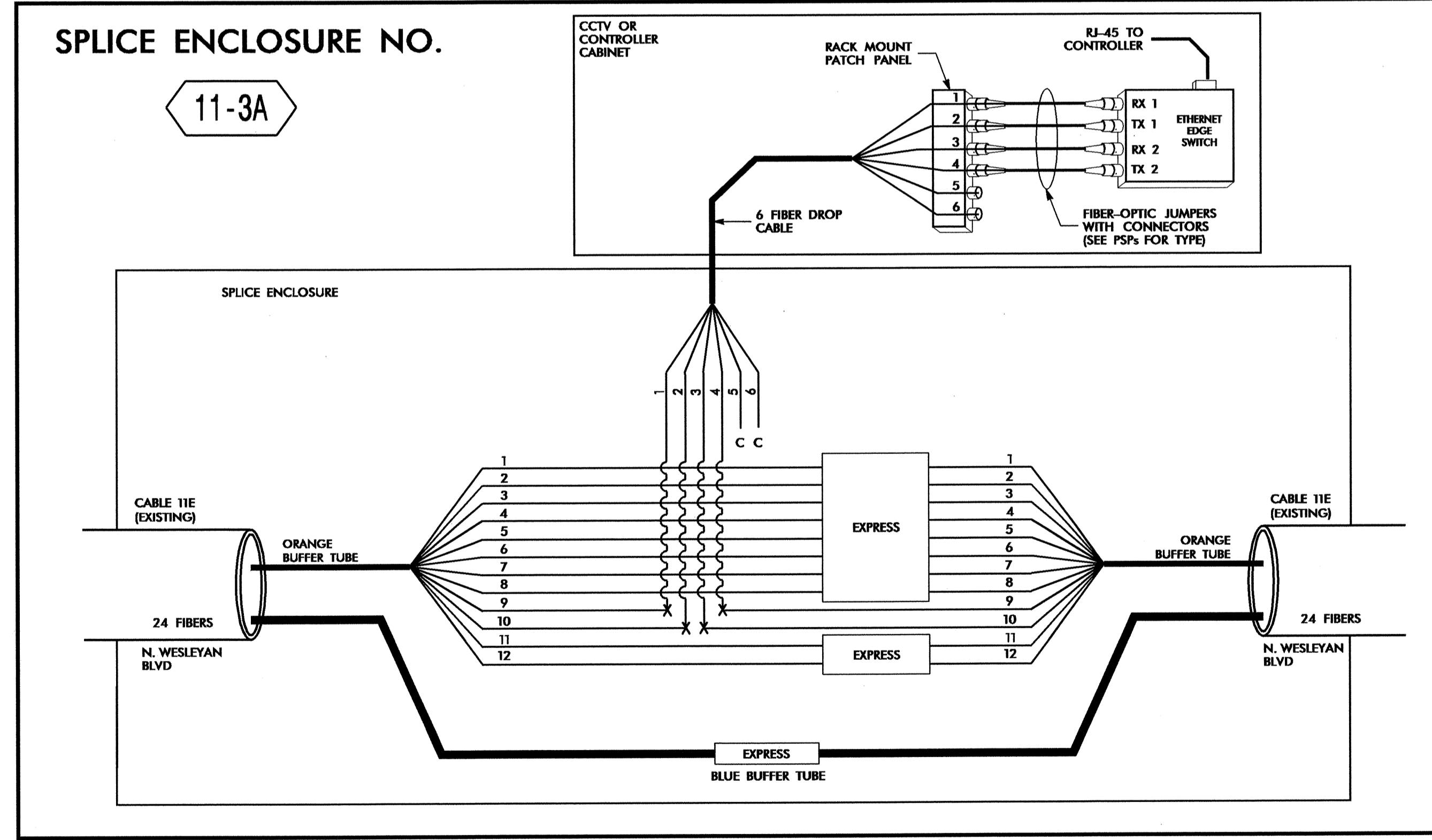
SPLICE ENCLOSURE NO.

11-3



SPLICE ENCLOSURE NO.

11-3A



17-JUN-2011 15:25 D:\transportation\charlotte\trans\ITS\NCDOT\Rocky Mount Signal System\Comms and ITS\Splice Details\Fs-35.dgn

COLOR CODE
TIA/EIA 598-B

| | |
|------------|-------------|
| (1) BLUE | (7) RED |
| (2) ORANGE | (8) BLACK |
| (3) GREEN | (9) YELLOW |
| (4) BROWN | (10) VIOLET |
| (5) SLATE | (11) ROSE |
| (6) WHITE | (12) AQUA |

LEGEND

| | |
|---------------|---|
| X | = FUSION SPLICE INDIVIDUAL FIBER |
| C | = CAP AND SEAL |
| EXPRESS | = EXPRESS ENTIRE BUFFER TUBE/FIBERS THROUGH WITHOUT CUTTING |
| BUFFER SPLICE | = SPLICE ALL FIBERS IN BUFFER TUBE COLOR TO COLOR |

- NOTES**
- UNUSED FIBERS LEFT COILED AND STORED IN SPLICE TRAY
 - UNUSED BUFFER TUBES LEFT COILED AND STORED IN SPLICE ENCLOSURE
 - EDGE SWITCH CONFIGURATIONS ARE GENERIC. CONTRACTOR IS RESPONSIBLE FOR DETERMINING/ENSURING THE PROPER TERMINATIONS.

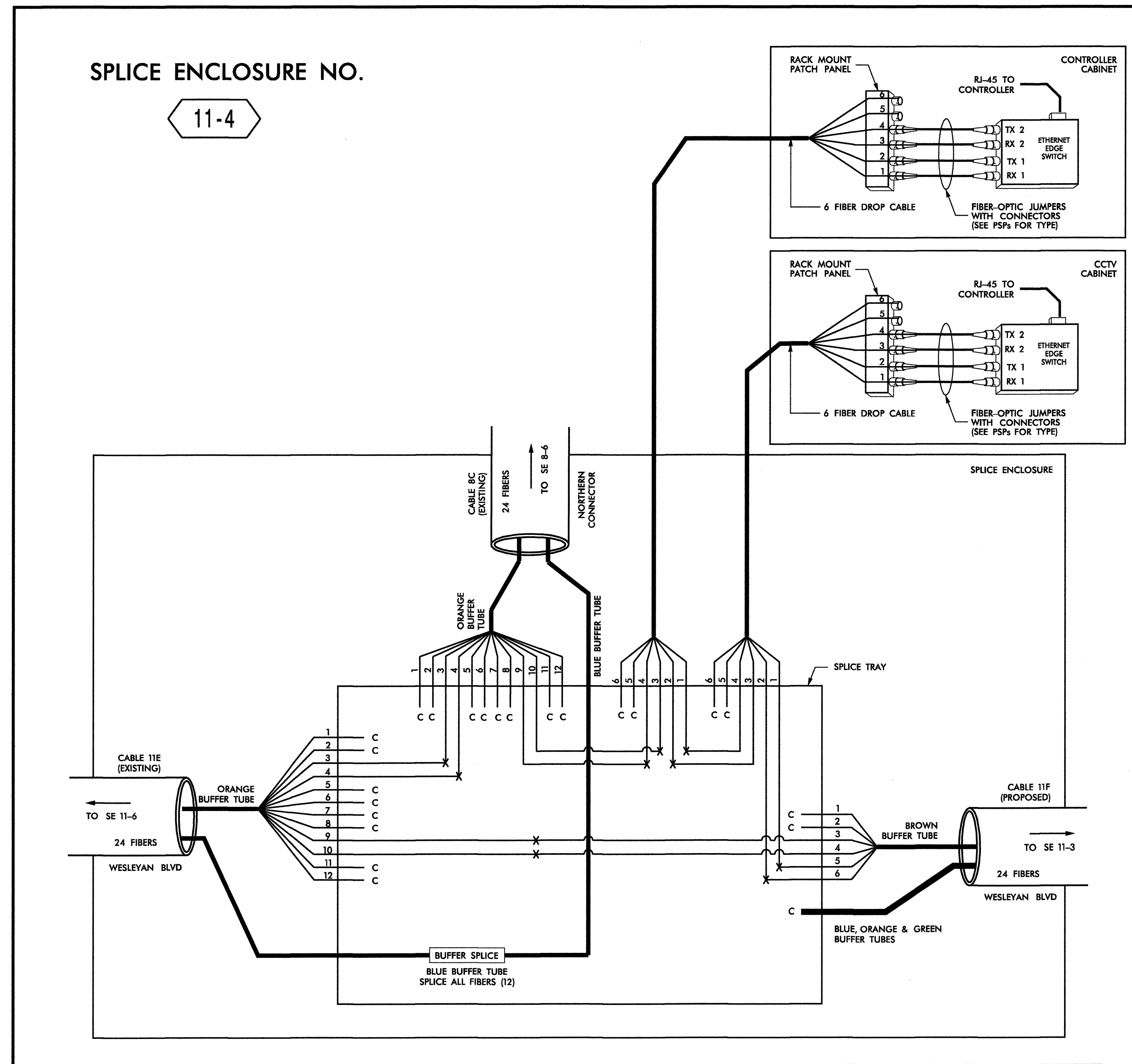
ATKINS 1616 EAST WILLBROOK ROAD, SUITE 310 RALEIGH, NORTH CAROLINA 27609 (919) 876-6888 NCBEEES #F-0326

| | | | |
|--|--|--|--|
| <p>Prepared for the Offices of: Secretary of Transportation Division of Transportation Services 750 Greenfield Parkway, Garner, NC 27529</p> | <p>Rocky Mount Signal System Fiber Optic Splicing Details</p> | | <p>SEAL</p> |
| | <p>Division 04 Nash/Edgecombe Counties Rocky Mount</p> | | |
| SCALE | NTS | <p>PLAN DATE: JUNE 2011 PREPARED BY: BJS</p> | <p>REVIEWED BY: HAB REVIEWED BY: JTB</p> |
| <p>REVISIONS</p> | | <p>INIT. DATE</p> | <p>SIGNATURE DATE</p> |

CADD File name: FS-35.dgn

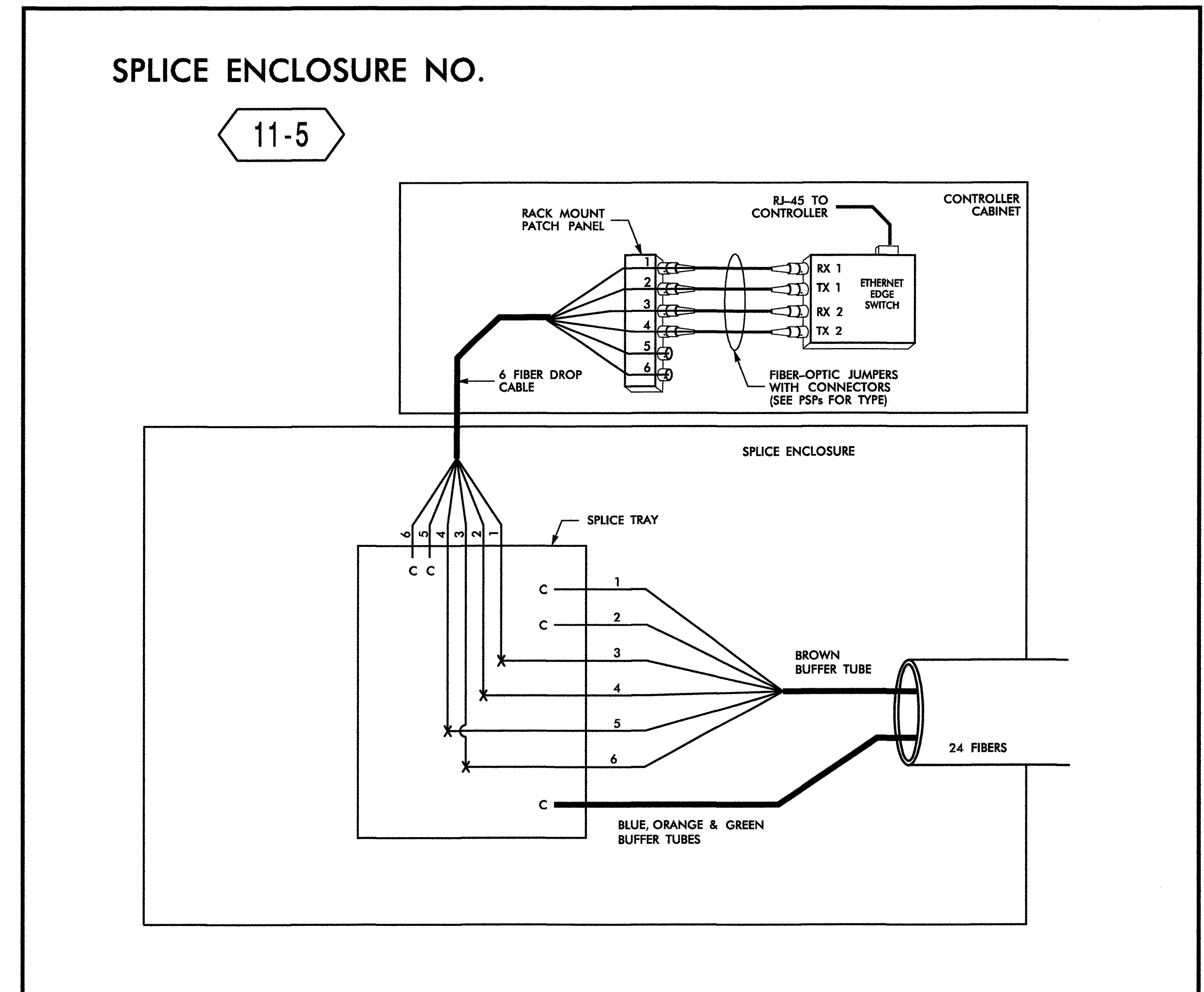
SPLICE ENCLOSURE NO.

11-4



SPLICE ENCLOSURE NO.

11-5



LEGEND

| | |
|-----------------------------|-------------|
| COLOR CODE TIA/EIA 598-B | |
| (1) BLUE | (7) RED |
| (2) ORANGE | (8) BLACK |
| (3) GREEN | (9) YELLOW |
| (4) BROWN | (10) VIOLET |
| (5) SLATE | (11) ROSE |
| (6) WHITE | (12) AQUA |

X = FUSION SPlice INDIVIDUAL FIBER
 C = CAP AND SEAL
 EXPRESS = EXPRESS ENTIRE BUFFER TUBE /FIBERS THROUGH WITHOUT CUTTING
 BUFFER SPlice = SPlice ALL FIBERS IN BUFFER TUBE COLOR TO COLOR

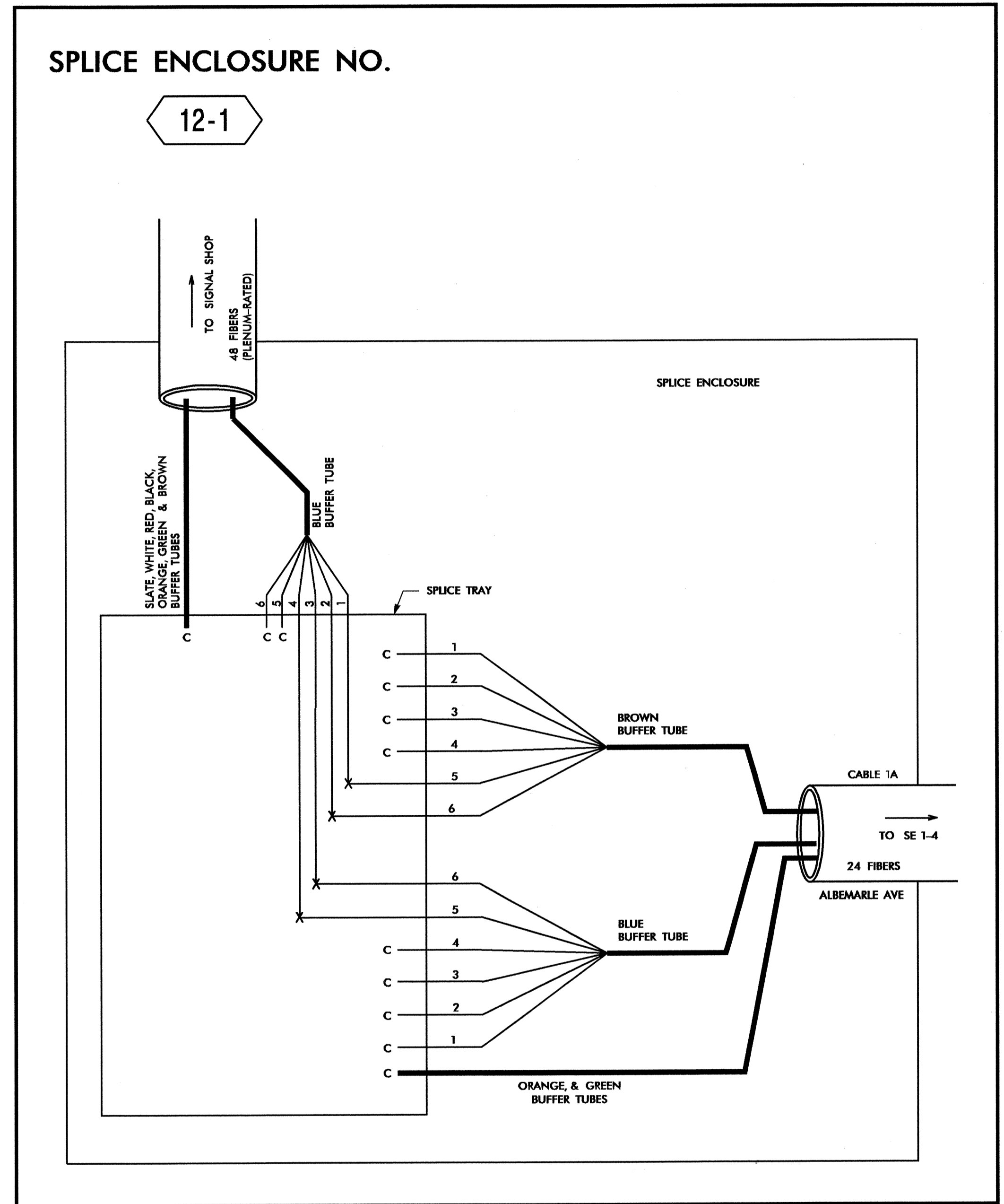
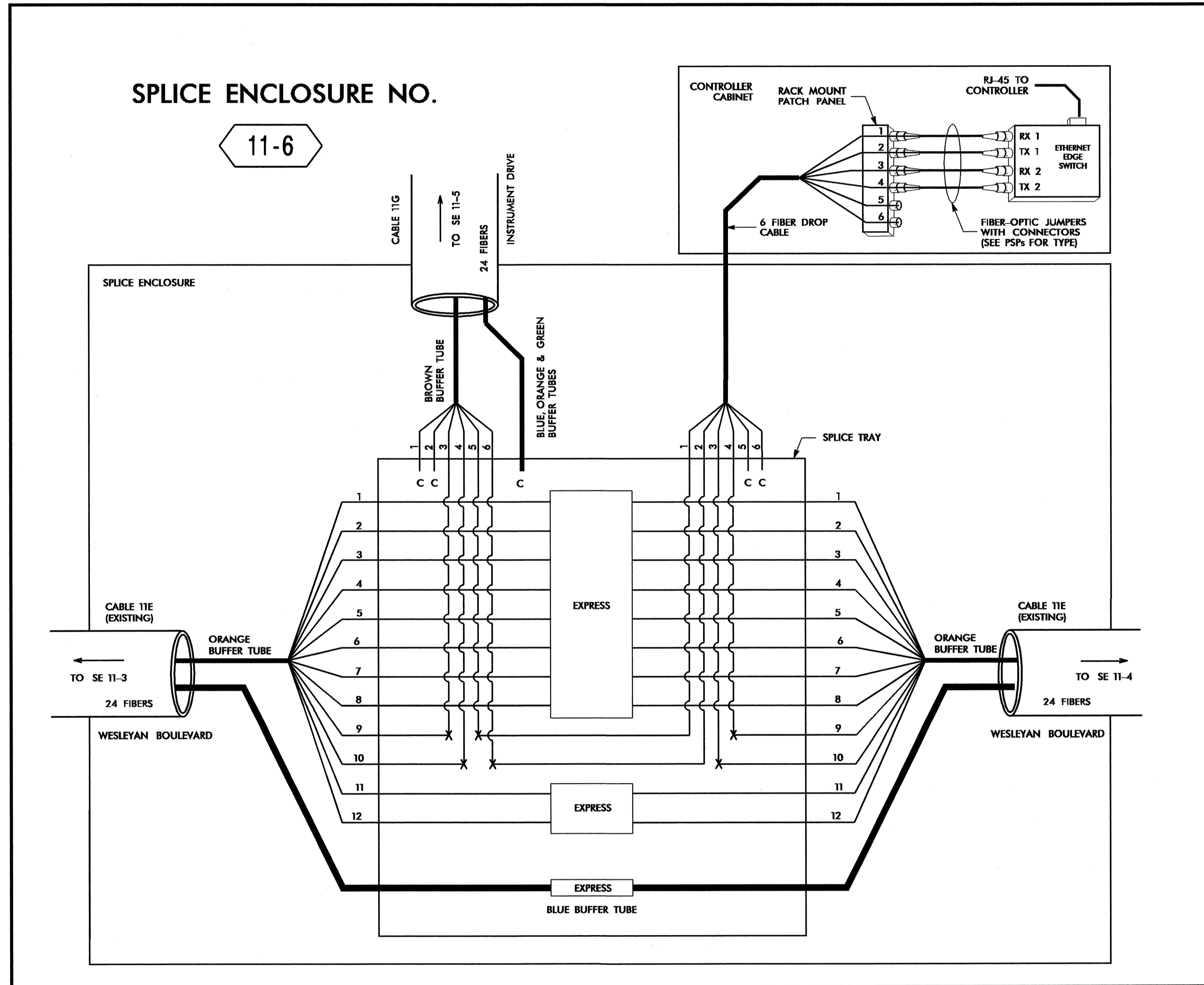
NOTES

- UNUSED FIBERS LEFT COILED AND STORED IN SPLICE TRAY
- UNUSED BUFFER TUBES LEFT COILED AND STORED IN SPLICE ENCLOSURE
- EDGE SWITCH CONFIGURATIONS ARE GENERIC. CONTRACTOR IS RESPONSIBLE FOR DETERMINING/ENSURING THE PROPER TERMINATIONS.

ATKINS 1616 EAST MILLBROOK ROAD, SUITE 310
 RALEIGH, NORTH CAROLINA 27609
 (919) 876-6888 NCDEES #F-0326

| | | | |
|--|---|------------------|------------------|
| | Prepared for the Offices of: Rocky Mount Signal System Fiber Optic Splicing Details | | SEAL |
| | Division 04 Nash/Edgecombe Counties Rocky Mount | | |
| PLAN DATE: JUNE 2011 | REVIEWED BY: HAB | PREPARED BY: BJS | REVIEWED BY: JTB |
| SCALE NTS | REVISIONS | INIT. | DATE |
| SIGNATURE: <i>H. Collins Baisley III</i> | | | DATE: 6/20/11 |

CADD Filename: FS-36.dgn

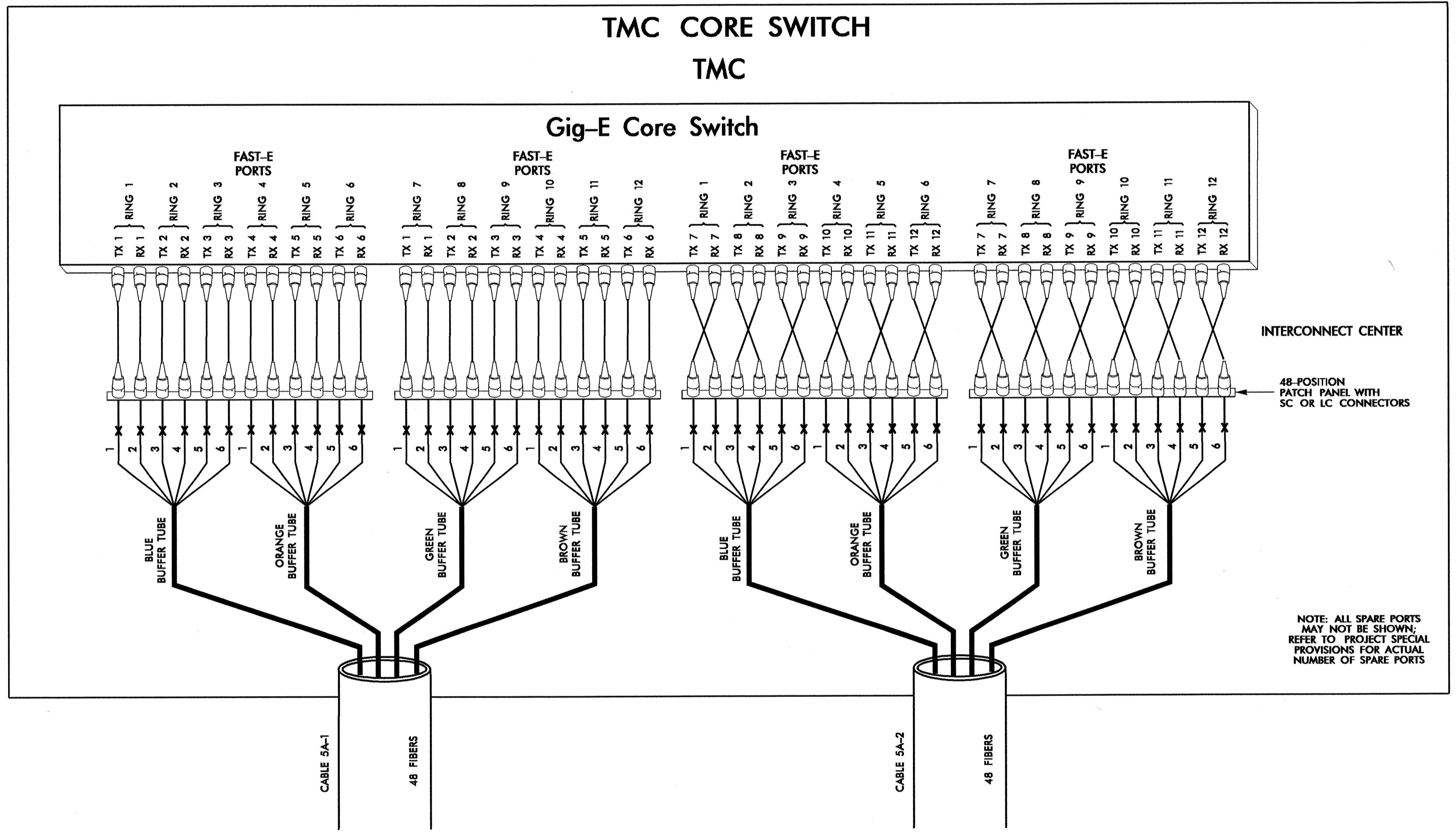
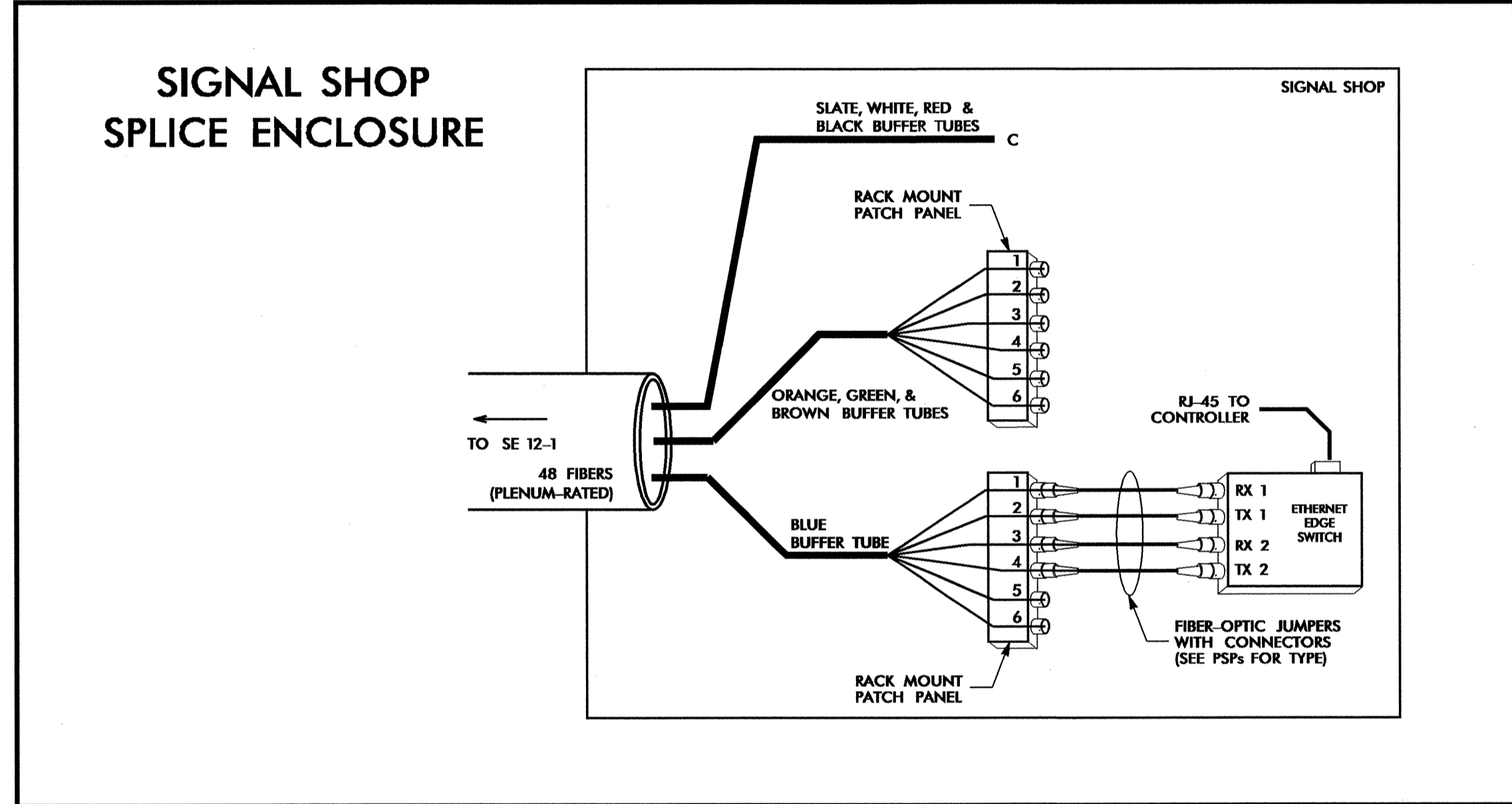


20-JUN-2011 09:51 C:\Users\johnd\Documents\Trans\ITS\KDDT\Rocky Mount Signal Systems\Comms and ITS\Splice Details\FS-37.dgn

| COLOR CODE | | LEGEND | | NOTES | |
|------------|-------------|---------------|---|-------|---|
| TIME | CHAR | | | | |
| 598-B | | X | = FUSION SPlice INDIVIDUAL FIBER | 1. | UNUSED FIBERS LEFT COILED AND STORED IN SPlice TRAY |
| (1) BLUE | (7) RED | C | = CAP AND SEAL | 2. | UNUSED BUFFER TUBES LEFT COILED AND STORED IN SPlice ENCLOSURE |
| (2) ORANGE | (8) BLACK | EXPRESS | = EXPRESS ENTIRE BUFFER TUBE/FIBERS THROUGH WITHOUT CUTTING | 3. | EDGE SWITCH CONFIGURATIONS ARE GENERIC. CONTRACTOR IS RESPONSIBLE FOR DETERMINING/ENSURING THE PROPER TERMINATIONS. |
| (3) GREEN | (9) YELLOW | BUFFER SPlice | = SPlice ALL FIBERS IN BUFFER TUBE COLOR TO COLOR | | |
| (4) BROWN | (10) VIOLET | | | | |
| (5) SLATE | (11) ROSE | | | | |
| (6) WHITE | (12) AQUA | | | | |

ATKINS 1616 EAST MILLBROOK ROAD, SUITE 310
RALEIGH, NORTH CAROLINA 27609
(919) 876-6888 NCBEES #F-0326

| | | | | |
|----------------------|---|------------------|----------------------------|------------|
| | Rocky Mount Signal System Fiber Optic Splicing Details | | SEAL | |
| | Division 04 Nash/Edgecombe Counties Rocky Mount | | 19962 | |
| PLAN DATE: JUNE 2011 | REVIEWED BY: HAB | PREPARED BY: BJS | REVIEWED BY: JTB | SCALE: NTS |
| REVISIONS | INIT. | DATE | SIGNATURE: <i>H. Allen</i> | DATE |



17 JUN 2011 15:25 0:\work\transportation\charlotte\TransITS\NGDOT\Rocky Mount Signal System\Comms and ITS\Splice Detail\fs-38.dgn

ATKINS 1616 EAST MILLBROOK ROAD, SUITE 310
RALEIGH, NORTH CAROLINA 27609
(919) 876-6888 NCBEES #F-0326

| COLOR CODE TIA/EIA 598-B | | LEGEND | |
|--------------------------|-------------|---|--|
| (1) BLUE | (7) RED | X = FUSION SPLICE INDIVIDUAL FIBER | |
| (2) ORANGE | (8) BLACK | C = CAP AND SEAL | |
| (3) GREEN | (9) YELLOW | EXPRESS = EXPRESS ENTIRE BUFFER TUBE/FIBERS THROUGH WITHOUT CUTTING | |
| (4) BROWN | (10) VIOLET | BUFFER SPLICE = SPLICE ALL FIBERS IN BUFFER TUBE COLOR TO COLOR | |
| (5) SLATE | (11) ROSE | | |
| (6) WHITE | (12) AQUA | | |

- NOTES**
- UNUSED FIBERS LEFT COILED AND STORED IN SPLICE TRAY
 - UNUSED BUFFER TUBES LEFT COILED AND STORED IN SPLICE ENCLOSURE
 - EDGE SWITCH CONFIGURATIONS ARE GENERIC. CONTRACTOR IS RESPONSIBLE FOR DETERMINING/ENSURING THE PROPER TERMINATIONS.

| | | | |
|--|--|--------------------------------------|-----------------|
| | Rocky Mount Signal System Fiber Optic Splicing Details Division 04 Nash/Edgecombe Counties Rocky Mount | | SEAL |
| | PLAN DATE: JUNE 2011 PREPARED BY: BJS | REVIEWED BY: HAB REVIEWED BY: JTB | |

Signature: *Alfred Badgett* Date: _____
 CADD Filename: FS-38.dgn