

STATE OF NORTH CAROLINA
DEPARTMENT OF TRANSPORTATION



TIP NO. R-2519A	SHEET NO. SIGN-01
APPROVED: <i>[Signature]</i>	
DATE: 2/23/11	
SEAL	

**SIGNING PLAN
YANCEY COUNTY**

LOCATION: US 19 E FROM EAST OF SR 1336 (JACKS ROAD) TO SR 1186 (OLD US 19)

T.I.P.: R-2519A

CONTRACT: C202332

ROADWAY STANDARD DRAWING

THE FOLLOWING ROADWAY STANDARDS AS APPEAR IN "ROADWAY STANDARD DRAWINGS" - PROJECT SERVICES UNIT - N.C. DEPARTMENT OF TRANSPORTATION - RALEIGH, N.C., DATED JULY 2006 ARE APPLICABLE TO THIS PROJECT AND BY REFERENCE HEREBY ARE CONSIDERED A PART OF THESE PLANS:

STD. NO.	TITLE
901.50	ARROWS AND SHIELDS
904.10	ORIENTATION OF GROUND MOUNTED SIGNS
904.50	MOUNTING OF TYPE 'D', 'E' AND 'F' SIGNS ON 'U' CHANNEL POSTS

GENERAL NOTES

- . SIGNS FURNISHED BY STATE
- . ALL TYPE 'D' SIGNS SHALL BE MOUNTED ON TWO U-CHANNEL POSTS UNLESS OTHERWISE INDICATED ON THE PLANS.
- . IF REMOVAL OR RELOCATION OF SIGNS ON PRIVATE STREET (NON-STATE MAINTAINED) IS REQUIRED DUE TO CONSTRUCTION, THE CONTRACTOR SHALL INFORM THE ENGINEER. THE WORK WILL BE COMPLETED BY OTHERS.
- . SIGNING PLANS DO NOT INCLUDE TEMPORARY CONSTRUCTION SIGNING. SEE TRAFFIC CONTROL PLANS.
- . WHEN NOT STATIONED OR DIMENSIONED ON PLANS, ALL 'E' AND 'F' SIGNS SHALL BE FIELD LOCATED BY THE ENGINEER
- . ALL EXISTING SIGNS ON "U" CHANNEL POST WITHIN THE PROJECT LIMITS SHALL BE REMOVED AND DISPOSED OF UNLESS OTHERWISE NOTED ON PLANS.
- . WHEN EXISTING SIGNS ARE REMOVED AND INSTALLED ON NEW SUPPORTS, THE RE-ERECTION SHALL IMMEDIATELY FOLLOW THE REMOVAL.
- . THE BACKGROUND FOR TYPE E & F SIGNS SHALL BE TYPE C REFLECTIVE SHEETING.
- . FOR SIGN RELOCATIONS, TYPE E, REFER TO WORK ZONE TRAFFIC CONTROL PLANS. SEE ROADWAY PLANS FOR GUARD/GUIDE RAIL DETAILS.

SUMMARY OF QUANTITIES

ITEM NO.		ITEM DESCRIPTION	QUANTITY	UNIT
DESC. NO.	SECT. NO.			
4072000000	903	SUPPORTS, 4.5 kg STEEL U-CHANNEL	2,749	L.M.
4096000000	904	SIGN ERECTION, TYPE D	28	EA.
4102000000	904	SIGN ERECTION, TYPE E	325	EA.
4108000000	904	SIGN ERCTION, TYPE F	25	EA.
4116100000	904	SIGN ERECTION, RELOCATE SIGN TYPE D	15	EA.
4155000000	907	DISPOSAL OF SIGN SYSTEM, U-CHANNEL	216	EA.
4360000000	SP	GENERIC SIGNING ITEM, DISPOSAL OF FLASHERS SYSTEM	3	EA.

INDEX


SHEET NO.	DESCRIPTION
1	TITLE SHEET (ROADWAY STANDARD DRAWING, GENERAL NOTES, SUMMARY OF QUANTITIES, INDEX AND PAY ITEM NOTES)
2 - 8	SIGN DESIGNS
9	E SHEETS
10	F SHEETS
11 - 28	SIGN ROADWAY SHEETS

Pay Item Notes:


1	DISPOSAL OF SIGN SYSTEM, U-CHANNEL
2	RELOCATE OF SIGN, TYPE D
3	DISPOSAL OF FLASHERS SYSTEM, MOUNT ON POLE

PLAN PREPARED BY: N.C.D.O.T. SIGNING AND DELINEATION UNIT

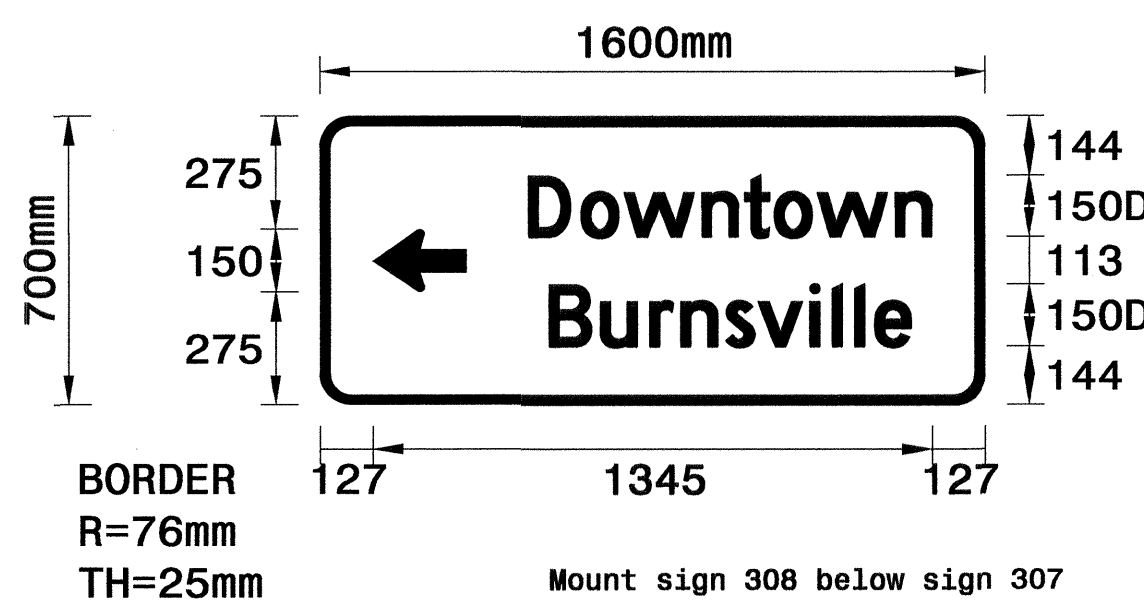
A. Alqudwah, P.E. SIGNING & DELINEATION REGIONAL ENGINEER
W.R. Dakdouk SIGNING & DELINEATION DESIGN ENGINEER





TIP NO. R-2519A	SHEET NO. SIGN-02
APPROVED: <i>[Signature]</i>	
DATE: 1-20-11	
SEAL	
	

SIGN NUMBER: 301,308,317 TYPE: D QUANTITY: 3 SIGN WIDTH: 1600mm HEIGHT: 700mm TOTAL AREA: 1.1 Sq.m BORDER TYPE: FLUSH RECESS: 0mm WIDTH: 25mm RADII: 76mm NO. Z BARS: LENGTH:	BACKG COLOR: Green COPY COLOR: White <table border="1"> <tr> <th>SYMBOL</th> <th>X</th> <th>Y</th> <th>WID</th> <th>HT</th> </tr> <tr> <td>ARUP</td> <td>127</td> <td>275</td> <td>150</td> <td>225</td> </tr> </table> MAT'L: 0.125" (3.2 mm) ALUMINUM	SYMBOL	X	Y	WID	HT	ARUP	127	275	150	225	DESIGN BY: WRD PROJECT ID: R-2519A CHECKED BY: DIV: 13 DATE: Jan 04, 2011
SYMBOL	X	Y	WID	HT								
ARUP	127	275	150	225								




BORDER R=76mm TH=25mm
Mount sign 308 below sign 307
Spacing Factor is 1 unless specified otherwise

Letter locations are panel edge to lower left corner										Series/Size
										Text Length
D	o	w	n	t	o	w	n			D 2000
502	628	732	919	1023	1093	1197	1384			971
B	u	r	n	s	v	i	l	l	e	D 2000
552	675	793	868	976	1054	1179	1233	1287	1335	872

FILENAME: R-2519A_Sgn_SignDesigns_2 NORTH CAROLINA D.O.T. SIGN DETAIL

SIGN NUMBER: 306,311,318 TYPE: D QUANTITY: 3 SIGN WIDTH: 1600mm HEIGHT: 700mm TOTAL AREA: 1.1 Sq.m BORDER TYPE: FLUSH RECESS: 0mm WIDTH: 25mm RADII: 76mm NO. Z BARS: LENGTH:	BACKG COLOR: Green COPY COLOR: White <table border="1"> <tr> <th>SYMBOL</th> <th>X</th> <th>Y</th> <th>WID</th> <th>HT</th> </tr> <tr> <td>ARUP</td> <td>1248</td> <td>275</td> <td>150</td> <td>225</td> </tr> </table> MAT'L: 0.125" (3.2 mm) ALUMINUM	SYMBOL	X	Y	WID	HT	ARUP	1248	275	150	225	DESIGN BY: WRD PROJECT ID: R-2519A CHECKED BY: DIV: 13 DATE: Jan 04, 2011
SYMBOL	X	Y	WID	HT								
ARUP	1248	275	150	225								



BORDER R=76mm TH=25mm
Mount sign 311 below sign 310
Spacing Factor is 1 unless specified otherwise

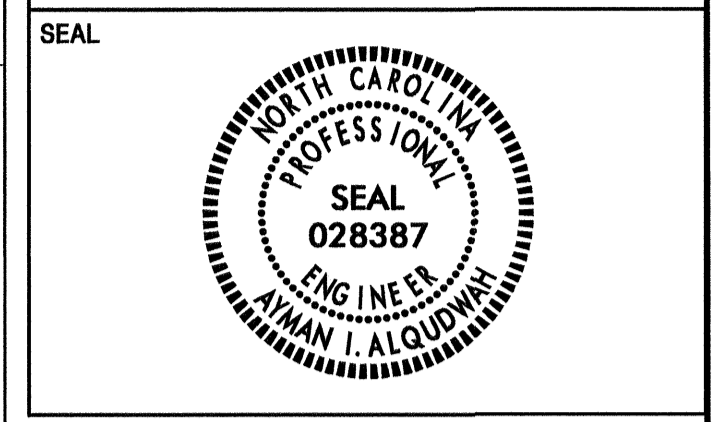
Letter locations are panel edge to lower left corner										Series/Size
										Text Length
D	o	w	n	t	o	w	n			D 2000
127	253	357	544	648	718	822	1009			971
B	u	r	n	s	v	i	l	l	e	D 2000
177	300	418	493	601	679	804	858	912	960	872

FILENAME: R-2519A_Sgn_SignDesigns_2 NORTH CAROLINA D.O.T. SIGN DETAIL

09-1041-2011-0565
 R:\Projects\Signs\SignDesigns\Quantities & DM Signs\R-2519A Dties E F signs.dgn
 12/27/2010

Note:
 This drawing is dimensioned in millimeters unless otherwise depicted within the drawing.

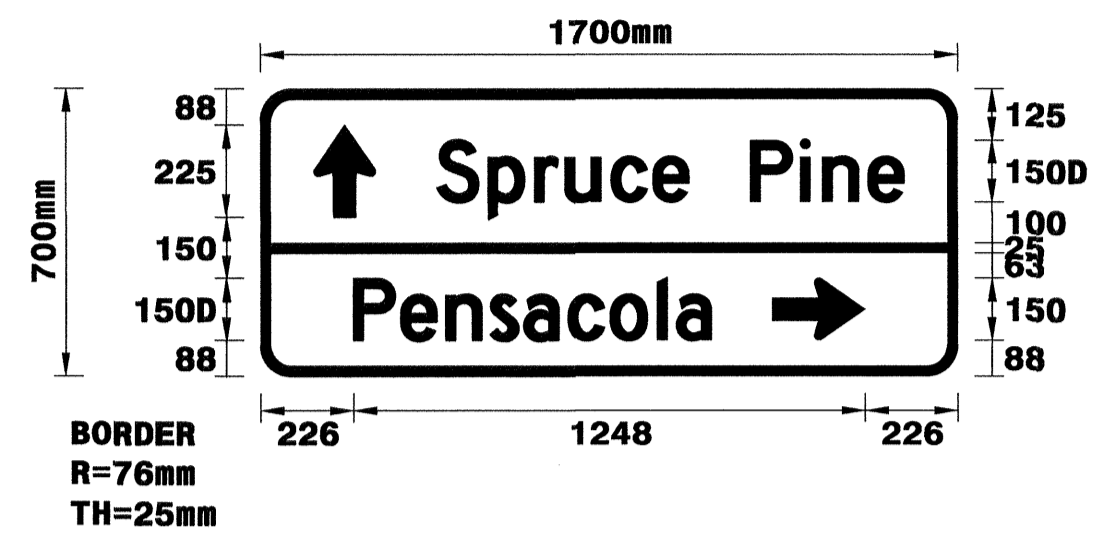
SIGN DESIGNS



SIGN NUMBER: 313
 TYPE: D
 QUANTITY: 1
 SIGN WIDTH: 1700mm
 HEIGHT: 700mm
 TOTAL AREA: 1.2 Sq.m
 BORDER TYPE: FLUSH
 RECESS: 0mm
 WIDTH: 25mm
 RADII: 76mm
 NO. Z BARS: LENGTH:

SYMBOL	X	Y	WID	HT
ARUP	130	388	150	225
ARUP	1248	88	150	225

DESIGN BY: WRD CHECKED BY: DATE: Jan 04, 2011
 PROJECT ID: R-2519A DIV: 13



USE NOTES: 1,2
 1. Legend and border(except those that are colored black) shall be direct applied Grade C sheeting.
 2. Background shall be Grade C reflective sheeting.

LETTER POSITIONS

Letter locations are panel edge to lower left corner

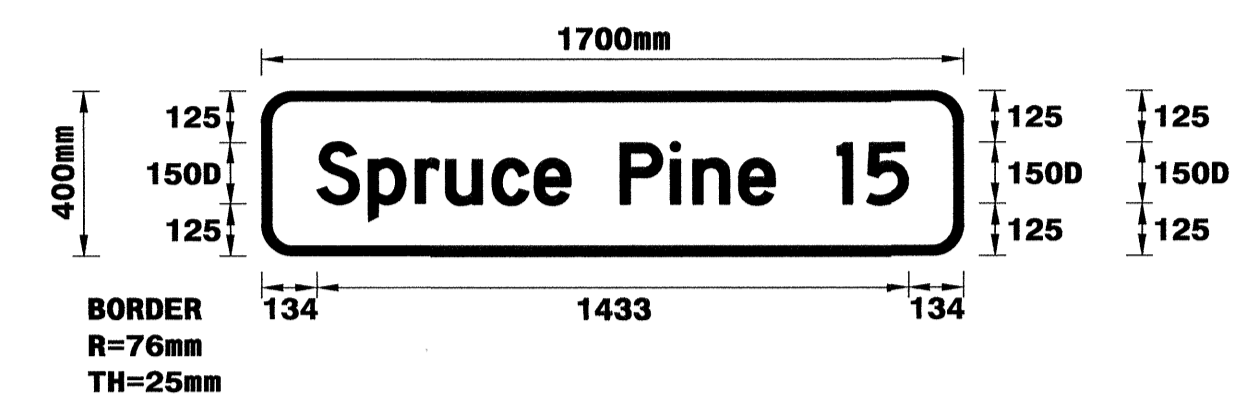
S	p	r	u	c	e	P	i	n	e	Series/Size	
430	555	669	742	855	957	1045	1195	1317	1371	1482	D 2000
										1140	
P	e	n	s	a	c	o	l	a			
226	342	451	559	642	750	852	967	1014	D 2000		
										873	

FILENAME: R-2519A_Sgn_SignDesigns_2 NORTH CAROLINA D.O.T. SIGN DETAIL

SIGN NUMBER: 315
 TYPE: D
 QUANTITY: 1
 SIGN WIDTH: 1700mm
 HEIGHT: 400mm
 TOTAL AREA: 0.7 Sq.m
 BORDER TYPE: FLUSH
 RECESS: 0mm
 WIDTH: 25mm
 RADII: 76mm
 NO. Z BARS: LENGTH:

SYMBOL	X	Y	WID	HT
ARUP	247	388	150	225
ARUP	176	88	150	225

DESIGN BY: WRD CHECKED BY: DATE: Jan 04, 2011
 PROJECT ID: R-2519A DIV: 13



USE NOTES: 1,2
 1. Legend and border(except those that are colored black) shall be direct applied Grade C sheeting.
 2. Background shall be Grade C reflective sheeting.

LETTER POSITIONS

Letter locations are panel edge to lower left corner

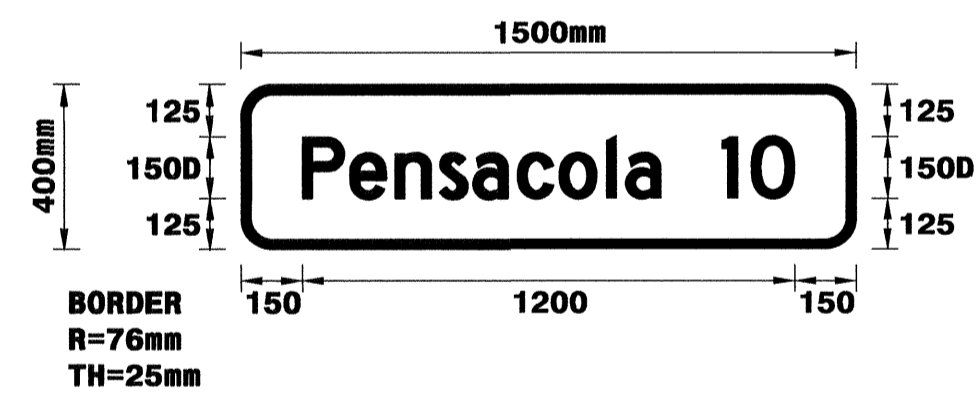
S	p	r	u	c	e	P	i	n	e	1	5	Series/Size
134	258	372	446	558	660	869	990	1044	1155	1394	1464	D 2000
											1433	

FILENAME: R-2519A_Sgn_SignDesigns_2 NORTH CAROLINA D.O.T. SIGN DETAIL

SIGN NUMBER: 314
 TYPE: D
 QUANTITY: 1
 SIGN WIDTH: 1500mm
 HEIGHT: 400mm
 TOTAL AREA: 0.6 Sq.m
 BORDER TYPE: FLUSH
 RECESS: 0mm
 WIDTH: 25mm
 RADII: 76mm
 NO. Z BARS: LENGTH:

SYMBOL	X	Y	WID	HT
ARUP	247	388	150	225
ARUP	176	88	150	225

DESIGN BY: WRD CHECKED BY: DATE: Jan 04, 2011
 PROJECT ID: R-2519A DIV: 13



USE NOTES: 1,2
 1. Legend and border(except those that are colored black) shall be direct applied Grade C sheeting.
 2. Background shall be Grade C reflective sheeting.

LETTER POSITIONS

Letter locations are panel edge to lower left corner

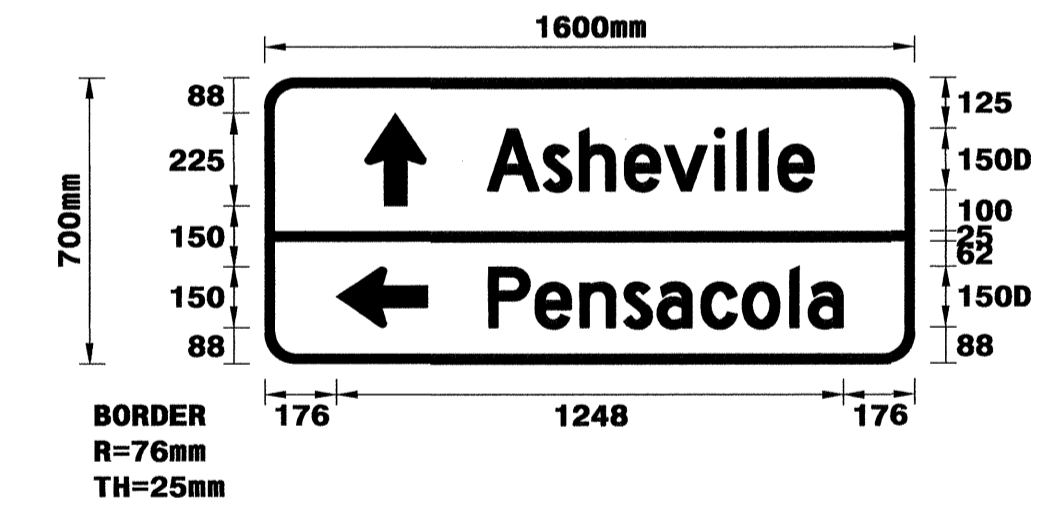
P	e	n	s	a	c	o	l	a	1	0	Series/Size
150	266	375	483	566	674	776	891	938	1173	1244	D 2000
										1200	

FILENAME: R-2519A_Sgn_SignDesigns_2 NORTH CAROLINA D.O.T. SIGN DETAIL

SIGN NUMBER: 316
 TYPE: D
 QUANTITY: 1
 SIGN WIDTH: 1600mm
 HEIGHT: 700mm
 TOTAL AREA: 1.1 Sq.m
 BORDER TYPE: FLUSH
 RECESS: 0mm
 WIDTH: 25mm
 RADII: 76mm
 NO. Z BARS: LENGTH:

SYMBOL	X	Y	WID	HT
ARUP	247	388	150	225
ARUP	176	88	150	225

DESIGN BY: WRD CHECKED BY: DATE: Jan 04, 2011
 PROJECT ID: R-2519A DIV: 13



USE NOTES: 1,2
 1. Legend and border(except those that are colored black) shall be direct applied Grade C sheeting.
 2. Background shall be Grade C reflective sheeting.

LETTER POSITIONS

Letter locations are panel edge to lower left corner

A	s	h	e	v	i	l	e	P	e	n	s	a	c	o	l	a	Series/Size
547	685	775	886	984	1108	1162	1216	1264								D 2000	
																805	
P	e	n	s	a	c	o	l	a	<th>D 2000</th>							D 2000	
551	667	776	884	967	1075	1177	1292	1339								D 2000	
																873	

FILENAME: R-2519A_Sgn_SignDesigns_2 NORTH CAROLINA D.O.T. SIGN DETAIL

18-JAN-2011 09:17 R:\Projects\Signs\Quantities & GM Signs\R-2519A Dties E F signs.dgn

SIGN DESIGNS

Billy King 1/14/11

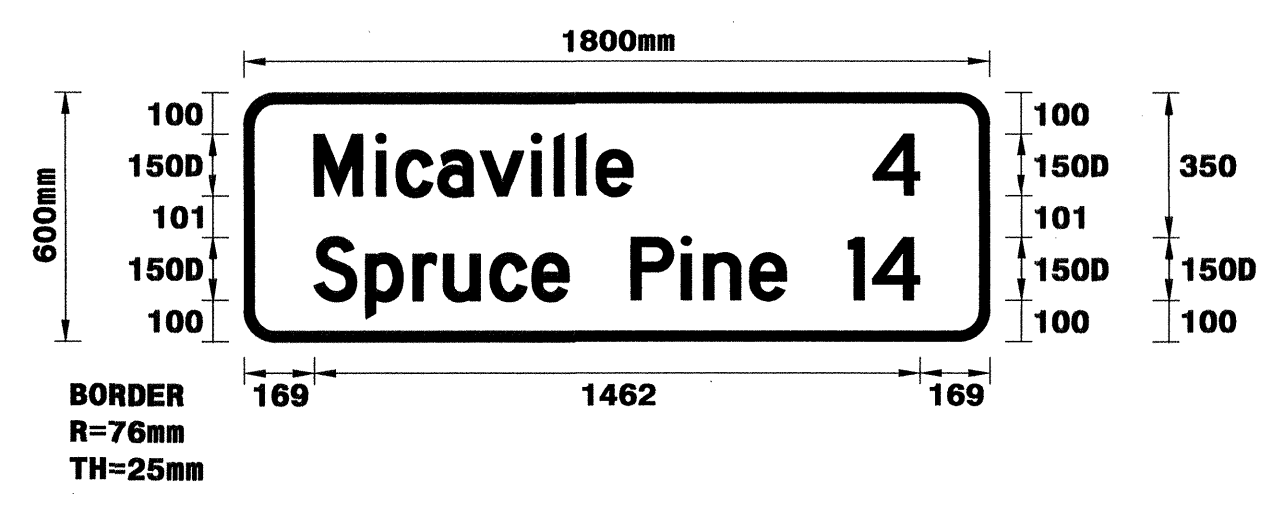


TIP NO. R-2519A	SHEET NO. SIGN-06
APPROVED: <i>[Signature]</i>	
DATE: 1-20-11	
SEAL	

SIGN NUMBER: 319
 TYPE: D
 QUANTITY: 1
 SIGN WIDTH: 1800mm
 HEIGHT: 600mm
 TOTAL AREA: 1.1 Sq.m
 BORDER TYPE: FLUSH
 RECESS: 0mm
 WIDTH: 25mm
 RADII: 76mm
 NO. Z BARS: LENGTH:

SYMBOL	X	Y	WID	HT

DESIGN BY: WRD
 PROJECT ID: R-2519A
 CHECKED BY: DIV: 13
 DATE: Jan 04, 2011



USE NOTES: 1,2
 1. Legend and border(except those that are colored black) shall be direct applied Grade C sheeting.
 2. Background shall be Grade C reflective sheeting.

LETTER POSITIONS

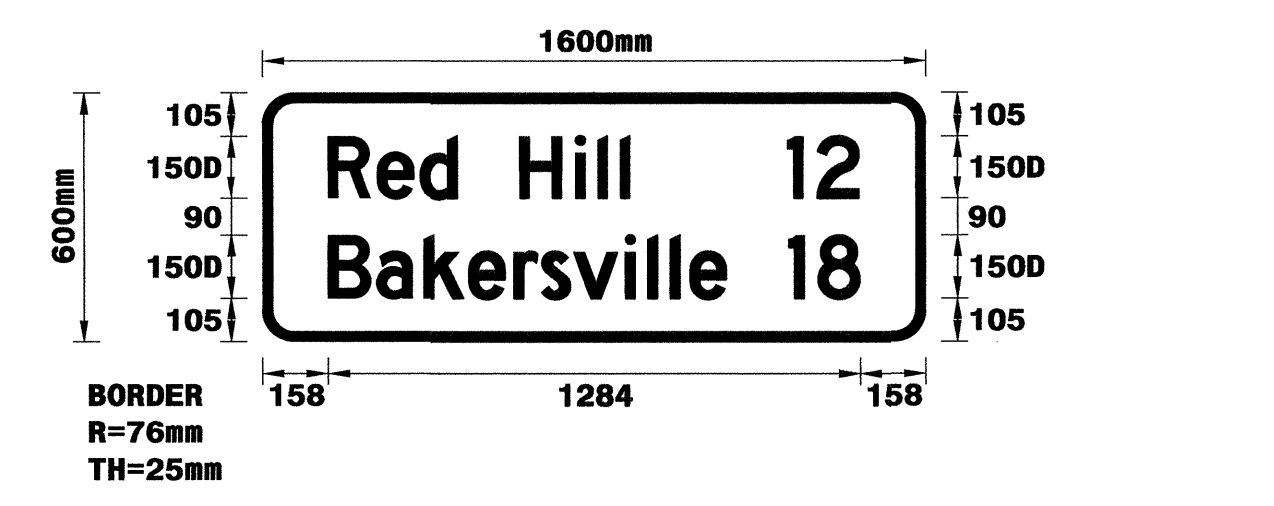
Letter locations are panel edge to lower left corner													Series/Size
M	i	c	a	v	i	l	l	e	4				Text Length
169	319	367	468	570	694	748	802	850	1519				D 2000
													1462
S	p	r	u	c	e	P	i	n	e	1	4		D 2000
169	293	407	481	593	695	934	1055	1109	1220	1459	1517		1461

FILENAME: R-2519A_Sgn_SignDesigns_2 NORTH CAROLINA D.O.T. SIGN DETAIL

SIGN NUMBER: 321
 TYPE: D
 QUANTITY: 1
 SIGN WIDTH: 1600mm
 HEIGHT: 600mm
 TOTAL AREA: 1.0 Sq.m
 BORDER TYPE: FLUSH
 RECESS: 0mm
 WIDTH: 25mm
 RADII: 76mm
 NO. Z BARS: LENGTH:

SYMBOL	X	Y	WID	HT

DESIGN BY: WRD
 PROJECT ID: R-2519A
 CHECKED BY: DIV: 13
 DATE: Jan 04, 2011



USE NOTES: 1,2
 1. Legend and border(except those that are colored black) shall be direct applied Grade C sheeting.
 2. Background shall be Grade C reflective sheeting.

LETTER POSITIONS

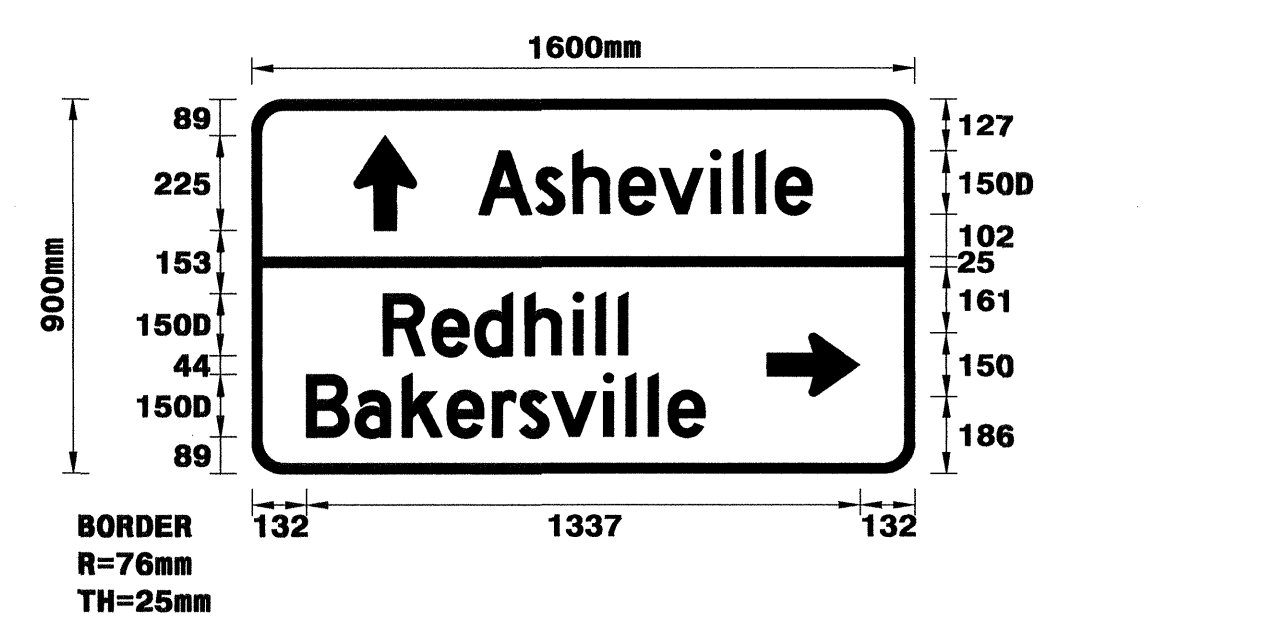
Letter locations are panel edge to lower left corner													Series/Size
R	e	d	H	i	l	l	1	2					Text Length
158	277	380	470	620	755	909	863	1267	1338				D 2000
													1282
B	a	k	e	r	s	v	i	l	l	e	1	8	D 2000
158	275	389	497	607	673	751	875	929	983	1031	1270	1340	1284

FILENAME: R-2519A_Sgn_SignDesigns_2 NORTH CAROLINA D.O.T. SIGN DETAIL

SIGN NUMBER: 320
 TYPE: D
 QUANTITY: 1
 SIGN WIDTH: 1600mm
 HEIGHT: 900mm
 TOTAL AREA: 1.4 Sq.m
 BORDER TYPE: FLUSH
 RECESS: 0mm
 WIDTH: 25mm
 RADII: 76mm
 NO. Z BARS: LENGTH:

SYMBOL	X	Y	WID	HT
ARUP	247	586	150	225
ARUP	1243	186	150	225

DESIGN BY: WRD
 PROJECT ID: R-2519A
 CHECKED BY: DIV: 13
 DATE: Jan 04, 2011



USE NOTES: 1,2
 1. Legend and border(except those that are colored black) shall be direct applied Grade C sheeting.
 2. Background shall be Grade C reflective sheeting.

LETTER POSITIONS

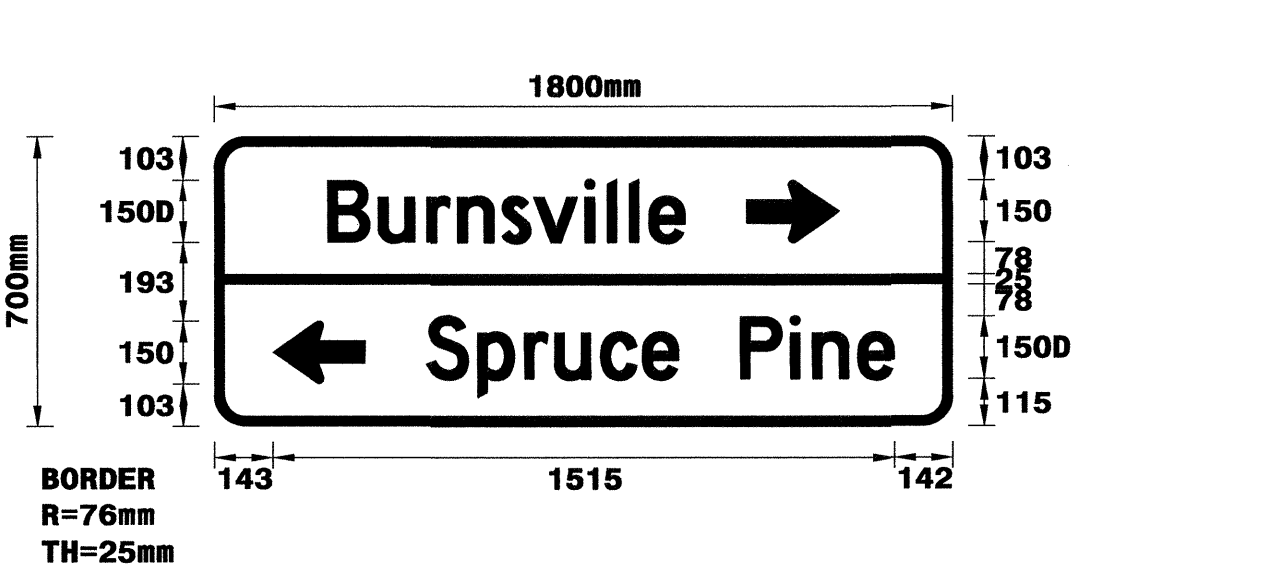
Letter locations are panel edge to lower left corner													Series/Size
A	s	h	e	v	i	l	l	e					Text Length
547	685	775	886	984	1108	1162	1216	1264					D 2000
													806
R	e	d	h	i	l	l							D 2000
317	435	539	659	776	830	884							591
B	a	k	e	r	s	v	i	l	l	e			D 2000
132	249	363	471	580	646	724	849	903	957	1005			962

FILENAME: R-2519A_Sgn_SignDesigns_2 NORTH CAROLINA D.O.T. SIGN DETAIL

SIGN NUMBER: 322
 TYPE: D
 QUANTITY: 1
 SIGN WIDTH: 1800mm
 HEIGHT: 700mm
 TOTAL AREA: 1.3 Sq.m
 BORDER TYPE: FLUSH
 RECESS: 0mm
 WIDTH: 25mm
 RADII: 76mm
 NO. Z BARS: LENGTH:

SYMBOL	X	Y	WID	HT
ARUP	1298	447	150	225
ARUP	143	103	150	225

DESIGN BY: WRD
 PROJECT ID: R-2519A
 CHECKED BY: DIV: 13
 DATE: Jan 04, 2011



USE NOTES: 1,2
 1. Legend and border(except those that are colored black) shall be direct applied Grade C sheeting.
 2. Background shall be Grade C reflective sheeting.

LETTER POSITIONS

Letter locations are panel edge to lower left corner													Series/Size
B	u	r	n	s	v	i	l	l	e				Text Length
277	400	518	593	701	779	904	958	1012	1060				D 2000
													871
S	p	r	u	c	e	P	i	n	e				D 2000
518	642	756	830	942	1044	1133	1283	1404	1458	1569			1140

FILENAME: R-2519A_Sgn_SignDesigns_2 NORTH CAROLINA D.O.T. SIGN DETAIL

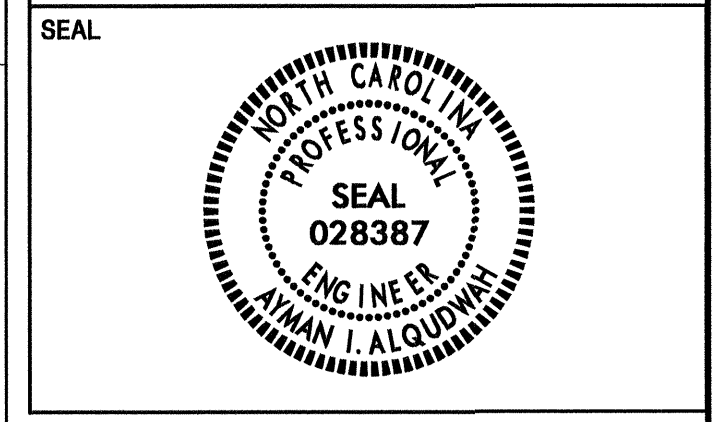
18-JAN-2011 10:17 AM
 R:\Projects\2519A\Signs\Quantities & GM Signs\R-2519A Dtes E F signs.dgn
 12/27/2010

SIGN DESIGNS

Billie News 1/19/11



TIP NO. R-2519A	SHEET NO. SIGN-07
APPROVED: <i>[Signature]</i>	
DATE: 1-20-11	



SIGN NUMBER: 323
TYPE: D
QUANTITY: 1

BACKG COLOR: Green
COPY COLOR: White

SYMBOL	X	Y	WID	HT

SIGN WIDTH: 1500mm
HEIGHT: 400mm
TOTAL AREA: 0.6 Sq.m

BORDER TYPE: FLUSH
RECESS: 0mm
WIDTH: 25mm
RADII: 76mm

MAT'L: 0.125" (3.2 mm) ALUMINUM

NO. Z BARS: LENGTH:

DESIGN BY: WRD
PROJECT ID: R-2519A
CHECKED BY: DIV: 13
DATE: Jan 04, 2011

USE NOTES: 1,2

- Legend and border(except those that are colored black) shall be direct applied Grade C sheeting.
- Background shall be Grade C reflective sheeting.

Spacing Factor is 1.2

LETTER POSITIONS

Letter locations are panel edge to lower left corner

A	s	h	e	v	i	l	l	e	3	8	Series/Size	Text Length
136	276	370	485	585	713	773	833	886	974	1124	D 2000	1228

FILENAME: R-2519A_Sgn_SignDesigns_2
NORTH CAROLINA D.O.T. SIGN DETAIL

SIGN NUMBER: 325
TYPE: D
QUANTITY: 1

BACKG COLOR: Brown
COPY COLOR: White

SYMBOL	X	Y	WID	HT
ARUP	888	112	150	225

SIGN WIDTH: 2000mm
HEIGHT: 900mm
TOTAL AREA: 1.8 Sq.m

BORDER TYPE: FLUSH
RECESS: 0mm
WIDTH: 25mm
RADII: 76mm

MAT'L: 0.125" (3.2 mm) ALUMINUM

NO. Z BARS: LENGTH:

DESIGN BY: WRD
PROJECT ID: R-2519A
CHECKED BY: DIV: 13
DATE: Dec 01, 2010

USE NOTES: 1,2

- Legend and border(except those that are colored black) shall be direct applied Grade C sheeting.
- Background shall be Grade C reflective sheeting.

Spacing Factor is 1 unless specified otherwise

LETTER POSITIONS

Letter locations are panel edge to lower left corner

M	O	U	N	T	M	I	T	C	H	E	L	L	Series/Size	Text Length
147	297	436	574	699	792	942	1085	1141	1254	1389	1527	1645	D 2000	1707
398	512	614	750	866	959	1109	1220	1370	1497				D 2000	1205

FILENAME: R-2519A_Sgn_SignDesigns_2
NORTH CAROLINA D.O.T. SIGN DETAIL

SIGN NUMBER: 324
TYPE: D
QUANTITY: 1

BACKG COLOR: Green
COPY COLOR: White

SYMBOL	X	Y	WID	HT

SIGN WIDTH: 1500mm
HEIGHT: 400mm
TOTAL AREA: 0.6 Sq.m

BORDER TYPE: FLUSH
RECESS: 0mm
WIDTH: 25mm
RADII: 76mm

MAT'L: 0.125" (3.2 mm) ALUMINUM

NO. Z BARS: LENGTH:

DESIGN BY: WRD
PROJECT ID: R-2519A
CHECKED BY: DIV: 13
DATE: Jan 04, 2011

USE NOTES: 1,2

- Legend and border(except those that are colored black) shall be direct applied Grade C sheeting.
- Background shall be Grade C reflective sheeting.

Spacing Factor is 1.2

LETTER POSITIONS

Letter locations are panel edge to lower left corner

A	s	h	e	v	i	l	l	e	4	1	Series/Size	Text Length
161	301	395	511	610	738	798	858	911	999	1149	D 2000	1178

FILENAME: R-2519A_Sgn_SignDesigns_2
NORTH CAROLINA D.O.T. SIGN DETAIL

SIGN NUMBER: 326
TYPE: D
QUANTITY: 1

BACKG COLOR: Green/Green
COPY COLOR: White

SYMBOL	X	Y	WID	HT
ARUP	180	593	150	225
ARUP	232	185	150	225

SIGN WIDTH: 1800mm
HEIGHT: 900mm
TOTAL AREA: 1.6 Sq.m

BORDER TYPE: FLUSH
RECESS: 0mm
WIDTH: 20mm
RADII: 76mm

MAT'L: 0.125" (3.2 mm) ALUMINUM

NO. Z BARS: LENGTH:

DESIGN BY: WRD
PROJECT ID: R-2519A
CHECKED BY: DIV: 13
DATE: Jan 04, 2011

USE NOTES: 1,2

- Legend and border(except those that are colored black) shall be direct applied Grade C sheeting.
- Background shall be Grade C reflective sheeting.

Spacing Factor is 1 unless specified otherwise

LETTER POSITIONS

Letter locations are panel edge to lower left corner

S	p	r	u	c	e	P	i	n	e	Series/Size	Text Length
480	605	719	792	905	1007	1095	1245	1367	1421	D 2000	1140
723	841	945	1035	1185	1320	1374	1428			D 2000	729
607	724	838	946	1055	1121	1199	1324	1378	1432	D 2000	962

FILENAME: R-2519A_Sgn_SignDesigns_2
NORTH CAROLINA D.O.T. SIGN DETAIL

R:\04-2011\048... Quantities & DM Signs\R-2519A Dties E F signs.dgn 1/22/2011 12:27:28


SIGN DESIGNS

Billy Nunn 1/17/11



TIP NO. R-2519A SHEET NO. SIGN-08

APPROVED: *[Signature]*
DATE: 1-20-11



SIGN NUMBER: 327
TYPE: D
QUANTITY: 1
SIGN WIDTH: 2700mm
HEIGHT: 1000mm
TOTAL AREA: 2.7 Sq.m
BORDER TYPE: FLUSH
RECESS: 0mm
WIDTH: 25mm
RADII: 76mm
NO. Z BARS: LENGTH:

BACKG COLOR: Green
COPY COLOR: White

SYMBOL	X	Y	WID	HT
ARUP	1237	162	150	225

MAT'L: 0.125" (3.2 mm) ALUMINUM

DESIGN BY: WRD
PROJECT ID: R-2519A
CHECKED BY: DIV: 13
DATE: Dec 02, 2010



Spacing Factor is .80 in 1st line and .70 in 2nd line

USE NOTES: 1,2
1. Legend and border(except those that are colored black) shall be direct applied Grade C sheeting.
2. Background shall be Grade C reflective sheeting.

LETTER POSITIONS

Letter locations are panel edge to lower left corner

A	V	E	R	Y	-	M	I	T	C	H	E	L	L	-	Y	A	N	C	E	Y	Series/Size Text Length
146	280	412	526	637	774	844	990	1032	1141	1269	1400	1513	1624	1724	1784	1920	2066	2194	2323	2425	D 2000 2408
R	E	G	I	O	N	A	L	L	I	B	R	A	R	Y	O	F	F	I	C	E	D 2000 2478
111	231	340	465	512	642	759	903	1101	1209	1259	1378	1489	1632	1742	1976	2106	2215	2324	2371	2496	

FILENAME: R-2519A_Sgn_SignDesigns_2 NORTH CAROLINA D.O.T. SIGN DETAIL

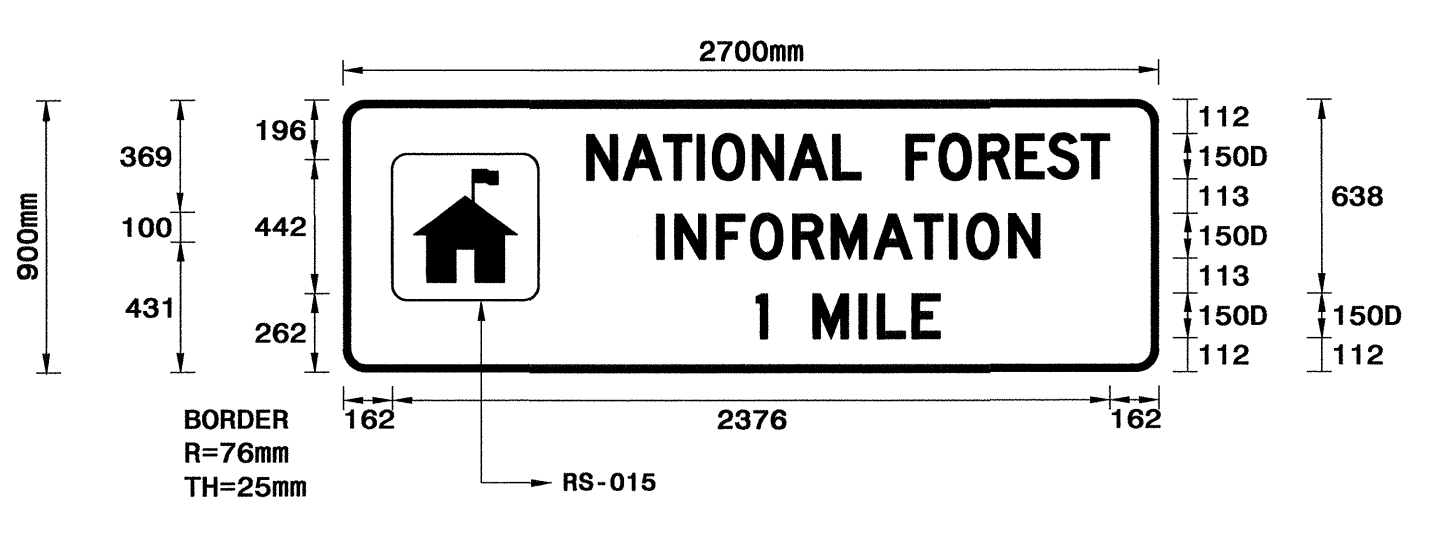
SIGN NUMBER: 302,305
TYPE: D
QUANTITY: 2
SIGN WIDTH: 2700mm
HEIGHT: 900mm
TOTAL AREA: 2.4 Sq.m
BORDER TYPE: FLUSH
RECESS: 0mm
WIDTH: 25mm
RADII: 76mm
NO. Z BARS: LENGTH:

BACKG COLOR: Brown
COPY COLOR: White

SYMBOL	X	Y	WID	HT
	162	262	484	442

MAT'L: 0.125" (3.2 mm) ALUMINUM

DESIGN BY: WRD
PROJECT ID: R-2519A
CHECKED BY: DIV: 13
DATE: Dec 01, 2010



Spacing Factor is .80 IN THE 1ST LINE AND 1 IN THE LINES 2 & 3

USE NOTES: 1,2
1. Legend and border(except those that are colored black) shall be direct applied Grade C sheeting.
2. Background shall be Grade C reflective sheeting.

LETTER POSITIONS

Letter locations are panel edge to lower left corner

N	A	T	I	O	N	A	L	F	O	R	E	S	T	Series/Size Text Length	
807	927	1062	1173	1223	1356	1476	1621	1714	1864	1973	2106	2228	2333	2445	D 2000 1731
I	N	F	O	R	M	A	T	I	O	N				D 2000 1268	
1039	1099	1237	1349	1489	1616	1756	1892	2008	2065	2204				D 2000 609	
1	M	I	L	E											
1368	1555	1708	1768	1884											

FILENAME: R-2519A_Sgn_SignDesigns_2 NORTH CAROLINA D.O.T. SIGN DETAIL


SIGN NUMBER: 328
TYPE: D
QUANTITY: 1
SIGN WIDTH: 2700mm
HEIGHT: 1000mm
TOTAL AREA: 2.7 Sq.m
BORDER TYPE: FLUSH
RECESS: 0mm
WIDTH: 25mm
RADII: 76mm
NO. Z BARS: LENGTH:

BACKG COLOR: Green
COPY COLOR: White

SYMBOL	X	Y	WID	HT
ARUP	1237	162	150	225

MAT'L: 0.125" (3.2 mm) ALUMINUM

DESIGN BY: WRD
PROJECT ID: R-2519A
CHECKED BY: DIV: 13
DATE: Dec 02, 2010



Spacing Factor is .80 in 1st line and .70 in 2nd line

USE NOTES: 1,2
1. Legend and border(except those that are colored black) shall be direct applied Grade C sheeting.
2. Background shall be Grade C reflective sheeting.

LETTER POSITIONS

Letter locations are panel edge to lower left corner

A	V	E	R	Y	-	M	I	T	C	H	E	L	L	-	Y	A	N	C	E	Y	Series/Size Text Length
180	315	447	560	672	808	879	1025	1067	1175	1304	1434	1548	1659	1759	1819	1955	2100	2229	2357	2460	D 2000 2408
R	E	G	I	O	N	A	L	L	I	B	R	A	R	Y	O	F	F	I	C	E	D 2000 2478
111	231	340	465	512	642	759	903	1101	1209	1259	1378	1489	1632	1742	1976	2106	2215	2324	2371	2496	

FILENAME: R-2519A_Sgn_SignDesigns_2 NORTH CAROLINA D.O.T. SIGN DETAIL

18-JAN-2011 09:59:13 R:\Projects\2519A\Signs\Quantities & GM Signs\R-2519A Dtes E F signs.dgn


SIGN DESIGNS

Bobby Nantz 1/19/11




TIP NO. R-2519A SHEET NO. SIGN-09

APPROVED: *[Signature]*
DATE: 1-28-11




401 QUANTITY REQ'D 2



610 X 762 R2-1

ONE "U" POST PER SIGN

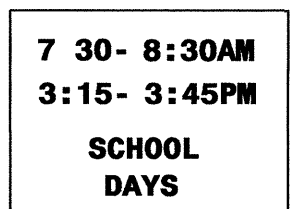
409 QUANTITY REQ'D 6



762 X 762 W3-1a

ONE "U" POST PER SIGN

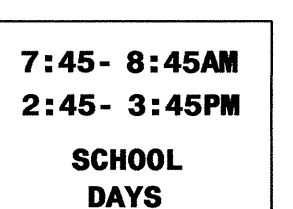
419 QUANTITY REQ'D 3



610 X 610 S4-1a

ONE "U" POST PER SIGN
MOUNT BELOW SIGN 404 IN 2 INSTALLATIONS AND MOUNT BELOW SIGN 403 IN 1 INSTALLATIONS


424 QUANTITY REQ'D 2



610 X 610 S4-1a

ONE "U" POST PER SIGN
MOUNT BELOW SIGN 403 IN 2 INSTALLATIONS


429 QUANTITY REQ'D 2



914 X 914 W9-2(R)

ONE "U" POST PER SIGN


403 QUANTITY REQ'D 22



762 X 914 R2-1

ONE "U" POST PER SIGN

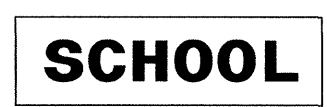
413 QUANTITY REQ'D 66



1372 X 457 R6-1 (R)

TWO "U" POSTS PER SIGN
MOUNT BACK TO BACK WITH SIGN 414 IN 20 INSTALLATIONS


420 QUANTITY REQ'D 5



914 X 305 S4-3

MOUNT ABOVE SIGN 404 IN 2 INSTALLATIONS AND MOUNT ABOVE SIGN 403 IN 3 INSTALLATIONS


425 QUANTITY REQ'D 2



914 X 914 S4-5

YELLOW/GREEN REFLECTIVE SHEETING
ONE "U" POST PER SIGN


430 QUANTITY REQ'D 15



762 X 762 W3-3

ONE "U" POST PER SIGN


434 QUANTITY REQ'D 1



914 X 914 W6-1

ONE "U" POST PER SIGN


404 QUANTITY REQ'D 2



762 X 914 R2-1

ONE "U" POST PER SIGN


414 QUANTITY REQ'D 76



1372 X 457 R6-1 (L)

TWO "U" POSTS PER SIGN


421 QUANTITY REQ'D 4



914 X 914 S1-1

YELLOW/GREEN REFLECTIVE SHEETING
ONE "U" POST PER SIGN


426 QUANTITY REQ'D 22



762 X 610 R3-17

ONE "U" POST PER SIGN


431 QUANTITY REQ'D 2



914 X 914 W3-5

YELLOW/GREEN REFLECTIVE SHEETING
ONE "U" POST PER SIGN


435 QUANTITY REQ'D 2



914 X 914 S4-5

YELLOW/GREEN REFLECTIVE SHEETING
ONE "U" POST PER SIGN

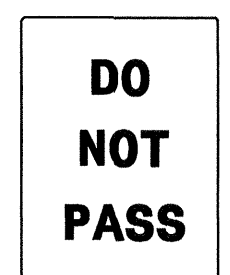
405 QUANTITY REQ'D 8



762 X 914 R2-1

ONE "U" POST PER SIGN


415 QUANTITY REQ'D 3



610 X 762 R4-1

ONE "U" POST PER SIGN


422 QUANTITY REQ'D 4



610 X 305 W16-9p

MOUNT BELOW SIGN 421 IN 4 INSTALLATIONS


427 QUANTITY REQ'D 2



610 X 305 R3-17a

ONE "U" POST PER SIGN
MOUNT BELOW SIGN 426 IN 2 INSTALLATIONS


432 QUANTITY REQ'D 2



610 X 762 R2-10

ONE "U" POST PER SIGN


438 QUANTITY REQ'D 2



914 X 914 W6-3

ONE "U" POST PER SIGN


408 QUANTITY REQ'D 62



762 X 762 R1-1

ONE "U" POST PER SIGN
MOUNT BELOW SIGN 413 IN 30 INSTALLATIONS


418 QUANTITY REQ'D 3



762 X 762 W14-2

ONE "U" POST PER SIGN


423 QUANTITY REQ'D 4



610 X 762 S5-2

ONE "U" POST PER SIGN


428 QUANTITY REQ'D 2



610 X 305 R3-17b

ONE "U" POST PER SIGN
MOUNT BELOW SIGN 426 IN 2 INSTALLATIONS

433 QUANTITY REQ'D 1



914 X 914 W6-2

ONE "U" POST PER SIGN

NOTE: THIS DRAWING IS DIMENSIONED IN MILLIMETERS UNLESS OTHERWISE DEPICTED WITHIN THE DRAWING.

TYPE "E" SIGNS

19-JAN-2011 13:48 R:\Projects\1095\1095.dwg User: E. F. signadgn

Billy Nance 4/19/11



TIP NO. R-2519A	SHEET NO. SIGN-10
APPROVED: <i>[Signature]</i>	
DATE: 1-20-11	
SEAL	

501
503
511
521

SOUTH 1- 610 X 305
19E 1- 610 X 610

ONE "U" POST PER SIGN

505 NORTH 1- 610 X 305
19E 1- 610 X 610
↑ 1- 530 X 380

NORTH SOUTH 2- 610 X 305
197 197 2- 610 X 610
↑ → 2- 530 X 380

TWO "U" POSTS PER SIGN

507 NORTH 1- 610 X 305
197 1- 610 X 610
→ 1- 530 X 380

SOUTH NORTH 2- 610 X 305
19E 19E 2- 610 X 610
← → 2- 530 X 380

TWO "U" POSTS PER SIGN

517 SOUTH 1- 610 X 305
19E 1- 610 X 610
↑ 1- 530 X 380

SOUTH NORTH 2- 610 X 305
197 197 2- 610 X 610
↑ → 2- 530 X 380

TWO "U" POSTS PER SIGN

502
515
523

NORTH 1- 610 X 305
19E 1- 610 X 610

ONE "U" POST PER SIGN

509

SOUTH SOUTH 2- 610 X 305
197 19E 2- 610 X 610
← ↑ 2- 530 X 380

TWO "U" POSTS PER SIGN

514

NORTH NORTH 2- 610 X 305
197 19E 2- 610 X 610
← ↑ 2- 530 X 380

TWO "U" POSTS PER SIGN

522

SOUTH NORTH 2- 610 X 305
19E 19E 2- 610 X 610
← → 2- 530 X 380

TWO "U" POSTS PER SIGN

504
516

JCT 1- 530 X 380
197 1- 610 X 610

ONE "U" POST PER SIGN

510

SOUTH SOUTH 2- 610 X 305
197 19E 2- 610 X 610
← ↑ 2- 530 X 380

TWO "U" POSTS PER SIGN

518

NORTH 1- 610 X 305
197 1- 610 X 610

ONE "U" POST PER SIGN

524

SOUTH 1- 610 X 305
197 1- 610 X 610
→ 1- 530 X 380

NORTH SOUTH 2- 610 X 305
19E 19E 2- 610 X 610
← → 2- 530 X 380

TWO "U" POSTS PER SIGN

506

SOUTH 1- 610 X 305
197 1- 610 X 610

ONE "U" POST PER SIGN

512

NORTH NORTH 2- 610 X 305
197 19E 2- 610 X 610
← ↑ 2- 530 X 380

TWO "U" POSTS PER SIGN

519

JCT 1- 530 X 380
19E 1- 610 X 610

ONE "U" POST PER SIGN

525

NORTH 1- 610 X 305
197 1- 610 X 610
← 1- 530 X 380

NORTH SOUTH 2- 610 X 305
19E 19E 2- 610 X 610
← → 2- 530 X 380

TWO "U" POSTS PER SIGN

508

NORTH 1- 610 X 305
19E 1- 610 X 610
197 1- 610 X 610

ONE "U" POST PER SIGN

513

SOUTH 1- 610 X 305
19E 1- 610 X 610
197 1- 610 X 610

ONE "U" POST PER SIGN

520

SOUTH 1- 610 X 305
197 1- 610 X 610
→ 1- 530 X 380

ONE "U" POST PER SIGN


NOTE: THIS DRAWING IS DIMENSIONED IN MILLIMETERS UNLESS OTHERWISE DEPICTED WITHIN THE DRAWING.

TYPE "F" SIGNS

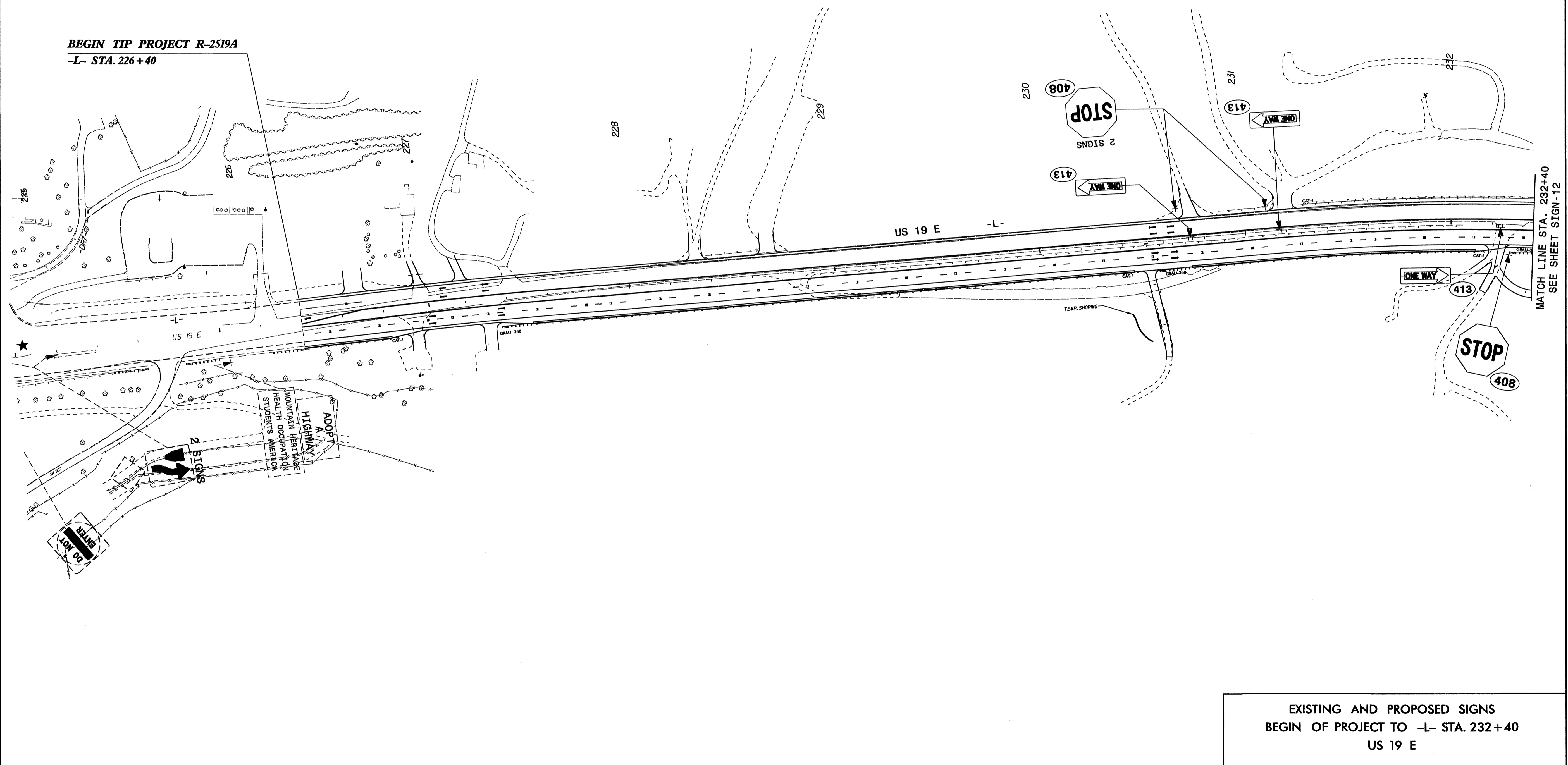
3 way 1-19-11
[Signature]

18-JAN-2011 09:20
R:\Projects\2519A\Sigs\Quantities & GM Signs\R-2519A Dtes E F signs.dgn
1/20/11 9:20 AM



TIP NO. R-2519A	SHEET NO. SIGN-11
APPROVED: <i>[Signature]</i>	
DATE: 1-20-11	
SEAL	
	

BEGIN TIP PROJECT R-2519A
-L- STA. 226+40



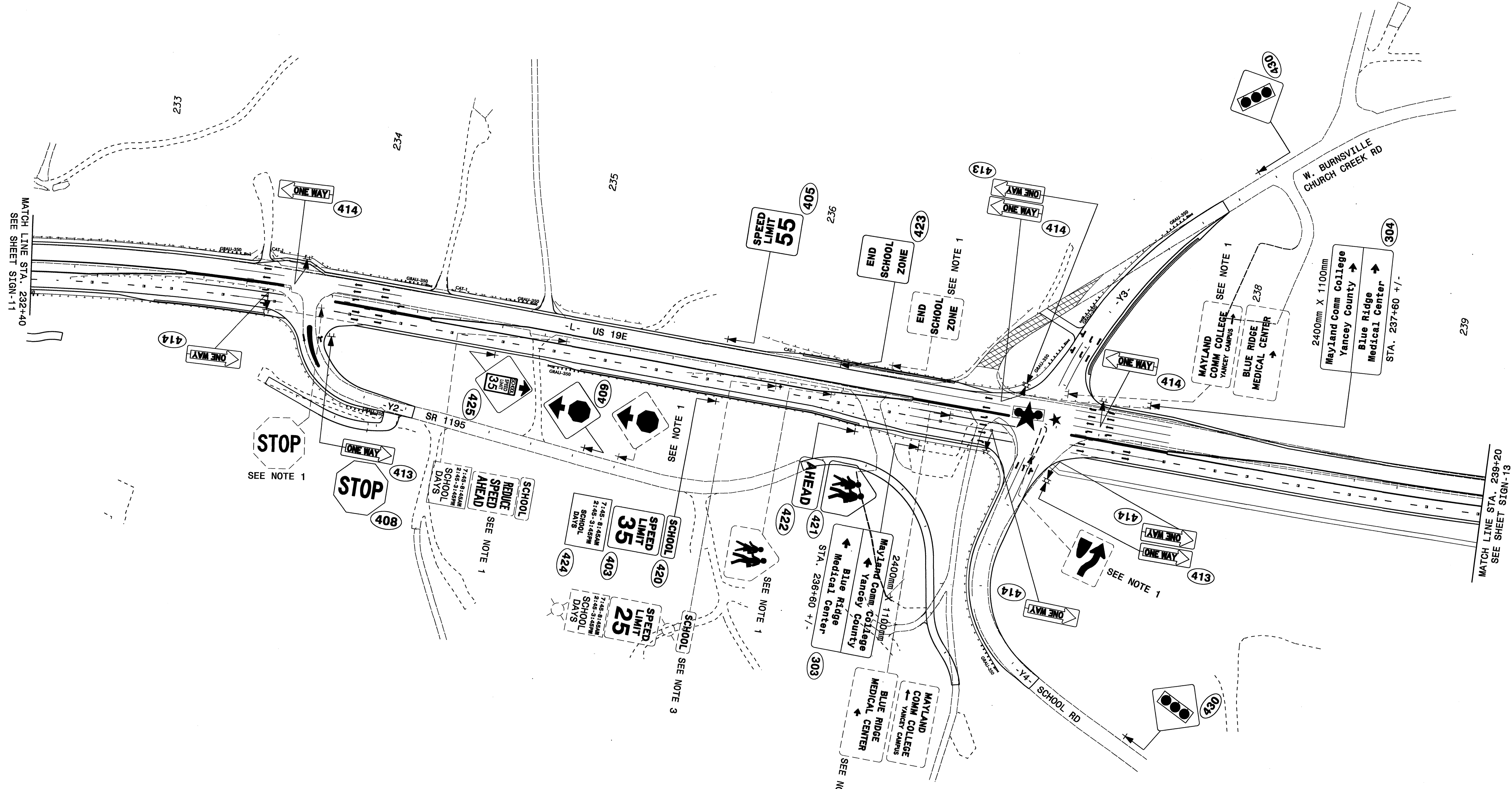

MATCH LINE STA. 232+40
SEE SHEET SIGN-12

EXISTING AND PROPOSED SIGNS
BEGIN OF PROJECT TO -L- STA. 232+40
US 19 E

18-JAN-2011 16:29
 C:\Users\jg\Documents\Signing Layout Plans\R-2519A_Sgn_SGN_11.dgn
 jg



TIP NO. R-2519A	SHEET NO. SIGN-12
APPROVED: <i>[Signature]</i>	
DATE: 1-20-11	

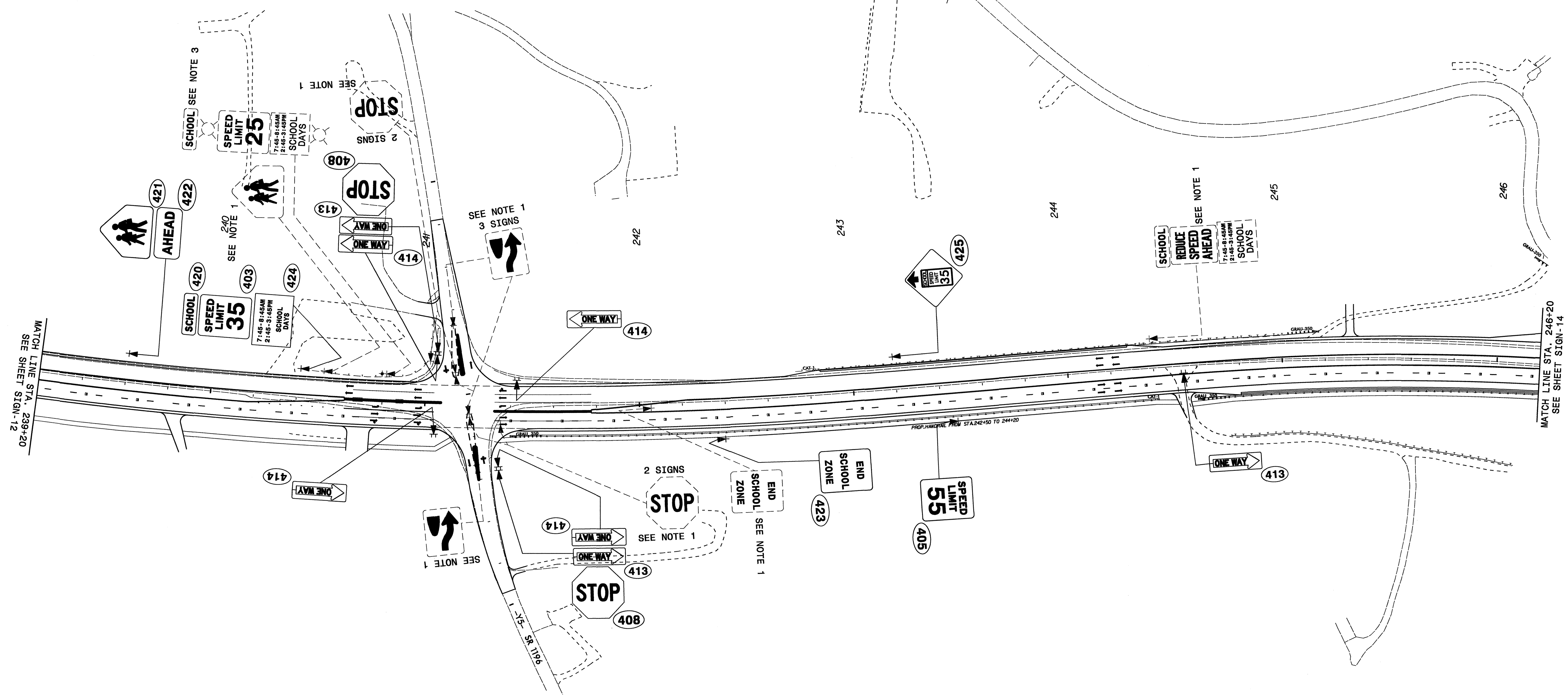


EXISTING AND PROPOSED SIGNS
 -L- STA. 232+40 TO -L- STA. 239+20
 US 19 E

18-JAN-2011 16:30
 R:\Projects\11-2519A\Signing Layout Plans\R-2519A_Sgn-12.dgn
 028387



TIP NO. R-2519A	SHEET NO. SIGN-13
APPROVED: <i>[Signature]</i>	
DATE: 1-20-11	
SEAL	

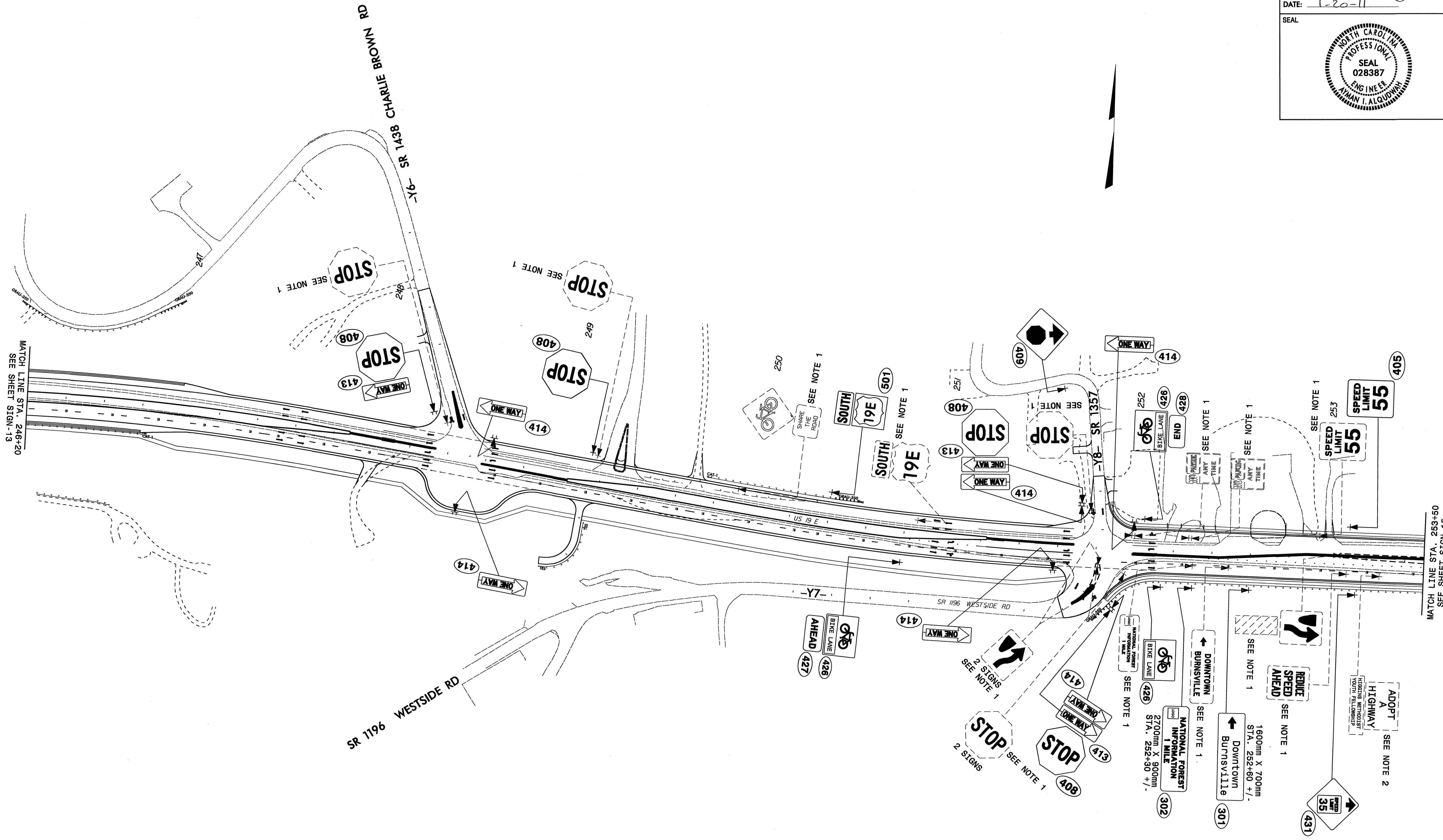


EXISTING AND PROPOSED SIGNS
 -L- STA. 239+20 TO -L- STA. 246+20
 US 19 E

18-JAN-2011 6:31
 R:\Projects\11\Signing\11\Signing Layout Plans\R-2519A_Sgn_SGN_13.dgn
 02/20/11 12:00



TIP NO. R-2519A	SHEET NO. SIGN-14
APPROVED: <i>[Signature]</i>	
DATE: 1-20-11	
SEAL	




MATCH LINE STA. 246+20
SEE SHEET SIGN-13

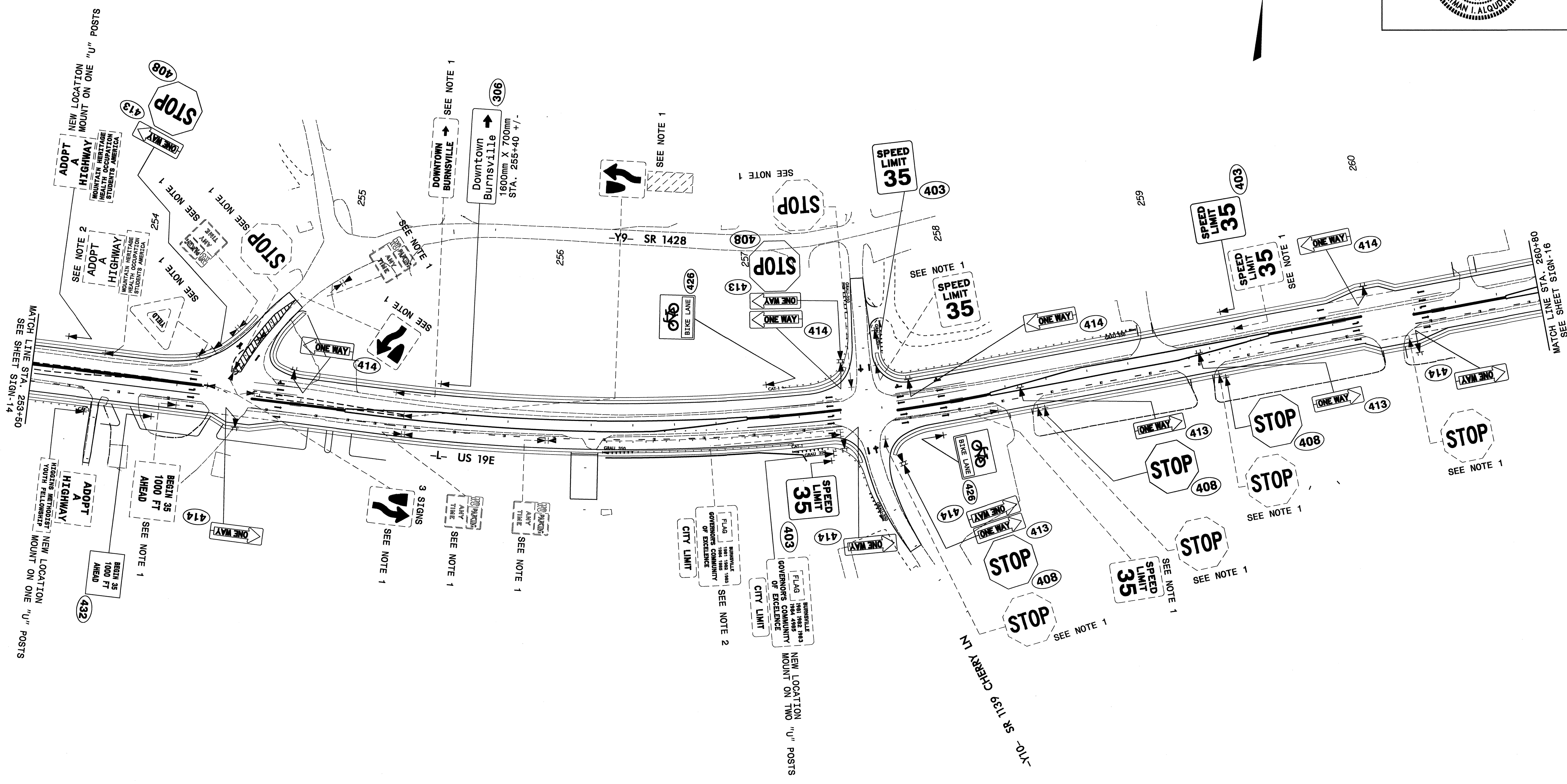
MATCH LINE STA. 253+50
SEE SHEET SIGN-15

EXISTING AND PROPOSED SIGNS
 -L- STA. 246+20 TO -L- STA. 253+50
 US 19 E

18-JAN-2011 6:32 AM
 C:\Users\jcs\Documents\Signing Layout Plans\R-2519A_Sgn-50N_14.dgn
 jcs



TIP NO. R-2519A	SHEET NO. SIGN-15
APPROVED: <i>[Signature]</i>	
DATE: 1-20-11	
SEAL	
	

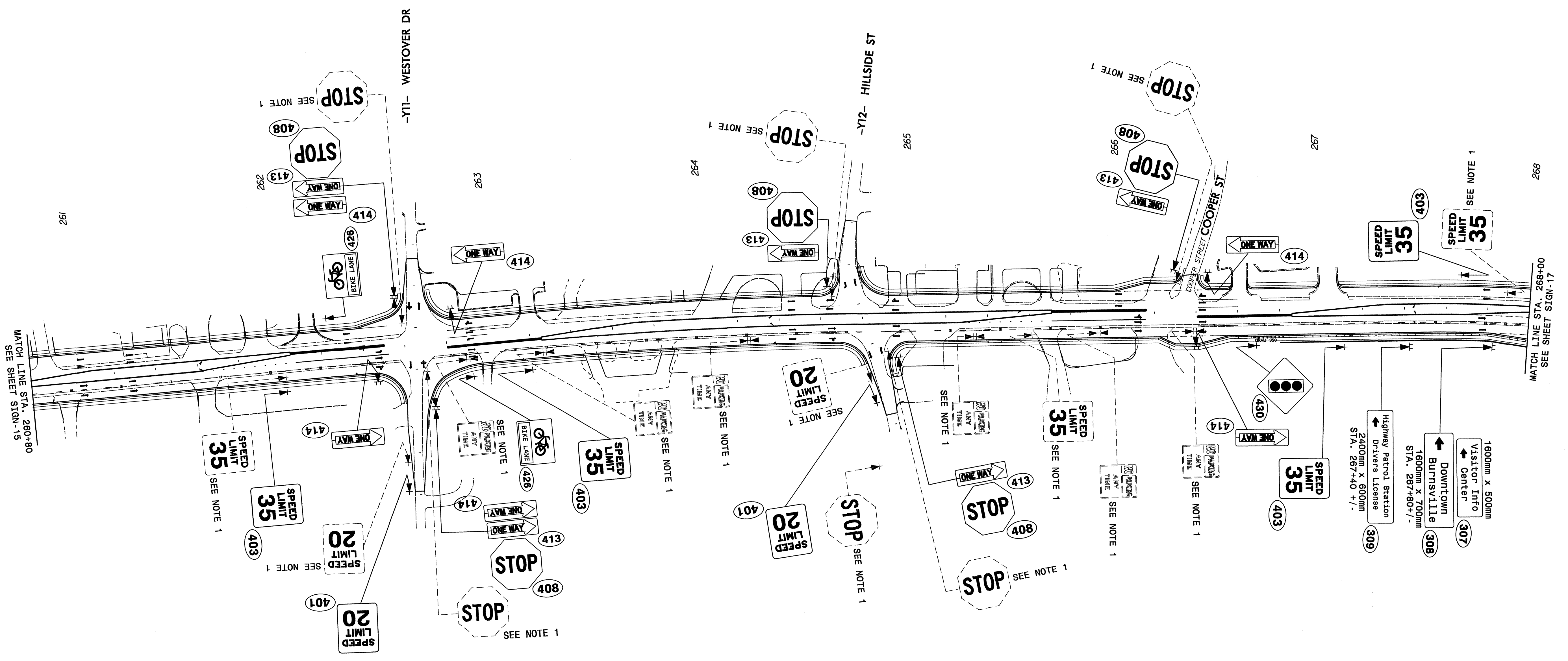



EXISTING AND PROPOSED SIGNS
 -L- STA. 253+50 TO -L- STA. 260+80
 US 19 E

18-JAN-2011 6:33
 R:\Projects\11-11-10\11-11-10-Signing_Layout\Plans\R-2519A_Sgn-50N15.dgn
 11-11-10



TIP NO. R-2519A SHEET NO. SIGN-16
 APPROVED: *[Signature]*
 DATE: 1-20-11

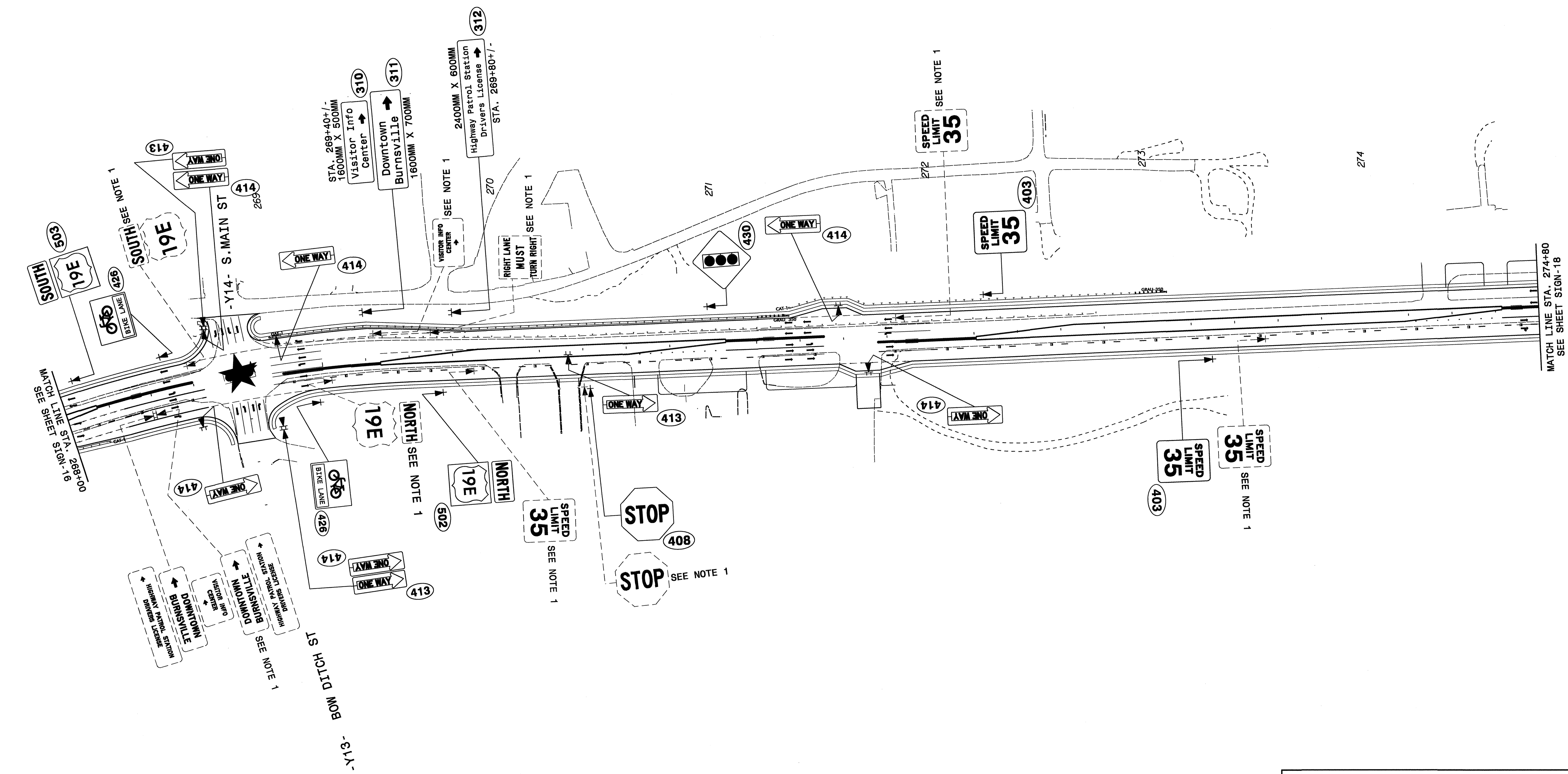


EXISTING AND PROPOSED SIGNS
 -L- STA. 260+80 TO -L- STA. 268+00
 US 19 E

18-JAN-2011 09:34
 R:\Projects\2519A\Signing Layout Plans\R-2519A_Sgn_SDN_16.dgn
 User: jay
 Plot: 1



TIP NO. R-2519A	SHEET NO. SIGN-17
APPROVED: <i>[Signature]</i>	
DATE: 1-20-11	
SEAL	

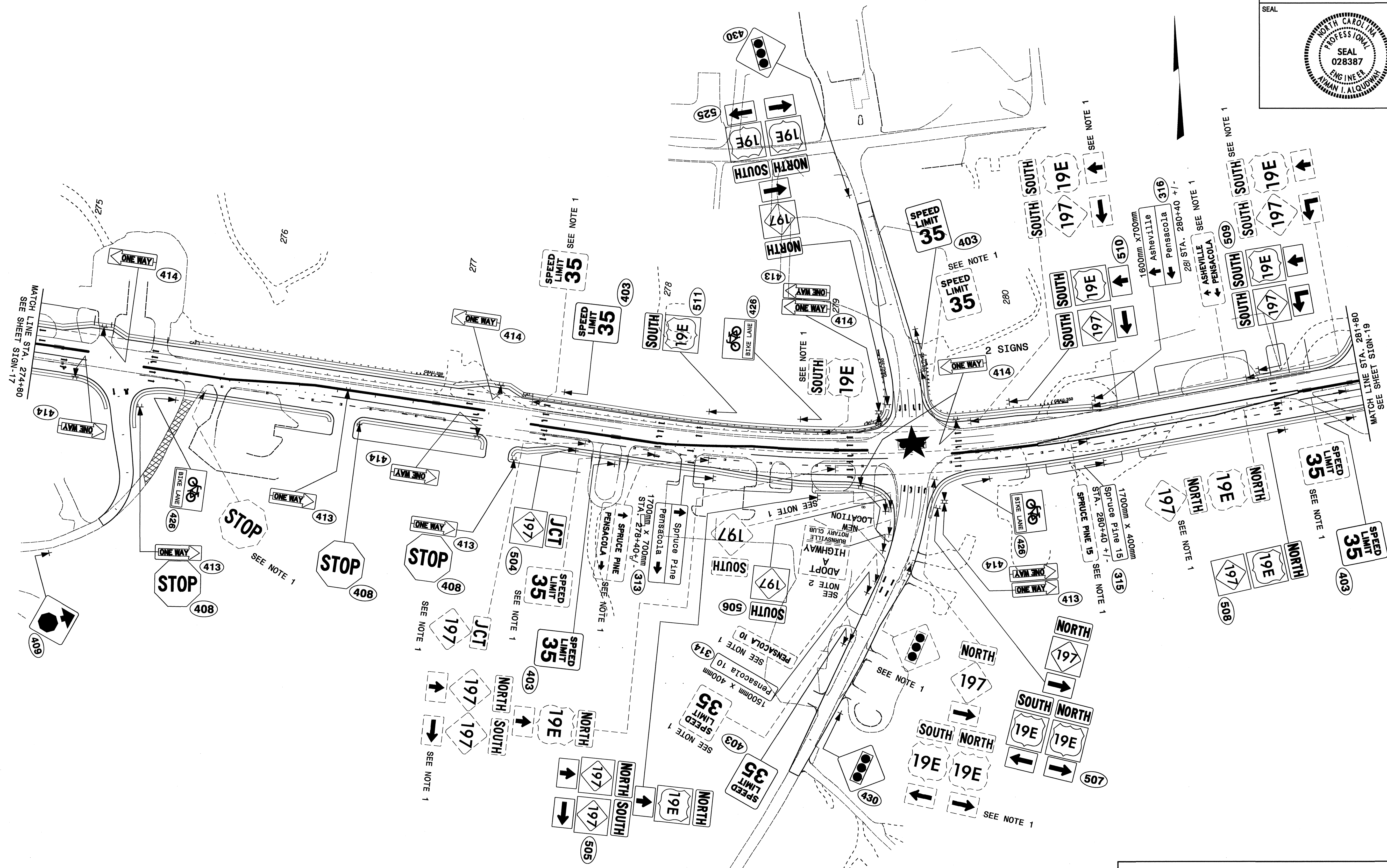


EXISTING AND PROPOSED SIGNS
 -L- STA. 268+00 TO -L- STA. 274+80
 US 19 E

18-JAN-2011 6:35
 C:\Users\jgibson\Documents\Projects\2519A_Signing_Layout\Plans\R-2519A_Sgn_S0N_17.dgn
 jgibson



TIP NO. R-2519A	SHEET NO. SIGN-18
APPROVED: <i>[Signature]</i>	
DATE: 1-20-11	
SEAL	

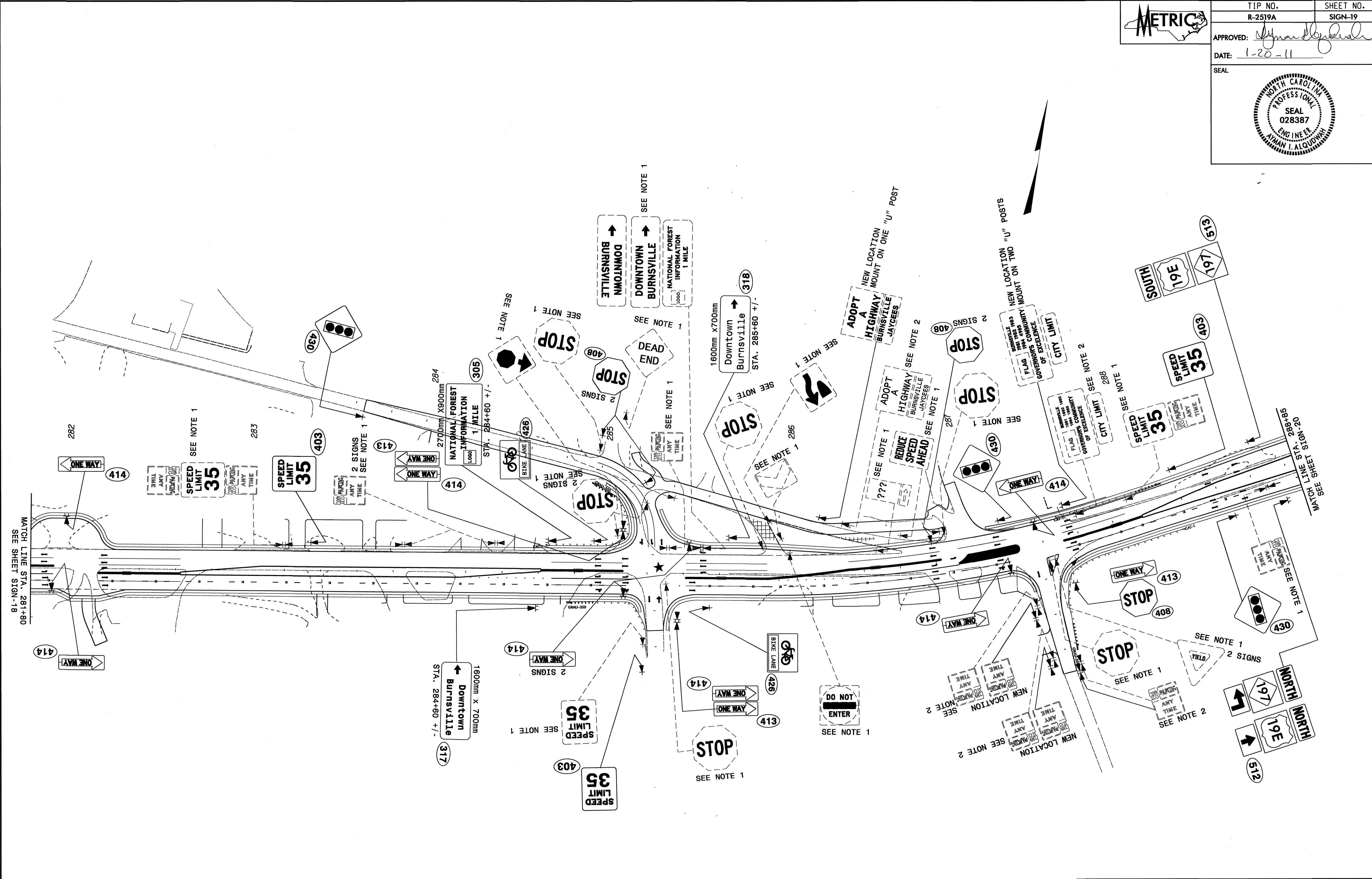
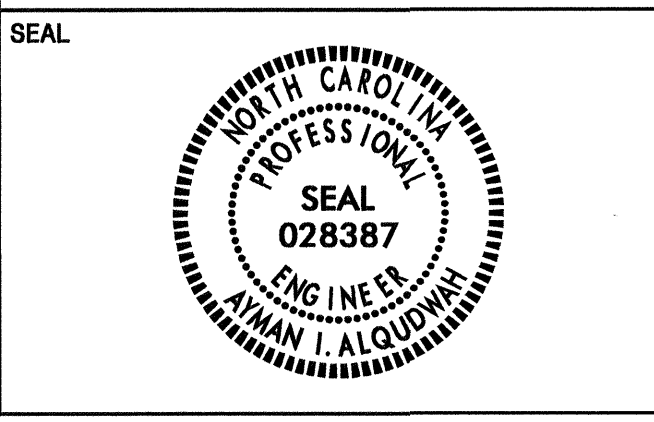


EXISTING AND PROPOSED SIGNS
 -L- STA. 274+80 TO -L- STA. 281+80
 US 19 E

18-JAN-2011 09:36
 P:\Projects\109\109000\109000.dgn
 109000.dgn



TIP NO. R-2519A SHEET NO. SIGN-19
 APPROVED: *[Signature]*
 DATE: 1-20-11

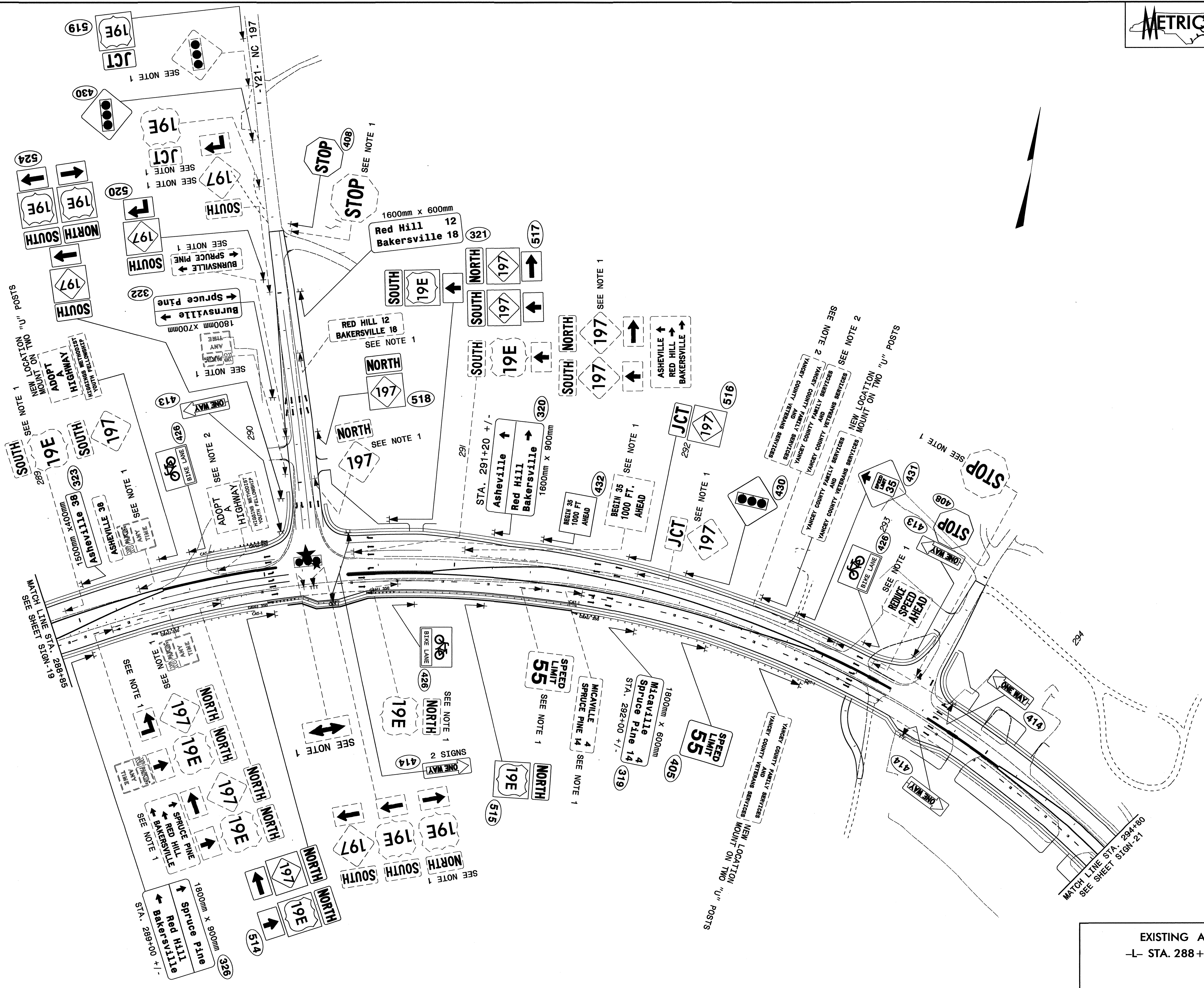
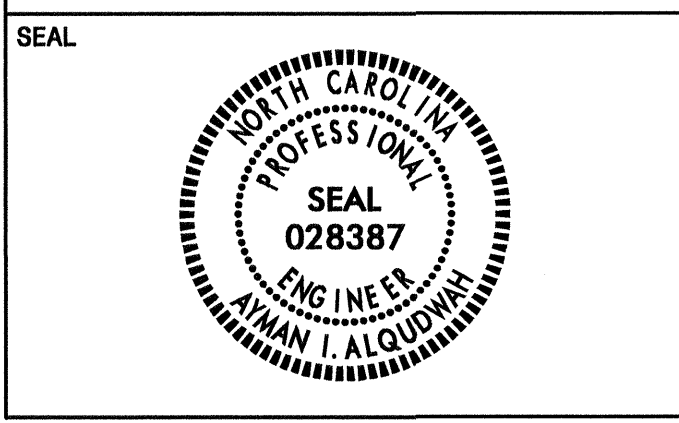


EXISTING AND PROPOSED SIGNS
 -L- STA. 281+80 TO -L- STA. 288+85
 US 19 E

19-JAN-2011 10:30:08
 R:\Projects\2519A\Signing Layout Plans\R-2519A_Sgn_S01_19.dgn
 User: jason
 Plot: 1/20/11 10:30:08



TIP NO. R-2519A SHEET NO. SIGN-20
 APPROVED: *[Signature]*
 DATE: 1-20-11

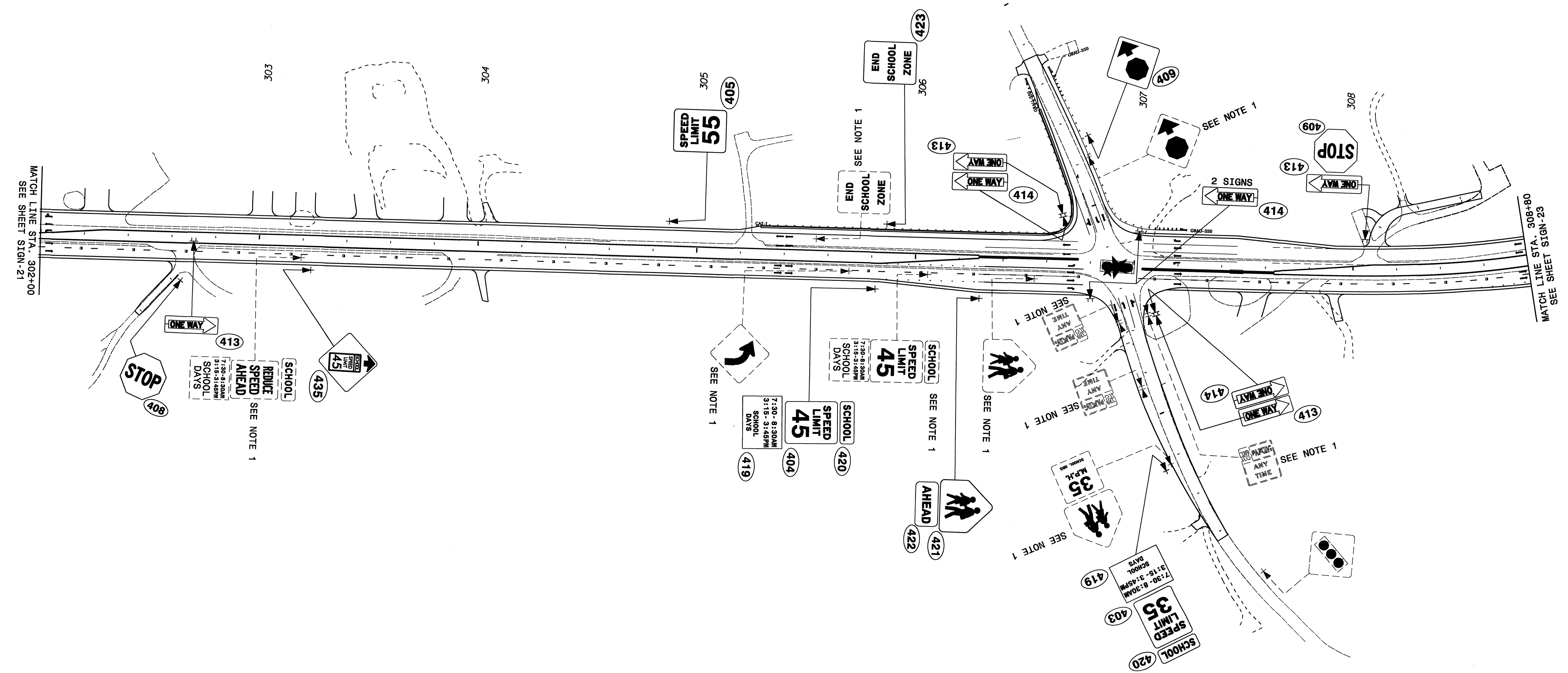



EXISTING AND PROPOSED SIGNS
 -L- STA. 288 + 85 TO -L- STA. 294 + 80
 US 19 E

19-JAN-2011 3:41 PM
 R:\Projects\2519A\Signing Layout Plans\R-2519A_Sgn-50A-20.dgn
 M:\Projects\2519A\Signing Layout Plans\R-2519A_Sgn-50A-20.dgn



TIP NO. R-2519A	SHEET NO. SIGN-22
APPROVED: <i>[Signature]</i>	
DATE: 1-20-11	
SEAL	

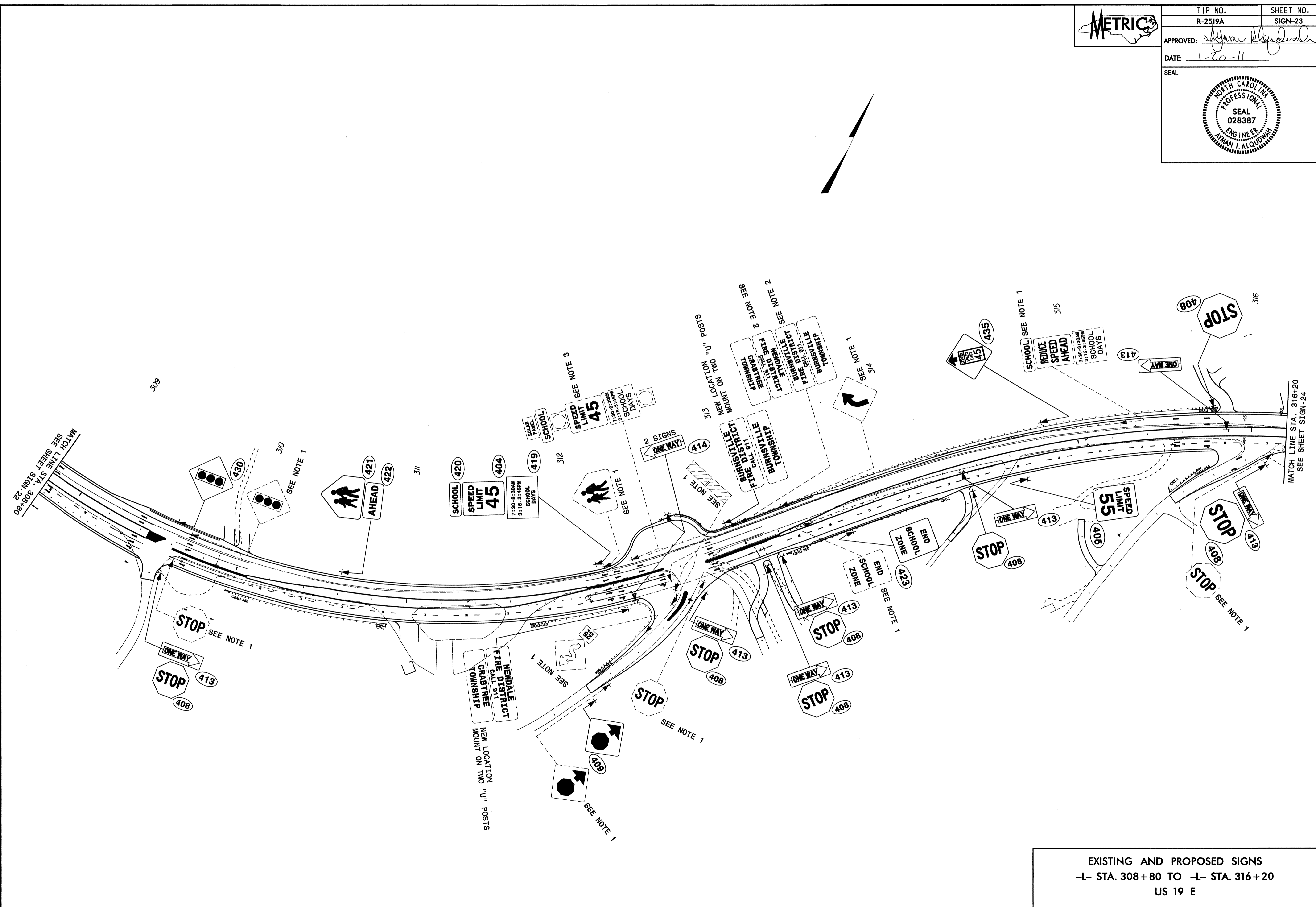
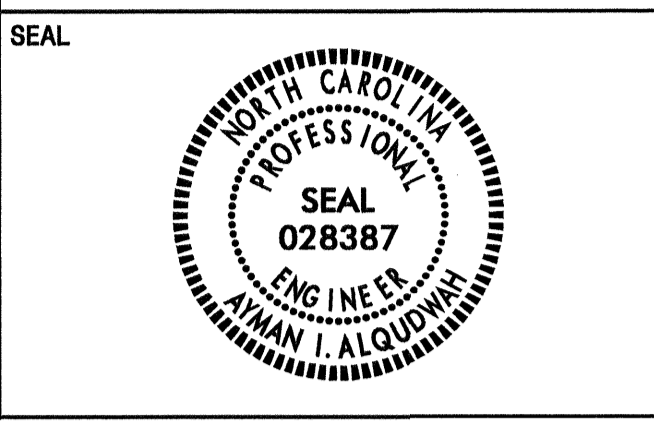


EXISTING AND PROPOSED SIGNS
 -L- STA. 302+00 TO -L- STA. 308+80
 US 19 E

08-JAN-2011 16:42
 R:\Projects\11-19-10\11-19-10\Signing Layout Plans\R-2519A_Sign-SOM_22.dgn
 028387



TIP NO. R-2519A SHEET NO. SIGN-23
 APPROVED: *[Signature]*
 DATE: 1-20-11

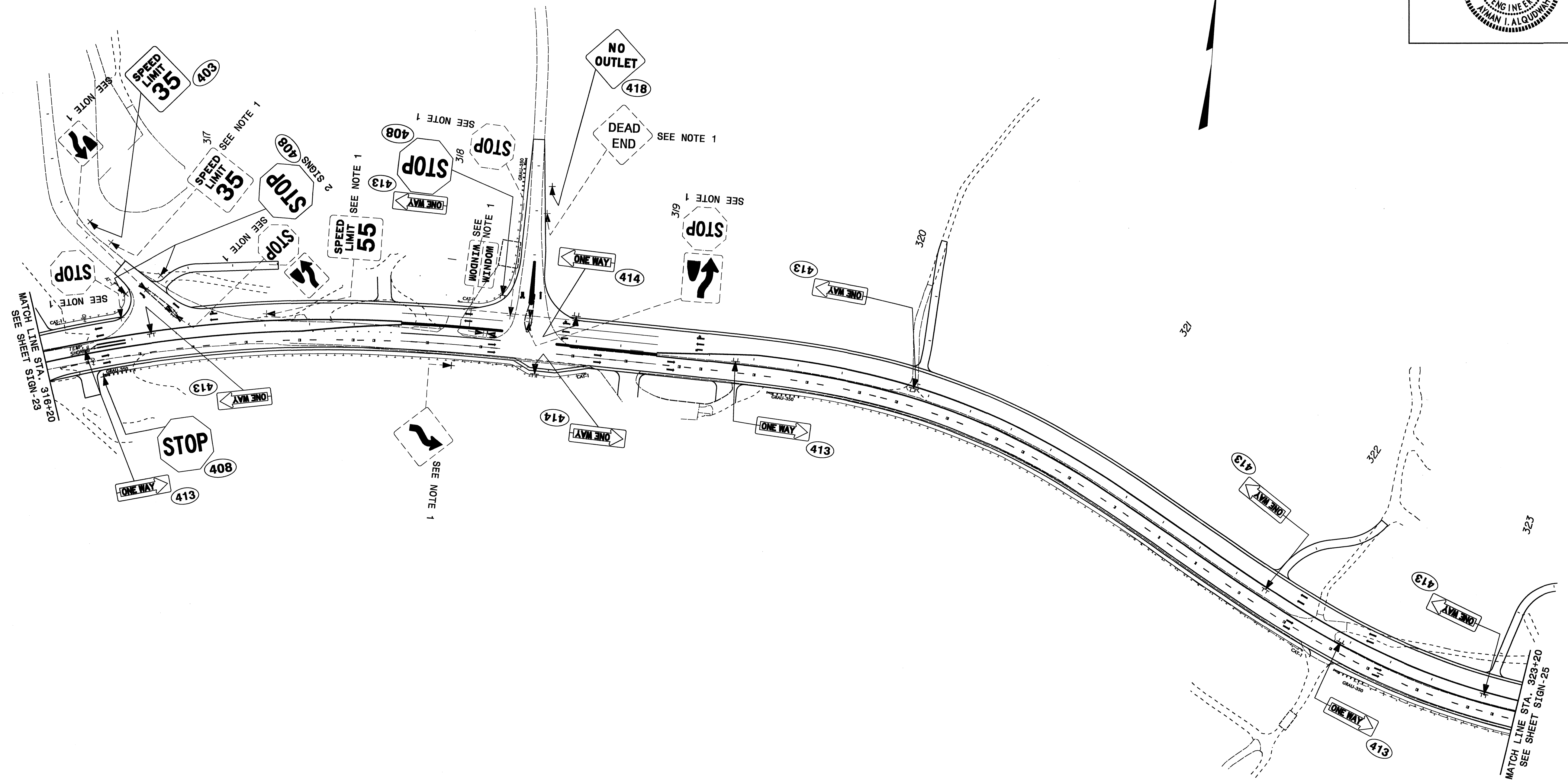


EXISTING AND PROPOSED SIGNS
 -L- STA. 308+80 TO -L- STA. 316+20
 US 19 E

19-JAN-2011 13:45
 R:\Projects\11-11-10\11-11-10\Signing Layout Plans\R-2519A_Sign-50A_23.dgn
 AT 11:27:28 AM



TIP NO. R-2519A	SHEET NO. SIGN-24
APPROVED: <i>[Signature]</i>	
DATE: 1-20-11	
SEAL	



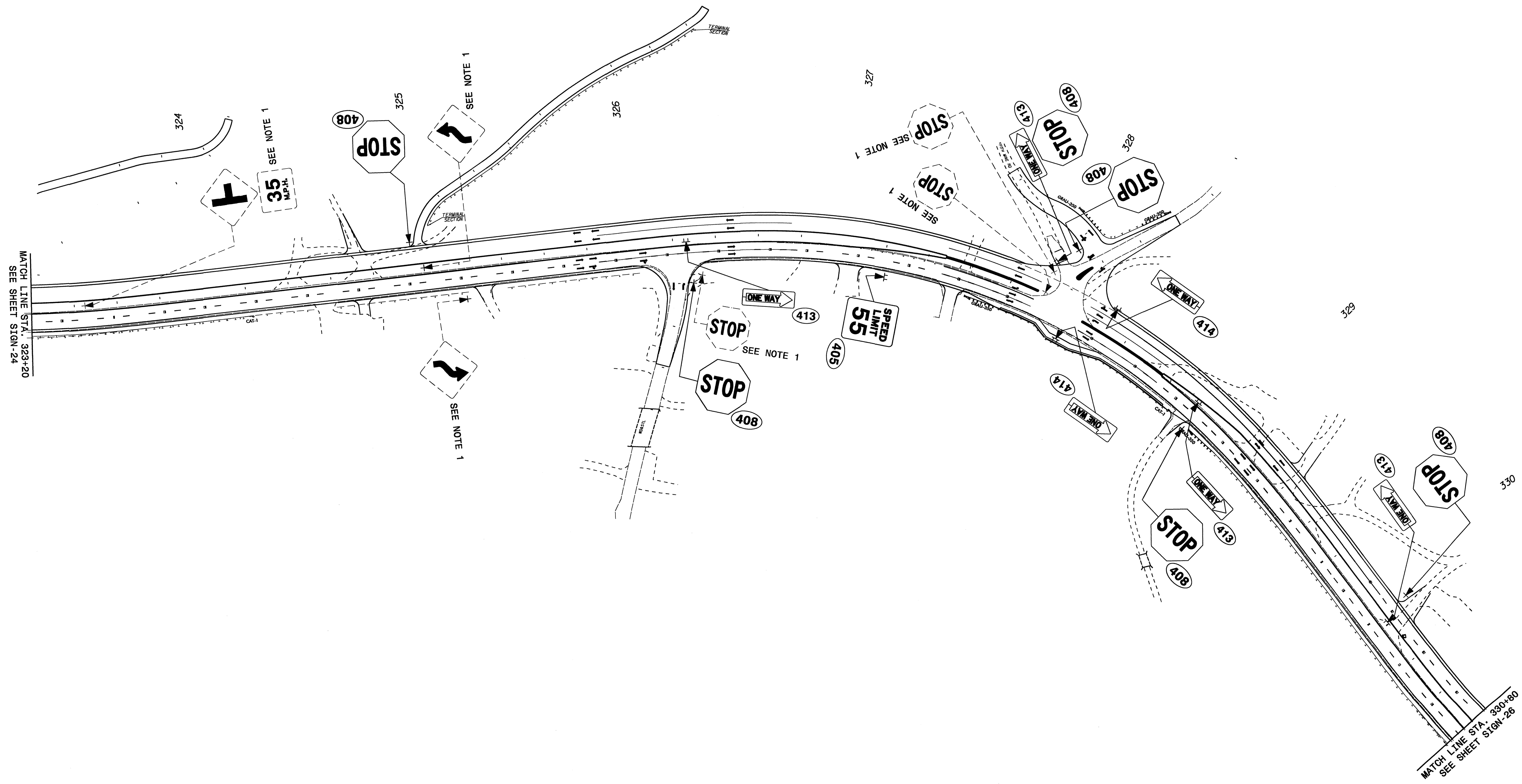
EXISTING AND PROPOSED SIGNS
 -L- STA. 316+20 TO -L- STA. 323+20
 US 19 E

18-JAN-2011 6:45
 R:\Traffic\Signings\18000\Signing Layout Plans\R-2519A_Sign_SGN_24.dgn
 Alan I. Alquodh



TIP NO. R-2519A	SHEET NO. SIGN-25
APPROVED: <i>[Signature]</i>	
DATE: 1-20-11	

SEAL

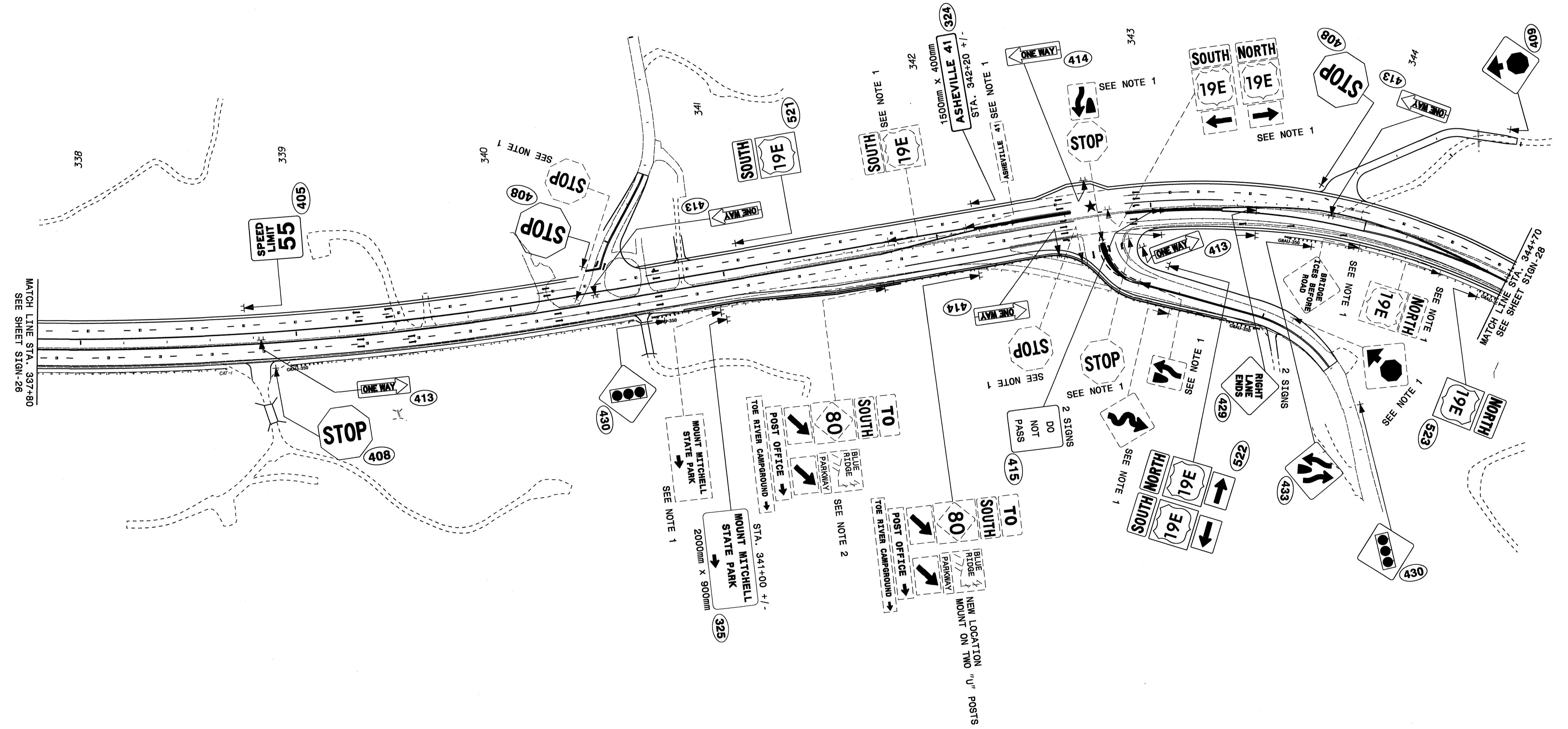
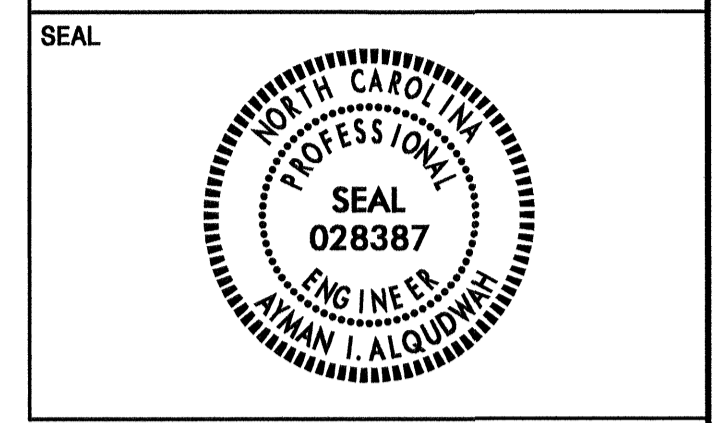


EXISTING AND PROPOSED SIGNS
 -L- STA. 323+20 TO -L- STA. 330+80
 US 19 E

18-JAN-2011 14:45
 R:\Projects\10-11\10-11-0001\Signing Layout Plans\R-2519A_Sgn-50A_25.dgn
 1/22/2011 12:27:28 PM
 b3b3d0ak



TIP NO. R-2519A SHEET NO. SIGN-27
 APPROVED: *[Signature]*
 DATE: 1-20-11

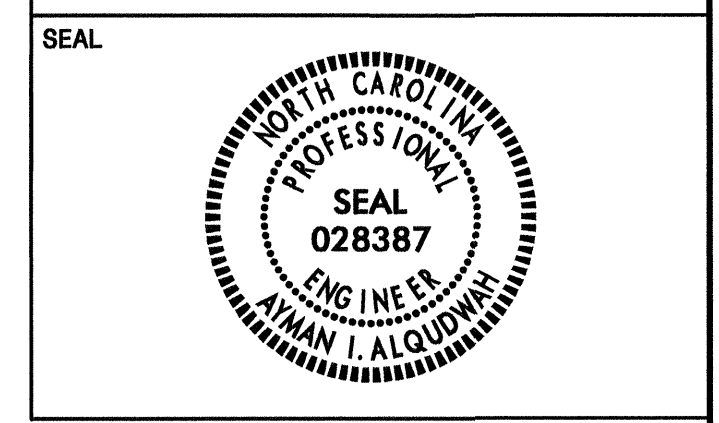


EXISTING AND PROPOSED SIGNS
 -L- STA. 337+80 TO -L- STA. 344+70
 US 19 E

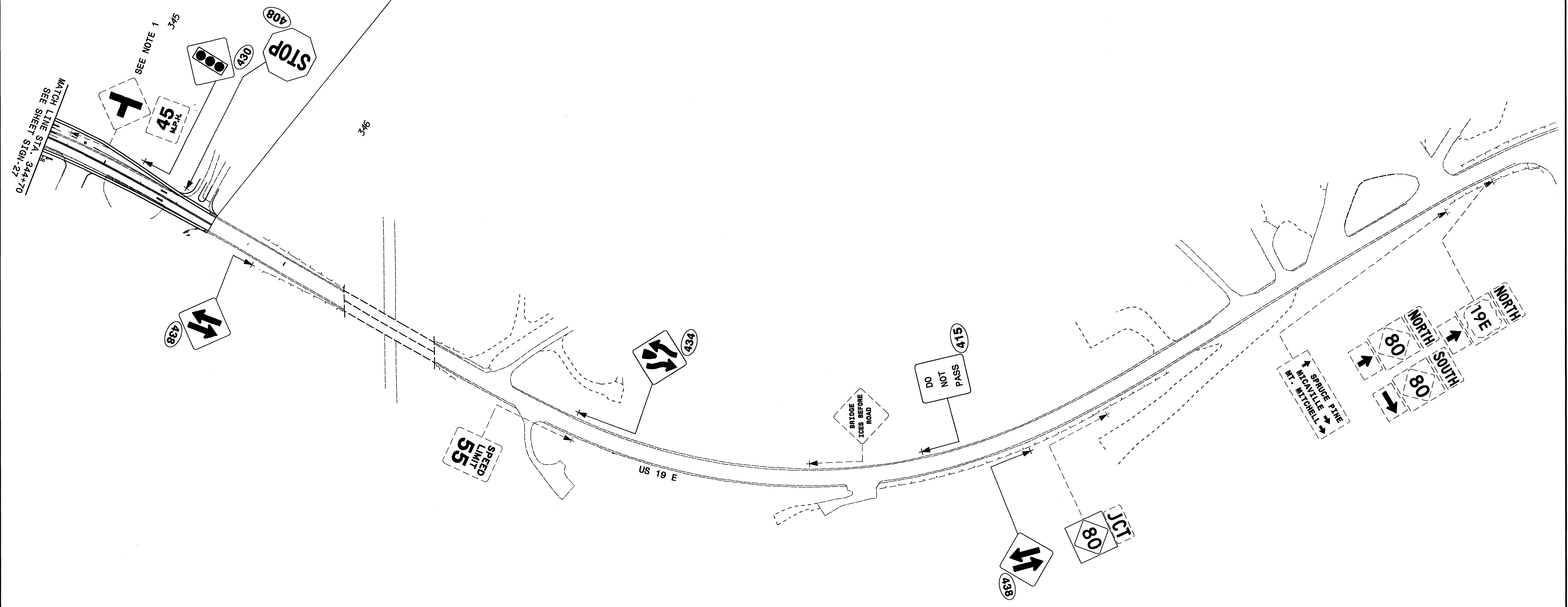

18-JAN-2011 6:47 AM
 R:\Traffic\Signs\1808\Signing Layout Plans\R-2519A_Sgn_SON_27.dgn
 AutoCAD



TIP NO. R-2519A	SHEET NO. SIGN-28
APPROVED: <i>[Signature]</i>	
DATE: 1-20-11	



END TIP PROJECT R-2519A
-L- STA. 345+60



EXISTING AND PROPOSED SIGNS
-L- STA. 344 + 70 TO END OF PROJECT
US 19 E

18-JAN-2011 16:48
 R:\Traffic\Signage\1800\Signage Layout Plans\R-2519A_Sign-28.dgn
 AutoCAD