

T.I.P.: U-4438

**STATE OF NORTH CAROLINA
DEPARTMENT OF TRANSPORTATION**

**SIGNING PLANS
PASQUOTANK & CAMDEN COUNTIES**

**LOCATION: ELIZABETH CITY - US 158 FROM US 17 BUSINESS (NORTH ROAD STREET)
TO EAST OF PASQUOTANK RIVER**

TIP NO. U-4438	SHEET NO. SIGN-1
APPROVED:	
DATE: 12-20-10	
SEAL	

ROADWAY STANDARD DRAWING

THE FOLLOWING ROADWAY STANDARDS AS APPEAR IN "ROADWAY STANDARD DRAWINGS" - PROJECT SERVICES UNIT - N.C. DEPARTMENT OF TRANSPORTATION - RALEIGH, N.C., DATED JULY 2006 ARE APPLICABLE TO THIS PROJECT AND BY REFERENCE HEREBY ARE CONSIDERED A PART OF THESE PLANS:

STD. NO.	TITLE
901.20	TYPE 'B' SIGNS
901.50	ARROWS AND SHIELDS
901.70	SIGN STRINGERS AND SUPPORT SPACING
903.20	WOOD SIGN SUPPORTS
904.10	ORIENTATION OF GROUND MOUNTED SIGNS
904.30	SUPPLEMENTAL SIGN MOUNTING
904.50	MOUNTING OF TYPE 'D', 'E' AND 'F' SIGNS ON 'U' CHANNEL POSTS

SUMMARY OF QUANTITIES

ITEM NO.		ITEM DESCRIPTION	QUANTITY	UNIT
DESC. NO.	SECT. NO.			
4072000000	903	SUPPORTS, 3 LB STEEL U-CHANNEL	169	L.F.
4082000000	903	SUPPORTS, WOOD	643	L.F.
4096000000	904	SIGN ERECTION, TYPE D	7	EA.
4102000000	904	SIGN ERECTION, TYPE E	47	EA.
4108000000	904	SIGN ERECTION, TYPE F	16	EA.
4155000000	907	DISPOSAL OF SIGN SYSTEM, U-CHANNEL	14	EA.
4158000000	907	DISPOSAL OF SIGN SYSTEM, WOOD	34	EA.
4360000000	SP	GENERIC SIGN ITEM, DISPOSAL OF FLASHER SYSTEM	1	EA.

GENERAL NOTES

- . SIGNS FURNISHED BY STATE
- . ALL TYPE 'D' SIGNS SHALL BE MOUNTED ON TWO U-CHANNEL POSTS UNLESS OTHERWISE INDICATED ON THE PLANS.
- . IF REMOVAL OR RELOCATION OF SIGNS ON PRIVATE STREET (NON-STATE MAINTAINED) IS REQUIRED DUE TO CONSTRUCTION, THE CONTRACTOR SHALL INFORM THE ENGINEER. THE WORK WILL BE COMPLETED BY OTHERS.
- . SIGNING PLANS DO NOT INCLUDE TEMPORARY CONSTRUCTION SIGNING OR PAVEMENT MARKINGS. SEE TRAFFIC CONTROL PLANS.
- . WHEN NOT STATIONED OR DIMENSIONED ON PLANS, ALL 'E' AND 'F' SIGNS SHALL BE FIELD LOCATED BY THE ENGINEER
- . THE BACKGROUND FOR TYPE E & F SIGNS SHALL BE TYPE C REFLECTIVE SHEETING.
- . SEE ROADWAY PLANS FOR GUARD/GUIDE RAIL DETAILS.


INDEX

SHEET NO.	DESCRIPTION
SIGN-1	TITLE SHEET QUANTITIES & NOTES
SIGN-2-2A	E AND F SHEETS
SIGN-3-3A	GROUND MOUNTED SIGN DESIGNS
SIGN-4-6	SIGN DETAIL SHEETS


PLAN PREPARED BY: N.C.D.O.T. SIGNING AND DELINEATION UNIT

A. ALQUDWAH, P.E. SIGNING & DELINEATION REGIONAL ENGINEER

D. PILLAR SIGNING & DELINEATION DESIGN ENGINEER




401 QUANTITY REQ'D 1



24 X 30
R2-1

ONE WOOD POST PER SIGN


406 QUANTITY REQ'D 2



30 X 30
R1-1

ONE WOOD POST PER SIGN


411 QUANTITY REQ'D 1



36 X 36
W6-1

ONE WOOD POST PER SIGN

416 QUANTITY REQ'D 1




18 X 24
W16-1

(FLUORESCENT YELLOW-GREEN BACKGROUND)

MOUNT BELOW SIGN #415 IN 1 INSTALLATION


422 QUANTITY REQ'D 1



30 X 30
*W18-11

*FROM N.C. DOT SUPPLEMENT TO MUTCD
ONE WOOD POST PER SIGN

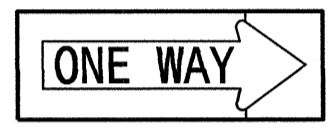
402 QUANTITY REQ'D 1



24 X 30
R2-1

ONE WOOD POST PER SIGN


407 QUANTITY REQ'D 6



36 X 12
R6-1 (R)

ONE "U" POST PER SIGN

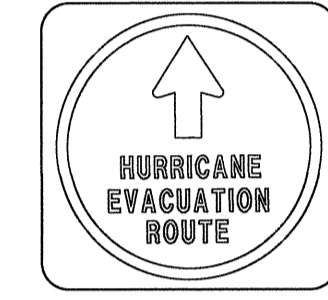
412 QUANTITY REQ'D 1



24 X 24
R3-4

MOUNT BACK TO BACK WITH SIGN #418 IN 1 INSTALLATION


417 QUANTITY REQ'D 1



24 X 24
EM-1

MOUNT BELOW SIGN #512 IN 1 INSTALLATION


423 QUANTITY REQ'D 2



36 X 36
W3-5

ONE WOOD POST PER SIGN

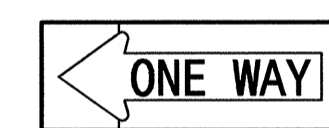
403 QUANTITY REQ'D 2



24 X 30
R2-1

ONE WOOD POST PER SIGN

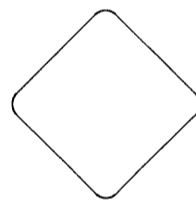
408 QUANTITY REQ'D 6



36 X 12
R6-1 (L)

ONE "U" POST PER SIGN

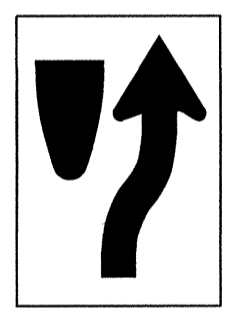
413 QUANTITY REQ'D 3



18 X 18
OM4-3 (RED)

ONE "U" POST PER SIGN

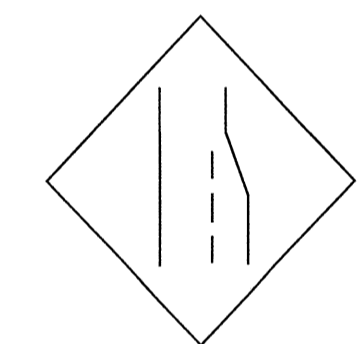
418 QUANTITY REQ'D 2



24 X 30
R4-7

ONE "U" POST PER SIGN


425 QUANTITY REQ'D 2



36 X 36
W4-2 (R)

ONE WOOD POST PER SIGN


404 QUANTITY REQ'D 1



24 X 30
R2-1

ONE WOOD POST PER SIGN

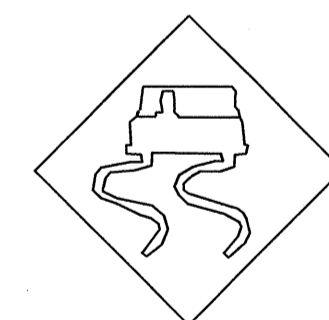
409 QUANTITY REQ'D 1



36 X 36
W6-3

ONE WOOD POST PER SIGN

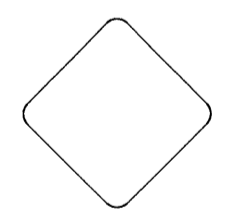
414 QUANTITY REQ'D 2



30 X 30
W8-5

ONE WOOD POST PER SIGN


419 QUANTITY REQ'D 2



18 X 18
OM1-3 (YELLOW)

MOUNT BELOW SIGN #418 IN 2 INSTALLATIONS


426 QUANTITY REQ'D 1



24 X 30
R4-1

ONE WOOD POST PER SIGN

405 QUANTITY REQ'D 4



30 X 30
R5-1

ONE "U" POST PER SIGN
MOUNT BACK TO BACK WITH SIGN #406 (WOOD POST) IN 2 INSTALLATIONS

410 QUANTITY REQ'D 1



36 X 36
W6-2

ONE WOOD POST PER SIGN


415 QUANTITY REQ'D 1



30 X 30
W11-1

(FLUORESCENT YELLOW-GREEN BACKGROUND)
ONE WOOD POST PER SIGN

420 QUANTITY REQ'D 2



12 X 18
*R7-301

*(NC SUPPLEMENT TO THE MUTCD)
MOUNT BELOW SIGN #401 IN 1 INSTALLATION

TYPE "E" SIGNS

APPROVED: *[Signature]*

DATE: 12-20-10



501
505

WEST EAST 2-24 X 12
158 158 2-30 X 24
← → 2-21 X 15

TWO WOOD POSTS PER SIGN

507

NORTH 1-24 X 12
SOUTH TRUCK NORTH 3-24 X 12
BUSINESS BUSINESS BUSINESS 3-24 X 12
17 17 17 3-24 X 24
← ↑ → 3-21 X 15

TWO WOOD POSTS PER SIGN

513

JCT 1-24 X 12
158 1-24 X 24

ONE WOOD POST PER SIGN

514

1-12 X 18 (M1-8)
4
→ 1-12 X 9 (M6-1)

ONE "U" POST PER SIGN

502

JCT 1-24 X 12
BUSINESS 1-24 X 12
17 1-24 X 24

ONE WOOD POST PER SIGN

508

NORTH 1-24 X 12
TRUCK 1-24 X 12
WEST BUSINESS 2-24 X 12
1-30 X 24 158 17 1-24 X 24

TWO WOOD POSTS PER SIGN

515

1-12 X 18 (M1-8)
4
→ 1-12 X 9 (M6-1)

ONE "U" POST PER SIGN

503

END 1-24 X 12
TRUCK 1-24 X 12
BUSINESS 1-24 X 12
17 1-24 X 24

ONE WOOD POST PER SIGN

509
510

EAST 1-24 X 12
158 1-30 X 24

ONE WOOD POST PER SIGN

516

H 1-24 X 24 D9-2
↑ 1-21 X 15 M6-3

MOUNT ABOVE SIGN #305
IN ONE INSTALLATION

504

NORTH SOUTH 2-24 X 12
BUSINESS BUSINESS 2-24 X 12
17 17 2-24 X 24
← → 2-21 X 15

TWO WOOD POSTS PER SIGN

511

NORTH 1-24 X 12
BUSINESS 1-24 X 12
17 1-24 X 24

ONE WOOD POST PER SIGN

506

EAST WEST 2-24 X 12
158 158 2-30 X 24
← → 2-21 X 15

TWO WOOD POSTS PER SIGN

512

WEST 1-24 X 12
158 1-30 X 24

ONE WOOD POST PER SIGN

TYPE "F" SIGNS



SIGN NUMBER: 301 TYPE: D QUANTITY: 1 SIGN WIDTH: 6'-6" HEIGHT: 2'-6" TOTAL AREA: 16.3 Sq.Ft. BORDER TYPE: FLUSH RECESS: 0" WIDTH: 0.75" RADI: 3" NO. Z BARS: LENGTH:	BACKG COLOR: Brown/Blue COPY COLOR: White/White SYMBOL X Y WID HT ARUP 53.3 19.1 6 9 ARUP 63.9 4.4 6 9 MAT'L: 0.125" (3.2 mm) ALUMINUM	DESIGN BY: DP PROJECT ID: U-4438 CHECKED BY: DME DIV: 1 DATE: Jun 23, 2010
---	---	--

USE NOTES: 1,2
1. Legend and border shall be direct applied Grade C sheeting.
2. Background shall be Grade C reflective sheeting.

LETTER POSITIONS
Letter locations are panel edge to lower left corner

Series/Size	Text Length
M U S E U M	D 2000
15.8 21.9 27 32.1 36.8 42.4	31.3
V I S I T O R I N F O	D 2000
6.5 12 14 19.1 20.9 25.4 31 35.1 41.1 43.5 49 53.5	51.2

FILENAME: U_4438_Signs NORTH CAROLINA D.O.T. SIGN DETAIL

SIGN NUMBER: 302 TYPE: D QUANTITY: 1 SIGN WIDTH: 3'-6" HEIGHT: 2'-0" TOTAL AREA: 7.0 Sq.Ft. BORDER TYPE: FLUSH RECESS: 0" WIDTH: 0.5" RADI: 3" NO. Z BARS: LENGTH:	BACKG COLOR: Green COPY COLOR: White SYMBOL X Y WID HT MAT'L: 0.125" (3.2 mm) ALUMINUM	DESIGN BY: DP PROJECT ID: U-4438 CHECKED BY: DME DIV: 1 DATE: Jun 23, 2010
---	---	--

USE NOTES: 1,2
1. Legend and border shall be direct applied Grade C sheeting.
2. Background shall be Grade C reflective sheeting.

LETTER POSITIONS
Letter locations are panel edge to lower left corner

Series/Size	Text Length
W E L C O M E T O	D 2000
12.6 14.7 16.2 17.7 19.5 21.4 23.4 24.6 26.6 28.1	17
C A M D E N C O	C 2000
7.7 10.5 13.6 17.1 20.1 22.9 25.1 29.1 32.1	26.7
L E A V I N G	D 2000
15.6 17.2 18.6 20.4 22.2 23 24.8	10.5
P A S Q U O T A N K C O	C 2000
2.3 5 7.9 10.8 13.9 17 19.8 22.1 25.2 28.3 30.6 34.6 37.5	37.6

FILENAME: U_4438_Signs NORTH CAROLINA D.O.T. SIGN DETAIL

SIGN NUMBER: 303 TYPE: D QUANTITY: 1 SIGN WIDTH: 6'-0" HEIGHT: 2'-6" TOTAL AREA: 15.0 Sq.Ft. BORDER TYPE: FLUSH RECESS: 0" WIDTH: 0.75" RADI: 3" NO. Z BARS: LENGTH:	BACKG COLOR: Green COPY COLOR: White SYMBOL X Y WID HT WELCOME TO 23.9 20.6 40.4 5 CAMDEN COUNTY 21.5 11.8 42.5 5 CAMDEN COUNTY SHELVE 5.1 8.3 15.6 18 AN OPPORTUNITY... 20.1 4.8 46.8 3 MAT'L: 0.125" (3.2 mm) ALUMINUM	DESIGN BY: DP PROJECT ID: U-4438 CHECKED BY: DME DIV: 1 DATE: Jun 23, 2010
---	---	--

USE NOTES: 1,2,3,4
1. Legend and border shall be direct applied Grade C sheeting.
2. Background shall be Grade C reflective sheeting.
3. Shields shall be on 0.032" (0.8mm) aluminum and demountable.
4. Shields shall be Grade C sheeting.

LETTER POSITIONS
Letter locations are panel edge to lower left corner

Series/Size	Text Length
W E L C O M E T O	D 2000
12.6 14.7 16.2 17.7 19.5 21.4 23.4 24.6 26.6 28.1	17
C A M D E N C O	C 2000
7.7 10.5 13.6 17.1 20.1 22.9 25.1 29.1 32.1	26.7
L E A V I N G	D 2000
15.6 17.2 18.6 20.4 22.2 23 24.8	10.5
P A S Q U O T A N K C O	C 2000
2.3 5 7.9 10.8 13.9 17 19.8 22.1 25.2 28.3 30.6 34.6 37.5	37.6

FILENAME: U_4438_Signs NORTH CAROLINA D.O.T. SIGN DETAIL

SIGN NUMBER: 304 TYPE: D QUANTITY: 1 SIGN WIDTH: 7'-0" HEIGHT: 3'-0" TOTAL AREA: 21.0 Sq.Ft. BORDER TYPE: FLUSH RECESS: 0" WIDTH: 0.75" RADI: 6" NO. Z BARS: LENGTH:	BACKG COLOR: Green COPY COLOR: White SYMBOL X Y WID HT MAT'L: 0.125" (3.2 mm) ALUMINUM	DESIGN BY: DP PROJECT ID: U-4438 CHECKED BY: DME DIV: 1 DATE: Jun 23, 2010
---	---	--

USE NOTES: 1,2
1. Legend and border shall be direct applied Grade C sheeting.
2. Background shall be Grade C reflective sheeting.

LETTER POSITIONS
Letter locations are panel edge to lower left corner

Series/Size	Text Length
W E L C O M E T O	D 2000
12.6 14.7 16.2 17.7 19.5 21.4 23.4 24.6 26.6 28.1	17
C A M D E N C O	C 2000
7.7 10.5 13.6 17.1 20.1 22.9 25.1 29.1 32.1	26.7
L E A V I N G	D 2000
15.6 17.2 18.6 20.4 22.2 23 24.8	10.5
P A S Q U O T A N K C O	C 2000
2.3 5 7.9 10.8 13.9 17 19.8 22.1 25.2 28.3 30.6 34.6 37.5	37.6

FILENAME: U_4438_Signs NORTH CAROLINA D.O.T. SIGN DETAIL

GROUND MOUNTED SIGN DESIGNS



SIGN NUMBER: 305 TYPE: D QUANTITY: 1 SIGN WIDTH: 5'-6" HEIGHT: 3'-0" TOTAL AREA: 16.5 Sq.Ft. BORDER TYPE: FLUSH RECESS: 0" WIDTH: 0.75" RADII: 3" NO. Z BARS: LENGTH:	BACKG COLOR: Green COPY COLOR: White SYMBOL X Y WID HT ARLONG 5.4 13.8 4 9.2 MAT'L: 0.125" (3.2 mm) ALUMINUM	DESIGN BY: DP PROJECT ID: U-4438 CHECKED BY: AIA DIV: 1 DATE: Dec 15, 2010
---	--	--

USE NOTES: 1,2
1. Legend and border shall be direct applied Grade C sheeting.
2. Background shall be Grade C reflective sheeting.

LETTER POSITIONS

Letter locations are panel edge to lower left corner													Series/Size Text Length	
E	L	I	Z	A	B	E	T	H	C	I	T	Y	D 2000	
16.1	19.2	22.3	23.6	26.7	30.7	34.1	36.9	40	42.7	46.7	50.3	51.5	54.2	41.6
S	T	A	T	E	U	N	I	V					D 2000	
21.5	24.5	27.2	30.9	34	36.4	40.4	44.1	47.8	49				30.6	
U	S	C	O	A	S	T	G	U	A	R	D		D 2000	
13.3	16.7	19.4	23.4	27	30.3	34	37.1	39.6	43.6	47.2	50.5	54.5	57.9	47.3
B	A	S	E										D 2000	
30.5	33.5	37.2	40.6										12.6	

FILENAME: U_4438_Signs NORTH CAROLINA D.O.T. SIGN DETAIL

SIGN NUMBER: 307 TYPE: D QUANTITY: 1 SIGN WIDTH: 5'-6" HEIGHT: 2'-6" TOTAL AREA: 13.8 Sq.Ft. BORDER TYPE: FLUSH RECESS: 0" WIDTH: 0.75" RADII: 3" NO. Z BARS: LENGTH:	BACKG COLOR: Green COPY COLOR: White SYMBOL X Y WID HT MAT'L: 0.125" (3.2 mm) ALUMINUM	DESIGN BY: DP PROJECT ID: U-4438 CHECKED BY: AIA DIV: 1 DATE: Aug 24, 2010
---	---	--

USE NOTES: 1,2
1. Legend and border shall be direct applied Grade C sheeting.
2. Background shall be Grade C reflective sheeting.

LETTER POSITIONS

Letter locations are panel edge to lower left corner													Series/Size Text Length
P	A	R	T	O	F	T	H	E					D 2000
15.2	18.1	22.1	25.2	27.6	31.6	35.4	37.8	41.8	44.9	48.6			35.9
P	A	S	Q	U	O	T	A	N	K				D 2000
11.8	15.5	20.2	24.3	29	33.5	37.7	41.1	46.1	50.7				42.4
R	I	V	E	R	B	A	S	I	N				D 2000
12.7	17	18.5	23.1	27	30.4	35.4	39.2	43.9	48.1	50.1			40.8

FILENAME: U_4438_Signs NORTH CAROLINA D.O.T. SIGN DETAIL

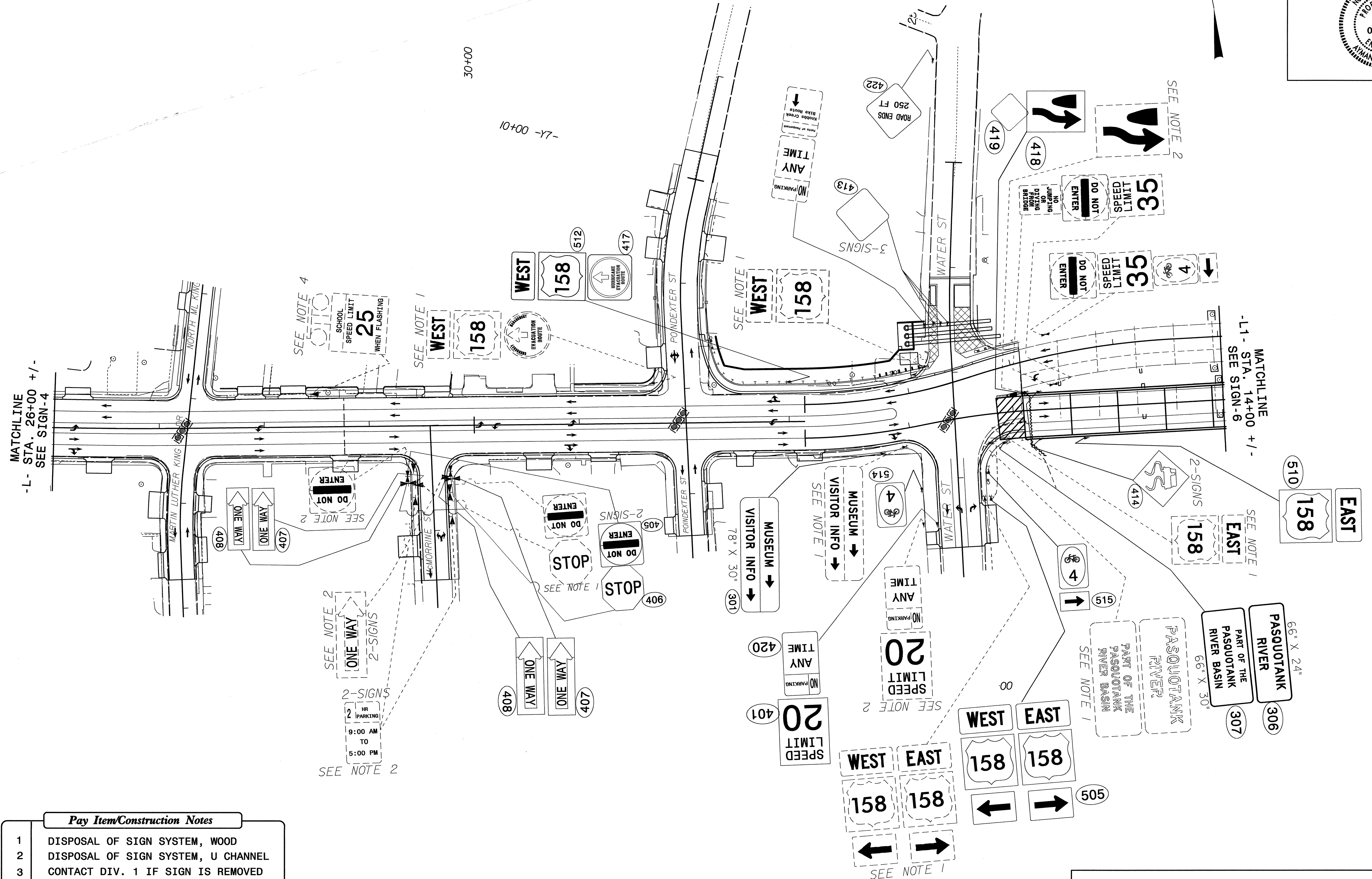
SIGN NUMBER: 306 TYPE: D QUANTITY: 1 SIGN WIDTH: 5'-6" HEIGHT: 2'-0" TOTAL AREA: 11.0 Sq.Ft. BORDER TYPE: FLUSH RECESS: 0" WIDTH: 0.75" RADII: 3" NO. Z BARS: LENGTH:	BACKG COLOR: Green COPY COLOR: White SYMBOL X Y WID HT MAT'L: 0.125" (3.2 mm) ALUMINUM	DESIGN BY: DP PROJECT ID: U-4438 CHECKED BY: AIA DIV: 1 DATE: Aug 24, 2010
---	---	--

USE NOTES: 1,2
1. Legend and border shall be direct applied Grade C sheeting.
2. Background shall be Grade C reflective sheeting.

LETTER POSITIONS

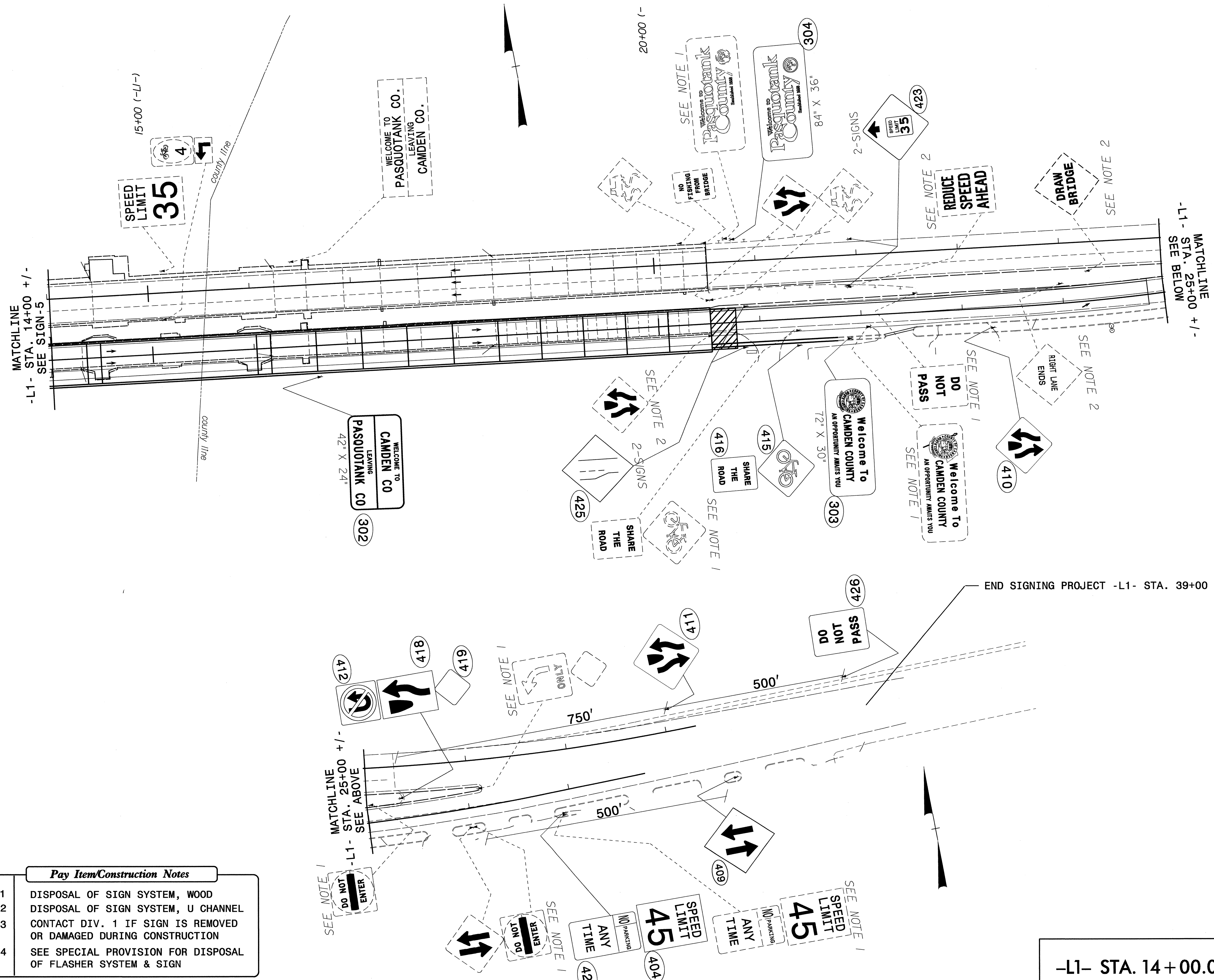
Letter locations are panel edge to lower left corner													Series/Size Text Length
P	A	S	Q	U	O	T	A	N	K				D 2000
7.6	12	17.6	22.6	28.2	33.6	38.6	42.7	48.7	54.2				50.8
R	I	V	E	R									D 2000
22.7	27.8	29.7	35.1	39.9									21.2

FILENAME: U_4438_Signs NORTH CAROLINA D.O.T. SIGN DETAIL



Pay Item/Construction Notes	
1	DISPOSAL OF SIGN SYSTEM, WOOD
2	DISPOSAL OF SIGN SYSTEM, U CHANNEL
3	CONTACT DIV. 1 IF SIGN IS REMOVED OR DAMAGED DURING CONSTRUCTION
4	SEE SPECIAL PROVISION FOR DISPOSAL OF FLASHER SYSTEM & SIGN

-L- STA. 26+00.00 TO STA. 33+15.00
 -L1- STA. 10+00.00 TO STA. 14+00.00



Pay Item/Construction Notes	
1	DISPOSAL OF SIGN SYSTEM, WOOD
2	DISPOSAL OF SIGN SYSTEM, U CHANNEL
3	CONTACT DIV. 1 IF SIGN IS REMOVED OR DAMAGED DURING CONSTRUCTION
4	SEE SPECIAL PROVISION FOR DISPOSAL OF FLASHER SYSTEM & SIGN

-L1- STA. 14+00.00 TO STA. 39+00.00

END SIGNING PROJECT -L1- STA. 39+00