

TIP NO. U-4011	SHEET NO. SIGN-1
APPROVED: <i>[Signature]</i>	
DATE: 3/13/11	
SEAL	



**STATE OF NORTH CAROLINA
DEPARTMENT OF TRANSPORTATION**

**SIGNING PLANS
DURHAM COUNTY**

**LOCATION: SR 1959 (SOUTH MIAMI BOULEVARD) FROM SOUTH OF SR 2112
(METHODIST STREET) TO NORTH OF SR 1960 (BETHESDA AVENUE).**

T.I.P.: U-4011

CONTRACT: C202164

ROADWAY STANDARD DRAWING

THE FOLLOWING ROADWAY STANDARDS AS APPEAR IN "ROADWAY STANDARD DRAWINGS" - PROJECT SERVICES UNIT - N.C. DEPARTMENT OF TRANSPORTATION - RALEIGH, N.C., DATED JULY 2006 ARE APPLICABLE TO THIS PROJECT AND BY REFERENCE HEREBY ARE CONSIDERED A PART OF THESE PLANS:

STD. NO.	TITLE
904.10	ORIENTATION OF GROUND MOUNTED SIGNS
904.50	MOUNTING OF TYPE 'D', 'E' AND 'F' SIGNS ON 'U' CHANNEL POSTS

GENERAL NOTES

- SIGNS FURNISHED BY STATE
- ALL TYPE 'D' SIGNS SHALL BE MOUNTED ON TWO U-CHANNEL POSTS UNLESS OTHERWISE INDICATED ON THE PLANS.
- IF REMOVAL OR RELOCATION OF SIGNS ON PRIVATE STREET (NON-STATE MAINTAINED) IS REQUIRED DUE TO CONSTRUCTION, THE CONTRACTOR SHALL INFORM THE ENGINEER. THE WORK WILL BE COMPLETED BY OTHERS.
- SIGNING PLANS DO NOT INCLUDE TEMPORARY CONSTRUCTION SIGNING. SEE TRAFFIC CONTROL PLANS.
- WHEN NOT STATIONED OR DIMENSIONED ON PLANS, ALL 'E' AND 'F' SIGNS SHALL BE FIELD LOCATED BY THE ENGINEER
- ALL EXISTING SIGNS ON "U" CHANNEL POST WITHIN THE PROJECT LIMITS SHALL BE REMOVED AND DISPOSED OF UNLESS OTHERWISE NOTED ON PLANS.
- WHEN EXISTING SIGNS ARE REMOVED AND INSTALLED ON NEW SUPPORTS, THE RE-ERECTION SHALL IMMEDIATELY FOLLOW THE REMOVAL.
- THE BACKGROUND FOR TYPE E & F SIGNS SHALL BE TYPE C REFLECTIVE SHEETING.
- SEE ROADWAY PLANS FOR GUARD/GUIDE RAIL DETAILS.

SUMMARY OF QUANTITIES

ITEM NO.	DESC. NO.	SECT. NO.	ITEM DESCRIPTION	QUANTITY	UNIT
4072000000	903		SUPPORTS, 3 LB STEEL U-CHANNEL	550	L.F.
4102000000	904		SIGN ERECTION, TYPE E	56	EA.
4108000000	904		SIGN ERECTION, TYPE F	1	EA.
4116100000	904		SIGN ERECTION, RELOCATE SIGN TYPE E	4	EA.
4155000000	907		DISPOSAL OF SIGN SYSTEM, U-CHANNEL	24	EA.
4158000000	907		DISPOSAL OF SIGN SYSTEM, WOOD	1	EA.
4192000000	907		DISPOSAL OF SUPPORT, U-CHANNEL	4	EA.

INDEX

SHEET NO.	DESCRIPTION
SIGN - 1	SIGNING PLAN - SUMMARY OF QUANTITIES, ROADWAY STANDARD DRAWINGS, INDEX, & NOTES
SIGN - 2	"E" AND "F" SHEET
SIGN - 3 & 4	SIGN DETAIL SHEETS


PLAN PREPARED BY: N.C.D.O.T. SIGNING AND DELINEATION UNIT

R.W. KING, P.E. STATE SIGNING & DELINEATION ENGINEER

S.W. JOHNS SIGNING & DELINEATION DESIGN ENGINEER

03-MAR-2011 13:23 P:\TIP\Projects\11\Traffic\Signing\CADD\Signing Layout\Plans\Cover..E..F..Sheets.dgn
sjoons AT TEL 4/9/11

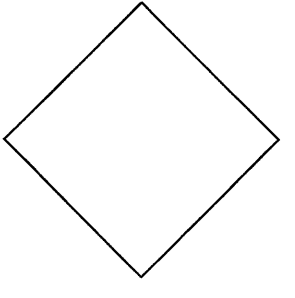
(402) QUANTITY REQ'D 5



24 X 30
R2-1

ONE "U" POST PER SIGN


(417) QUANTITY REQ'D 2



18 X 18
W23-15

MOUNT BELOW SIGN 416
IN 2 INSTALLATION


(458) QUANTITY REQ'D 4



24 X 8
S4-3

MOUNT ABOVE SIGN 462
IN 4 INSTALLATIONS


(464) QUANTITY REQ'D 5



36 X 36
R5-1

MOUNT BACK TO BACK
WITH SIGN 408
IN 5 INSTALLATIONS


(470) QUANTITY REQ'D 2




24 X 30
S5-2

MOUNT ABOVE SIGN 402
IN 2 INSTALLATIONS


(501)



1-24 X 12




1-24 X 24



1-21 X 15

ONE U-CHANNEL PER SIGN


(408) QUANTITY REQ'D 11



36 X 36
R1-1

ONE "U" POST PER SIGN


(418) QUANTITY REQ'D 1



30 X 36
R3-5(R)

MOUNT BELOW SIGN 408
IN 1 INSTALLATION


(460) QUANTITY REQ'D 2



36 X 36
S4-5

ONE "U" POST PER SIGN


(465) QUANTITY REQ'D 2



30 X 30
R5-2

MOUNT BELOW EXISTING SIGN
IN 1 INSTALLATION


(471) QUANTITY REQ'D 1



36 X 36
R3-1

ONE "U" POST PER SIGN

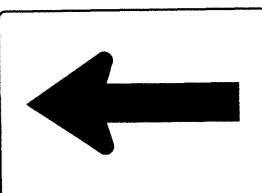
(409) QUANTITY REQ'D 2



30 X 30
W11-1

ONE "U" POST PER SIGN

(441) QUANTITY REQ'D 1

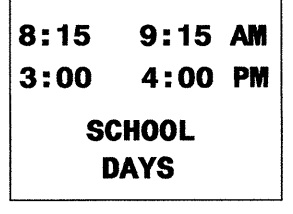


21 X 15

BLACK ON WHITE BACKGROUND

MOUNT BELOW SIGN 465
IN 1 INSTALLATION


(461) QUANTITY REQ'D 2



24 X 24
S4-1a

MOUNT BELOW SIGN 462
IN 2 INSTALLATIONS


(466) QUANTITY REQ'D 1



54 X 18
R6-1 (R)

TWO "U" POSTS PER SIGN


(472) QUANTITY REQ'D 1



36 X 36
R3-2

ONE "U" POST PER SIGN


(410) QUANTITY REQ'D 2



18 X 24
W16-1

MOUNT BELOW SIGN 409
IN 2 INSTALLATIONS


(455) QUANTITY REQ'D 1



30 X 30
R3-7

ONE "U" POST PER SIGN


(462) QUANTITY REQ'D 5



24 X 30
R2-1

ONE "U" POST PER SIGN


(467) QUANTITY REQ'D 2



24 X 10
S4-4

MOUNT BELOW SIGN 462
IN 2 INSTALLATIONS

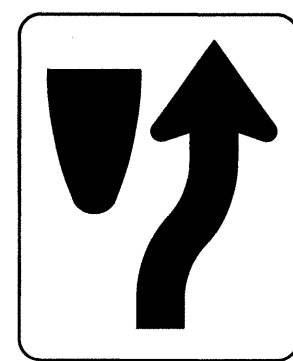
(473) QUANTITY REQ'D 1



36 X 36 X 36
R1-2

ONE "U" POST PER SIGN


(416) QUANTITY REQ'D 2



24 X 30
R4-7

ONE "U" POST PER SIGN

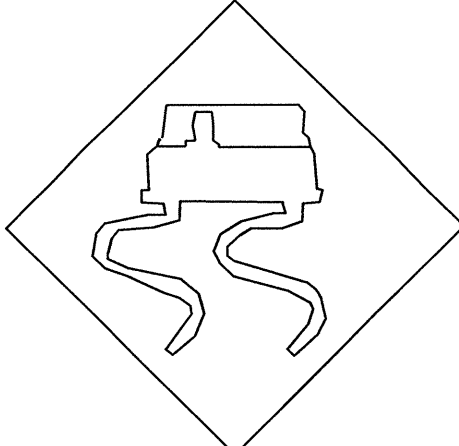
(457) QUANTITY REQ'D 1



36 X 36
S1-1

ONE "U" POST PER SIGN


(463) QUANTITY REQ'D 1



30 X 30
W8-5

ONE "U" POST PER SIGN

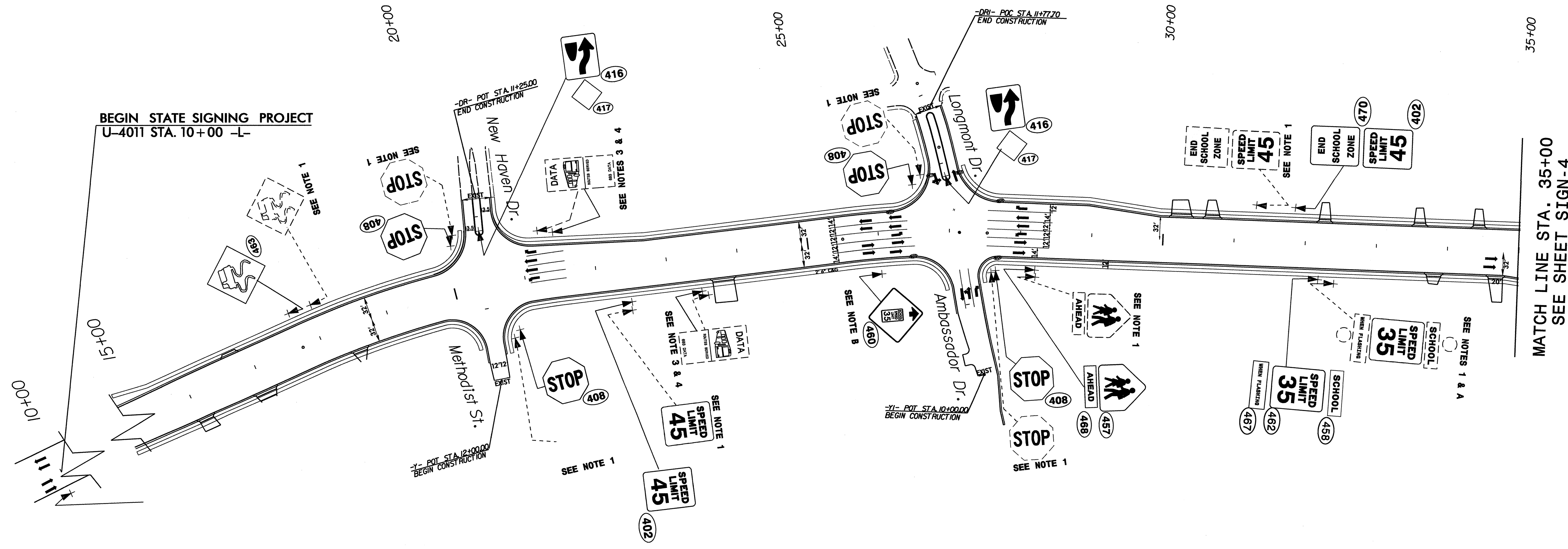
(468) QUANTITY REQ'D 1



24 X 12
W16-9p

MOUNT BELOW SIGN 457
IN 1 INSTALLATION

TYPE "E" & "F" SIGNS



PAY ITEM NOTES

- | | |
|---|-------------------------------------|
| 1 | DISPOSAL OF SIGN SYSTEM, U-CHANNEL |
| 2 | DISPOSAL OF SIGN SYSTEM, WOOD |
| 3 | SIGN ERECTION, RELOCATE SIGN TYPE E |
| 4 | DISPOSAL OF SUPPORT, U-CHANNEL |

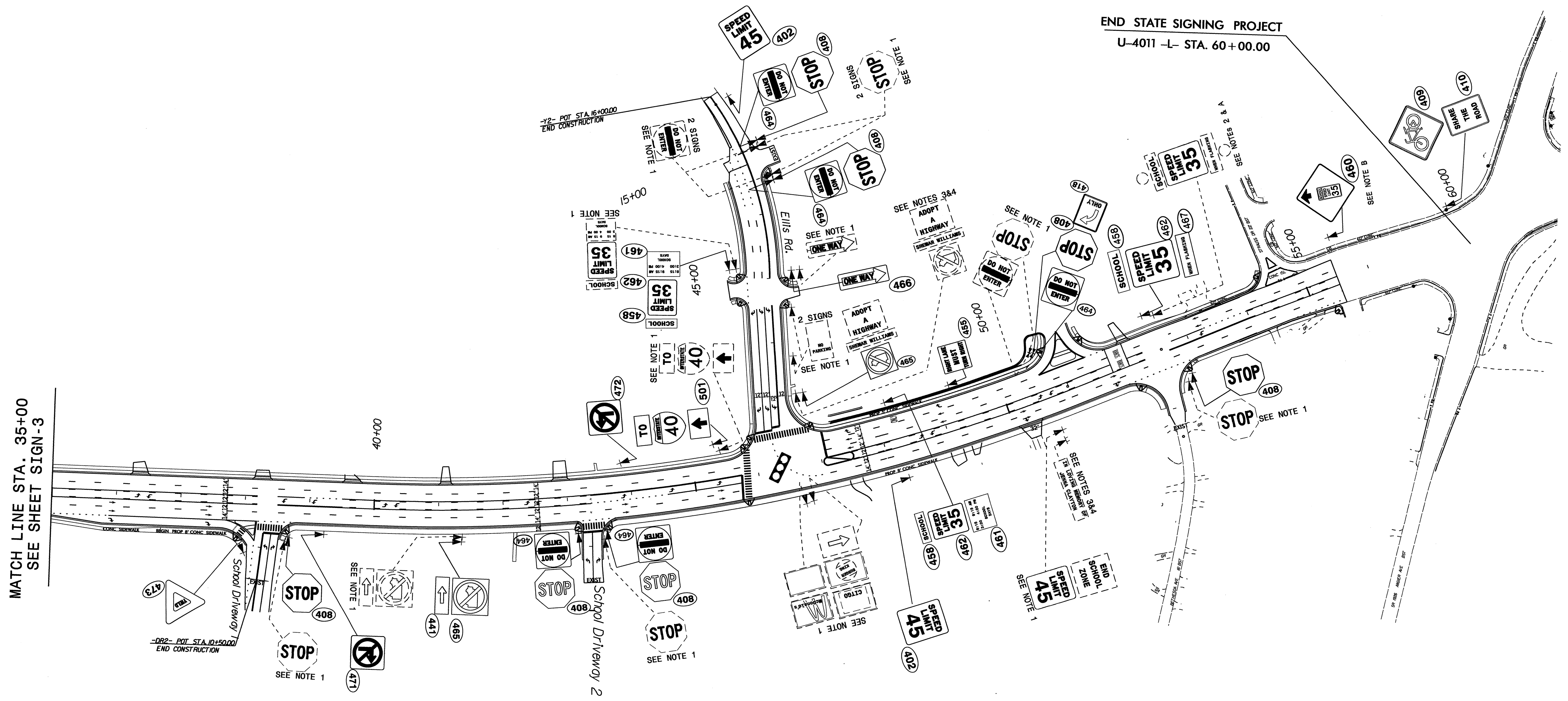
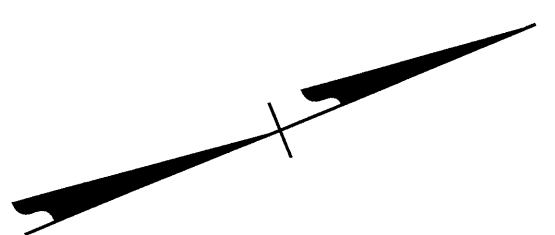
PROJECT NOTES

- | | |
|---|---|
| A | SCHOOL FLASHER TO BE RELOCATED TO NEW SIGN SYSTEM |
| B | REDUCE SPEED AHEAD WARNING SIGNS SHALL BE PLACED AT LEAST 600' ADVANCE OF REDUCED SPEED LIMIT SIGN. |

EXISTING AND PROPOSED SIGNS
-L- STA. 10+00 TO STA 35+00

PAY ITEM NOTES	
1	DISPOSAL OF SIGN SYSTEM, U-CHANNEL
2	DISPOSAL OF SIGN SYSTEM, WOOD
3	SIGN ERECTION, RELOCATE SIGN TYPE E
4	DISPOSAL OF SUPPORT, U-CHANNEL

PROJECT NOTES	
A	SCHOOL FLASHER TO BE RELOCATED TO NEW SIGN SYSTEM
B	REDUCE SPEED AHEAD WARNING SIGNS SHALL BE PLACED AT LEAST 600' IN ADVANCE OF REDUCED SPEED LIMIT SIGN.



MATCH LINE STA. 35+00
SEE SHEET SIGN-3

END STATE SIGNING PROJECT
U-4011 -L- STA. 60+00.00

EXISTING AND PROPOSED SIGNS
-L- STA. 35+00 TO STA 60+00