

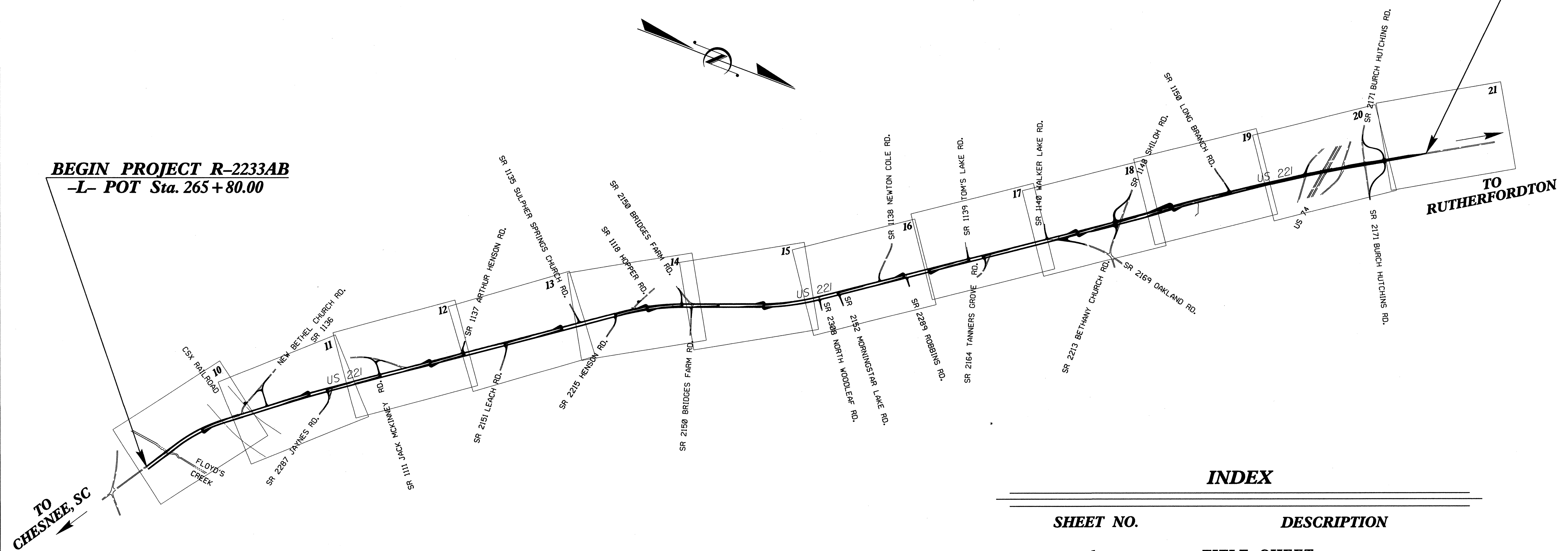
TIP NO. R-2233AB	SHEET NO. SIGN-01
APPROVED: <i>[Signature]</i>	
DATE: 7/19/10	
SEAL	

**STATE OF NORTH CAROLINA
DEPARTMENT OF TRANSPORTATION**

**SIGNING PLANS
RUTHERFORD COUNTY**

LOCATION: US 221 FROM JUST SOUTH OF FLOYD'S CREEK
TO JUST NORTH OF US 74 BYPASS

END PROJECT R-2233AB
-L- POT Sta. 584 + 00.00



BEGIN PROJECT R-2233AB
-L- POT Sta. 265 + 80.00

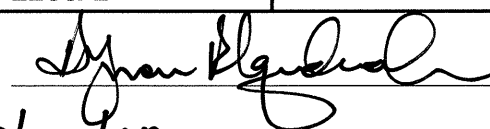

PLAN PREPARED BY: N.C.D.O.T. SIGNING SECTION
 R.W. King, P.E. SIGNING ENGINEER
 A. Alqudwa, P.E. SIGNING PROJECT ENGINEER
 W.R. Dakduk SIGNING DESIGN ENGINEER

INDEX

SHEET NO.	DESCRIPTION
1	TITLE SHEET
2	SUMMARY OF QUANTITIES and NOTES
3	SUPPORT INFORMATION
4 - 7	SIGN DESIGNS
8	E SHEET
9	F SHEET
10 - 21	SIGN ROADWAY SHEETS

I5-JUL-2010 09:11
 P:\TIP-Projects\2233AB\Traffic\Signing\CADD\Quantities & GM Signs\R-2233AB0quantities.dgn
 W.R. Dakduk AT 12:47:00

CONTRACT: C202265 T.I.P.: R-2233AB

TIP NO. R-2233AB	SHEET NO. SIGN-02
APPROVED: 	
DATE: 8/30/10	
SEAL	
	

Item No.		Item Description	Quantity	Unit
Description No.	Sect. No.			
4054000000	902	PLAIN CONCRETE SIGN FOUNDATION	1	C.Y.
4066000000	903	SUPPORTS, SIMPLE STEEL BEAM	842	LB.
4072000000	903	SUPPORTS, 3 LB STEEL U-CHANNEL	6,884	L.F.
4096000000	904	SIGN ERECTION, TYPE D	11	EA.
4102000000	904	SIGN ERECTION, TYPE E	327	EA.
4108000000	904	SIGN ERECTION, TYPE F	23	EA.
4110000000	904	SIGN ERECTION, TYPE B (GROUND MOUNTED)	3	EA.
4116100000	904	SIGN ERECTION, RELOCATE SIGN TYPE D	6	EA.
4155000000	907	DISPOSAL OF SIGN SYSTEM, U-CHANNEL	128	EA.
4192000000	907	DISPOSAL OF SUPPORT, U-CHANNEL	6	EA.
4238000000	907	DISPOSAL OF SIGN, TYPE E	1	EA.
4360000000	SP	GENERIC SIGNING ITEM, DISPOSAL OF FLASHER SYSTEM	3	EA.

Pay Item Notes:	
1	DISPOSAL SIGN TYPE E
2	RELOCATE SIGN TYPE D AND E
3	DISPOSAL OF SIGN SYSTEM, U-CHANNEL

General Notes:

- . SIGNS FURNISHED BY STATE
- . ALL TYPE 'D' SIGNS SHALL BE MOUNTED ON TWO U-CHANNEL POSTS UNLESS OTHERWISE INDICATED ON THE PLANS.
- . IF REMOVAL OR RELOCATION OF SIGNS ON PRIVATE STREET (NON-STATE MAINTAINED) IS REQUIRED DUE TO CONSTRUCTION, THE CONTRACTOR SHALL INFORM THE ENGINEER. THE WORK WILL BE COMPLETED BY OTHERS.
- . SIGNING PLANS DO NOT INCLUDE TEMPORARY CONSTRUCTION SIGNING OR PAVEMENT MARKINGS. SEE TRAFFIC CONTROL PLANS.
- . WHEN NOT STATIONED OR DIMENSIONED ON PLANS, ALL 'E' AND 'F' SIGNS SHALL BE FIELD LOCATED BY THE ENGINEER
- . ALL EXISTING SIGNS ON "U" CHANNEL POST WITHIN THE PROJECT LIMITS SHALL BE REMOVED AND DISPOSED OF UNLESS OTHERWISE NOTED ON PLANS.
- . WHEN EXISTING SIGNS ARE REMOVED AND INSTALLED ON NEW SUPPORTS, THE RE-ERECTION SHALL IMMEDIATELY FOLLOW THE REMOVAL.
- . THE BACKGROUND FOR TYPE E & F SIGNS SHALL BE TYPE C REFLECTIVE SHEETING. DO NOT BEGIN FABRICATION FOR TYPES A & B SIGNS MOUNTED ON OVERHEAD STRUCTURES OR STEEL SUPPORTS UNTIL "S" DIMENSIONS HAVE BEEN FIELD VERIFIED.


SEE ROADWAY PLANS FOR GUARD/GUIDE RAIL DETAILS.

**ROADWAY STANDARD DRAWINGS
APPLICABLE TO THESE SIGNING PLANS**

901.10	903.10
901.20	904.10
901.30	904.20
901.40	904.30
901.50	904.50
901.70	1264.01
901.80	1264.02

**SUMMARY OF QUANTITIES
AND NOTES**

30-AUG-2010 11:34
 P:\TIP-projects\FY12\2233AB\Traffic\Signing\CADD\Quantities & GM Signs\R-2233AB\Quantities.dgn
 wdbkdw\at TEZ47500

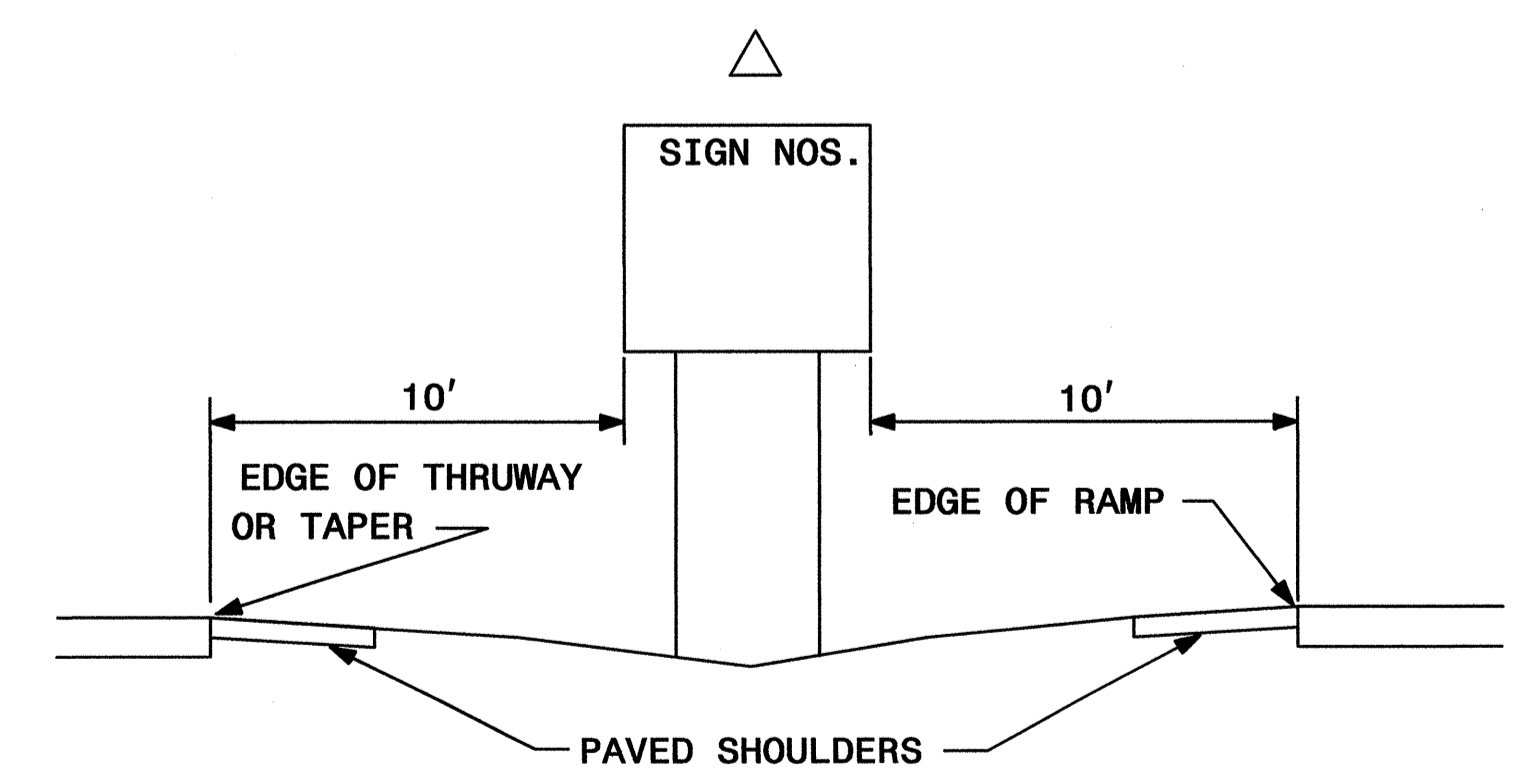
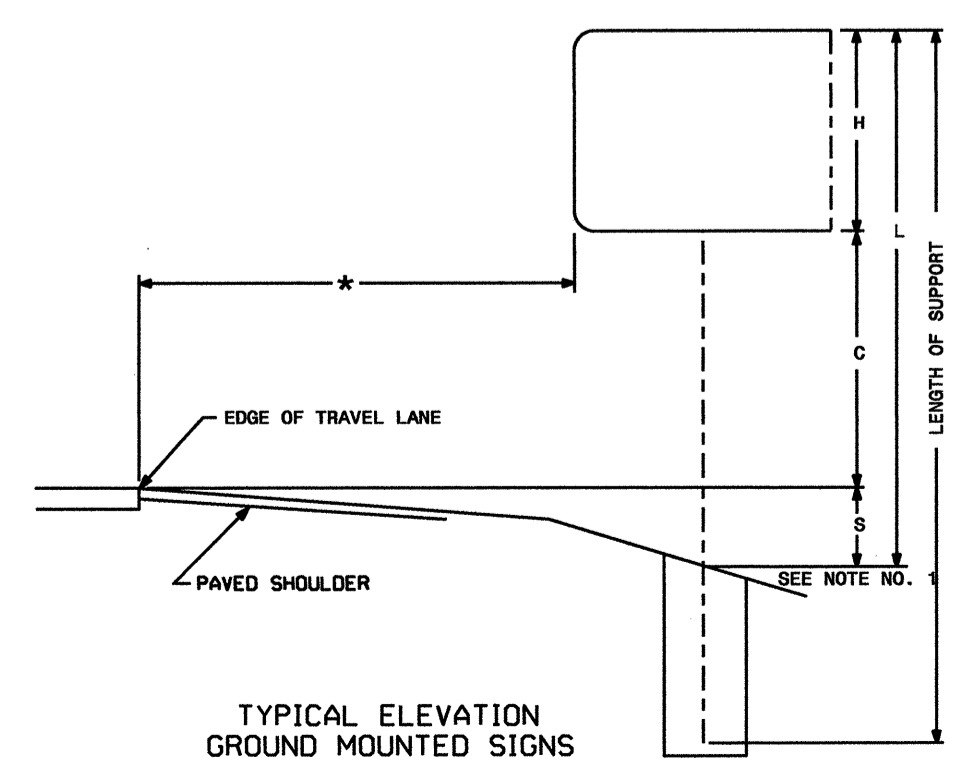
TIP NO. R-2233AB	SHEET NO. SIGN-03
APPROVED: <i>[Signature]</i>	
DATE: 7/8/10	
SEAL	
	

SIGN NO.	SIGN TYPE	SIGN SIZE (in.) w x h	ROADWAY STATION	NO. OF SUP.	BEAM SECTION	SUPPORT TYPE BA or S	ATTACH METHOD	MOUNTING METHOD	HORIZ. CLR. (ft.)	LENGTH (ft)				LEFT SUPPORT (ft)			CENTER SUPPORT (ft)			RIGHT SUPPORT (ft)			FOOTING DIAMETER (ft.)	FOOTING DEPTH (ft.)	B/A SUPPORT WEIGHTS (lbs.)	SIMPLE SUPPORT WEIGHTS (lbs.)	REINF. FTGS. (c.y.)	PLAIN FTGS. (c.y.)	FIELD VERIFIED SEE NOTE 2 (mm/dd/yy)
										SNS	HT	MTG	HT	EMBED-MENT	S	L	TOTAL LENGTH	S	L	TOTAL LENGTH	S	L							
101	B	102 X48	550+00	2	S4x7.7	S	N/A	N/A	16.00	4.00	7.00	4	3.33	14.33	18.33	0.00	0.00	0.00	5.00	16.00	20.00	1	4.5	0.00	295.14	0.00	0.26		
102	B	120 X48	562+00	2	S4x7.7	S	N/A	N/A	18.00	4.00	7.00	4	2.75	13.75	17.75	0.00	0.00	0.00	3.50	14.50	18.50	1	4.5	0.00	279.13	0.00	0.26		
103	B	102 X48	568+00	2	S4x7.7	S	N/A	N/A	20.00	4.00	7.00	3.5	2.75	13.75	17.25	0.00	0.00	0.00	3.00	14.00	17.50	1	4	0.00	267.58	0.00	0.23		

USE:	TOTAL 0.00	TOTAL 841.84	TOTAL 0.00	TOTAL 0.76
	0	842	0	1


NOTES

- DIMENSION "S" REPRESENTS AN INCREASE (+), OR A DECREASE (-) IN POLE LENGTH, RELATIVE TO THE ELEVATION OF THE EDGE OF PAVEMENT.
- FIELD VERIFICATIONS SHALL BE REQUIRED FOR ALL SUPPORTS, SEE (*) ARTICLE 903-3. FABRICATORS SHALL BE AISC CERTIFIED IN CATEGORY 1, SEE (*) ARTICLE 1072-1. (*) = N.C.D.O.T. STANDARD SPECIFICATIONS FOR ROADS AND STRUCTURES
- PLAN LOCATIONS FOR EXISTING UTILITIES ARE BASED ON THE BEST AVAILABLE INFORMATION AND, THEREFORE MAY NOT BE PRECISELY ACCURATE. THEREFORE, IT IS INCUMBENT UPON THE CONTRACTOR TO DETERMINE THE EXACT LOCATION OF UTILITIES BEFORE BEGINNING WORK IN A LOCATION.



I5-411-2010_0916
 P:\Projects\2233AB\Traffic\Signing\CADD\Quantities & GM Signs\R-2233AB0quantities.dgn
 wdkdsk

3WAY V.P.A.H.
3WAY V.G.M.T

TIP NO. R-2233AB	SHEET NO. SIGN-04
APPROVED: <i>[Signature]</i>	
DATE: 7/18/10	
SEAL	
	

SIGN NUMBER: 101
TYPE: B
QUANTITY: 1

BACKG COLOR: Green/Green
COPY COLOR: White

SYMBOL	X	Y	WID	HT
ARUP	15.4	26.7	8	12
ARUP	82.5	5.2	8	12

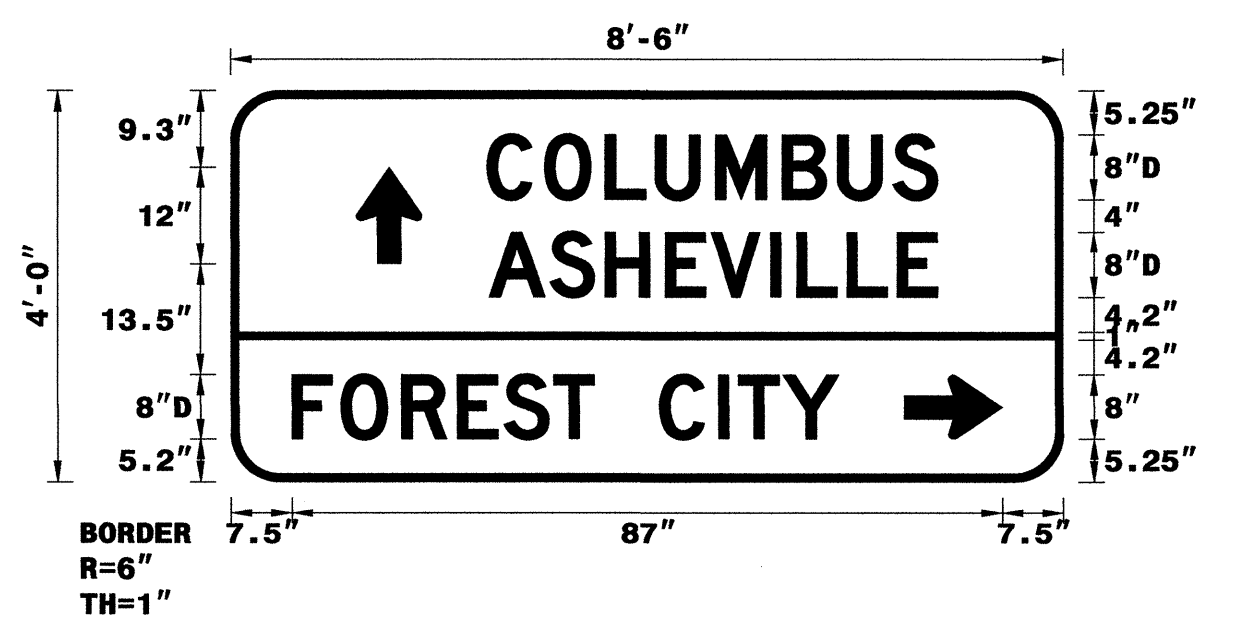
SIGN WIDTH: 8'-6"
HEIGHT: 4'-0"
TOTAL AREA: 34.0 Sq.Ft.

BORDER TYPE: FLUSH
RECESS: 0"
WIDTH: 1"
RADIUS: 6"

NO. Z BARS: 2
LENGTH: 94.0

MAT'L: 0.125" (3.2 mm) ALUMINUM

DESIGN BY: WRD
PROJECT ID: R-2233AB
CHECKED BY: DIV: 13
DATE: Jun 14, 2010



- USE NOTES: 1,2
- Legend and border shall be direct applied Grade C sheeting.
 - Background shall be Grade C reflective sheeting.
 - Shields shall be on 0.032" (0.8mm) aluminum and demountable.
 - Shields shall be Grade A, B, or C sheeting.
 - Bottom panel shall be yellow Grade C sheeting. Legend shall be direct applied black non-reflective sheeting. Yellow panel is:

LETTER POSITIONS

Letter locations are panel edge to lower left corner

Letter	C	O	L	U	M	B	U	S	Series/Size	Text Length
C O L U M B U S	31.4	38.4	45.9	52	59.4	67.6	74.4	81.2	D 2000	55.2
A S H E V I L L E	31.6	39.1	45.9	53.2	58.8	66.1	69.3	75.5	D 2000	55
F O R E S T C I T Y	7.5	13.5	20.9	27.7	33.5	39.6	44.5	52.5	D 2000	67

Spacing Factor is 1 unless specified otherwise

SIGN NUMBER: 103
TYPE: B
QUANTITY: 1

BACKG COLOR: Green/Green
COPY COLOR: White

SYMBOL	X	Y	WID	HT
ARUP	9.5	32.3	8	12
ARUP	76.6	10.8	8	12

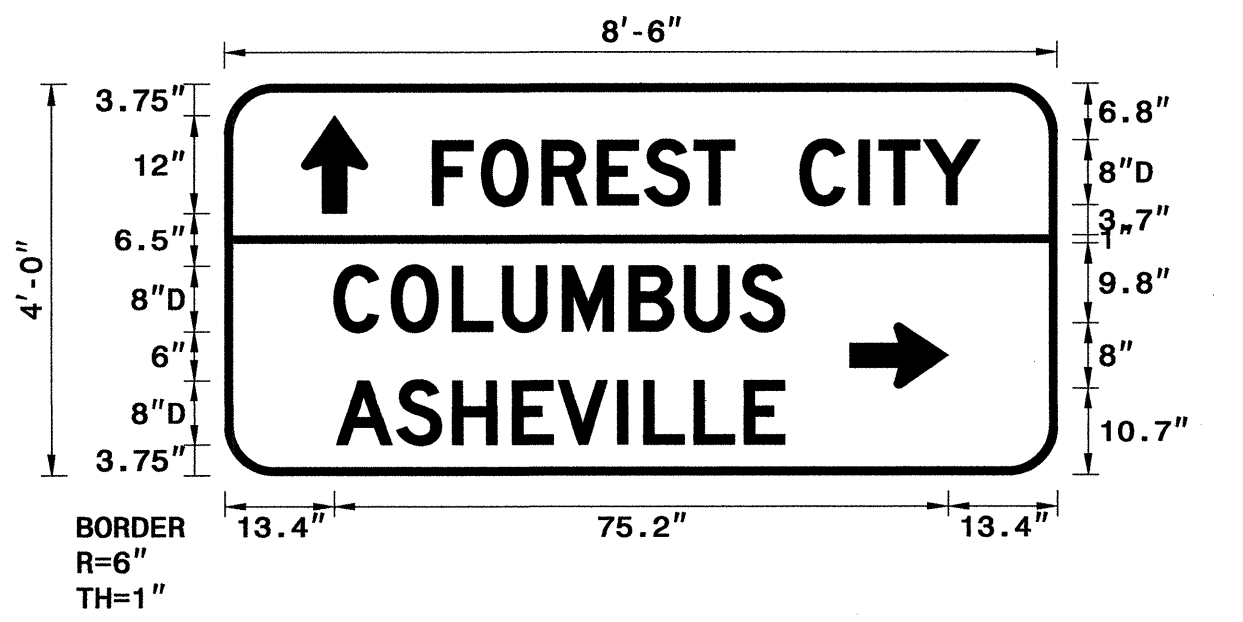
SIGN WIDTH: 8'-6"
HEIGHT: 4'-0"
TOTAL AREA: 34.0 Sq.Ft.

BORDER TYPE: FLUSH
RECESS: 0"
WIDTH: 1"
RADIUS: 6"

NO. Z BARS: 2
LENGTH: 94.0

MAT'L: 0.125" (3.2 mm) ALUMINUM

DESIGN BY: WRD
PROJECT ID: R-2233AB
CHECKED BY: DIV: 13
DATE: Jun 14, 2010



- USE NOTES: 1,2
- Legend and border shall be direct applied Grade C sheeting.
 - Background shall be Grade C reflective sheeting.
 - Shields shall be on 0.032" (0.8mm) aluminum and demountable.
 - Shields shall be Grade A, B, or C sheeting.
 - Bottom panel shall be yellow Grade C sheeting. Legend shall be direct applied black non-reflective sheeting. Yellow panel is:

LETTER POSITIONS

Letter locations are panel edge to lower left corner

Letter	F	O	R	E	S	T	C	I	T	Y	Series/Size	Text Length
F O R E S T C I T Y	25.5	31.5	38.9	45.7	51.5	57.6	62.5	70.5	77.7	80.2	D 2000	67
C O L U M B U S	13.4	20.4	27.9	34	41.4	49.6	56.4	63.2	D 2000	55.2		
A S H E V I L L E	13.6	21.1	27.9	35.2	40.8	48.1	51.3	57.5	D 2000	55		

Spacing Factor is 1 unless specified otherwise

SIGN NUMBER: 102
TYPE: B
QUANTITY: 1

BACKG COLOR: Green/Green
COPY COLOR: White

SYMBOL	X	Y	WID	HT
ARUP	9.2	32.3	8	12
ARUP	22.4	10.8	8	12

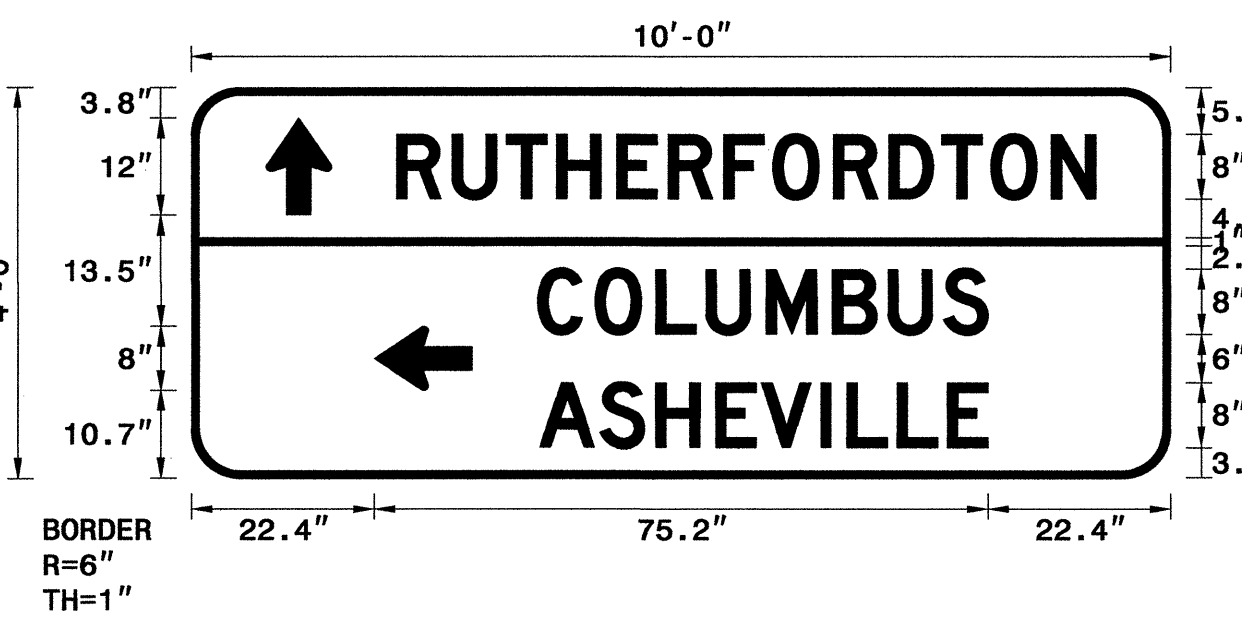
SIGN WIDTH: 10'-0"
HEIGHT: 4'-0"
TOTAL AREA: 40.0 Sq.Ft.

BORDER TYPE: FLUSH
RECESS: 0"
WIDTH: 1"
RADIUS: 6"

NO. Z BARS: 2
LENGTH: 112.0

MAT'L: 0.125" (3.2 mm) ALUMINUM

DESIGN BY: WRD
PROJECT ID: R-2233AB
CHECKED BY: DIV: 13
DATE: Jun 14, 2010



- USE NOTES: 1,2
- Legend and border shall be direct applied Grade C sheeting.
 - Background shall be Grade C reflective sheeting.
 - Shields shall be on 0.032" (0.8mm) aluminum and demountable.
 - Shields shall be Grade A, B, or C sheeting.
 - Bottom panel shall be yellow Grade C sheeting. Legend shall be direct applied black non-reflective sheeting. Yellow panel is:

LETTER POSITIONS

Letter locations are panel edge to lower left corner

Letter	R	U	T	H	E	R	F	O	R	D	T	O	N	Series/Size	Text Length
R U T H E R F O R D T O N	25.2	32	38.6	44.8	52.1	58.4	65.2	71.2	78.7	85.5	92	98	105.4	D 2000	85.7
C O L U M B U S	42.4	49.4	56.9	63	70.4	78.6	85.4	92.2	D 2000	55.2					
A S H E V I L L E	42.6	50.1	56.9	64.2	69.8	77.1	80.3	86.5	D 2000	55					

Spacing Factor is 1 unless specified otherwise

SIGN NUMBER: 301
TYPE: D
QUANTITY: 1

BACKG COLOR: Green/Green
COPY COLOR: White

SYMBOL	X	Y	WID	HT
ARUP	19.8	23	8	12
ARUP	7.1	5	8	12

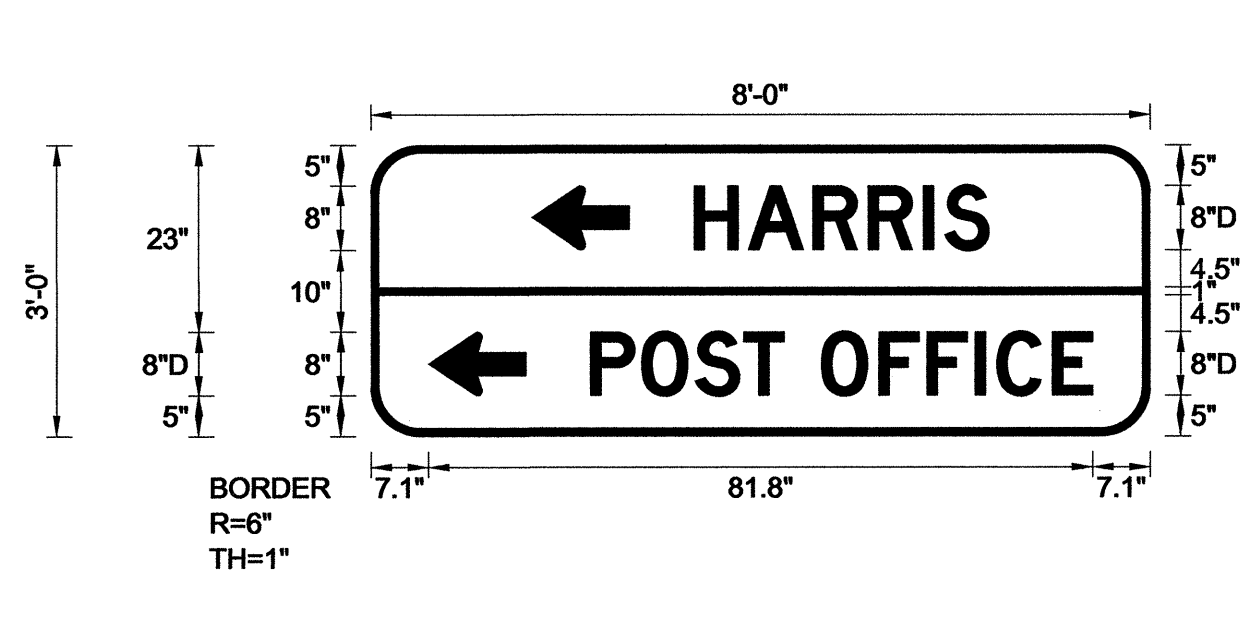
SIGN WIDTH: 8'-0"
HEIGHT: 3'-0"
TOTAL AREA: 24.0 Sq.Ft.

BORDER TYPE: FLUSH
RECESS: 0"
WIDTH: 1"
RADIUS: 6"

NO. Z BARS: 2
LENGTH: 94.0

MAT'L: 0.125" (3.2 mm) ALUMINUM

DESIGN BY: WRD
PROJECT ID: R-2233AB
CHECKED BY: DIV: 13
DATE: Apr 02, 2009



- USE NOTES: 1,2
- Legend and border shall be direct applied Grade C sheeting.
 - Background shall be Grade C reflective sheeting.
 - Shields shall be on 0.032" (0.8mm) aluminum and demountable.
 - Shields shall be Grade B sheeting.

LETTER POSITIONS

Letter spacings are to start of next letter


Letter	H	A	R	R	I	S	P	O	S	T	O	F	F	I	C	E	Series/Size	Text Length
H A R R I S P O S T O F F I C E	39.8	6.6	8	6.8	6.8	2.6	5.4	19.8	D 2000	36.3								
P O S T O F F I C E	27.1	6.3	6.6	6	5	4.6	7.1	5.9	D 2000	61.8								

Spacing Factor is 1 for HARRIS, and 0.8 for POST OFFICE

I5-111-2010_0917
P:\Projects\Traffic\Signing\CADD\Quantities & GM Signs\VR-2233AB\Quantities.dgn
wdekduk AT 12/27/2009

SIGN DESIGNS

*3 way V.R. 11/10
3 way V.G.M.T*

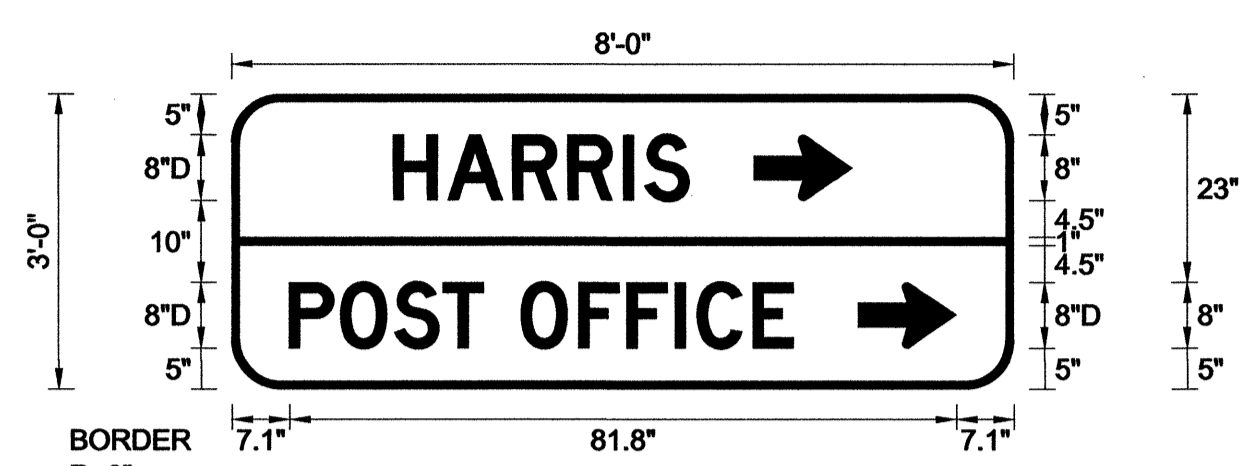
TIP NO. R-2233AB	SHEET NO. SIGN-05
APPROVED: <i>[Signature]</i>	
DATE: 7/18/10	
SEAL	
	

SIGN NUMBER: 302
TYPE: D
QUANTITY: 1
SIGN WIDTH: 8'-0"
HEIGHT: 3'-0"
TOTAL AREA: 24.0 Sq.Ft.

BACKG COLOR: Green/Green
COPY COLOR: White

SYMBOL	X	Y	WID	HT
ARUP	64.2	23	8	12
ARUP	76.9	5	8	12

DESIGN BY: WRD
PROJECT ID: R-2233AB
CHECKED BY: DIV: 13
DATE: Apr 02, 2009



USE NOTES: 1,2

- Legend and border shall be direct applied Grade C sheeting.
- Background shall be Grade C reflective sheeting.
- Shields shall be on 0.032" (0.8mm) aluminum and demountable.
- Shields shall be Grade B sheeting.

Spacing Factor is 1 for HARRIS, and 0.8 for POST OFFICE

LETTER POSITIONS

Letter spacings are to start of next letter

Series/Size	Text Length
D 2000	36.3
D 2000	61.8

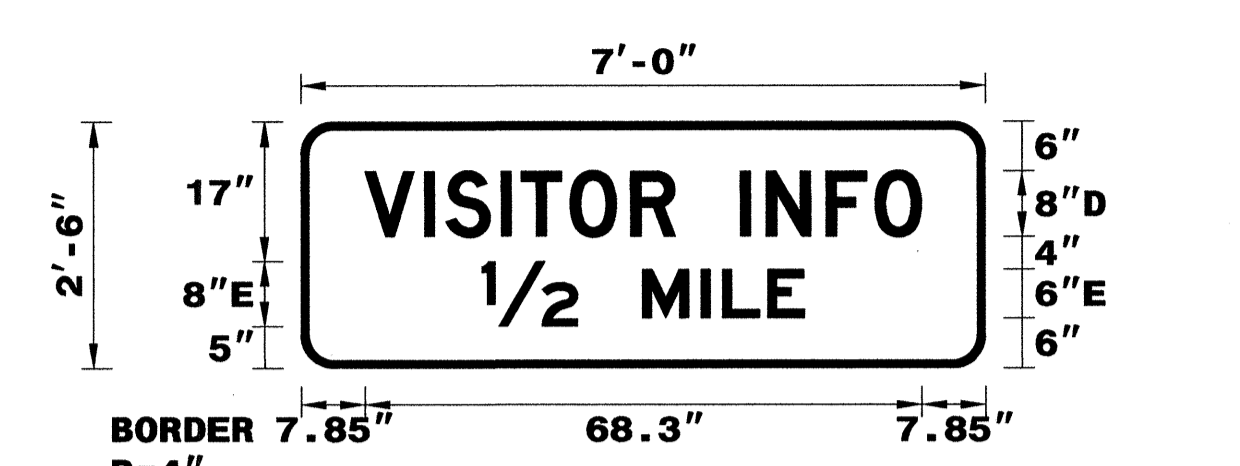
NORTH CAROLINA D.O.T. SIGN DETAIL

SIGN NUMBER: 304
TYPE: D
QUANTITY: 1
SIGN WIDTH: 7'-0"
HEIGHT: 2'-6"
TOTAL AREA: 17.5 Sq.Ft.

BACKG COLOR: Blue
COPY COLOR: White

SYMBOL	X	Y	WID	HT
ARUP				

DESIGN BY: WRD
PROJECT ID: R-2233AB
CHECKED BY: DIV: 13
DATE: Feb 10, 2010



USE NOTES: 1,2

- Legend and border shall be direct applied Grade C sheeting.
- Background shall be Grade C reflective sheeting.
- Shields shall be on 0.032" (0.8mm) aluminum and demountable.
- Shields shall be Grade B sheeting.

Spacing Factor is 1 unless specified otherwise

LETTER POSITIONS

Letter spacings are to start of next letter

Series/Size	Text Length
D 2000	68.3
E 2000	39.6

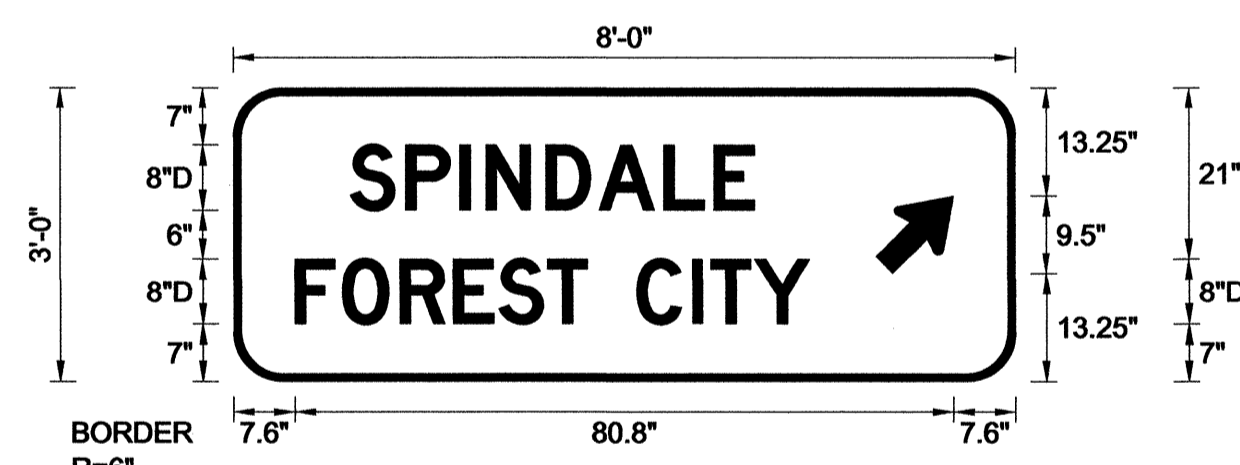
NORTH CAROLINA D.O.T. SIGN DETAIL

SIGN NUMBER: 303
TYPE: D
QUANTITY: 1
SIGN WIDTH: 8'-0"
HEIGHT: 3'-0"
TOTAL AREA: 24.0 Sq.Ft.

BACKG COLOR: Green
COPY COLOR: White

SYMBOL	X	Y	WID	HT
ARUP	78.8	13.2	8	12

DESIGN BY: WRD
PROJECT ID: R-2233AB
CHECKED BY: DIV: 13
DATE: Apr 02, 2009



USE NOTES: 1,2

- Legend and border shall be direct applied Grade C sheeting.
- Background shall be Grade C reflective sheeting.
- Shields shall be on 0.032" (0.8mm) aluminum and demountable.
- Shields shall be Grade B sheeting.

Spacing Factor is 1 for SPINDALE, and 0.8 for FOREST CITY

LETTER POSITIONS

Letter spacings are to start of next letter

Series/Size	Text Length
D 2000	49.6
D 2000	63.2

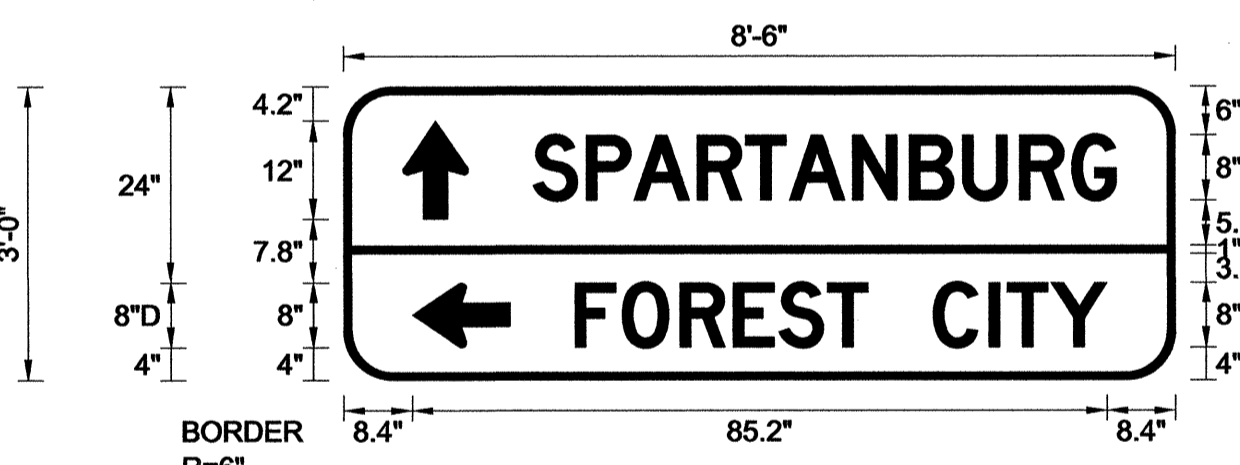
NORTH CAROLINA D.O.T. SIGN DETAIL

SIGN NUMBER: 305
TYPE: D
QUANTITY: 1
SIGN WIDTH: 8'-6"
HEIGHT: 3'-0"
TOTAL AREA: 25.5 Sq.Ft.

BACKG COLOR: Green/Green
COPY COLOR: White

SYMBOL	X	Y	WID	HT
ARUP	7.3	19.8	8	12
ARUP	8.4	4	8	12

DESIGN BY: WRD
PROJECT ID: R-2233AB
CHECKED BY: DIV: 13
DATE: Apr 02, 2009



USE NOTES: 1,2

- Legend and border shall be direct applied Grade C sheeting.
- Background shall be Grade C reflective sheeting.
- Shields shall be on 0.032" (0.8mm) aluminum and demountable.
- Shields shall be Grade B sheeting.

Spacing Factor is 0.8 unless specified otherwise

LETTER POSITIONS

Letter spacings are to start of next letter

Series/Size	Text Length
D 2000	71.5
D 2000	65.2

NORTH CAROLINA D.O.T. SIGN DETAIL

SIGN DESIGNS

I:\JUL-2010_0918_P\Pre\Projects\R-2233AB\Traffic\Signing\CADD\Quantities & GM_Signs\R-2233ABQuantities.dgn
wdakobuk AT TEL247800

[Signature]
3/24/10 GMT

TIP NO. R-2233AB	SHEET NO. SIGN-06
APPROVED: <i>[Signature]</i>	
DATE: 7/18/10	
SEAL	

SIGN NUMBER: 306
TYPE: D
QUANTITY: 1
SIGN WIDTH: 7'-6"
HEIGHT: 2'-6"
TOTAL AREA: 18.8 Sq.Ft.

BACKG COLOR: Green/Green
COPY COLOR: White

SYMBOL	X	Y	WID	HT
ARUP	9.8	19.3	6	9
ARUP	75.6	4.7	6	9

DESIGN BY: WRD
PROJECT ID: R-2233AB
CHECKED BY: DIV: 13
DATE: Jan 25, 2010

BORDER R=3" TH=0.75"

USE NOTES: 1,2

- Legend and border shall be direct applied Grade C sheeting.
- Background shall be Grade C reflective sheeting.
- Shields shall be on 0.032" (0.8mm) aluminum and demountable.
- Shields shall be Grade B sheeting.

Spacing Factor is 1 unless specified otherwise

LETTER POSITIONS

Letter spacings are to start of next letter

Letter	Series/Size	Text Length
S P A R T A N B U R G	D 2000	55.4
R U T H E R F O R D T O N	D 2000	64.3

NORTH CAROLINA D.O.T. SIGN DETAIL

SIGN NUMBER: 308
TYPE: D
QUANTITY: 1
SIGN WIDTH: 8'-0"
HEIGHT: 2'-0"
TOTAL AREA: 16.0 Sq.Ft.

BACKG COLOR: Blue
COPY COLOR: White

SYMBOL	X	Y	WID	HT
ARUP	5.8	6	8	12

DESIGN BY: WRD
PROJECT ID: R-2233AB
CHECKED BY: DIV: 13
DATE: Jan 25, 2010

BORDER R=3" TH=1"

USE NOTES: 1,2

- Legend and border shall be direct applied Grade C sheeting.
- Background shall be Grade C reflective sheeting.
- Shields shall be on 0.032" (0.8mm) aluminum and demountable.
- Shields shall be Grade B sheeting.

Spacing Factor is 1 unless specified otherwise

LETTER POSITIONS

Letter spacings are to start of next letter

Letter	Series/Size	Text Length
V I S I T O R I N F O	D 2000	68.3

NORTH CAROLINA D.O.T. SIGN DETAIL

SIGN NUMBER: 307
TYPE: D
QUANTITY: 1
SIGN WIDTH: 8'-6"
HEIGHT: 1'-6"
TOTAL AREA: 12.8 Sq.Ft.

BACKG COLOR: Blue
COPY COLOR: White

SYMBOL	X	Y	WID	HT
ARUP	83.2	5	8	12

DESIGN BY: WRD
PROJECT ID: R-2233AB
CHECKED BY: DIV: 13
DATE: Jan 25, 2010

BORDER R=3" TH=1"

USE NOTES: 1,2

- Legend and border shall be direct applied Grade C sheeting.
- Background shall be Grade C reflective sheeting.
- Shields shall be on 0.032" (0.8mm) aluminum and demountable.
- Shields shall be Grade B sheeting.

Spacing Factor is 1 unless specified otherwise

LETTER POSITIONS

Letter spacings are to start of next letter

Letter	Series/Size	Text Length
V I S I T O R I N F O	D 2000	68.3

NORTH CAROLINA D.O.T. SIGN DETAIL

SIGN NUMBER: 309
TYPE: D
QUANTITY: 1
SIGN WIDTH: 7'-6"
HEIGHT: 2'-6"
TOTAL AREA: 18.8 Sq.Ft.

BACKG COLOR: Green/Green
COPY COLOR: White

SYMBOL	X	Y	WID	HT
ARUP	71.2	19.3	6	9
ARUP	5.4	4.7	6	9

DESIGN BY: WRD
PROJECT ID: R-2233AB
CHECKED BY: DIV: 13
DATE: Jan 25, 2010

BORDER R=3" TH=0.75"

USE NOTES: 1,2

- Legend and border shall be direct applied Grade C sheeting.
- Background shall be Grade C reflective sheeting.
- Shields shall be on 0.032" (0.8mm) aluminum and demountable.
- Shields shall be Grade B sheeting.

Spacing Factor is 1 unless specified otherwise

LETTER POSITIONS

Letter spacings are to start of next letter

Letter	Series/Size	Text Length
S P A R T A N B U R G	D 2000	55.4
R U T H E R F O R D T O N	D 2000	64.3


NORTH CAROLINA D.O.T. SIGN DETAIL

SIGN DESIGNS


I:\11-2010_0918\Projects\2233AB\Traffic\Signing\CADD\Quantities & GM Signs\R-2233AB\Quantities.dgn
wdekduk AT 12/27/10

[Signature]
Sway GMT

TIP NO. R-2233AB	SHEET NO. SIGN-07
APPROVED: <i>[Signature]</i>	
DATE: 7/18/10	
SEAL	



SIGN NUMBER: 310 TYPE: D QUANTITY: 1 SIGN WIDTH: 6'-0" HEIGHT: 4'-0" TOTAL AREA: 24.0 Sq.Ft. BORDER TYPE: FLUSH RECESS: 0" WIDTH: 1.5" RADIUS: 3" NO. Z BARS: LENGTH:	BACKG COLOR: White COPY COLOR: Black SYMBOL	DESIGN BY: WRD PROJECT ID: R-2233AB	CHECKED BY: DIV: 13	DATE: Jan 26, 2010
--	---	--	------------------------	--------------------



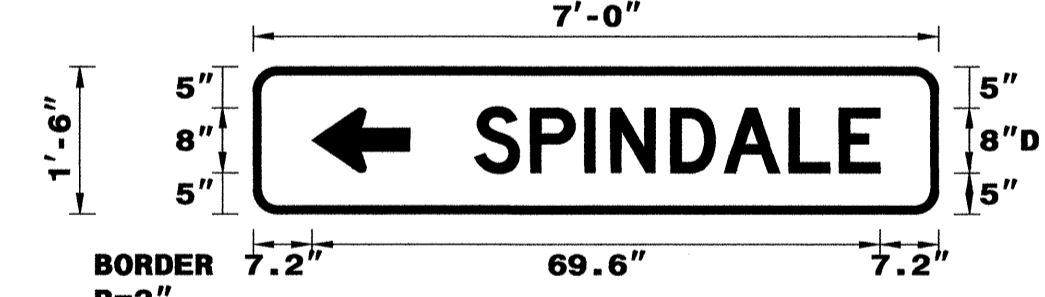
BORDER R=3" TH=1.5" Spacing Factor is 1 unless specified otherwise

LETTER POSITIONS

Letter spacings are to start of next letter											Series/Size		
	A	L	L	-	T	H	R	U			Text Length		
	8.9	7.1	5.5	4.5	6	2.1	6	5.5	6.4	6.1	4.9	8.9	E 2000
													54.1
	T	R	U	C	K	S							E 2000
	18.8	5.5	6.1	6.2	6.2	5.6	4.9	18.8					34.5
	T	O	M	A	R	I	O	N					E 2000
	11	5.3	5	6	6.7	7.1	6.1	2.5	6.4	4.9	11		50
	H	E	X	T	R	I	G	H	T				E 2000
	9.4	6.4	5.3	5.9	4.5	6	6.1	2.5	6.2	5.9	4.5	9.4	53.3

NORTH CAROLINA D.O.T. SIGN DETAIL

SIGN NUMBER: 311 TYPE: D QUANTITY: 1 SIGN WIDTH: 7'-0" HEIGHT: 1'-6" TOTAL AREA: 10.5 Sq.Ft. BORDER TYPE: FLUSH RECESS: 0" WIDTH: 1" RADIUS: 3" NO. Z BARS: LENGTH:	BACKG COLOR: Green COPY COLOR: White SYMBOL	DESIGN BY: WRD PROJECT ID: R-2233AB	CHECKED BY: DIV: 13	DATE: Jun 15, 2010
--	---	--	------------------------	--------------------



BORDER R=3" TH=1" Spacing Factor is 1 unless specified otherwise

USE NOTES: 1,2

- Legend and border shall be direct applied Grade C sheeting.
- Background shall be Grade C reflective sheeting.
- Shields shall be on 0.032" (0.8mm) aluminum and demountable.
- Shields shall be Grade A, B, or C sheeting.
- Bottom panel shall be yellow Grade C sheeting. Legend shall be direct applied black non-reflective sheeting. Yellow panel is:

LETTER POSITIONS

Letter locations are panel edge to lower left corner								Series/Size
S	P	I	N	D	A	L	E	Text Length
27.2	34	40.6	43.8	51.2	57.7	65.7	71.8	D 2000
								49.6


NORTH CAROLINA D.O.T. SIGN DETAIL

I:\JUL-2010_0919
 P:\IT\Projects\R-2233AB\Traffic\Signing\CADD\Quantities & GM Signs\R-2233AB0Quantities.dgn
 wdekduk AT 7/24/10

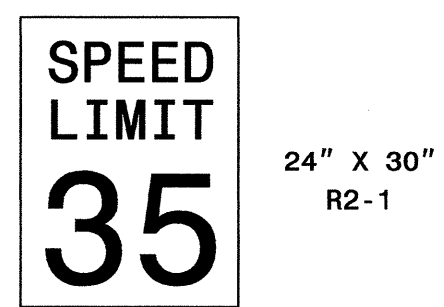
SIGN DESIGNS

3 WAY V ALUM
3 WAY V GMT

APPROVED: *[Signature]*
DATE: 8/30/10




401 QUANTITY REQ'D 2



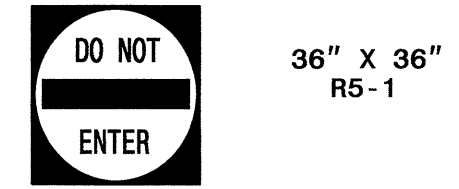
ONE "U" POST PER SIGN

406 QUANTITY REQ'D 1



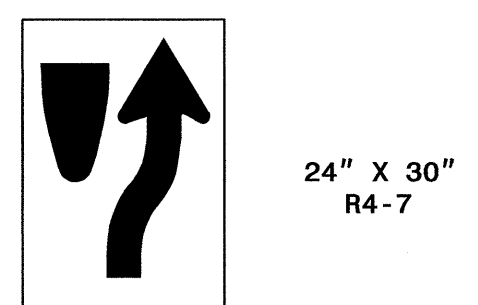
ONE "U" POST PER SIGN

411 QUANTITY REQ'D 67



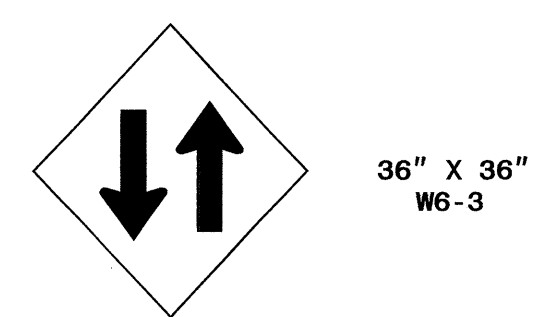
ONE "U" POST PER SIGN

416 QUANTITY REQ'D 8



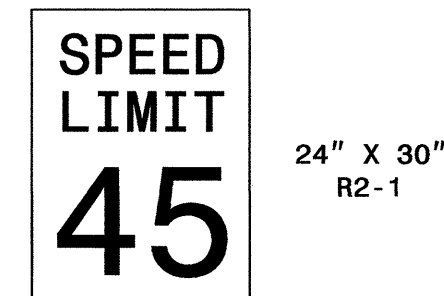
ONE "U" POST PER SIGN

421 QUANTITY REQ'D 1




ONE "U" POST PER SIGN

402 QUANTITY REQ'D 1



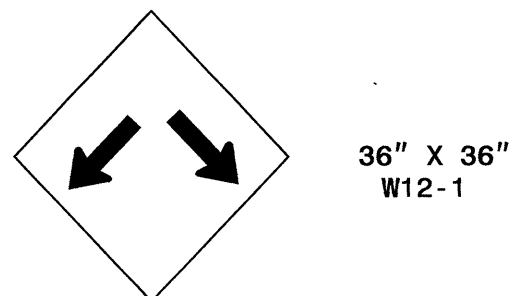
ONE "U" POST PER SIGN

407 QUANTITY REQ'D 1



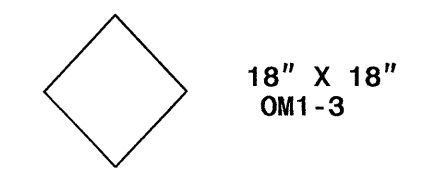
ONE "U" POST PER SIGN

412 QUANTITY REQ'D 29



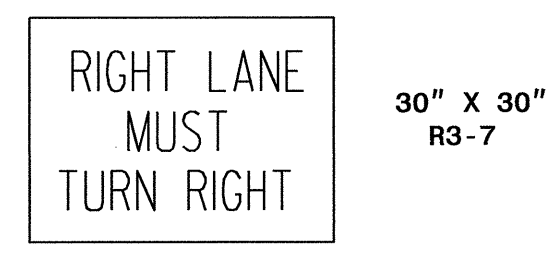
ONE "U" POST PER SIGN

417 QUANTITY REQ'D 8



MOUNT BELOW SIGN 416
IN 8 INSTALLATIONS

422 QUANTITY REQ'D 2




ONE "U" POST PER SIGN

427 QUANTITY REQ'D 2



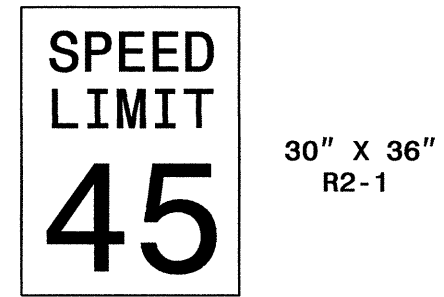
MOUNT ABOVE SIGN 403
IN 2 INSTALLATIONS

430 QUANTITY REQ'D 2




ONE "U" POST PER SIGN

403 QUANTITY REQ'D 2



ONE "U" POST PER SIGN

408 QUANTITY REQ'D 35




ONE "U" POST PER SIGN
MOUNT BELOW BACK TO BACK 413 AND 414
IN 2 INSTALLATIONS

413 QUANTITY REQ'D 42




TWO "U" POSTS PER SIGN

418 QUANTITY REQ'D 5



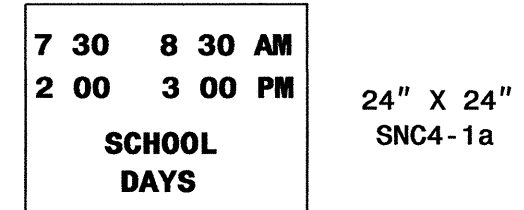
ONE "U" POST PER SIGN

424 QUANTITY REQ'D 2



Yellow/Green Reflective Sheeting
ONE "U" POST PER SIGN

428 QUANTITY REQ'D 2



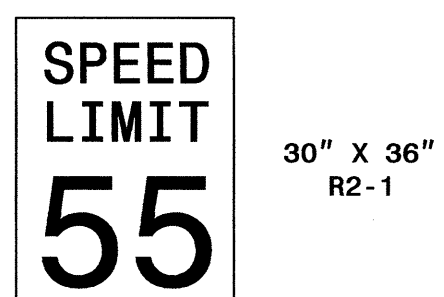
MOUNT BELOW SIGN 403
IN 2 INSTALLATIONS

431 QUANTITY REQ'D 1



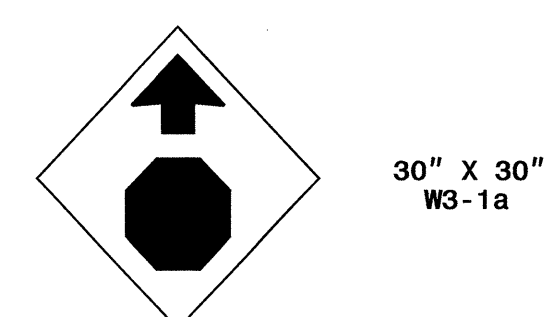
ONE "U" POST PER SIGN

404 QUANTITY REQ'D 11



ONE "U" POST PER SIGN

409 QUANTITY REQ'D 20



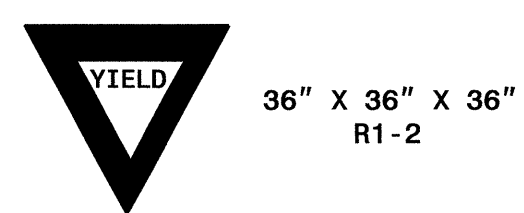
ONE "U" POST PER SIGN

414 QUANTITY REQ'D 21




TWO "U" POSTS PER SIGN
MOUNT BACK TO BACK WITH SIGN 413
IN 4 INSTALLATIONS

419 QUANTITY REQ'D 2




ONE "U" POST PER SIGN

425 QUANTITY REQ'D 2




YELLOW/GEERN REFLECTIVE SHEETING
ONE "U" POSTS PER SIGN

429 QUANTITY REQ'D 2




ONE "U" POSTS PER SIGN

432 QUANTITY REQ'D 1




MOUNT BELOW SIGN 431
IN 1 INSTALLATION

405 QUANTITY REQ'D 1




ONE "U" POST PER SIGN

410 QUANTITY REQ'D 33



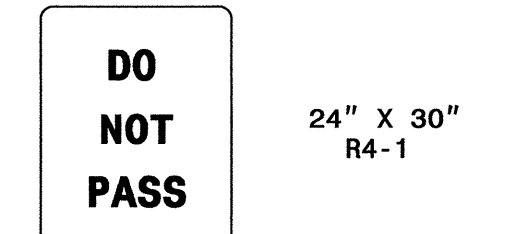
ONE "U" POST PER SIGN

415 QUANTITY REQ'D 17



ONE "U" POST PER SIGN

420 QUANTITY REQ'D 1



ONE "U" POST PER SIGN

426 QUANTITY REQ'D 2




MOUNT BELOW SIGN 425
IN 2 INSTALLATIONS

TYPE "E" SIGNS

30-AUG-2010 11:36 P:\TIP-projects-1\2233AB-Traffic\Signing\CADD\Quantities & GM Signs\R-2233ABQuantities.dgn wdakdbuk AT 12/24/2009

APPROVED: *[Signature]*
 DATE: 7/18/10



502 506
 503 508
 505 510

SOUTH NORTH 2- 24" x 12"
 221 221 2- 30" x 24"
 ↻ ↑ 2- 21" x 15"

501 509
 504 511
 507 514

NORTH SOUTH 2- 24" x 12"
 221 221 2- 30" x 24"
 ↻ ↑ 2- 21" x 15"

521

EAST 1- 24" x 12"
 74 1- 24" x 24"
 ← 1- 21" x 15"

512

JCT 1- 21" x 15"
 TRUCK 1- 24" x 12"
 221 1- 30" x 24"

517

SOUTH NORTH 2- 24" x 12"
 221 221 2- 30" x 24"
 ← → 2- 21" x 15"

522

EAST WEST 2- 24" x 12"
 74 74 2- 24" x 24"
 ↑ → 2- 21" x 15"

513

SOUTH 1- 24" x 12"
 221 1- 30" x 24"

518

NORTH SOUTH 2- 24" x 12"
 221 221 2- 30" x 24"
 ← → 2- 21" x 15"

515
 523

JCT 1- 21" x 15"
 74 1- 24" x 24"

519

WEST 1- 24" x 12"
 74 1- 24" x 24"
 ← 1- 21" x 15"

516

WEST EAST 2- 24" x 12"
 74 74 2- 24" x 24"
 ↑ → 2- 21" x 15"

520

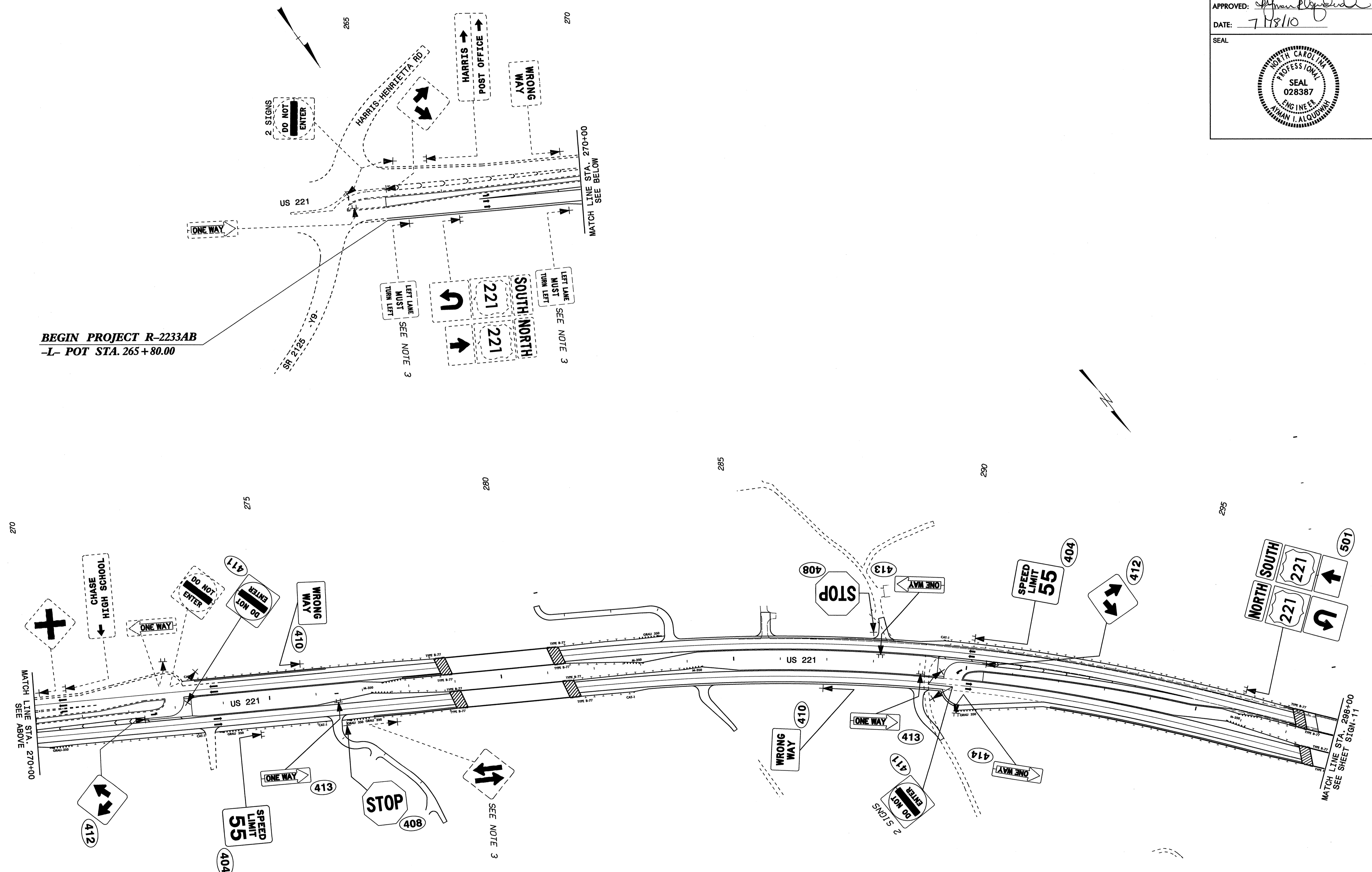
NORTH 1- 24" x 12"
 221 1- 30" x 24"

TYPE "F" SIGNS

I5-111-2010_09-21
 F:\TIP-Projects\R-2233AB-Traffic\Signing\CADD\Quantities & GM Signs\R-2233AB0Quantities.dgn
 wdek.dok AT 12:27:00

[Handwritten initials]

TIP NO. R-2233AB	SHEET NO. SIGN-10
APPROVED: <i>[Signature]</i>	
DATE: 7/18/10	
SEAL	




BEGIN PROJECT R-2233AB
-L- POT STA. 265+80.00

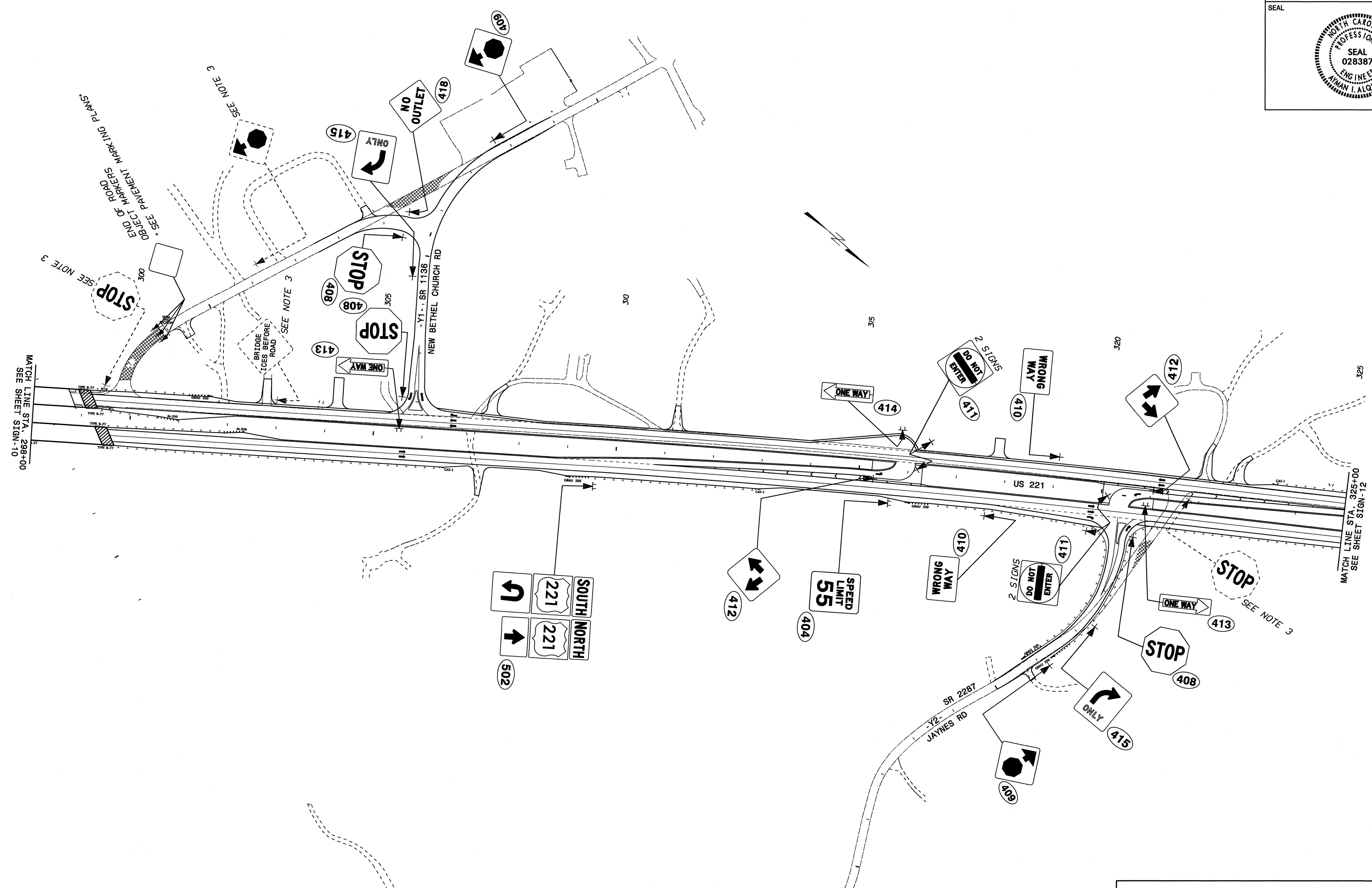
EXISTING AND PROPOSED SIGNS
BEGINNING OF SIGNING PROJECT TO STA. 298+00
US 221

I5-1111-2010_09:47
 P:\TIP\Projects\R-2233AB\Traffic\Signing\Layout\Plans\R-2233AB_Sgn_Sign-10.dgn
 wdekduk AT 7/24/10

3 way ✓ 7/13/10 WadDab

TIP NO. R-2233AB	SHEET NO. SIGN-11
APPROVED: <i>[Signature]</i>	
DATE: 7/18/10	
SEAL	






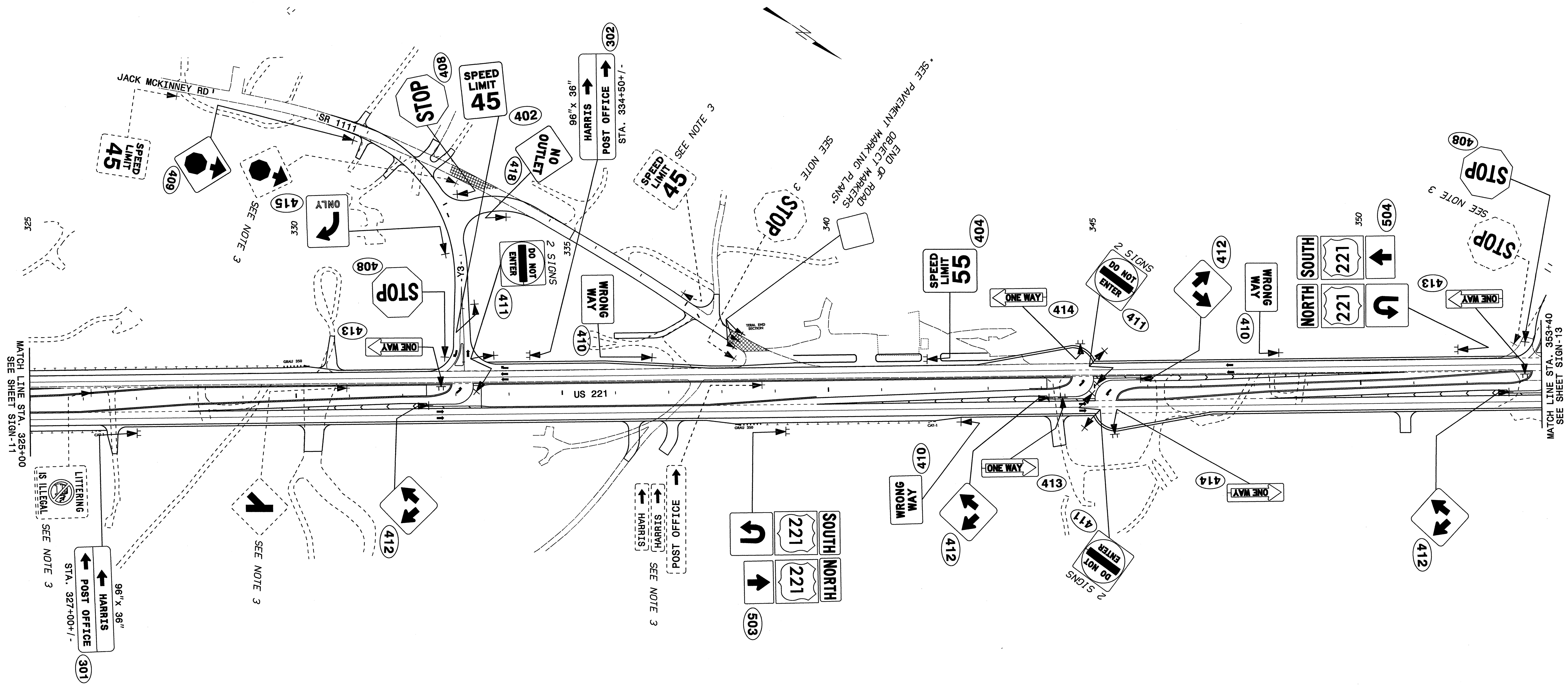
EXISTING AND PROPOSED SIGNS
 -L- STA. 298+00 TO STA. 325+00
 US 221

15-Jul-2010 09:49
 P:\Projects\2233AB\Traffic\Signing\CADD\Signing Layout Plans\R-2233AB_Sgn_Sign-11.dgn
 wdkdauk AT 1247800

3 ways 7/18/10 to Dicks

TIP NO. R-2233AB	SHEET NO. SIGN-12
APPROVED: <i>[Signature]</i>	
DATE: 7/18/10	
SEAL	



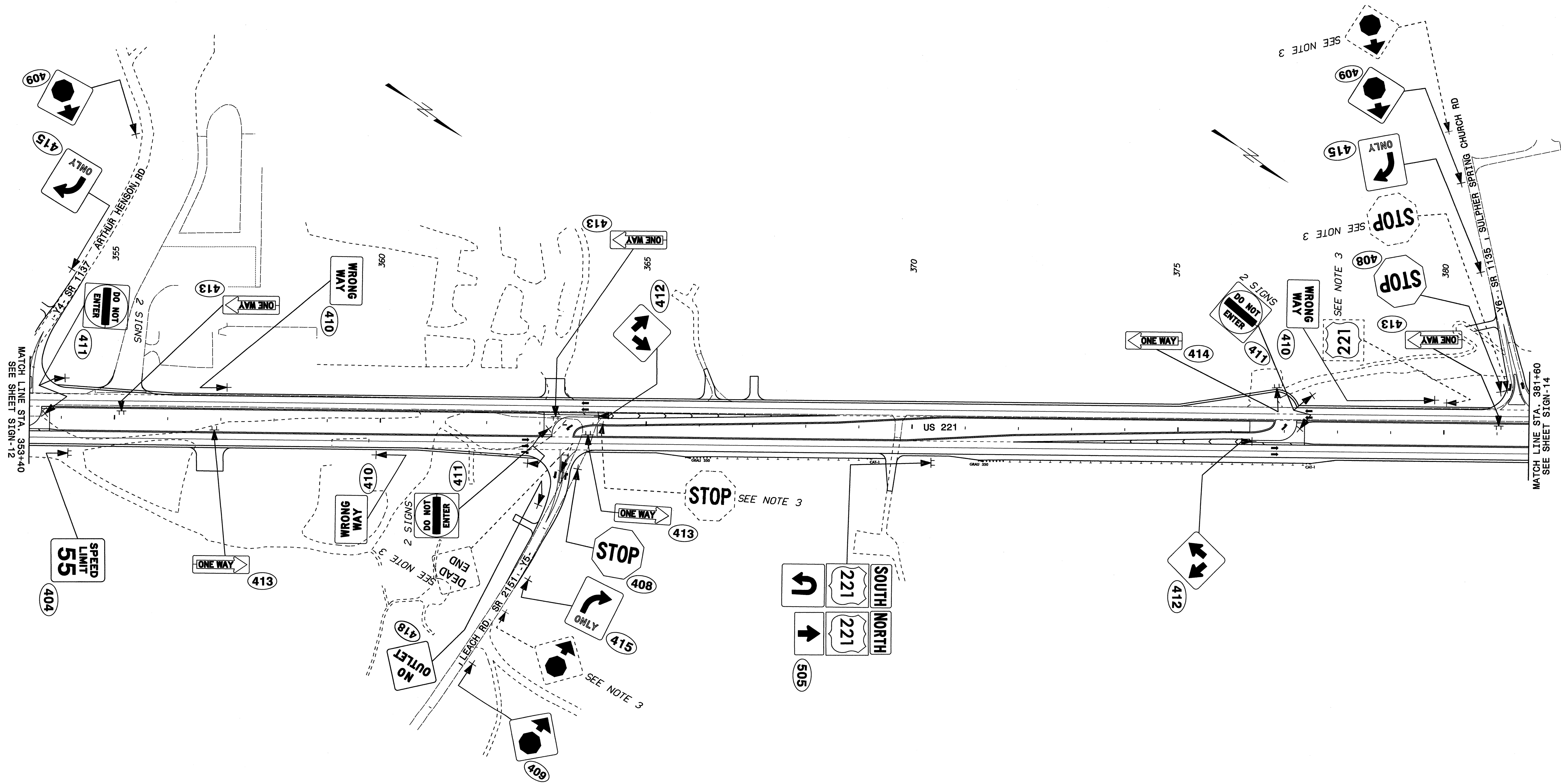


EXISTING AND PROPOSED SIGNS
 -L- STA. 325+00 TO STA. 353+40
 US 221

15-1111-2010_08450
 P:\1111-2010\Projects\15-1111-2010\Traffic\Signing\CADD\Signing_Layout_Plans\15-1111-2010_08450_Sign-12.dgn
 wdekduk AT 7/24/10

3way 7/19/10 [Signature]

TIP NO. R-2233AB	SHEET NO. SIGN-13
APPROVED: <i>[Signature]</i>	
DATE: 7/13/10	
SEAL	

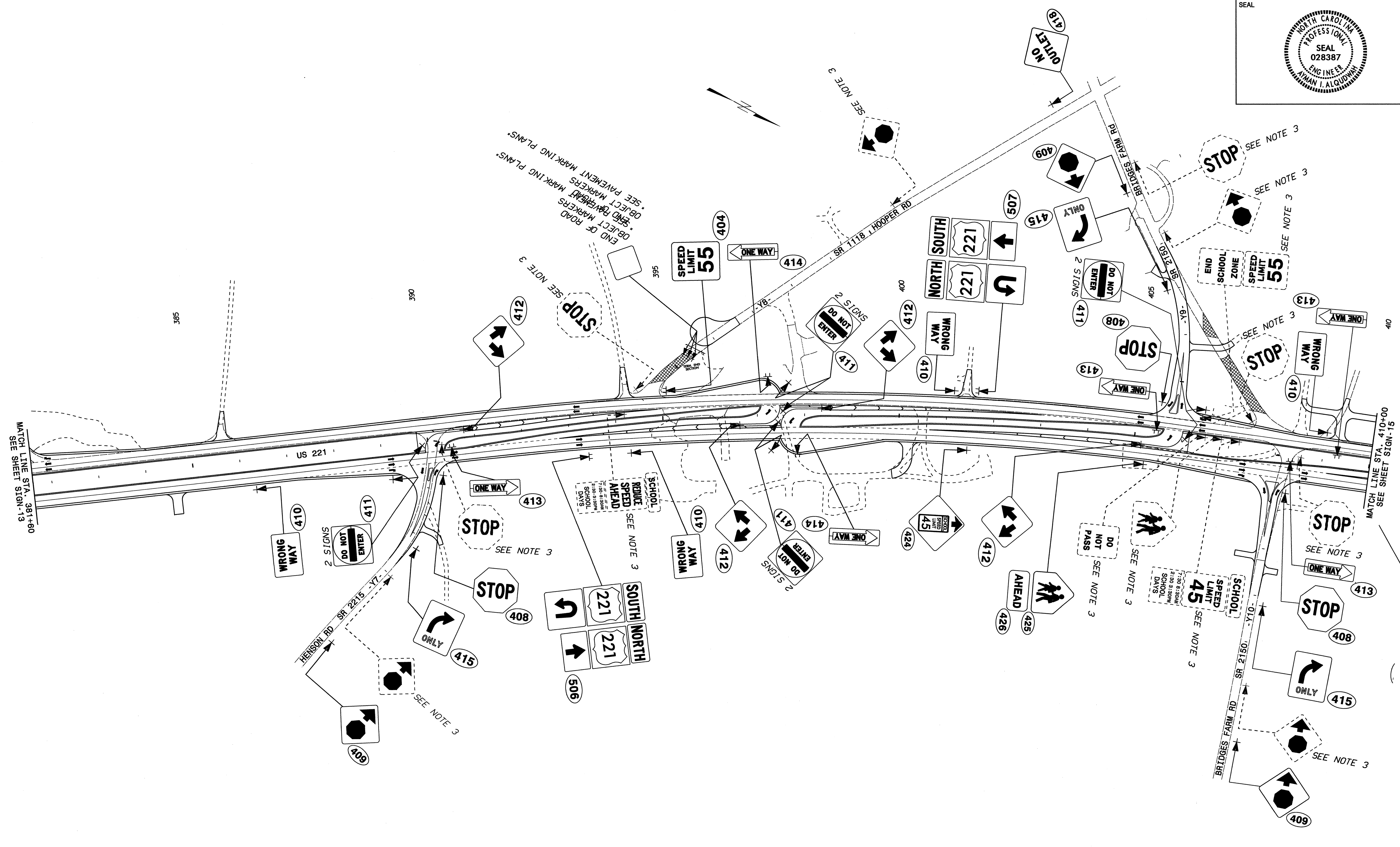


EXISTING AND PROPOSED SIGNS
 -L- STA. 353+40 TO STA. 381+60
 US 221

I5-JUL-2010 09:51
 P:\Projects\R-2233AB\Traffic\Signing\CADD\Signing Layout Plans\R-2233AB_Sgn_Sign-13.dgn
 wdbk.dwg AT TE247800

3 way 7/13/10 W. Date

TIP NO. R-2233AB	SHEET NO. SIGN-14
APPROVED: <i>[Signature]</i>	
DATE: 7/18/10	
SEAL	

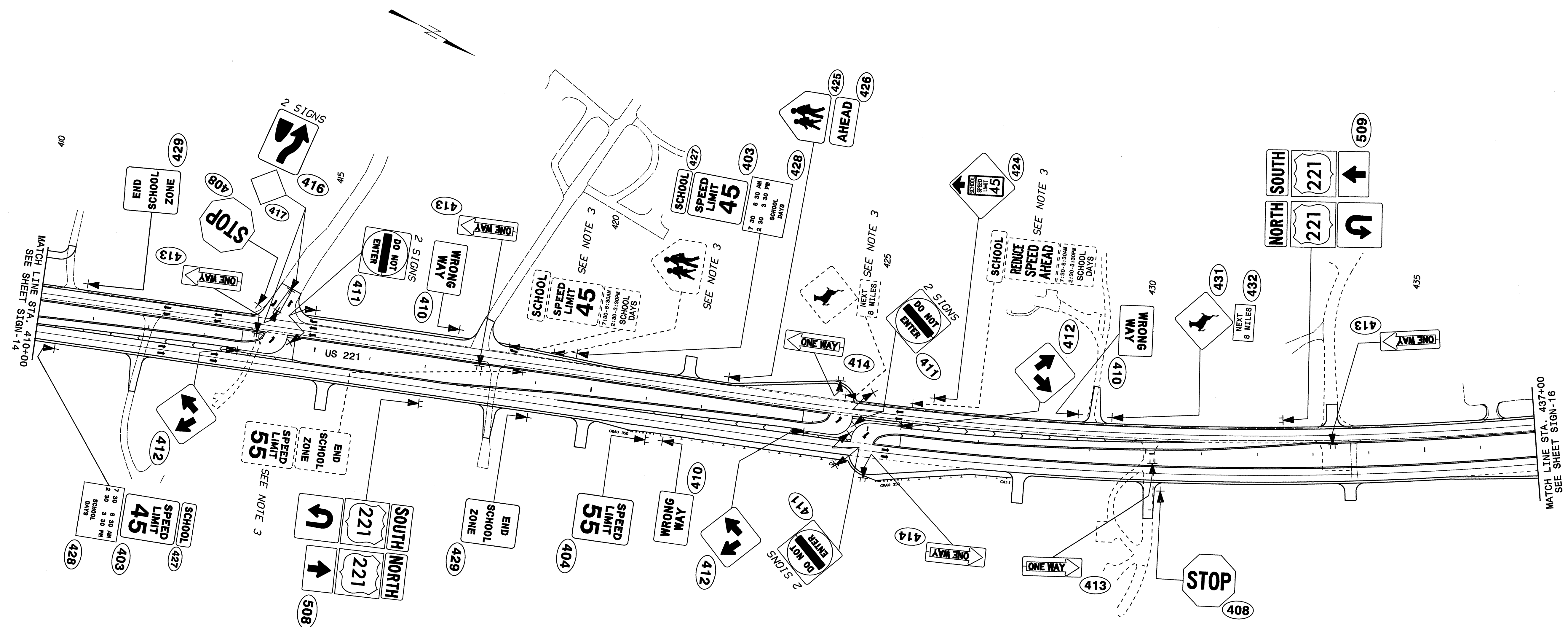


EXISTING AND PROPOSED SIGNS
 -L- STA. 381+60 TO STA. 410+00
 US 221

I5-1111-2010_09453
 P:\TIP\Projects\R-2233AB\Traffic\Signing\CADD\Signing Layout\Plans\VR-2233AB_Sgn_Sign-14.dgn
 wdekduk AT 7/27/10

3 way 7/13/10 H. [Signature]

TIP NO. R-2233AB	SHEET NO. SIGN-15
APPROVED: <i>[Signature]</i>	
DATE: 7/18/10	
SEAL	

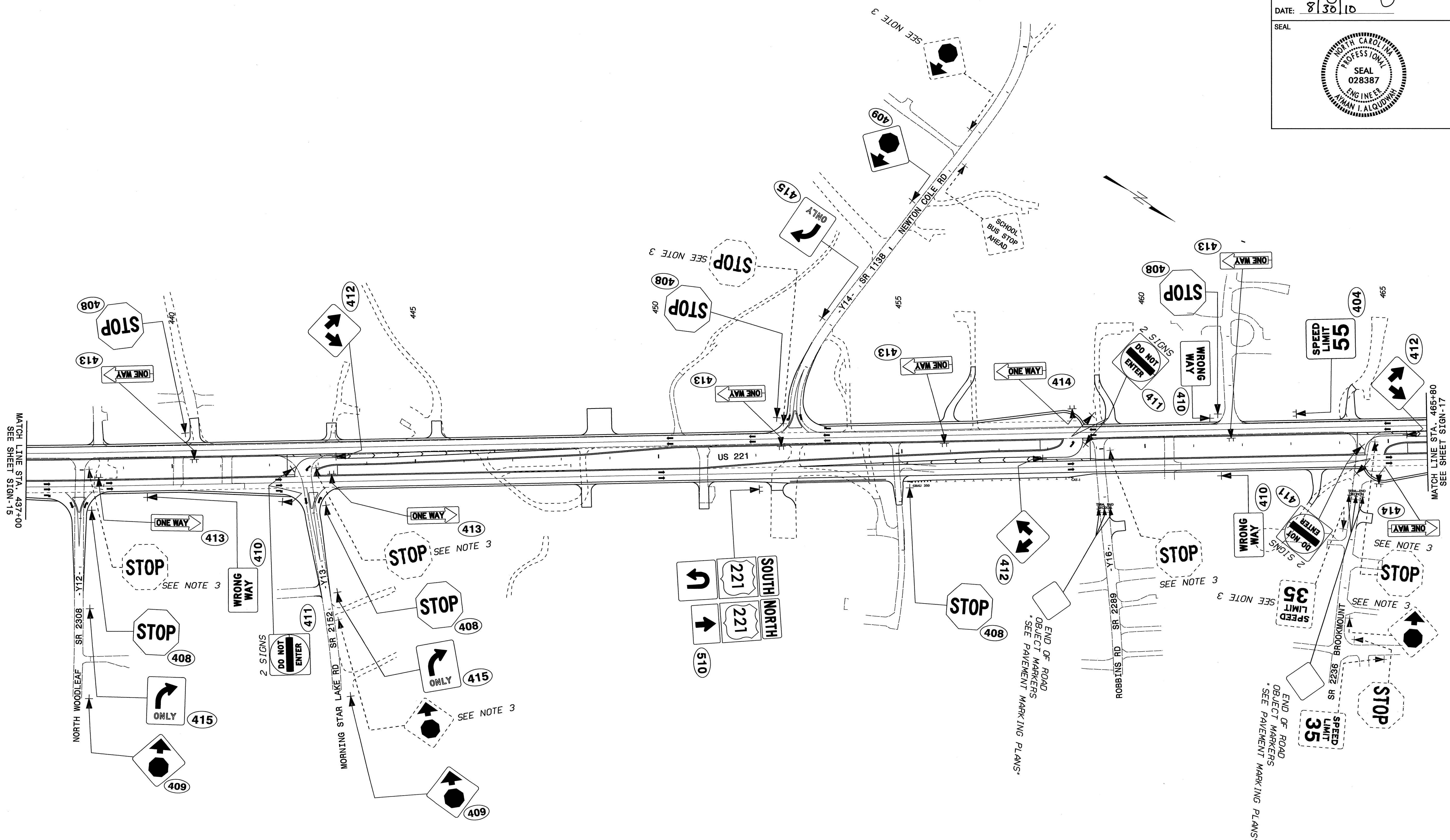


EXISTING AND PROPOSED SIGNS
 -L- STA. 410+00 TO STA. 437+00
 US 221

I5-111-2010_09:54
 F:\TIP\Projects\R2233AB\Traffic\Signing\Layout\Plans\VR-2233AB_Sgn-15.dgn
 wdekduk AT 7/24/10

3 way 7/13/10 W. Dato

TIP NO. R-2233AB	SHEET NO. SIGN-16
APPROVED: <i>[Signature]</i>	
DATE: 8/30/10	
SEAL	



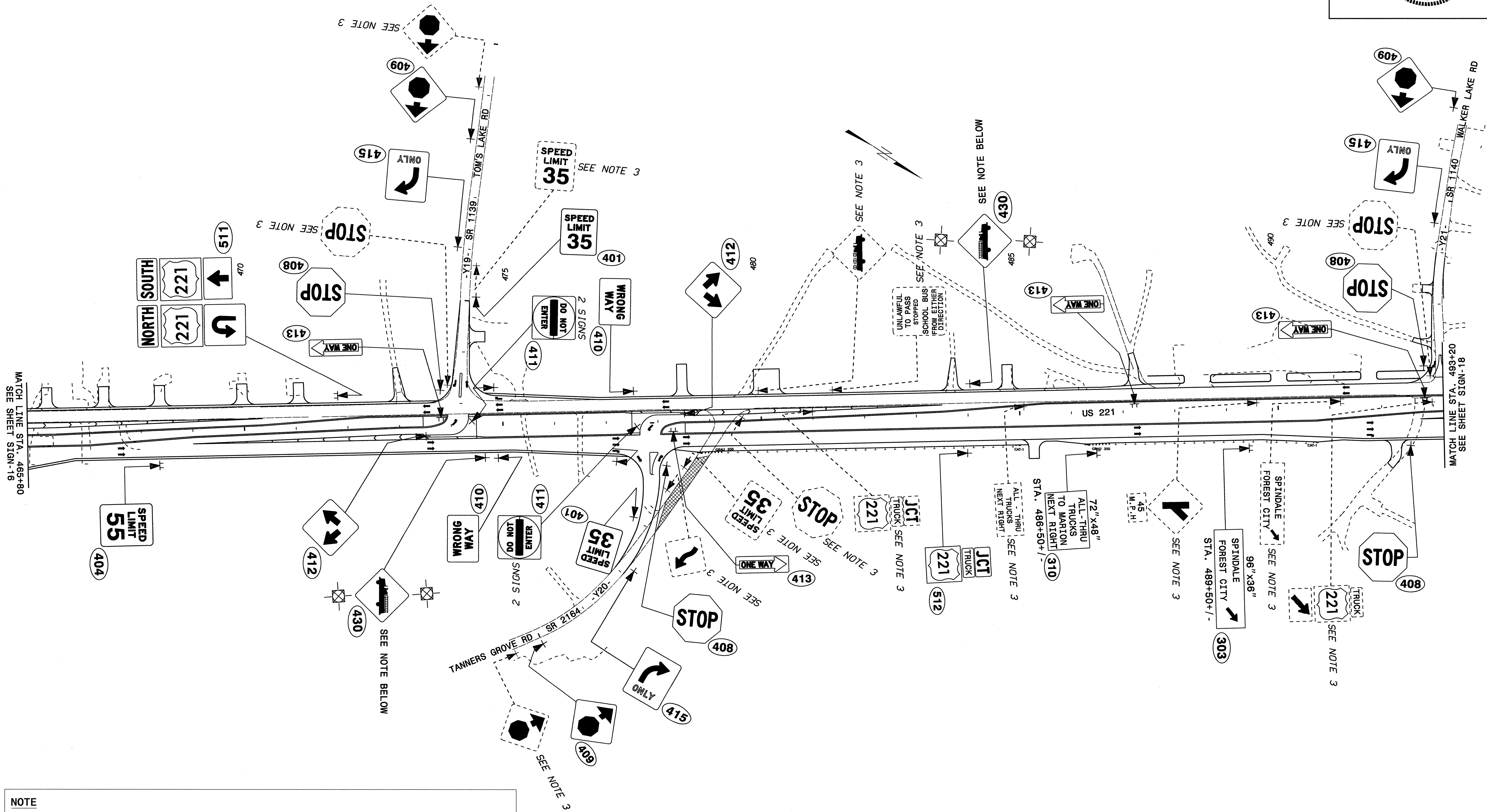
MATCH LINE STA. 437+00
SEE SHEET SIGN-15

MATCH LINE STA. 465+80
SEE SHEET SIGN-17

30-AUG-2010 11:27
 P:\TIP-projects\R-2233AB\Traffic\Signing\CADD\Signing Layout\Plans\R-2233AB_Sgn_Sign-16.dgn
 wdkdsk AT 11:27:50

EXISTING AND PROPOSED SIGNS
 -L- STA. 437+00 TO STA. 465+80
 US 221

TIP NO. R-2233AB	SHEET NO. SIGN-17
APPROVED: <i>[Signature]</i>	
DATE: 7/18/10	
SEAL	



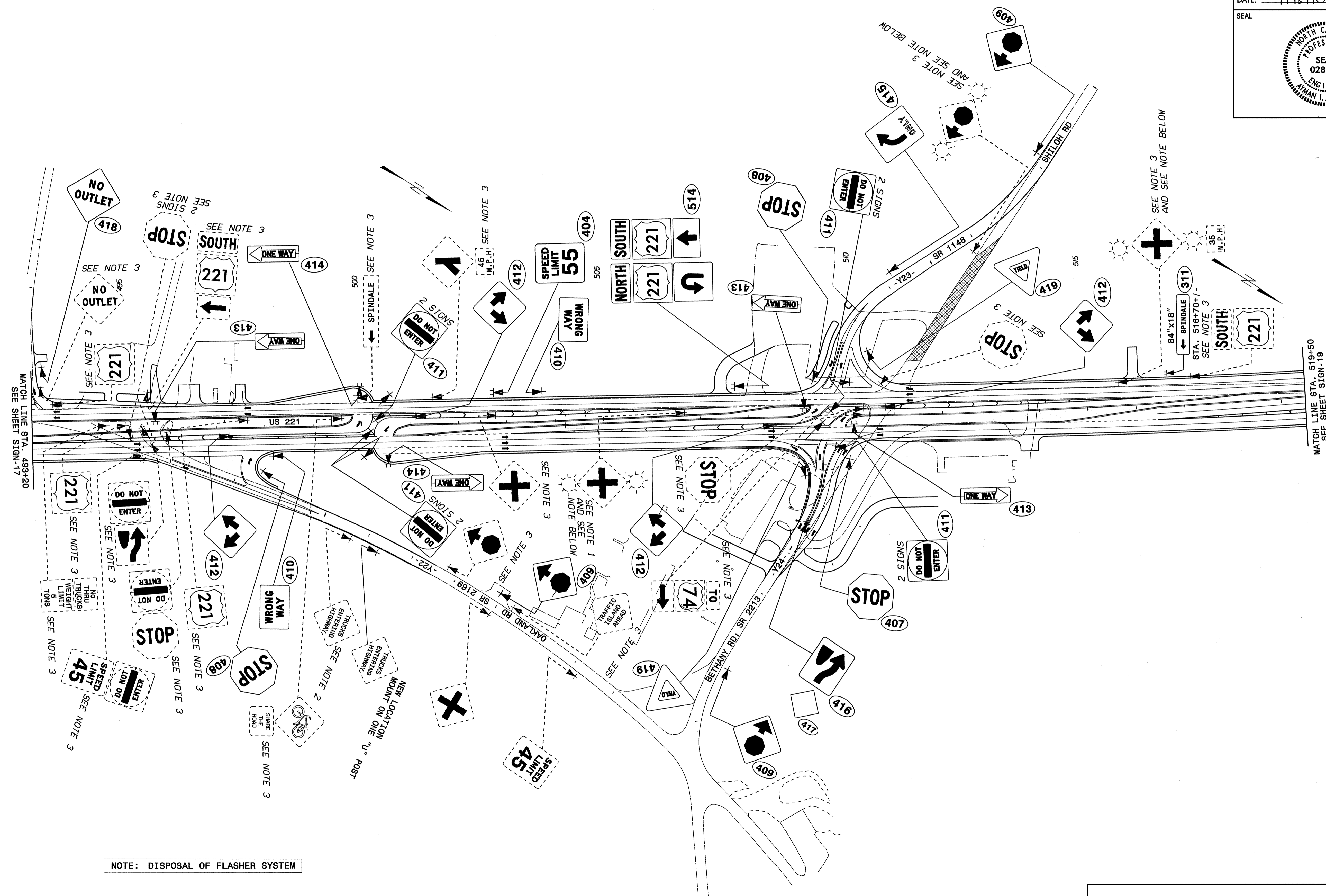
NOTE
REFER TO SIGNAL PLANS FOR THE INSTALLATION OF THE FLASHER SYSTEM SHOWN ABOVE.

EXISTING AND PROPOSED SIGNS
-L- STA. 465+80 TO STA. 493+20
US 221

I5-JUL-2010 10:22
 F:\Projects\R-2233AB\Traffic\Signing\CADD\Signing Layout Plans\R-2233AB_Sgn_Sign-17.dgn
 wdk.douk AT TE247800

3 way ✓ 7/13/10 W. Dak

TIP NO. R-2233AB	SHEET NO. SIGN-18
APPROVED: <i>[Signature]</i>	
DATE: 7/18/10	
SEAL	



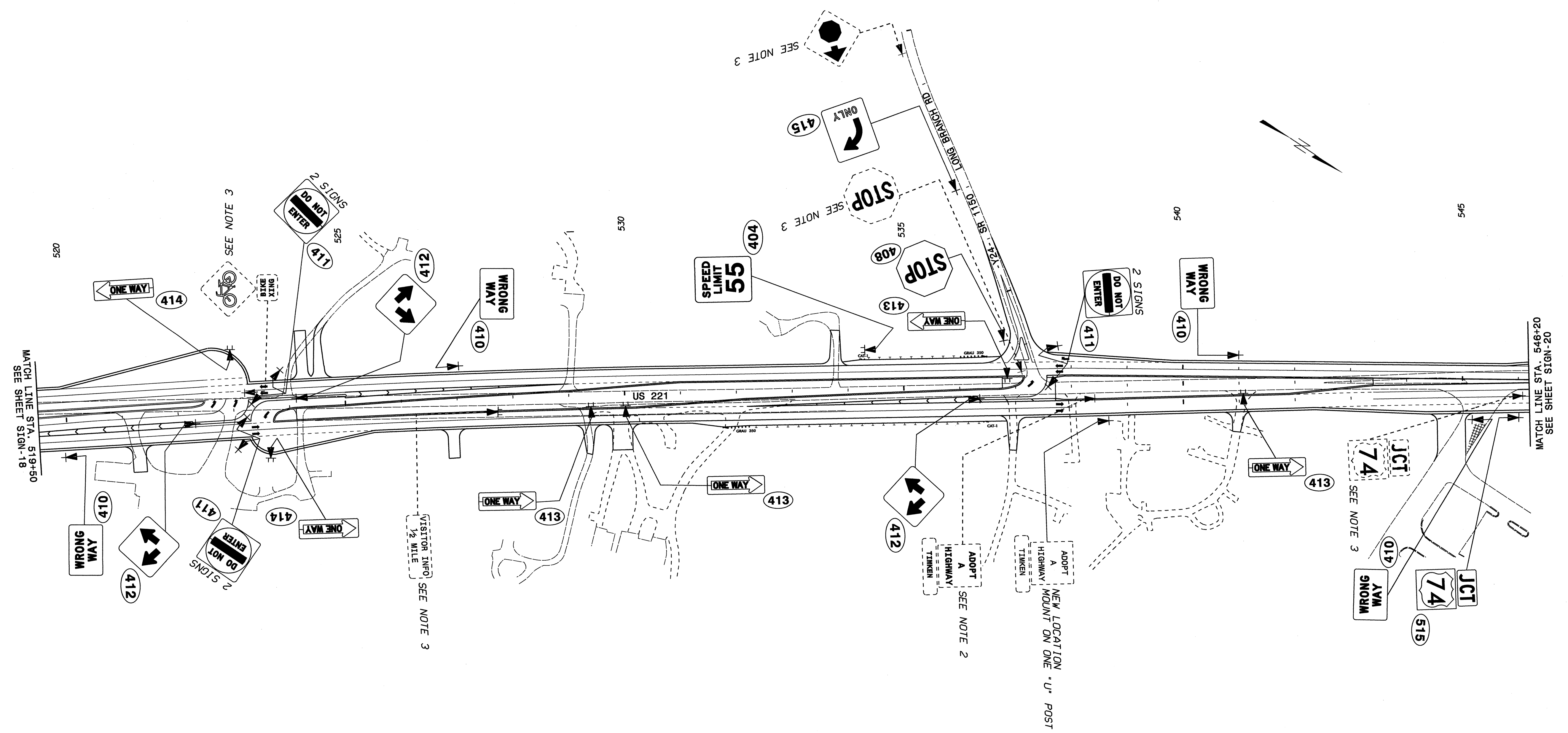
NOTE: DISPOSAL OF FLASHER SYSTEM

EXISTING AND PROPOSED SIGNS
 -L- STA. 493+20 TO STA. 519+50
 US 221

I:\11-2010_10\45
 P:\11-2010_10\45\Projects\2233AB\Traffic\Signing\Layout\Plans\R-2233AB_Sgn_Sign-18.dgn
 wdekduk AT 7/24/10

3 way ✓ 7/18/10 *[Signature]*

TIP NO. R-2233AB	SHEET NO. SIGN-19
APPROVED: <i>[Signature]</i>	
DATE: 7/18/10	
SEAL	

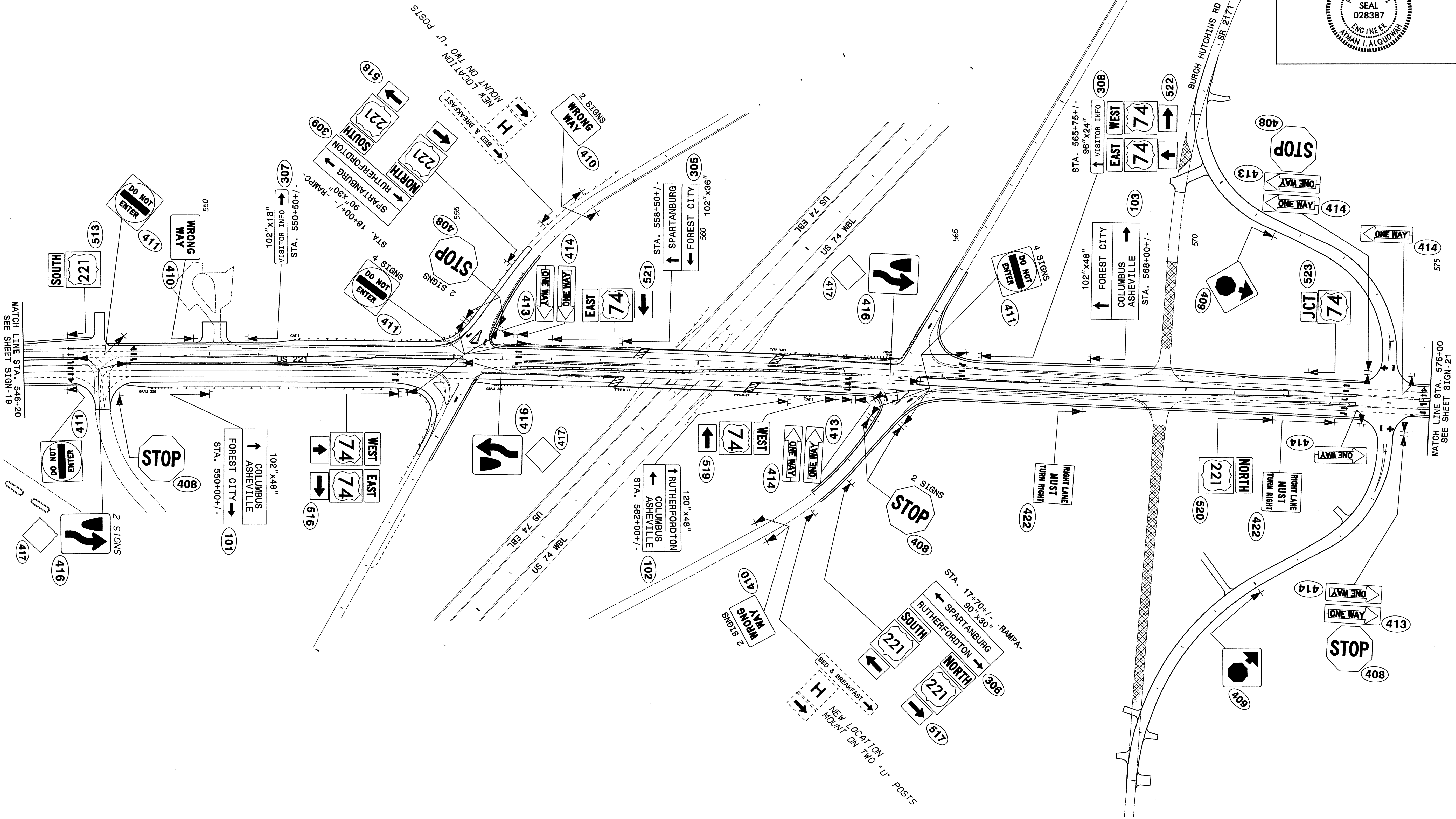


EXISTING AND PROPOSED SIGNS
 -L- STA. 519+50 TO STA. 546+20
 US 221

I5-1111-2010_10-47
 P:\TIP\Projects-R-2233AB\Traffic\Signing\CADD\Signing_Layout\Plans\R-2233AB_Sgn_Sign-19.dgn
 wdekduk AT 7/24/10

3 way 7/18/10 W. D. [Signature]

TIP NO. R-2233AB	SHEET NO. SIGN-20
APPROVED: <i>[Signature]</i>	
DATE: 7/18/10	
SEAL	




PROPOSED SIGNS
 -L- STA. 546+20 TO STA. 575+00
 US 221

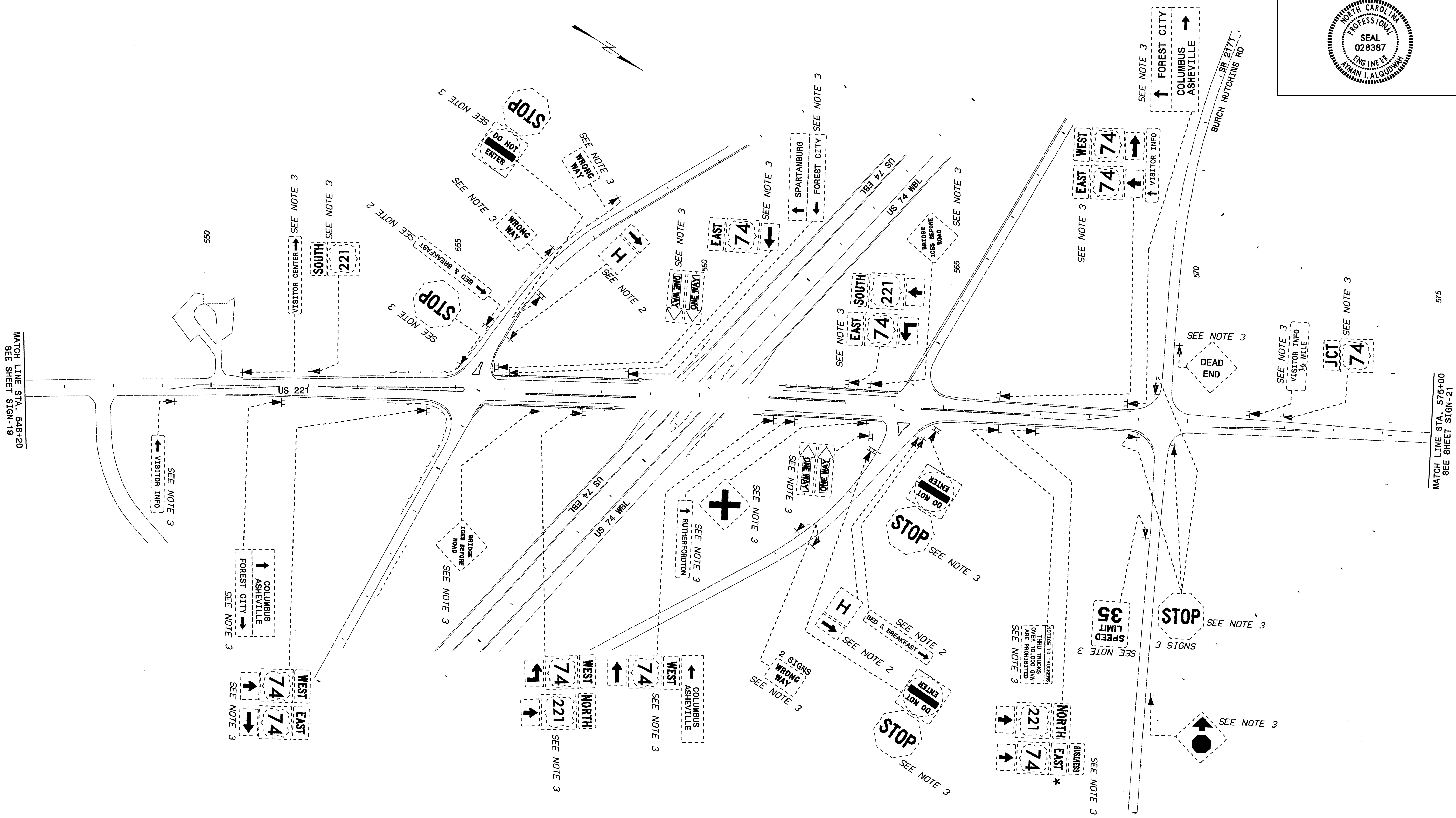
19-JUL-2010 09:33
 P:\TIP\Projects\R-2233AB\Traffic\Signing\CADD\Signing Layout Plans\R-2233AB_Sgn_Sign-20.dgn
 wdk:douk AT 12/24/800

MATCH LINE STA. 546+20
SEE SHEET SIGN-19

MATCH LINE STA. 575+00
SEE SHEET SIGN-21

TIP NO. R-2233AB	SHEET NO. SIGN-20A
APPROVED: <i>[Signature]</i>	
DATE: 7/18/10	
SEAL	





NOTE:
 RELOCATE THE TWO EXISTING SIGNS "BED & BREAKFAST" AND "HOSPITAL" TOGETHER ON THE SAME TWO "U" POSTS, AS SHOWN ON THE PROPOSED SHEET.

EXISTING SIGNS
 -L- STA. 546+20 TO STA. 575+00
 US 221

3 ways 7/13/10 W. Dab

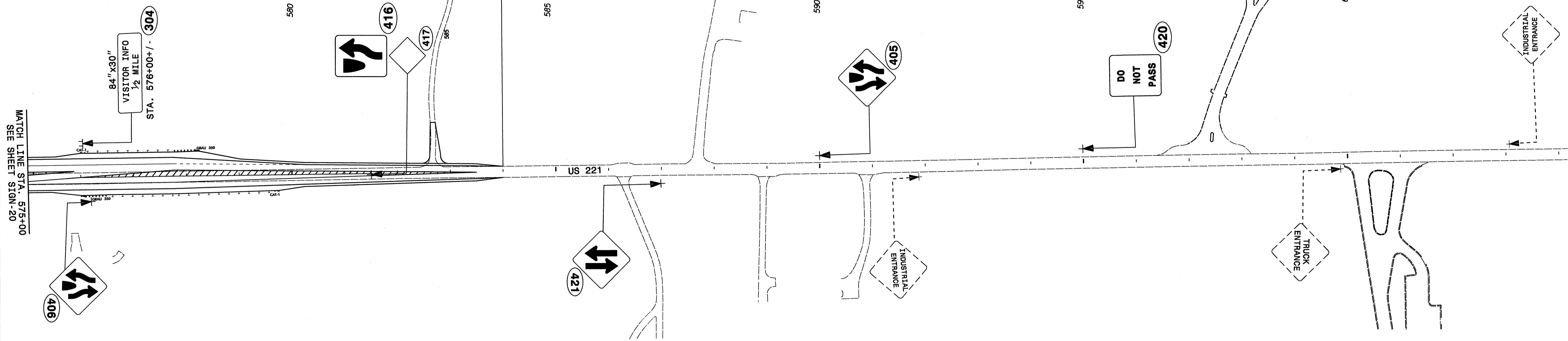
15-JUL-2010 10:49
 P:\Projects\2233AB\Traffic\Signing\CADD\Signing Layout Plans\R-2233AB_Sgn_Sign-20.dgn
 wdekouk AT TEL247800

MATCH LINE STA. 546+20
 SEE SHEET SIGN-19

MATCH LINE STA. 575+00
 SEE SHEET SIGN-21

TIP NO. R-2233AB	SHEET NO. SIGN-21
APPROVED: <i>[Signature]</i>	
DATE: 7/18/10	
SEAL	

END OF SIGNING PROJECT R-2233AB
-L- STA. 584+00



EXISTING AND PROPOSED SIGNS
-L- STA. 575+00 TO END OF SIGNING PROJECT
US 221

15-JUL-2010 10:51
 P:\Projects\R-2233AB\Traffic Signing\CA00\Signing Layout Plans\R-2233AB_Sgn_Sign-21.dgn
 wdkdoug AT TE247800

3 way / 7/13/10 *[Signature]*