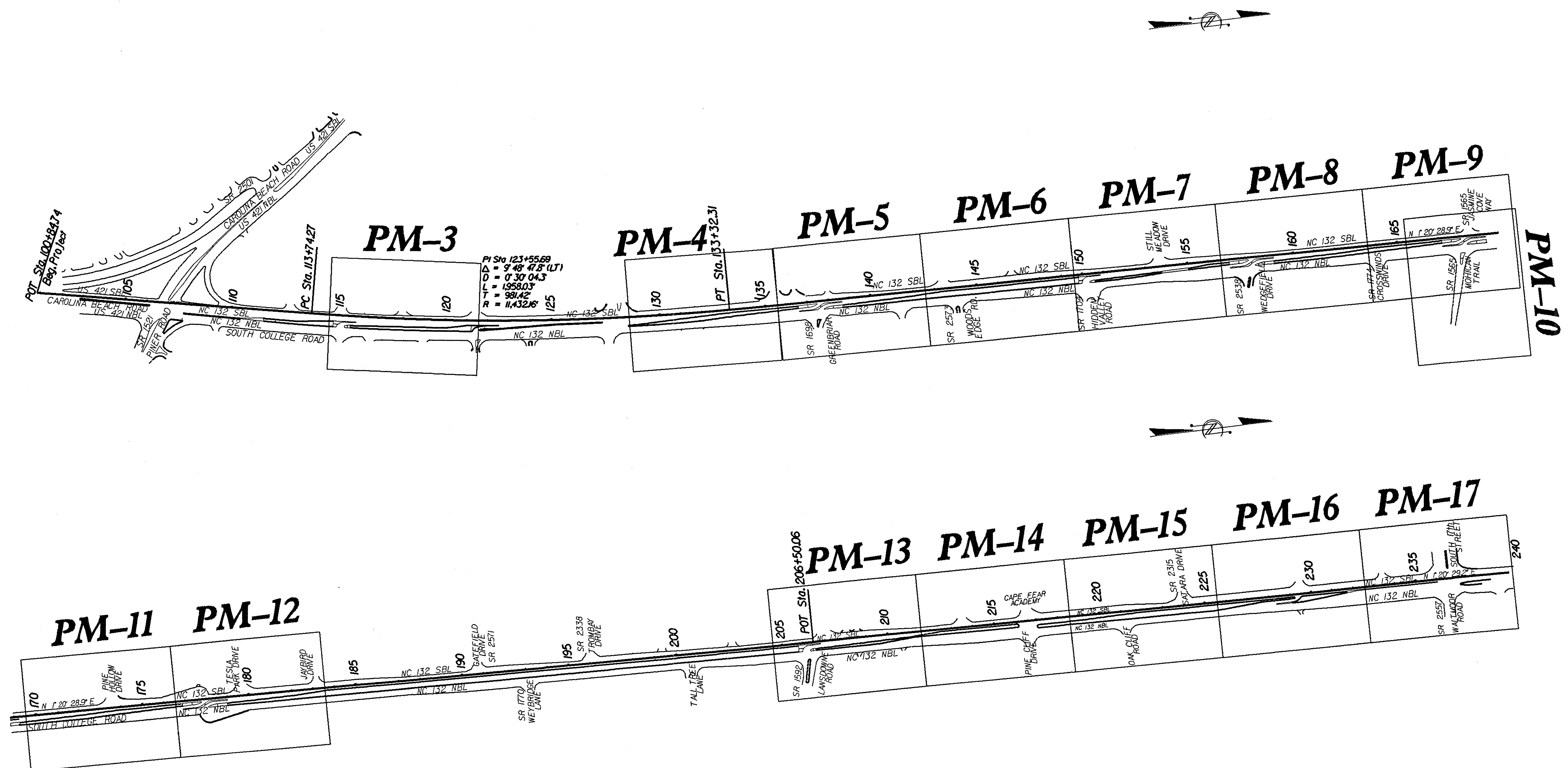


# NEW HANOVER CO. NC 132 - COLLEGE ROAD PAVEMENT MARKING SHEET LAYOUT -L1-

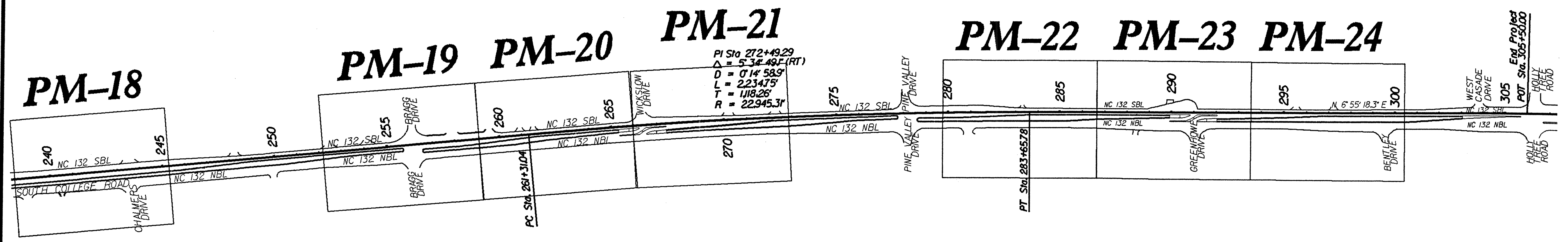


**NOT TO SCALE**

18-AUG-2010 14:52  
 R:\V5104\_NC132\_Crossings-2010\ROADWAY\Proj\No resurf pm.L1.dgn  
 AT: 12/20/2010 10:53:43

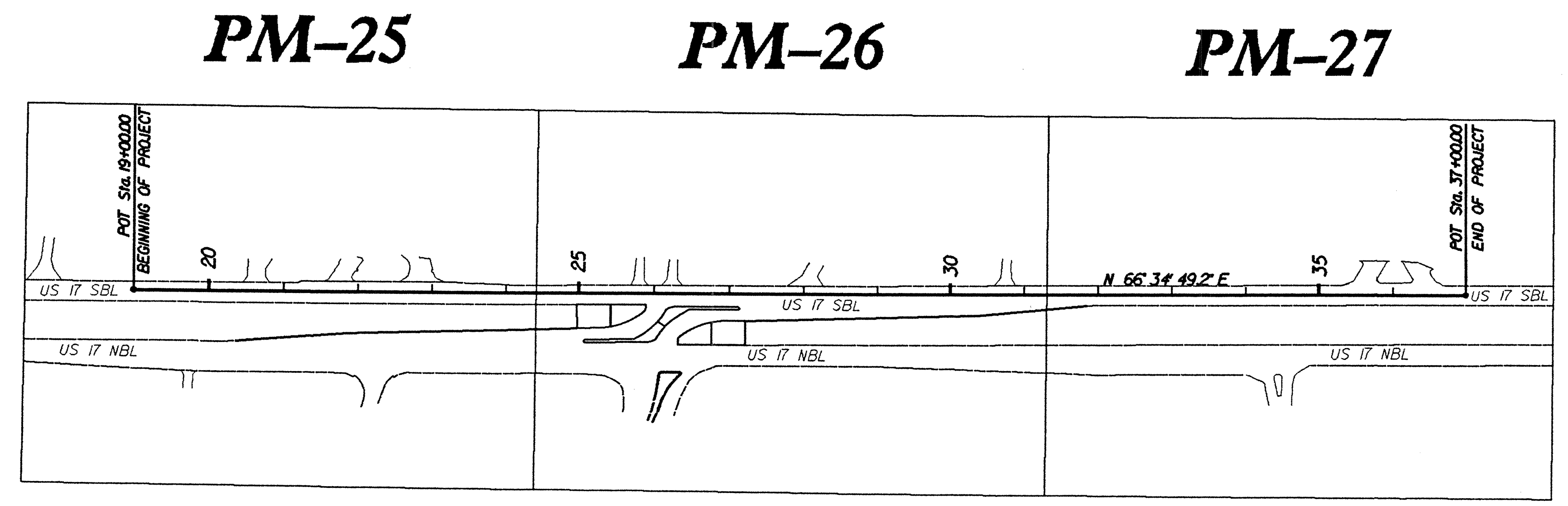
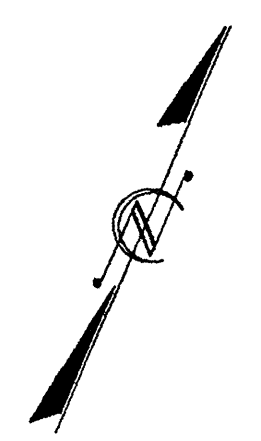
5/14/99

# NEW HANOVER CO. NC 132 - COLLEGE ROAD PAVEMENT MARKING SHEET LAYOUT -L1-




**NOT TO SCALE**

# BRUNSWICK CO. - US 17 PAVEMENT MARKING SHEET LAY OUT -L2-



**NOT TO SCALE**

8/17/99  
 19-AUG-2010 14:52  
 RE: RVDY-07THREEK...  
 19-AUG-2010 14:52  
 RE: RVDY-07THREEK...  
 19-AUG-2010 14:52  
 RE: RVDY-07THREEK...



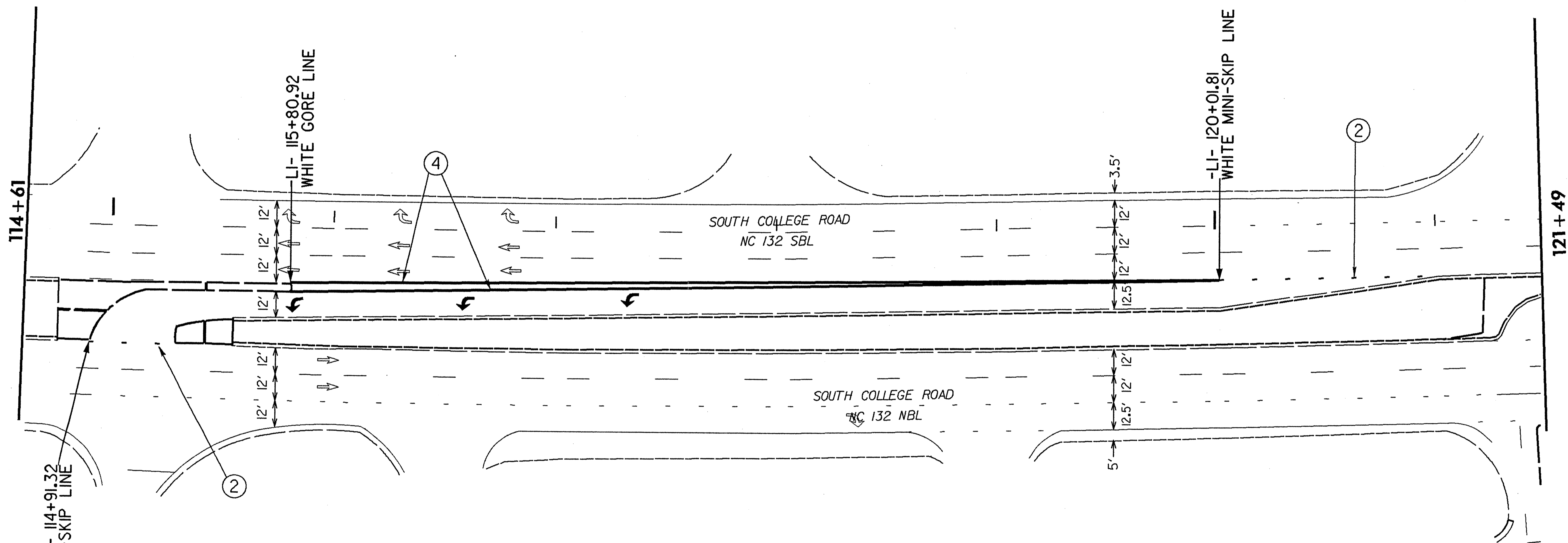
*J. Cooke*  
DIVISION DESIGN ENGINEER  
8/20/10

8/17/09

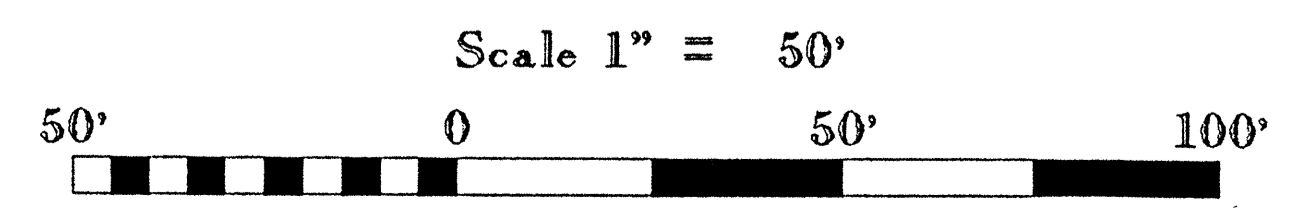
115

120

REVISIONS




- THERMOPLASTIC MARKINGS**
- 1 4" YELLOW EDGE LINE
  - 2 4" WHITE MINI-SKIP LINE
  - 3 4" WHITE SKIP LINE
  - 4 8" WHITE GORE LINE
  - 5 4" WHITE EDGE LINE
  - 6 4" WHITE LANE LINE
  - 7 4" YELLOW LANE LINE
  - 8 24" WHITE STOP BAR
  - 9 8" YELLOW DIAGONAL LINE
  - 10 4" SOLID DOUBLE YELLOW
  - 11 8" WHITE DIAGONAL LINE




19-AUG-2010 14:53  
 R:\PROJ\03\FREEV\AT\Drawings\19-AUG-2010 14:53  
 19-AUG-2010 14:53 -NEW\_HANDOVER\W5104\_NC132\_Crossovers\_2010\ROADWAY\Proj\No resurf pm-L1.3.dgn

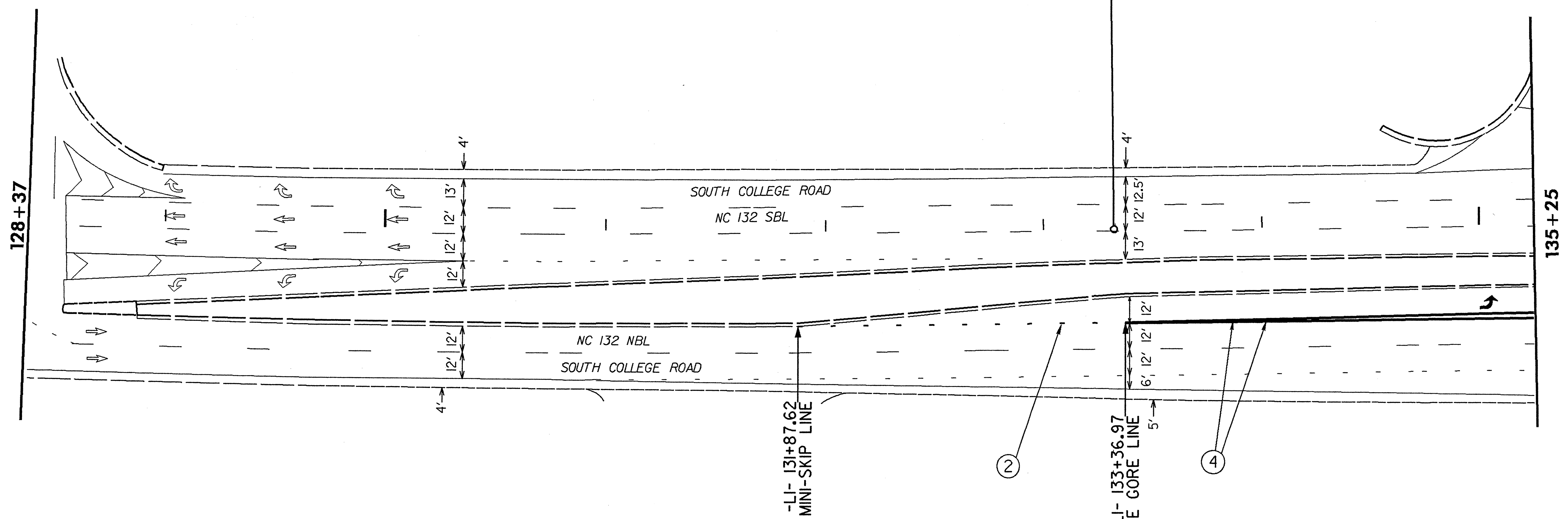
135



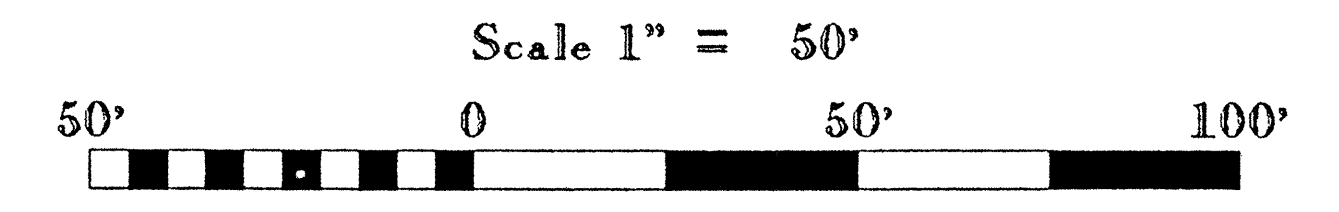
*Scott Evans Cooke*  
DIVISION DESIGN ENGINEER  
8/25/10



PT Sta. 133+32.31




- THERMOPLASTIC MARKINGS**
- 1 4" YELLOW EDGE LINE
  - 2 4" WHITE MINI-SKIP LINE
  - 3 4" WHITE SKIP LINE
  - 4 8" WHITE GORE LINE
  - 5 4" WHITE EDGE LINE
  - 6 4" WHITE LANE LINE
  - 7 4" YELLOW LANE LINE
  - 8 24" WHITE STOP BAR
  - 9 8" YELLOW DIAGONAL LINE
  - 10 4" SOLID DOUBLE YELLOW
  - 11 8" WHITE DIAGONAL LINE



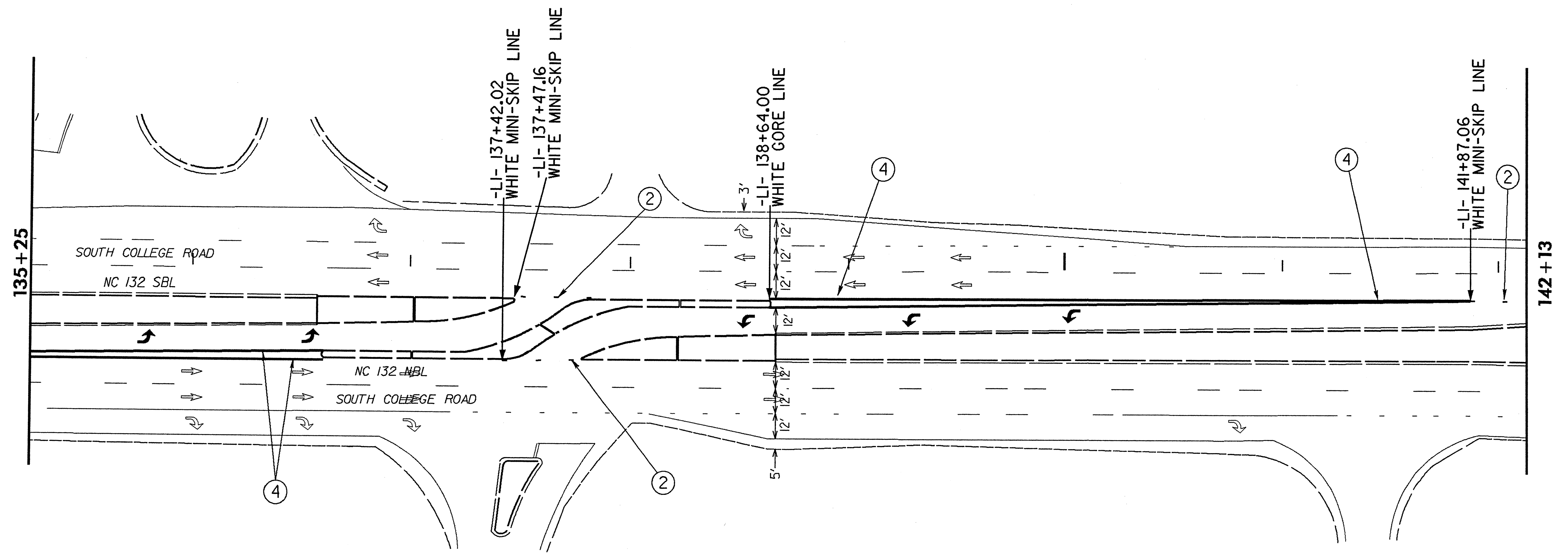
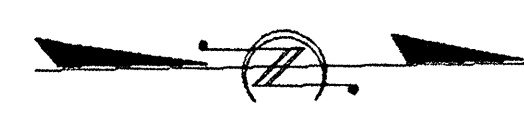
REVISIONS

20-AUG-2010 10:27 AM R:\RDY\GTHREE\NEW\_HANOVER\W5104\_NC132\_Crossovers\_2010\ROADWAY\Proj\No\_resurf\_pm.L1.4.dgn  
8/17/99

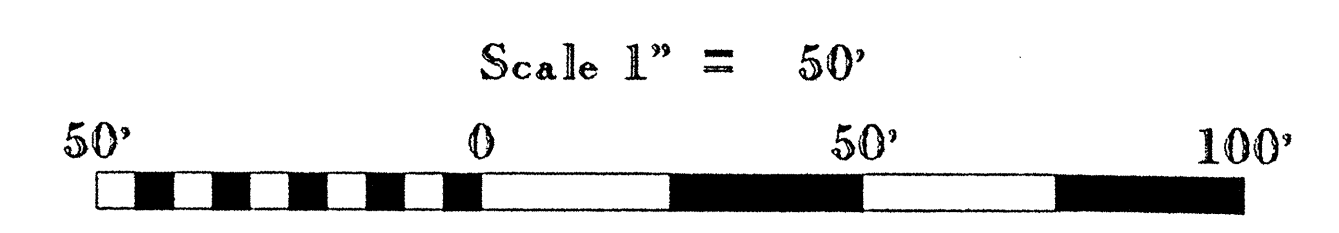


*Scott Evans Cooke*  
 DIVISION DESIGN ENGINEER  
 8/20/10

140




- THERMOPLASTIC MARKINGS**
- 1 4" YELLOW EDGE LINE
  - 2 4" WHITE MINI-SKIP LINE
  - 3 4" WHITE SKIP LINE
  - 4 8" WHITE GORE LINE
  - 5 4" WHITE EDGE LINE
  - 6 4" WHITE LANE LINE
  - 7 4" YELLOW LANE LINE
  - 8 24" WHITE STOP BAR
  - 9 8" YELLOW DIAGONAL LINE
  - 10 4" SOLID DOUBLE YELLOW
  - 11 8" WHITE DIAGONAL LINE



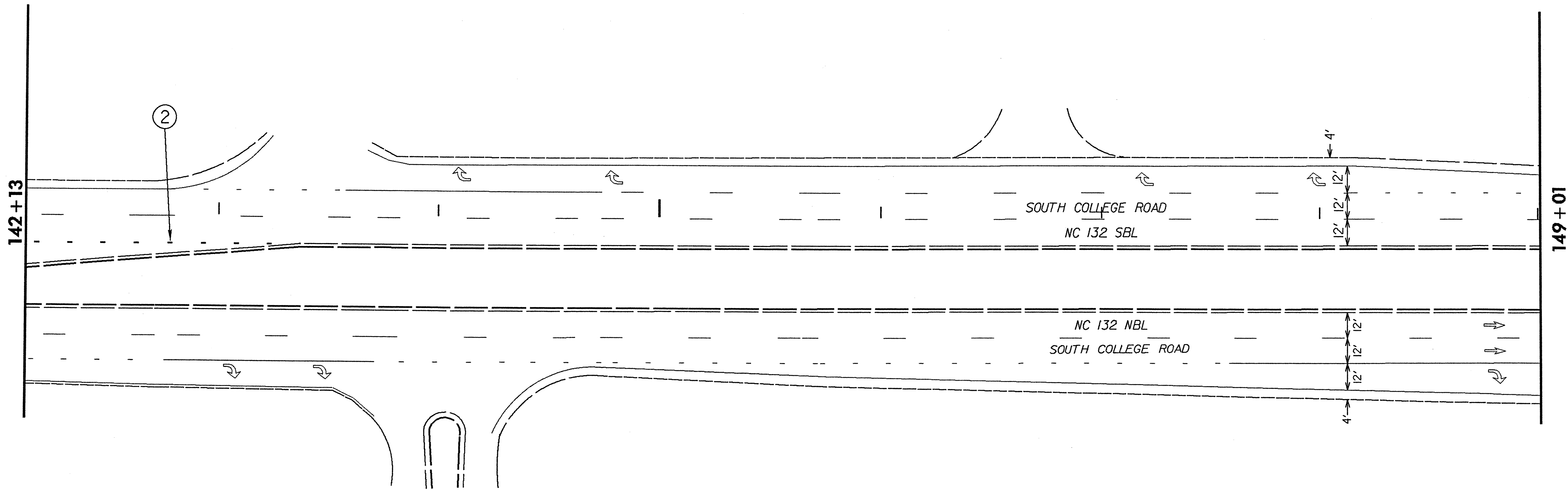
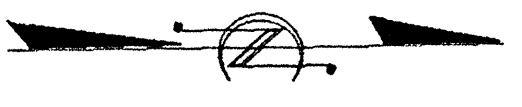
REVISIONS

19-AUG-2010 14:53 NEW HANDOVER W5104.NC132 Crossovers..2010 ROADWAY Proj\No resurf pm.L1.5.dgn  
 REVISIONS BY: JHEE AT: 03/20/10  
 8/17/99



*Scott Evans Cooke*  
DIVISION DESIGN ENGINEER  
8/20/70

145



**THERMOPLASTIC MARKINGS**

- 1 4" YELLOW EDGE LINE
- 2 4" WHITE MINI-SKIP LINE
- 3 4" WHITE SKIP LINE
- 4 8" WHITE GORE LINE
- 5 4" WHITE EDGE LINE
- 6 4" WHITE LANE LINE
- 7 4" YELLOW LANE LINE
- 8 24" WHITE STOP BAR
- 9 8" YELLOW DIAGONAL LINE
- 10 4" SOLID DOUBLE YELLOW
- 11 8" WHITE DIAGONAL LINE

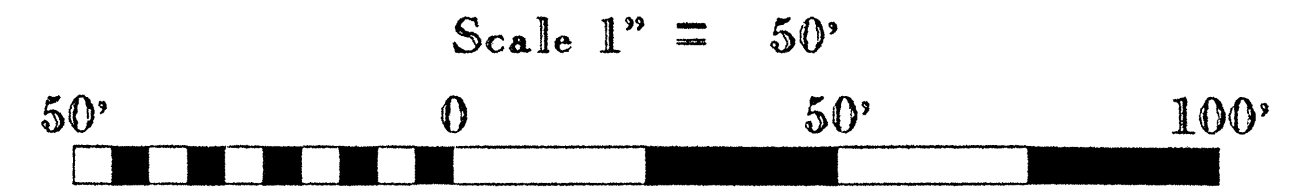
SR 2573  
WOODS  
EDGE ROAD

SOUTH COLLEGE ROAD  
NC 132 SBL

NC 132 NBL  
SOUTH COLLEGE ROAD


142+13

149+01



REVISIONS

18-AUG-2010 14:53  
 R:\ROY\THREE...NEW\_HANOVER\W5104\_NC132\_Crossovers.2010\ROADWAY\Proj\No resurf pm.L1.6.dgn  
 8/17/99




*Scott Evans Cooke*  
DIVISION DESIGN ENGINEER  
8/20/10

8/17/99

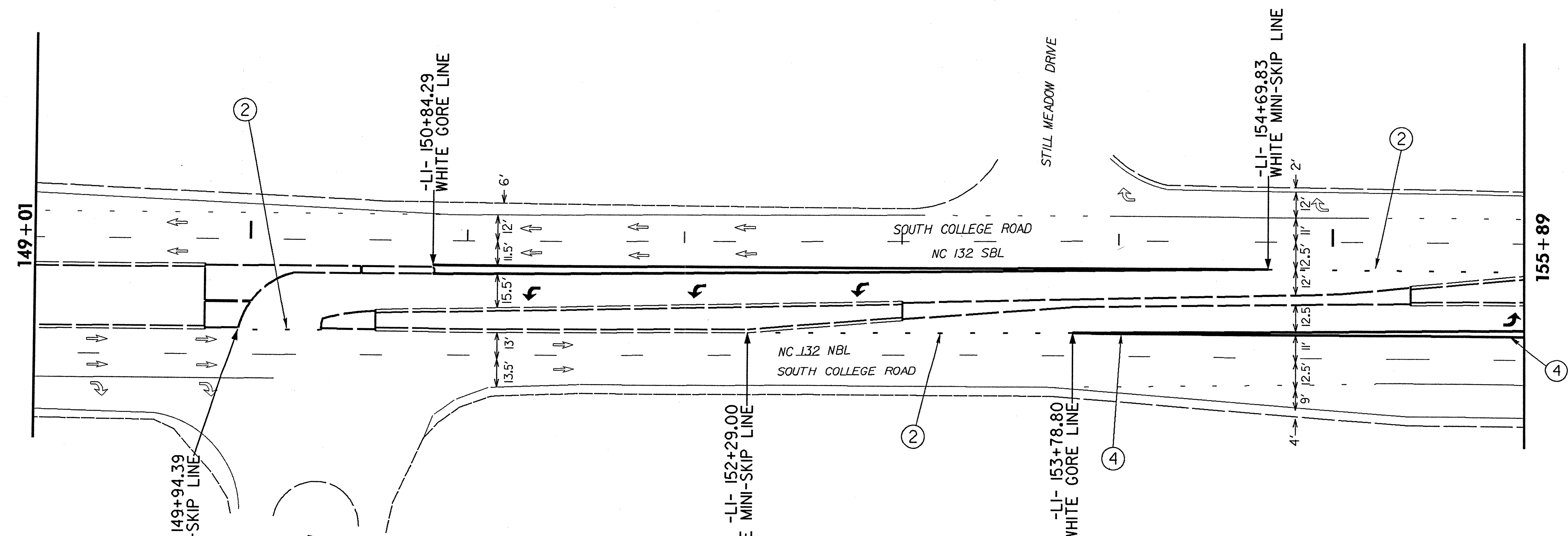
150

155

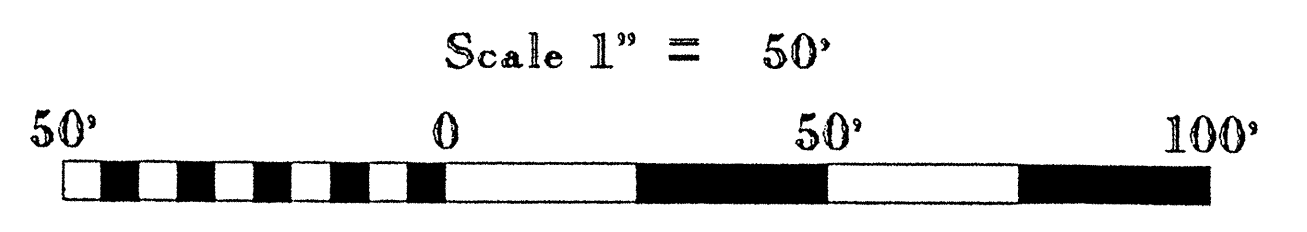


REVISIONS

20-AUG-2010 09:43 NEW\_HANOVER\_W5104\_NC132\_Crossovers\_2010.ROADWAY.Proj\No resurf pm.L1.7.dgn  
REV'D BY: DTHREE  
DATE: 8/17/09



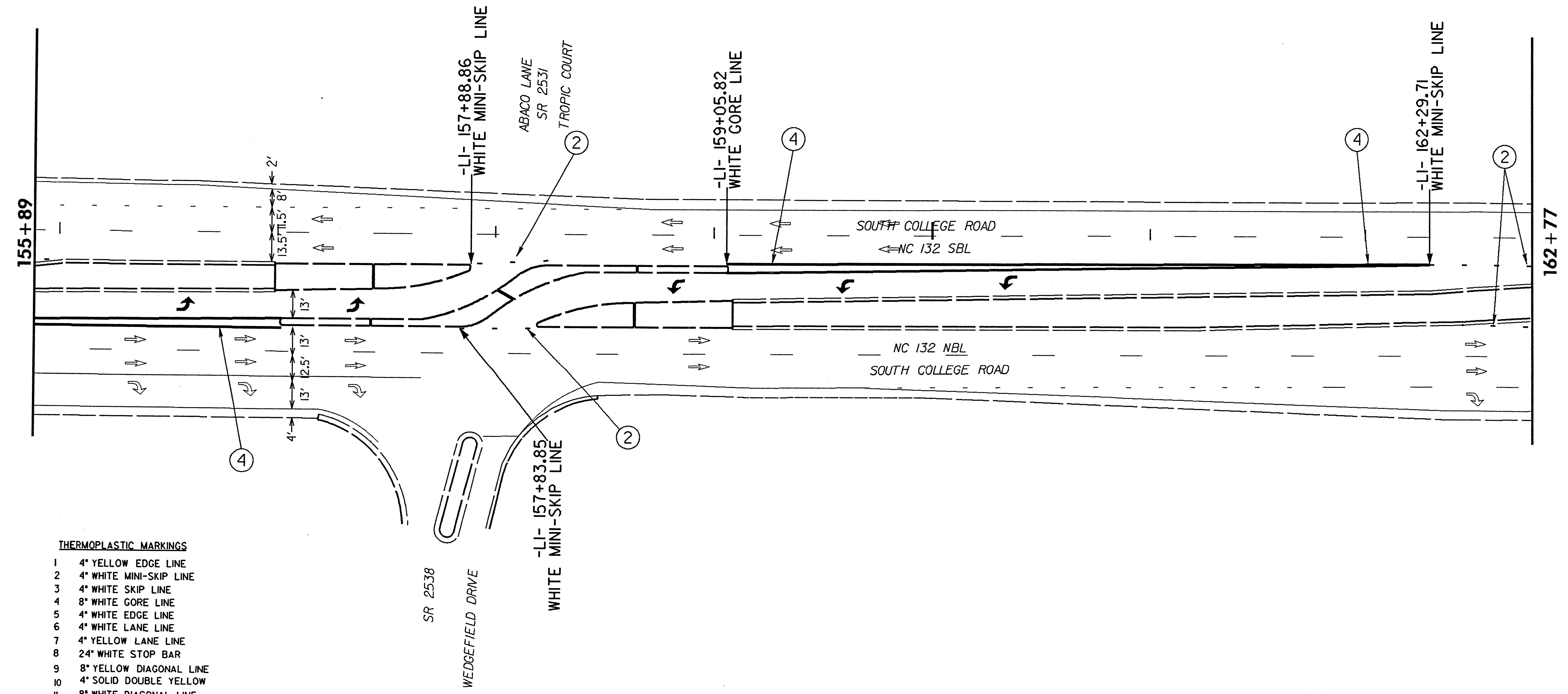
- THERMOPLASTIC MARKINGS**
- 1 4" YELLOW EDGE LINE
  - 2 4" WHITE MINI-SKIP LINE
  - 3 4" WHITE SKIP LINE
  - 4 8" WHITE GORE LINE
  - 5 4" WHITE EDGE LINE
  - 6 4" WHITE LANE LINE
  - 7 4" YELLOW LANE LINE
  - 8 24" WHITE STOP BAR
  - 9 8" YELLOW DIAGONAL LINE
  - 10 4" SOLID DOUBLE YELLOW
  - 11 8" WHITE DIAGONAL LINE



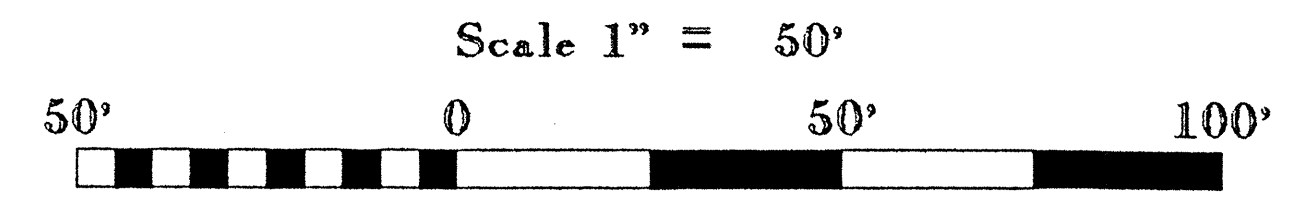


*Scott Evans Cooke*  
DIVISION DESIGN ENGINEER  
8/12/10

160




- THERMOPLASTIC MARKINGS**
- 1 4" YELLOW EDGE LINE
  - 2 4" WHITE MINI-SKIP LINE
  - 3 4" WHITE SKIP LINE
  - 4 8" WHITE GORE LINE
  - 5 4" WHITE EDGE LINE
  - 6 4" WHITE LANE LINE
  - 7 4" YELLOW LANE LINE
  - 8 24" WHITE STOP BAR
  - 9 8" YELLOW DIAGONAL LINE
  - 10 4" SOLID DOUBLE YELLOW
  - 11 8" WHITE DIAGONAL LINE




REVISIONS

19-AUG-2010 14:53 R:\RDY\03THREE\NEW\_HANOVER\W5104\_NC132\_Crossovers\_2010\ROADWAY\Proj\No resurf pm.L1.8.dgn  
 8/17/99

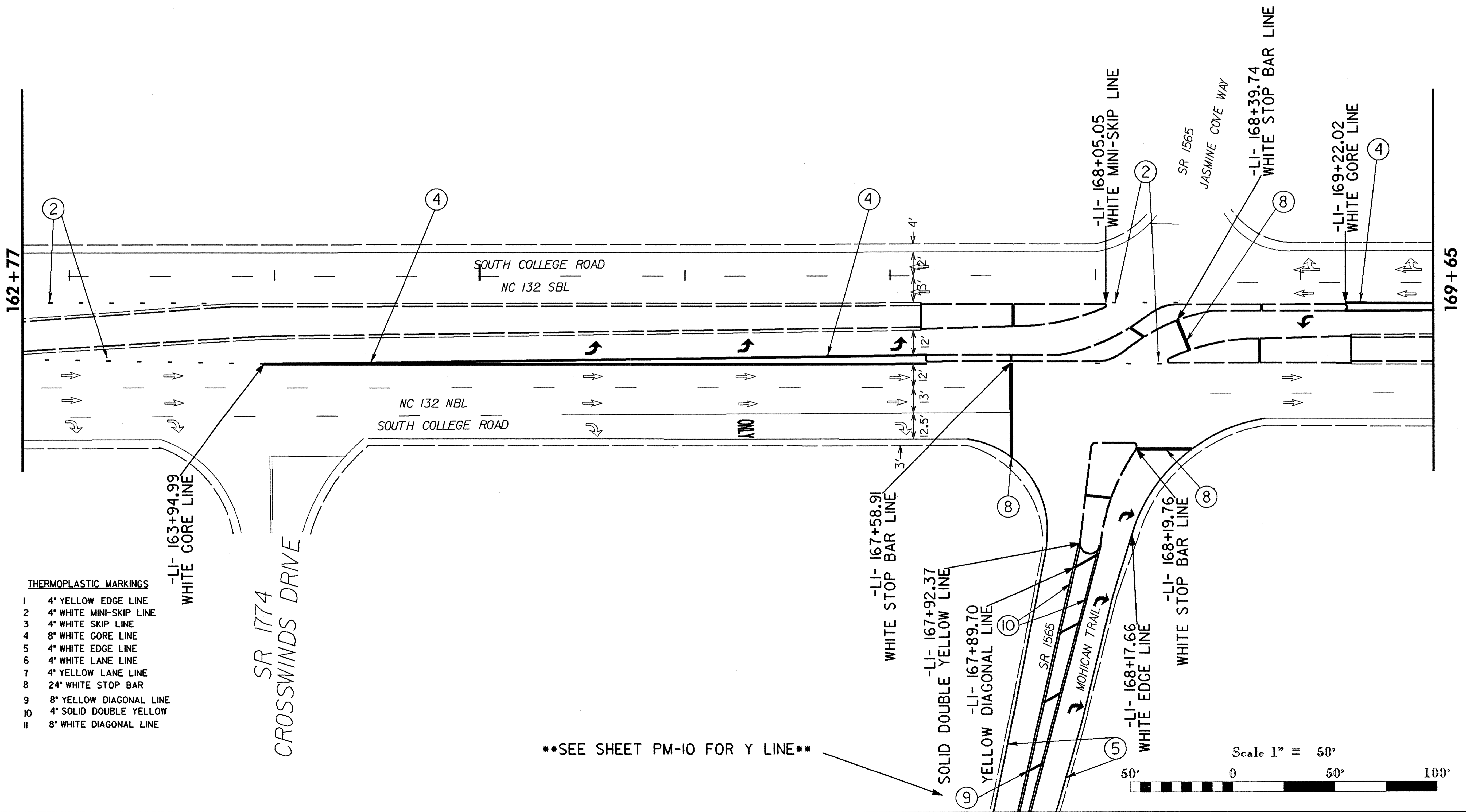




*Scott Evans Cooke*  
DIVISION DESIGN ENGINEER  
8/26/2010



165



**THERMOPLASTIC MARKINGS**

- 1 4" YELLOW EDGE LINE
- 2 4" WHITE MINI-SKIP LINE
- 3 4" WHITE SKIP LINE
- 4 8" WHITE GORE LINE
- 5 4" WHITE EDGE LINE
- 6 4" WHITE LANE LINE
- 7 4" YELLOW LANE LINE
- 8 24" WHITE STOP BAR
- 9 8" YELLOW DIAGONAL LINE
- 10 4" SOLID DOUBLE YELLOW
- 11 8" WHITE DIAGONAL LINE

-LI- 163+94.99  
WHITE GORE LINE

SR 1774  
CROSSWINDS DRIVE

NC 132 NBL  
SOUTH COLLEGE ROAD

SOUTH COLLEGE ROAD  
NC 132 SBL

-LI- 167+58.91  
WHITE STOP BAR LINE

SOLID DOUBLE YELLOW LINE  
-LI- 167+92.37

-LI- 167+89.70  
YELLOW DIAGONAL LINE

-LI- 168+17.66  
WHITE EDGE LINE

-LI- 168+19.76  
WHITE STOP BAR LINE

-LI- 168+05.05  
WHITE MINI-SKIP LINE

-LI- 168+39.74  
WHITE STOP BAR LINE

-LI- 169+22.02  
WHITE GORE LINE

\*\*SEE SHEET PM-10 FOR Y LINE\*\*


Scale 1" = 50'



REVISIONS

8/17/09

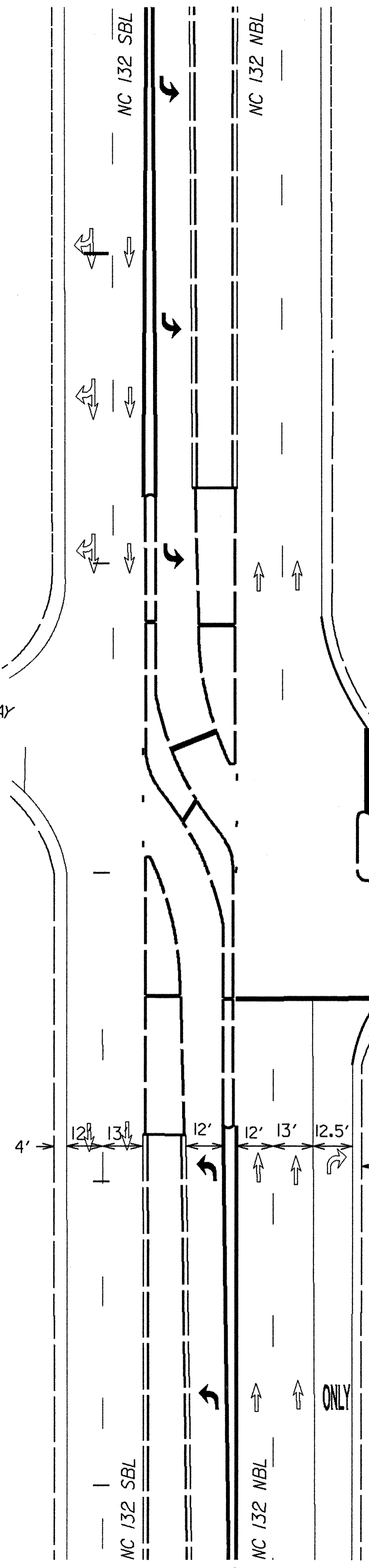
REV: AUG 14 11:37 AM 2010 NEW HANDOVER W5104\_NC132 Crossovers\_2010\ROADWAY\Proc\No resurf\_pm.L1.9.dgn



*Scott Evans Cook*  
DIVISION DESIGN ENGINEER  
8/26/10

**\*\*INSET FROM SHEET PM-9\*\***

JASMINE COVE WAY  
SR 1565



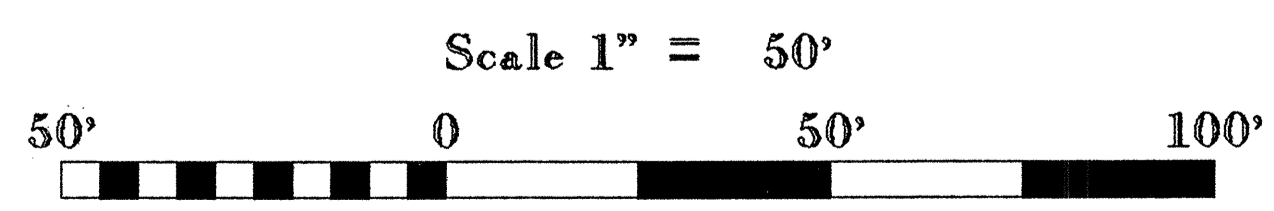
⑧ -LI- 168+19.76  
WHITE STOP BAR LINE

⑤  
-LI- 167+89.70  
YELLOW DIAGONAL LINE

⑨  
-LI- 167+92.37  
SOLID DOUBLE YELLOW LINE

MOHICAN TRAIL  
SR 1565


⑩



**THERMOPLASTIC MARKINGS**

- 1 4" YELLOW EDGE LINE
- 2 4" WHITE MINI-SKIP LINE
- 3 4" WHITE SKIP LINE
- 4 8" WHITE GORE LINE
- 5 4" WHITE EDGE LINE
- 6 4" WHITE LANE LINE
- 7 4" YELLOW LANE LINE
- 8 24" WHITE STOP BAR
- 9 8" YELLOW DIAGONAL LINE
- 10 4" SOLID DOUBLE YELLOW
- 11 8" WHITE DIAGONAL LINE

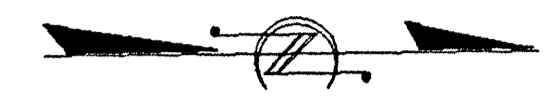
25-AUG-2010 11:30 AM C:\WORK\PROJECTS\2010\ROADWAY\PROJ\NO RESURF PM-11-10.dgn  
 REVISIONS: 01 - NEW HANDOFFS VE104-NC132 CROSSOVERS - 2010\ROADWAY\PROJ\NO RESURF PM-11-10.dgn  
 1 - NEW HANDOFFS VE104-NC132 CROSSOVERS - 2010\ROADWAY\PROJ\NO RESURF PM-11-10.dgn



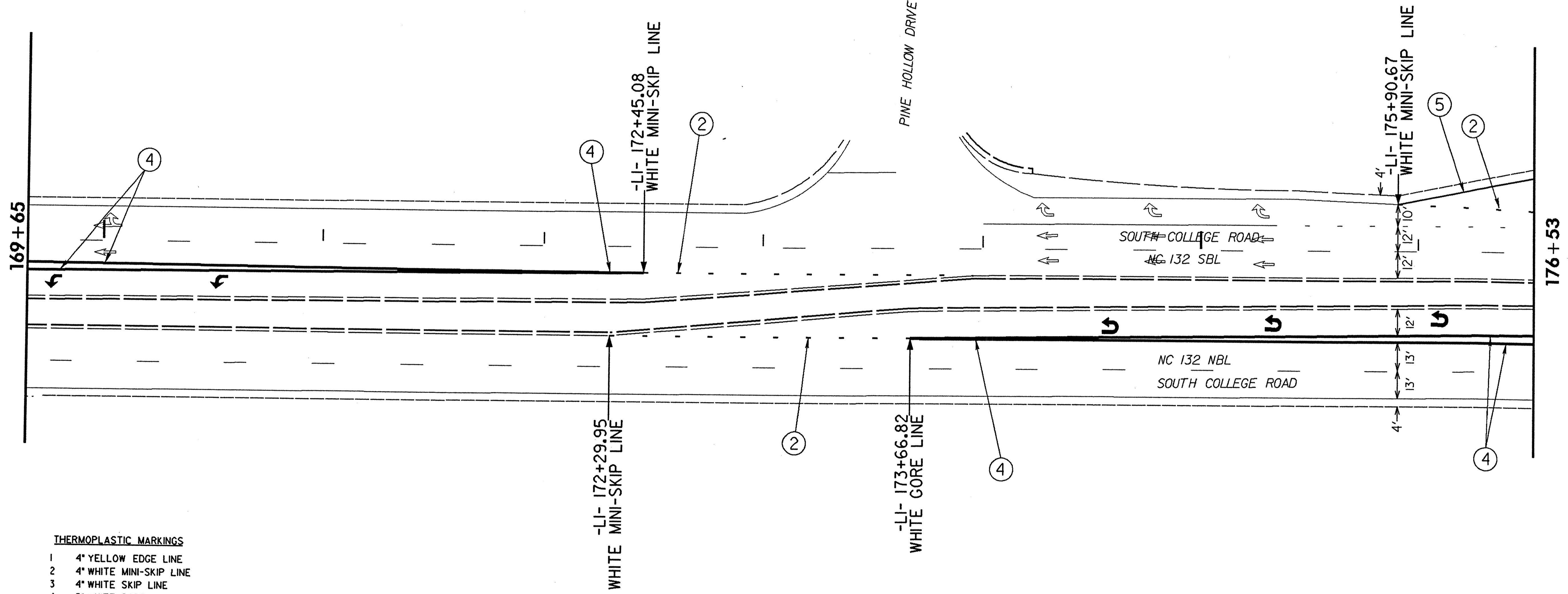
8/17/99

170

175

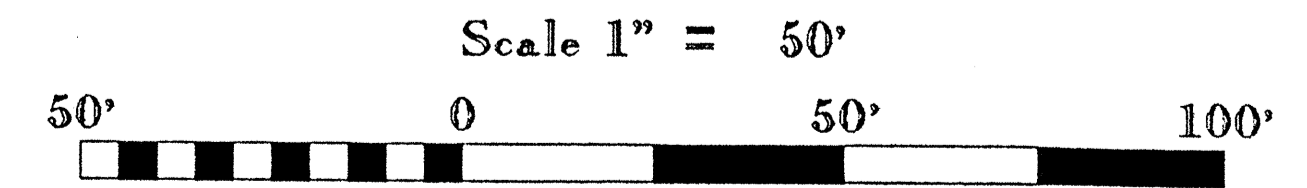


REVISIONS




**THERMOPLASTIC MARKINGS**

- 1 4" YELLOW EDGE LINE
- 2 4" WHITE MINI-SKIP LINE
- 3 4" WHITE SKIP LINE
- 4 8" WHITE GORE LINE
- 5 4" WHITE EDGE LINE
- 6 4" WHITE LANE LINE
- 7 4" YELLOW LANE LINE
- 8 24" WHITE STOP BAR
- 9 8" YELLOW DIAGONAL LINE
- 10 4" SOLID DOUBLE YELLOW
- 11 8" WHITE DIAGONAL LINE

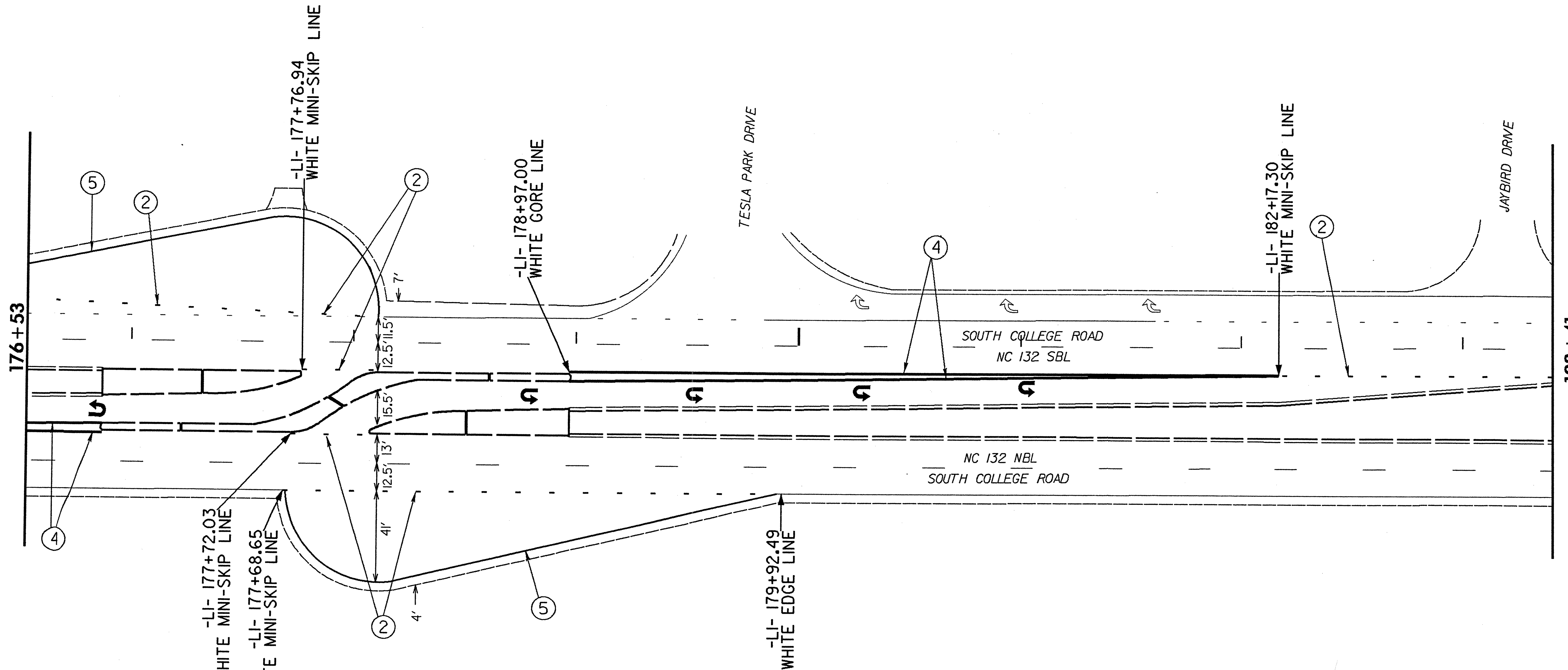



P:\AUG-2010\4556 NEW\_HANOVER\W5104-NC132\_Crossovers\2010\ROADWAY\Proj\No resurf pm.L1.11.dgn  
 R:\RDY\THREE\A\132\A12\27433

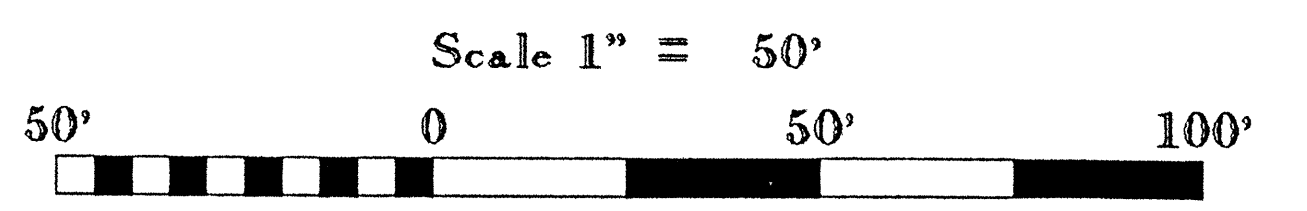


8/17/99

180




- THERMOPLASTIC MARKINGS**
- 1 4" YELLOW EDGE LINE
  - 2 4" WHITE MINI-SKIP LINE
  - 3 4" WHITE SKIP LINE
  - 4 8" WHITE CORE LINE
  - 5 4" WHITE EDGE LINE
  - 6 4" WHITE LANE LINE
  - 7 4" YELLOW LANE LINE
  - 8 24" WHITE STOP BAR
  - 9 8" YELLOW DIAGONAL LINE
  - 10 4" SOLID DOUBLE YELLOW
  - 11 8" WHITE DIAGONAL LINE



REVISIONS

P:\AUG-2010\1456 NEW HANDOVERS\5104-NC132 Crossovers\2010\ROADWAY\Proj\No resurf pm.L1.12.dgn  
 R:\ADY\THREE\11-11-10\1456.dwg  
 8/17/99

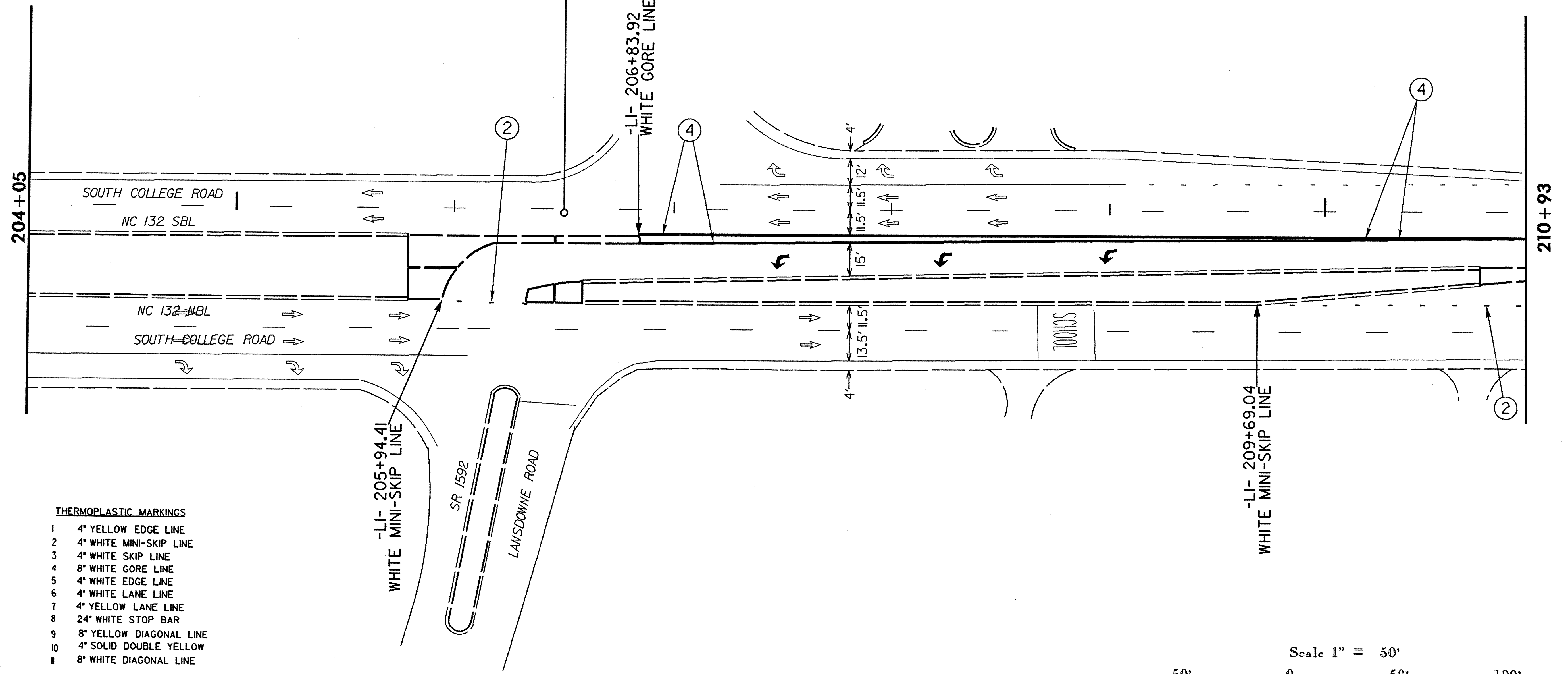
183+41



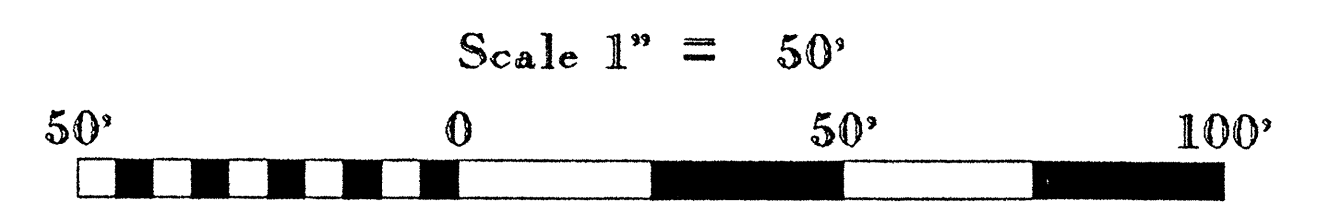
205

210

POT Sta. 206+50.06




- THERMOPLASTIC MARKINGS**
- 1 4" YELLOW EDGE LINE
  - 2 4" WHITE MINI-SKIP LINE
  - 3 4" WHITE SKIP LINE
  - 4 8" WHITE GORE LINE
  - 5 4" WHITE EDGE LINE
  - 6 4" WHITE LANE LINE
  - 7 4" YELLOW LANE LINE
  - 8 24" WHITE STOP BAR
  - 9 8" YELLOW DIAGONAL LINE
  - 10 4" SOLID DOUBLE YELLOW
  - 11 8" WHITE DIAGONAL LINE



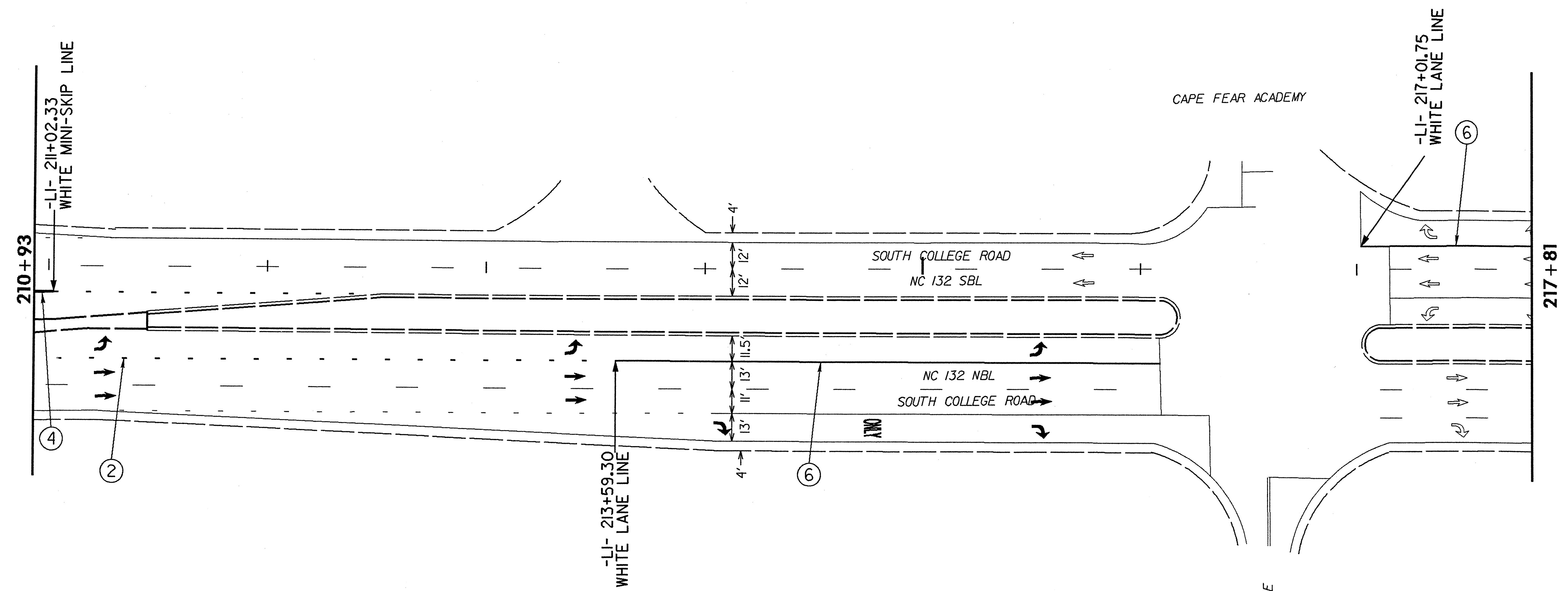
REVISIONS

19-AUG-2010 14:55 NEW HANDOVER V5104.NC132 Crossovers.2010\ROADWAY\Proj\No resurf pm\_L1.L1.13.dgn  
 RAY TO THREE  
 8/17/99

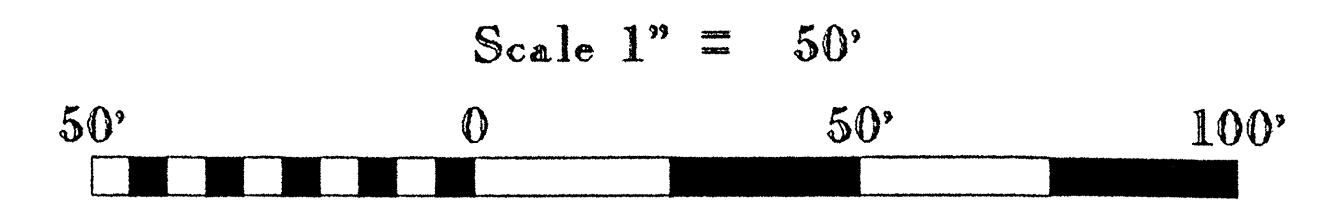


*Scott Evans Cooke*  
DIVISION DESIGN ENGINEER  
8/20/10

2/5




- THERMOPLASTIC MARKINGS**
- 1 4" YELLOW EDGE LINE
  - 2 4" WHITE MINI-SKIP LINE
  - 3 4" WHITE SKIP LINE
  - 4 8" WHITE GORE LINE
  - 5 4" WHITE EDGE LINE
  - 6 4" WHITE LANE LINE
  - 7 4" YELLOW LANE LINE
  - 8 24" WHITE STOP BAR
  - 9 8" YELLOW DIAGONAL LINE
  - 10 4" SOLID DOUBLE YELLOW
  - 11 8" WHITE DIAGONAL LINE



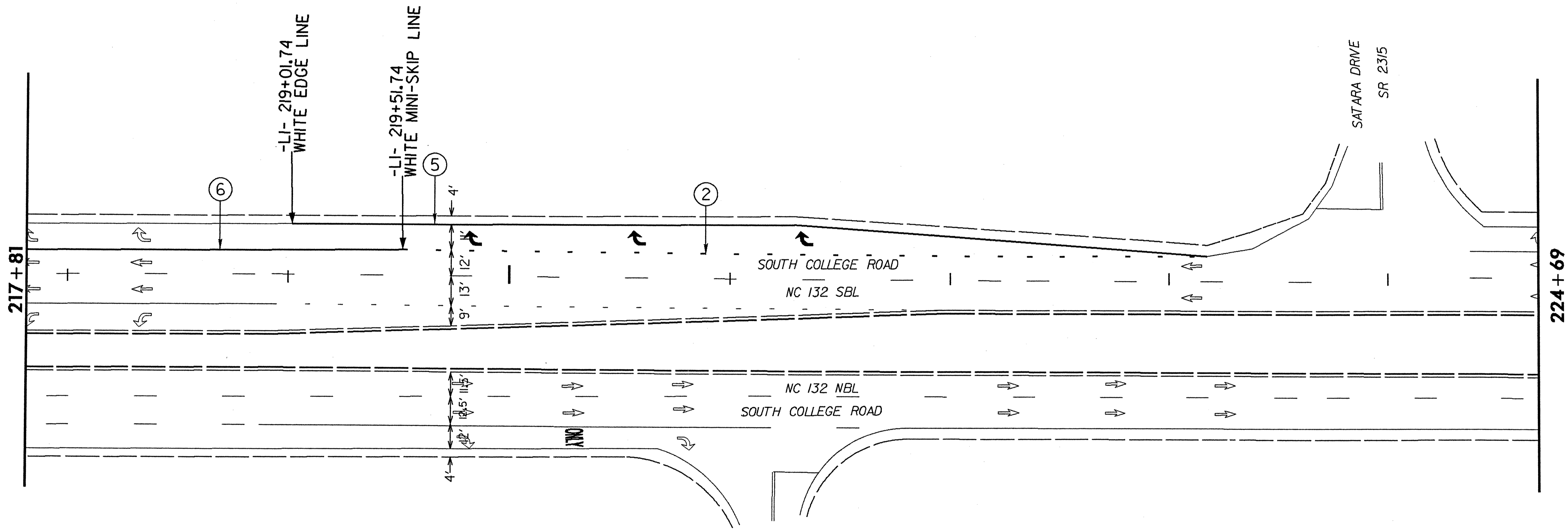
REVISIONS  
 19-AUG-2010 14:56 NEW\_HANDOVER.W5104.NC132\_Crossovers\_2010.ROADWAY.Proj.No resurf pm.L1.L14.dgn  
 R:ROY-COTRRELE\A11378237933

8/17/99



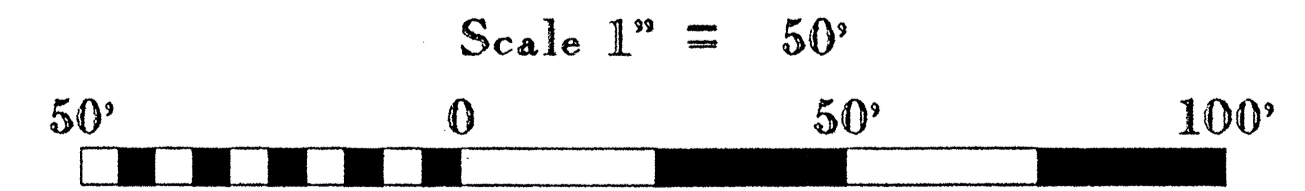
*Scott Evans Cooke*  
DIVISION DESIGN ENGINEER  
8/12/10

220



**THERMOPLASTIC MARKINGS**


- 1 4" YELLOW EDGE LINE
- 2 4" WHITE MINI-SKIP LINE
- 3 4" WHITE SKIP LINE
- 4 8" WHITE GORE LINE
- 5 4" WHITE EDGE LINE
- 6 4" WHITE LANE LINE
- 7 4" YELLOW LANE LINE
- 8 24" WHITE STOP BAR
- 9 8" YELLOW DIAGONAL LINE
- 10 4" SOLID DOUBLE YELLOW
- 11 8" WHITE DIAGONAL LINE



REVISIONS

19-AUG-2010 14:56 NEW\_HANOVER\W5104\_NC132\_Crossovers\_2010\ROADWAY\Proj\No\_resurf\_pm.L1.L15.dgn  
 RE:RDY\OTTHREE\A\mzad\37433

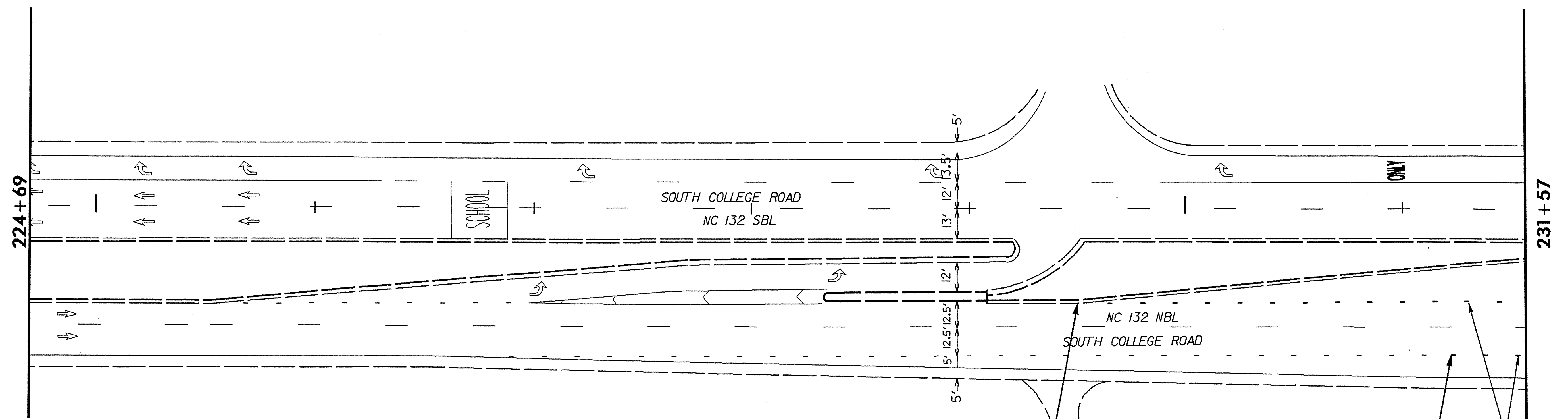
8/17/99



*Scott Evans Cooke*  
 DIVISION DESIGN ENGINEER  
 8/20/10

225

230



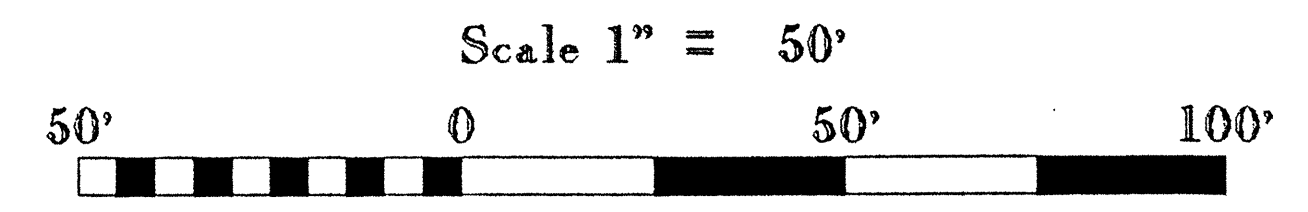
**THERMOPLASTIC MARKINGS**

- 1 4" YELLOW EDGE LINE
- 2 4" WHITE MINI-SKIP LINE
- 3 4" WHITE SKIP LINE
- 4 8" WHITE CORE LINE
- 5 4" WHITE EDGE LINE
- 6 4" WHITE LANE LINE
- 7 4" YELLOW LANE LINE
- 8 24" WHITE STOP BAR
- 9 8" YELLOW DIAGONAL LINE
- 10 4" SOLID DOUBLE YELLOW
- 11 8" WHITE DIAGONAL LINE

-LJ- 229+50.59  
 WHITE MINI-SKIP LINE

-LJ- 231+22.46  
 WHITE SKIP LINE


2



REVISIONS

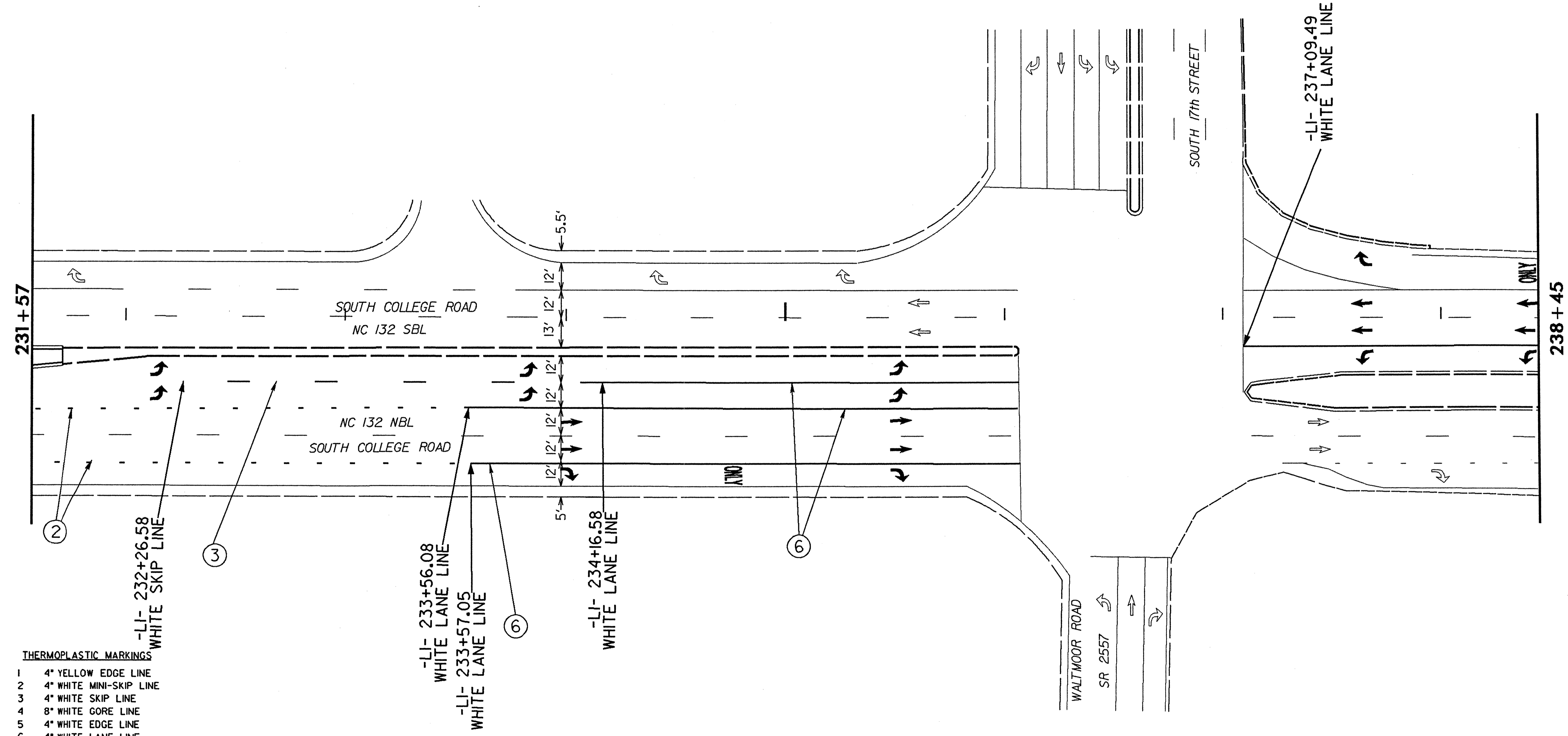
B:\AUG-2010\457 NEW HANDOVER\104.NC132 Crossovers.2010\ROADWAY\Proj\No resurf pm.L1.16.dgn  
 8/17/99



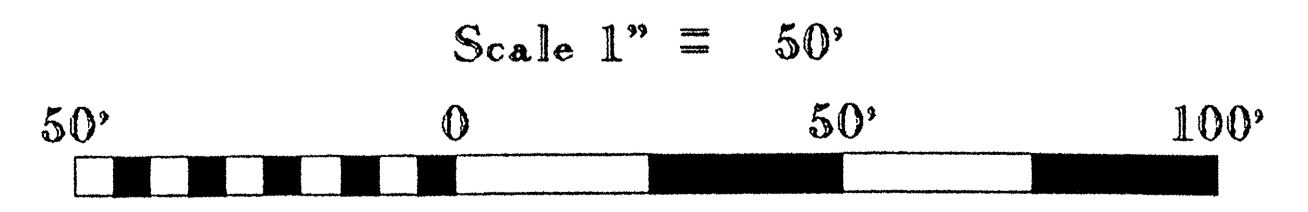


20-AUG-2010 10:38 R:\RDY\BTHREE\NEW\HANDOVER\W5104\NC132\_Crossovers\_2010\ROADWAY\Proj\No resurf. pm.L11.17.dgn  
 8/17/99

REVISIONS




- THERMOPLASTIC MARKINGS**
- 1 4" YELLOW EDGE LINE
  - 2 4" WHITE MINI-SKIP LINE
  - 3 4" WHITE SKIP LINE
  - 4 8" WHITE GORE LINE
  - 5 4" WHITE EDGE LINE
  - 6 4" WHITE LANE LINE
  - 7 4" YELLOW LANE LINE
  - 8 24" WHITE STOP BAR
  - 9 8" YELLOW DIAGONAL LINE
  - 10 4" SOLID DOUBLE YELLOW
  - 11 8" WHITE DIAGONAL LINE



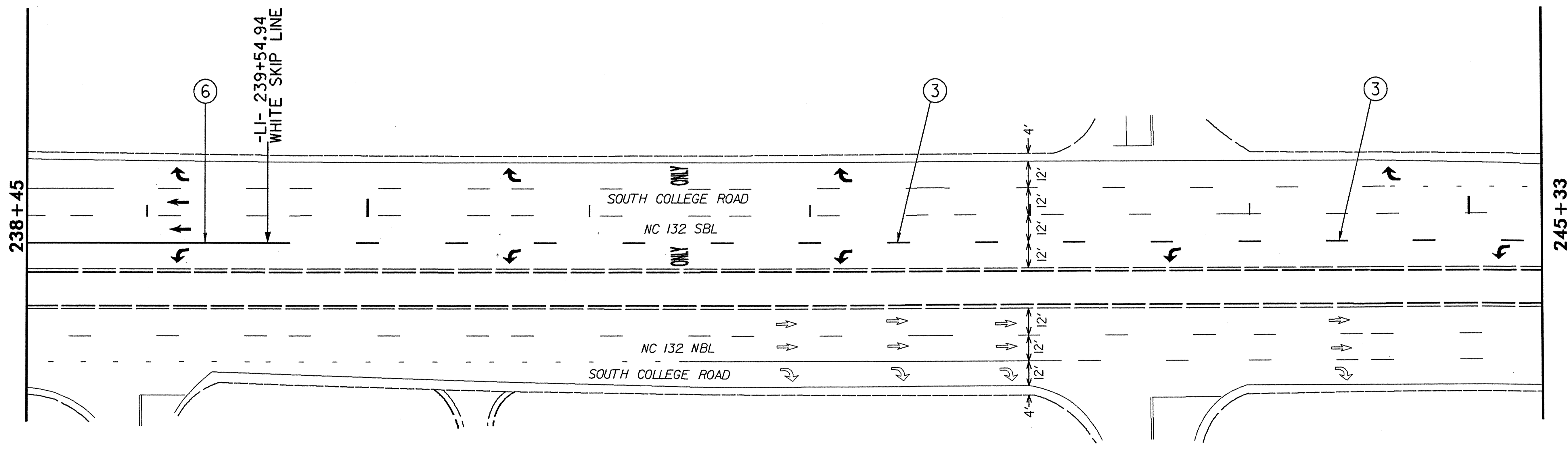
235

245



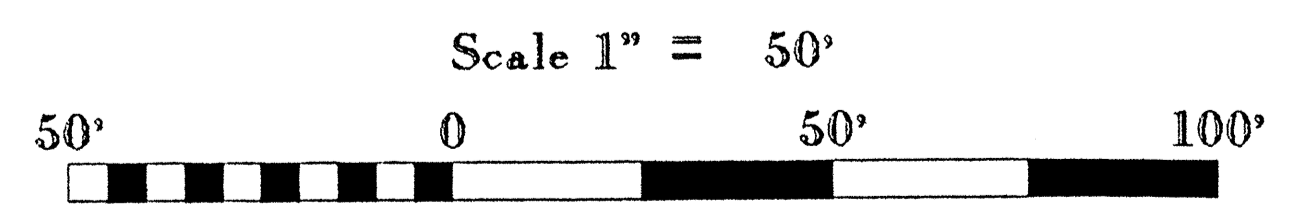
*Scott Evans Cook*  
DIVISION DESIGN ENGINEER  
8/20/10

240




**THERMOPLASTIC MARKINGS**

- 1 4" YELLOW EDGE LINE
- 2 4" WHITE MINI-SKIP LINE
- 3 4" WHITE SKIP LINE
- 4 8" WHITE GORE LINE
- 5 4" WHITE EDGE LINE
- 6 4" WHITE LANE LINE
- 7 4" YELLOW LANE LINE
- 8 24" WHITE STOP BAR
- 9 8" YELLOW DIAGONAL LINE
- 10 4" SOLID DOUBLE YELLOW
- 11 8" WHITE DIAGONAL LINE



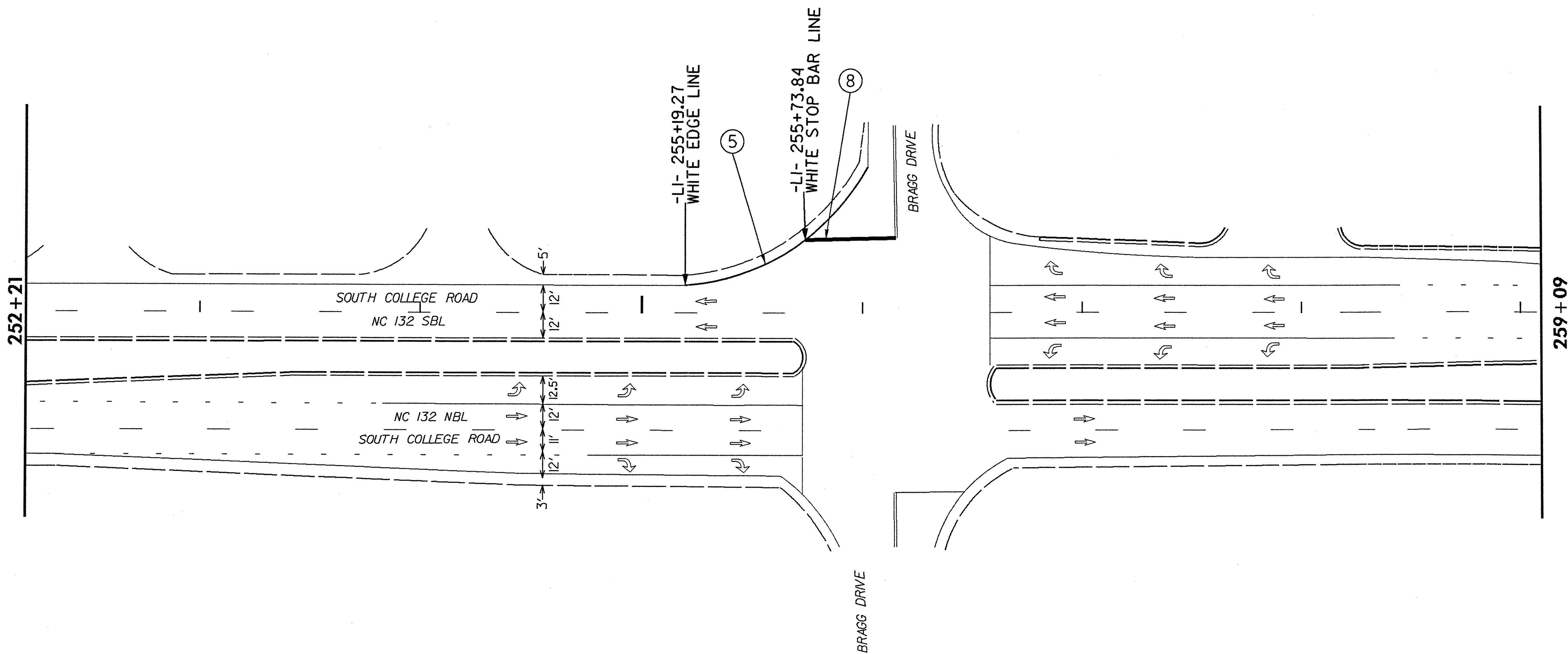

REVISIONS

8/17/99  
 18-AUG-2010 14:57  
 R:\RUS\OFFICE\NEW\_HANDOVER\W5104\_NC132\_Crossovers\_2010\ROADWAY\Proj\No resurf pm.L1.18.dgn  
 AT D:\2010\27233

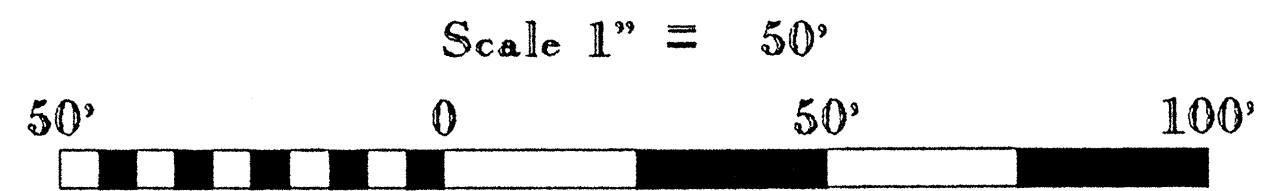


*Scott Evans Cooke*  
DIVISION DESIGN ENGINEER  
8/20/10

255



- THERMOPLASTIC MARKINGS**
- 1 4" YELLOW EDGE LINE
  - 2 4" WHITE MINI-SKIP LINE
  - 3 4" WHITE SKIP LINE
  - 4 8" WHITE GORE LINE
  - 5 4" WHITE EDGE LINE
  - 6 4" WHITE LANE LINE
  - 7 4" YELLOW LANE LINE
  - 8 24" WHITE STOP BAR
  - 9 8" YELLOW DIAGONAL LINE
  - 10 4" SOLID DOUBLE YELLOW
  - 11 8" WHITE DIAGONAL LINE



REVISIONS

19-AUG-2010 14:57 -NEW HANDOVER W5104-NC132 Crossovers.2010\ROADWAY\Proj\No resurf pm.L1.19.dgn  
 R:\RDY\03\FREE\AT\03\00237933

8/17/99

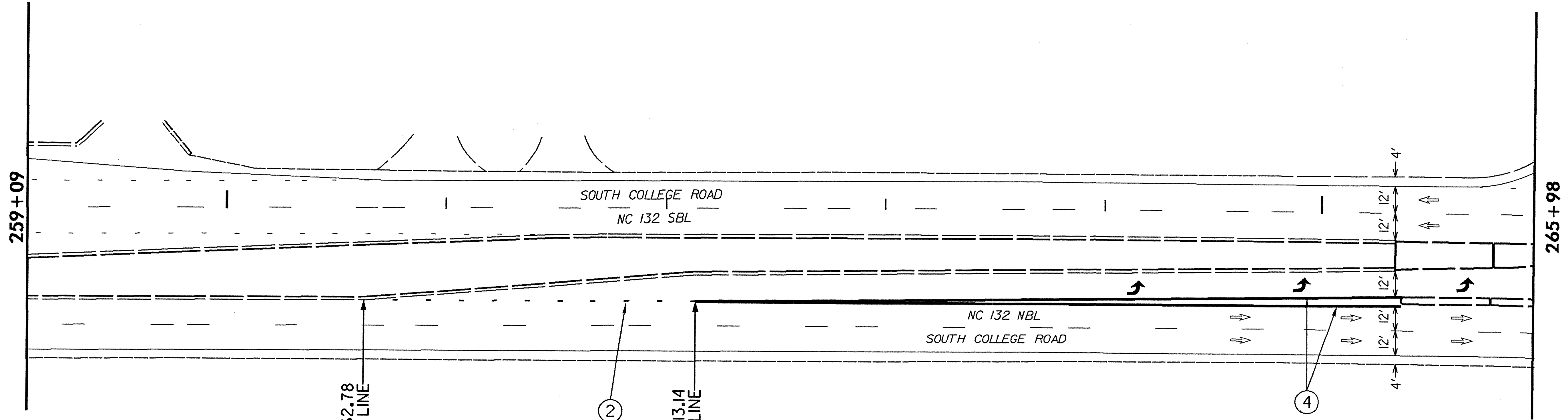


*Scott Evans Cooke*  
DIVISION DESIGN ENGINEER  
8/12/10

8/17/99

260

265



**THERMOPLASTIC MARKINGS**

- 1 4" YELLOW EDGE LINE
- 2 4" WHITE MINI-SKIP LINE
- 3 4" WHITE SKIP LINE
- 4 8" WHITE GORE LINE
- 5 4" WHITE EDGE LINE
- 6 4" WHITE LANE LINE
- 7 4" YELLOW LANE LINE
- 8 24" WHITE STOP BAR
- 9 8" YELLOW DIAGONAL LINE
- 10 4" SOLID DOUBLE YELLOW
- 11 8" WHITE DIAGONAL LINE

-LI- 260+62.78  
WHITE MINI-SKIP LINE

2

-LI- 262+13.14  
WHITE GORE LINE


4

Scale 1" = 50'



REVISIONS

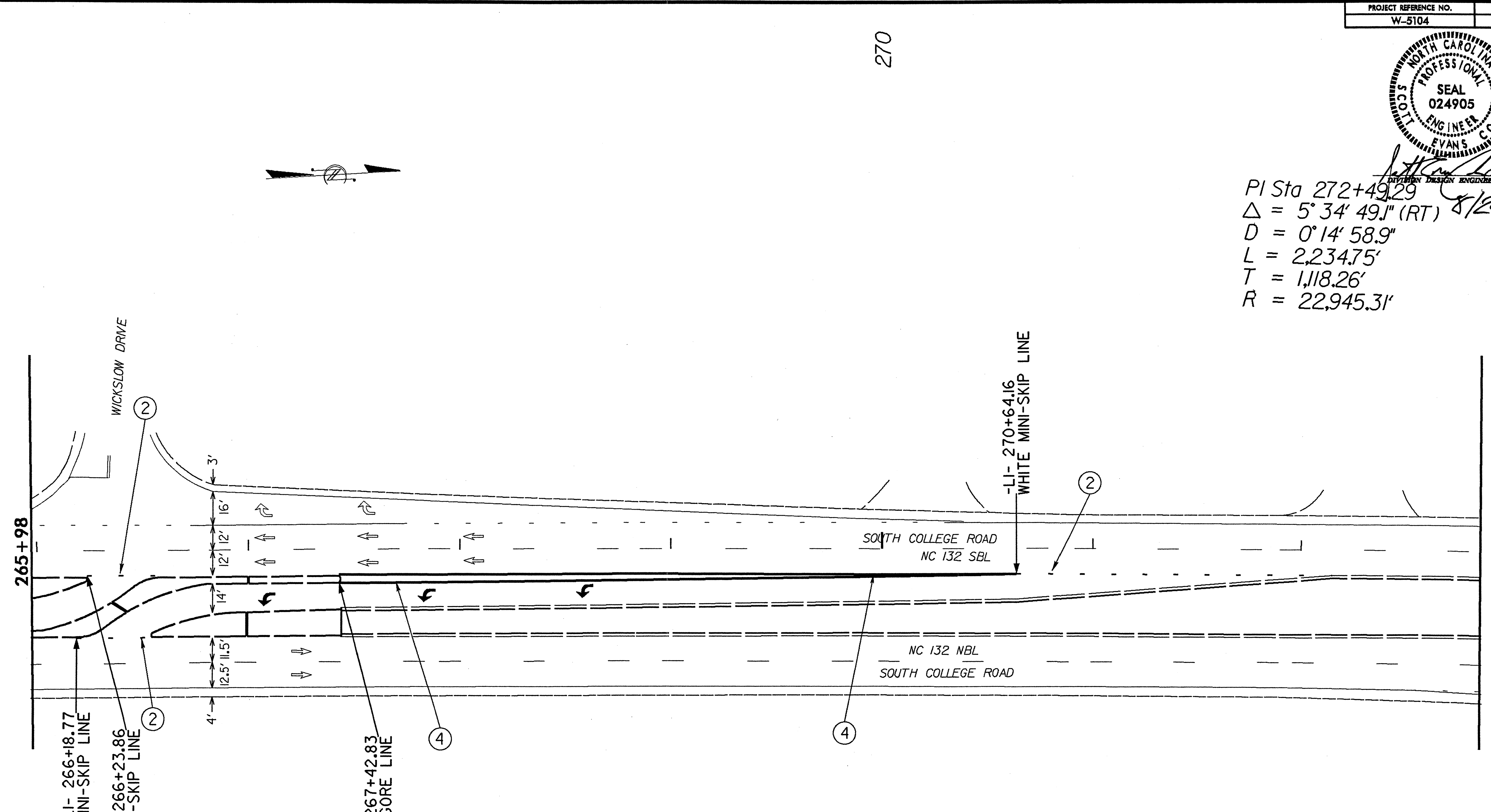
I9-AUG-2010 14:57 NEW\_HANOVER\W5104\_NC132\_Crossovers\_2010\ROADWAY\Proj\No resurf pm.L1.20.dgn  
 R:\RDY\THREE\...  
 61 13342337433



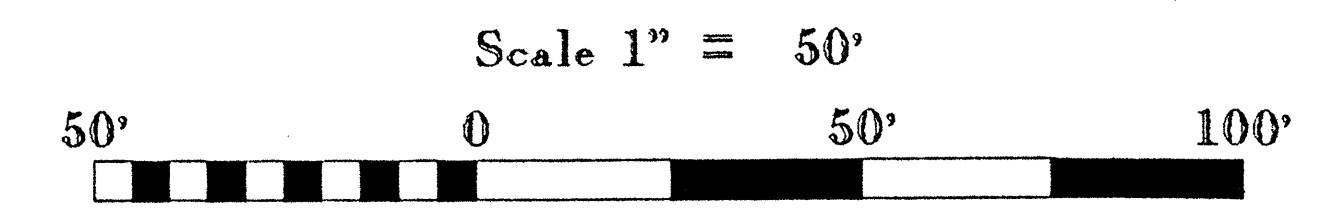
PI Sta 272+49.29  
 $\Delta = 5^\circ 34' 49.1''$  (RT)  
 $D = 0^\circ 14' 58.9''$   
 $L = 2,234.75'$   
 $T = 1,118.26'$   
 $R = 22,945.31'$

8/17/99

REVISIONS  
 19-AUG-2010 14:59 NEW\_HANOVER\WB104-NC132\_Crossovers.dwg  
 R:\RDY\OTFREE\AL\132ADP\272333  
 2010\ROADWAY\Proj\No resurf. pm.L1.1.21.dgn



- THERMOPLASTIC MARKINGS**
- 1 4" YELLOW EDGE LINE
  - 2 4" WHITE MINI-SKIP LINE
  - 3 4" WHITE SKIP LINE
  - 4 8" WHITE GORE LINE
  - 5 4" WHITE EDGE LINE
  - 6 4" WHITE LANE LINE
  - 7 4" YELLOW LANE LINE
  - 8 24" WHITE STOP BAR
  - 9 8" YELLOW DIAGONAL LINE
  - 10 4" SOLID DOUBLE YELLOW
  - 11 8" WHITE DIAGONAL LINE

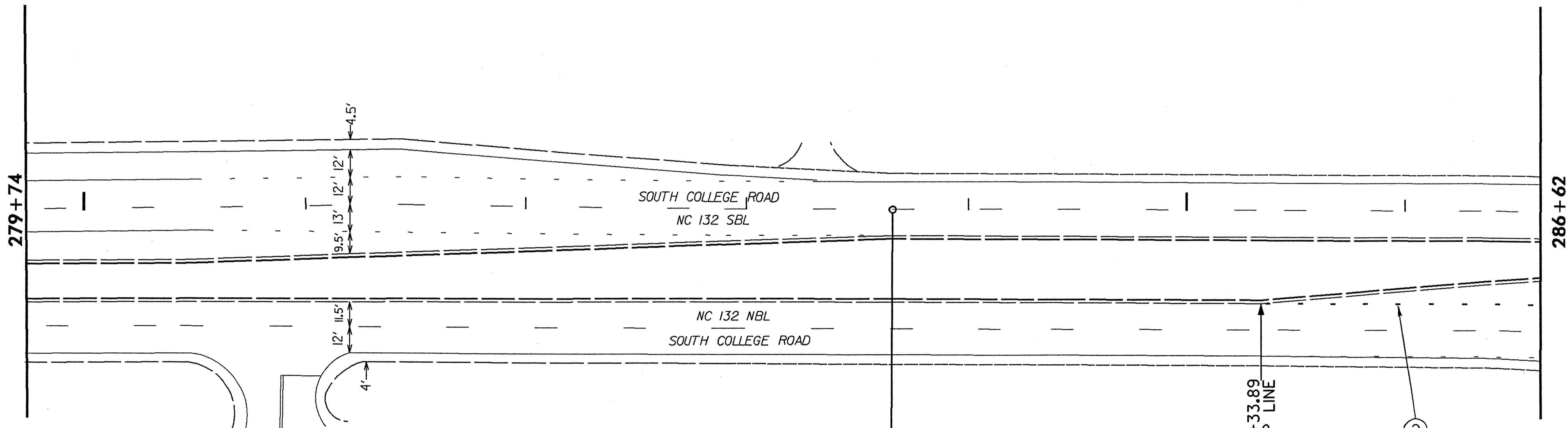




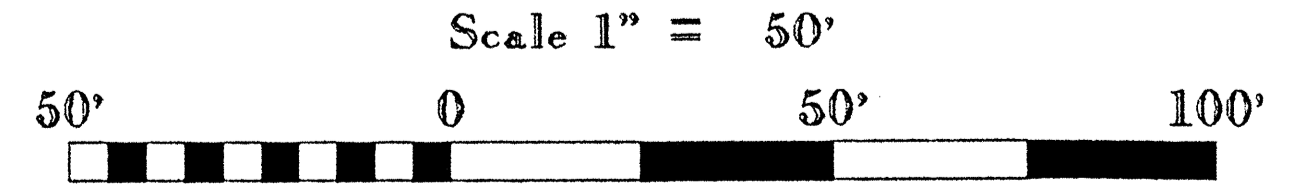
*Scott E. Cooke*  
DIVISION DESIGN ENGINEER  
8/20/10

280

285




- THERMOPLASTIC MARKINGS**
- 1 4" YELLOW EDGE LINE
  - 2 4" WHITE MINI-SKIP LINE
  - 3 4" WHITE SKIP LINE
  - 4 8" WHITE GORE LINE
  - 5 4" WHITE EDGE LINE
  - 6 4" WHITE LANE LINE
  - 7 4" YELLOW LANE LINE
  - 8 24" WHITE STOP BAR
  - 9 8" YELLOW DIAGONAL LINE
  - 10 4" SOLID DOUBLE YELLOW
  - 11 8" WHITE DIAGONAL LINE



REVISIONS

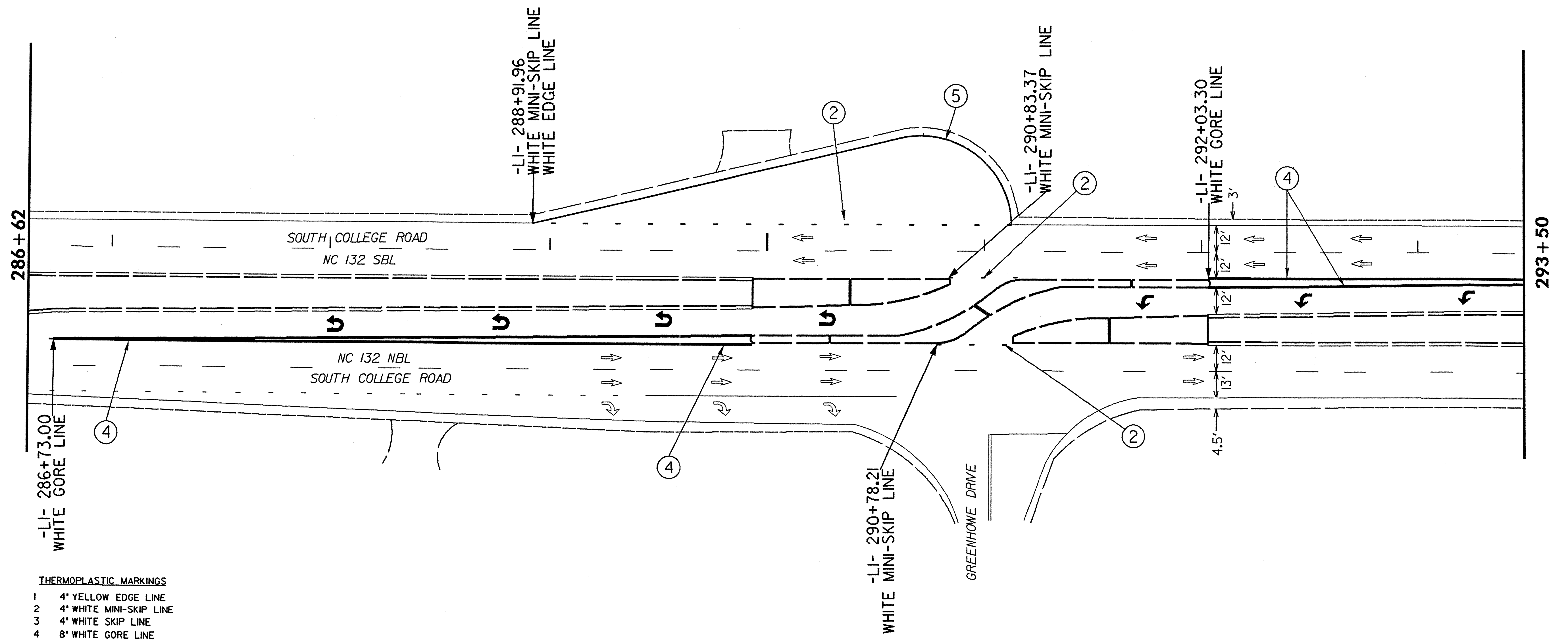

I:\AUG-2010\1500\_NEW\_HANDOVER\W5104-NC132\_Crossovers\2010\ROADWAY\Proj\No\_resurf\_pm.L1.22.dgn  
 R:\RDY\OFFICE\AT\03080237933

8/17/99

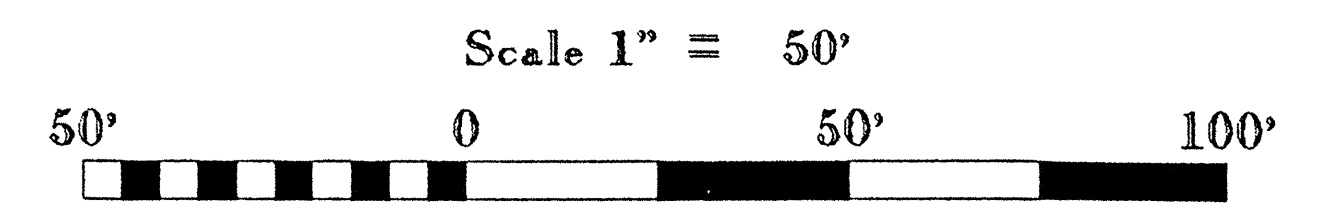


*Scott Evans Cooke*  
 DIVISION DIRECTOR, ENGINEER  
 8/20/10

290




- THERMOPLASTIC MARKINGS**
- 1 4" YELLOW EDGE LINE
  - 2 4" WHITE MINI-SKIP LINE
  - 3 4" WHITE SKIP LINE
  - 4 8" WHITE GORE LINE
  - 5 4" WHITE EDGE LINE
  - 6 4" WHITE LANE LINE
  - 7 4" YELLOW LANE LINE
  - 8 24" WHITE STOP BAR
  - 9 8" YELLOW DIAGONAL LINE
  - 10 4" SOLID DOUBLE YELLOW
  - 11 8" WHITE DIAGONAL LINE



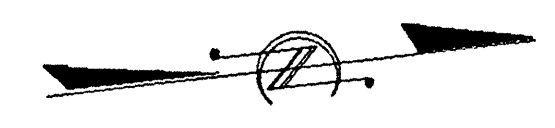
REVISIONS

I:\NC-2010\5100\_NEW\_HANDOVER\5104\_NC132\_Crossovers\_2010\ROADWAY\Proj\No resurf pm.L1.1.23.dgn  
 RANDY THRELL  
 8/17/09

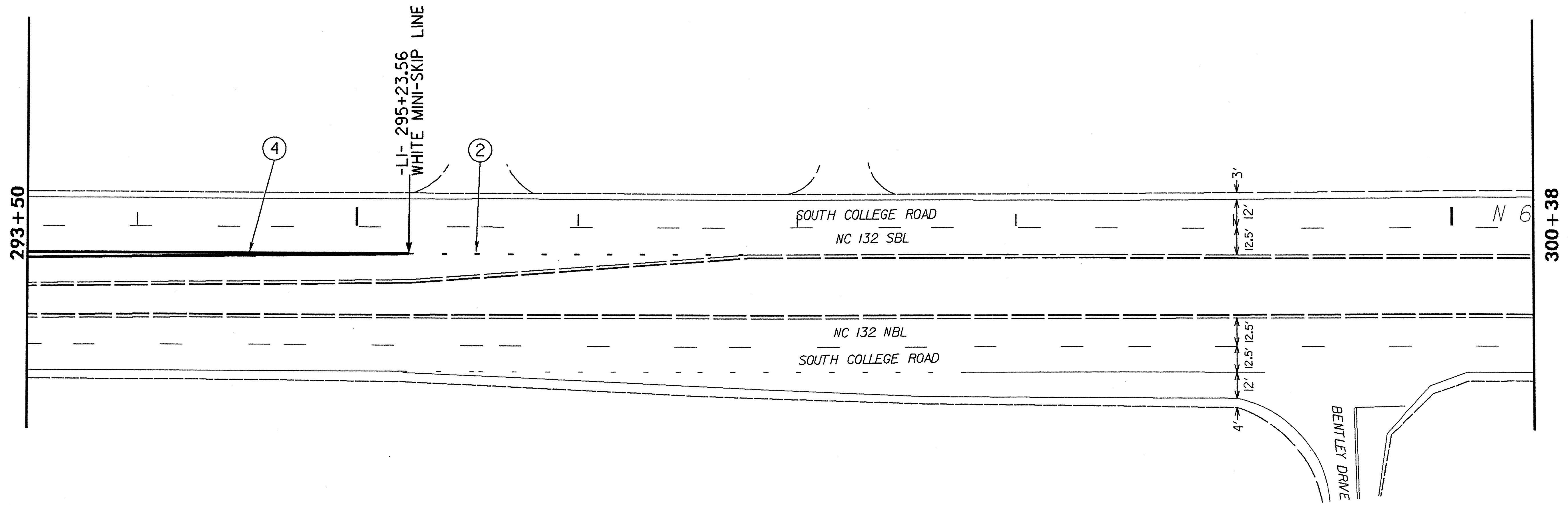
300



*Scott Evans Cooke*  
DIVISION DESIGN ENGINEER  
8/20/10

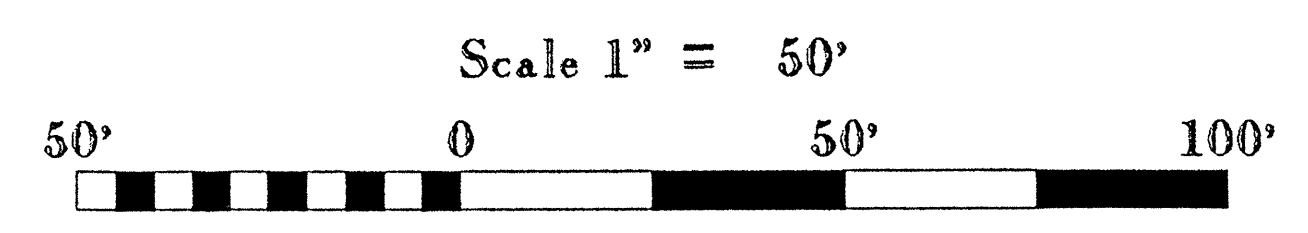


295



**THERMOPLASTIC MARKINGS**

- 1 4" YELLOW EDGE LINE
- 2 4" WHITE MINI-SKIP LINE
- 3 4" WHITE SKIP LINE
- 4 8" WHITE CORE LINE
- 5 4" WHITE EDGE LINE
- 6 4" WHITE LANE LINE
- 7 4" YELLOW LANE LINE
- 8 24" WHITE STOP BAR
- 9 8" YELLOW DIAGONAL LINE
- 10 4" SOLID DOUBLE YELLOW
- 11 8" WHITE DIAGONAL LINE



REVISIONS

18-AUG-2010 15:00 NEW HANDOVER V5104.NC132 Crossovers..2010 ROADWAY\Proj\No resurf pm.L1.24.dgn  
 R:\FOX\03\FREEL\NEW HANDOVER V5104.NC132 Crossovers..2010 ROADWAY\Proj\No resurf pm.L1.24.dgn  
 8/17/99



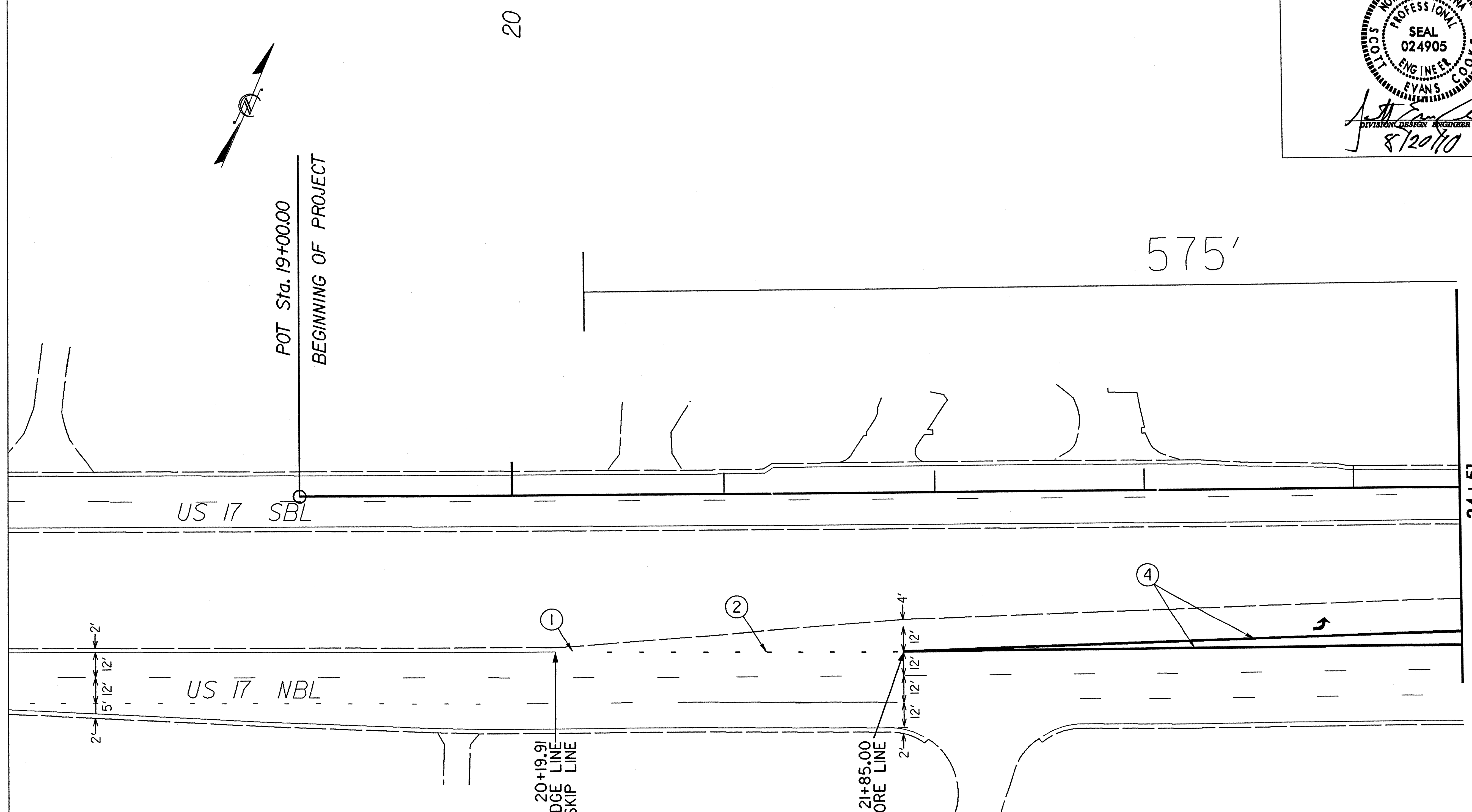


*Scott Evans Cooke*  
DIVISION DESIGN ENGINEER  
8/20/10

8/17/99

REVISIONS

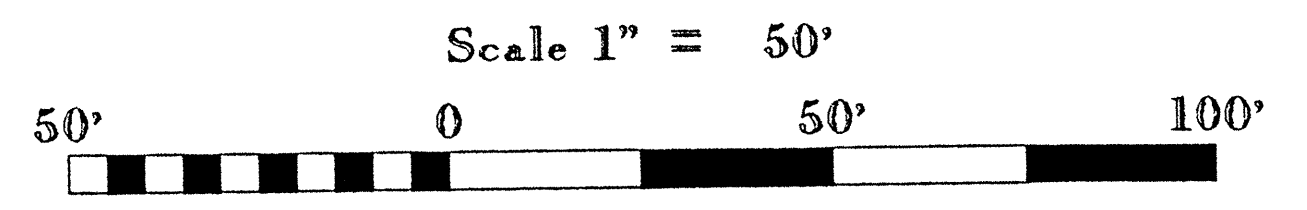
20-AUG-2010 10:42 R:\RDY\03FREE\_NEW\_HANDOVER\5104\_NC132 Crossovers\_2010\ROADWAY\Proj\No resurf pm.L2.25.dgn




- THERMOPLASTIC MARKINGS**
- I 4" YELLOW EDGE LINE
  - 2 4" WHITE MINI-SKIP LINE
  - 3 4" WHITE SKIP LINE
  - 4 8" WHITE GORE LINE
  - 5 4" WHITE EDGE LINE
  - 6 4" WHITE LANE LINE
  - 7 4" YELLOW LANE LINE
  - 8 24" WHITE STOP BAR
  - 9 8" YELLOW DIAGONAL LINE
  - 10 4" SOLID DOUBLE YELLOW
  - 11 8" WHITE DIAGONAL LINE

-L2- 20+19.91  
YELLOW EDGE LINE  
WHITE MINI-SKIP LINE

-L2- 21+85.00  
WHITE GORE LINE

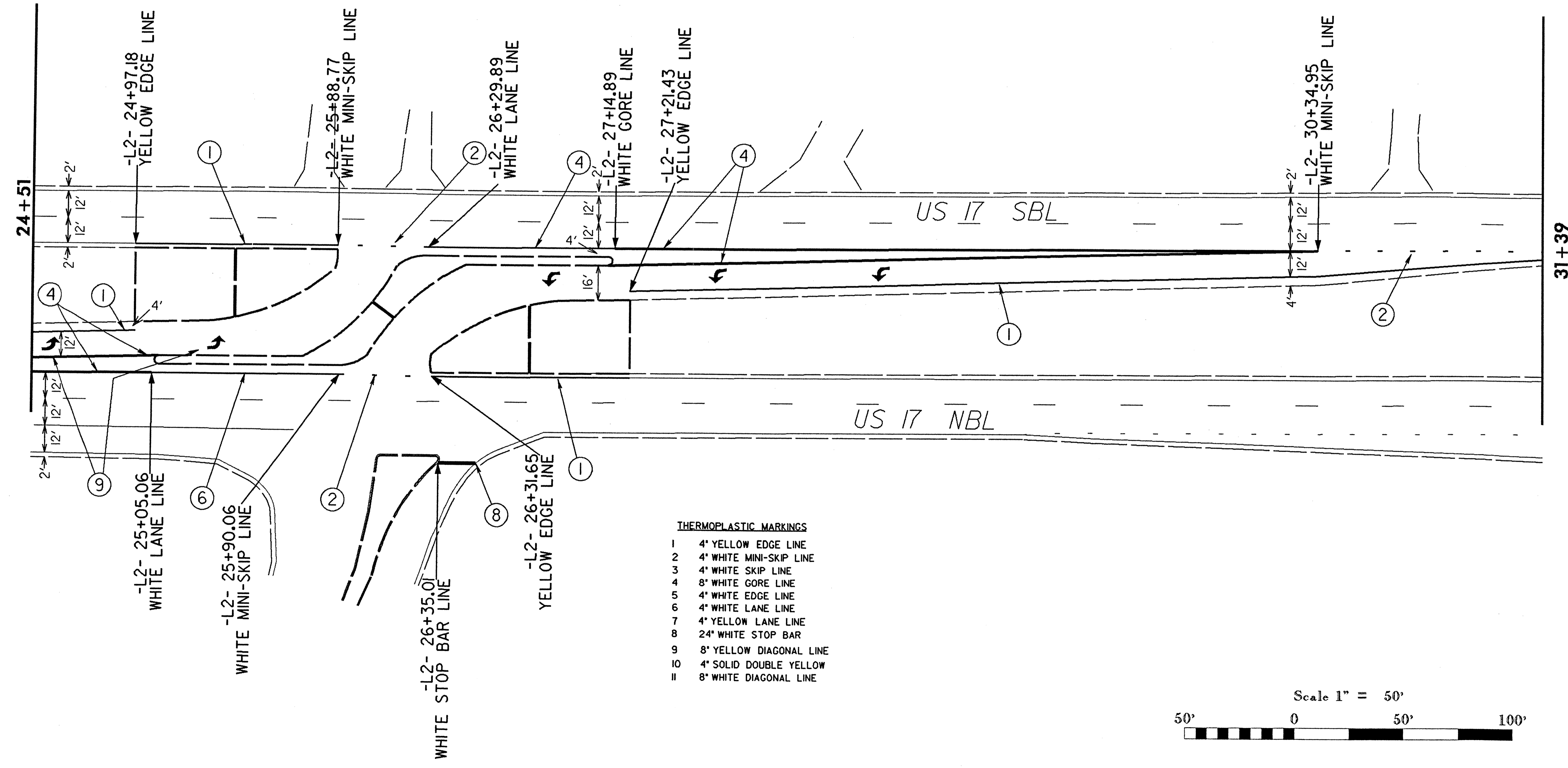




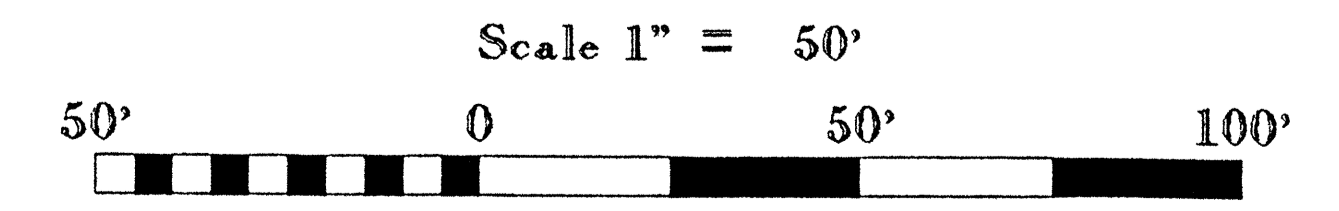
8/17/09

REVISIONS

20-AN-200-10-46 REV'D TO THREE NEW HANDOVERS 5104\_NC132 Crossovers\_2010 ROADWAY Proj No Resurf pm.L2.26.dgn



- THERMOPLASTIC MARKINGS**
- 1 4" YELLOW EDGE LINE
  - 2 4" WHITE MINI-SKIP LINE
  - 3 4" WHITE SKIP LINE
  - 4 8" WHITE GORE LINE
  - 5 4" WHITE EDGE LINE
  - 6 4" WHITE LANE LINE
  - 7 4" YELLOW LANE LINE
  - 8 24" WHITE STOP BAR
  - 9 8" YELLOW DIAGONAL LINE
  - 10 4" SOLID DOUBLE YELLOW
  - 11 8" WHITE DIAGONAL LINE




31+39

24+51

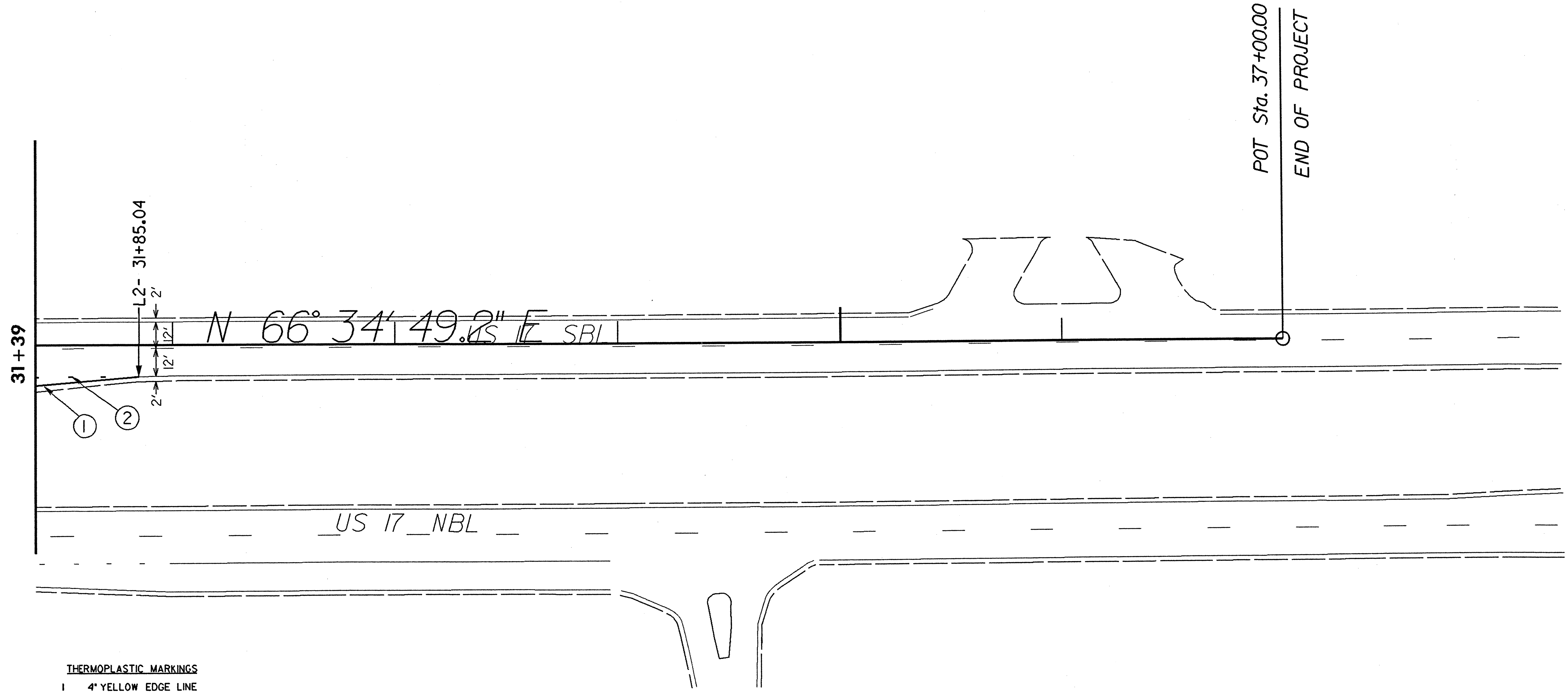
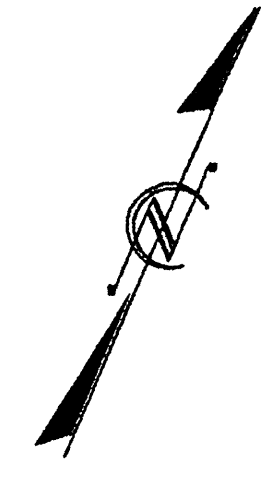
US 17 NBL

US 17 SBL

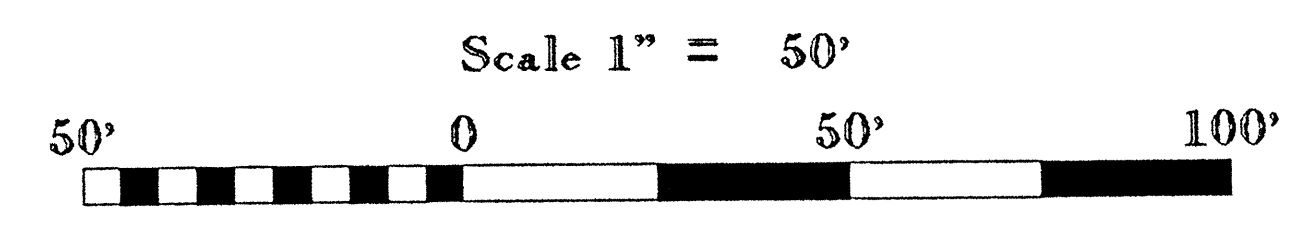


*Scott L. Evans*  
DIVISION DESIGN ENGINEER  
8/20/10

35



- THERMOPLASTIC MARKINGS**
- 1 4" YELLOW EDGE LINE
  - 2 4" WHITE MINI-SKIP LINE
  - 3 4" WHITE SKIP LINE
  - 4 8" WHITE GORE LINE
  - 5 4" WHITE EDGE LINE
  - 6 4" WHITE LANE LINE
  - 7 4" YELLOW LANE LINE
  - 8 24" WHITE STOP BAR
  - 9 8" YELLOW DIAGONAL LINE
  - 10 4" SOLID DOUBLE YELLOW
  - 11 8" WHITE DIAGONAL LINE



REVISIONS

20-AUG-2010 10:48  
 REV:ROY-DTHREE  
 20-AUG-2010 10:48  
 8/17/99  
 C:\projects\2010\ROADWAY\Pro\No resurf pm-12.27.dgn  
 20-AUG-2010 10:48  
 REV:ROY-DTHREE  
 20-AUG-2010 10:48