

TIP NO.	SHEET NO.
U-3110B	SIGN-1
APPROVED: _____	
DATE: _____	
SEAL	

**STATE OF NORTH CAROLINA
DEPARTMENT OF TRANSPORTATION**

**SIGNING PLAN
ALAMANCE COUNTY**

**LOCATION: SR 1311 (COOK RD.) WIDENING AND EXTENSION
FROM SR 1309 (WESTBROOK AVE.) TO SR 1503 (MANNING AVE)**

CONTRACT: C202557 T.I.P.: U-3110B

SUMMARY OF QUANTITIES

ITEM NO.		ITEM DESCRIPTION	QUANTITY	UNIT
DESC. NO.	SECT. NO.			
4072000000	903	SUPPORTS, 3 LB STEEL U-CHANNEL	2075	L.F.
4096000000	904	SIGN ERECTION, TYPE D	7	EA.
4102000000	904	SIGN ERECTION, TYPE E	56	EA.
4108000000	904	SIGN ERECTION, TYPE F	13	EA.
4116100000	904	SIGN ERECTION, RELOCATE SIGN TYPE E	1	EA.
4155000000	907	DISPOSAL OF SIGN SYSTEM, U-CHANNEL	54	EA.
4192000000	907	DISPOSAL OF SUPPORT, U-CHANNEL	8	EA.
4237000000	907	STOCKPILE SIGN, D, E OR F	12	EA.

GENERAL NOTES

- . SIGNS FURNISHED BY STATE
- . ALL TYPE 'D' SIGNS SHALL BE MOUNTED ON TWO U-CHANNEL POSTS UNLESS OTHERWISE INDICATED ON THE PLANS.
- . IF REMOVAL OR RELOCATION OF SIGNS ON PRIVATE STREET (NON-STATE MAINTAINED) IS REQUIRED DUE TO CONSTRUCTION, THE CONTRACTOR SHALL INFORM THE ENGINEER. THE WORK WILL BE COMPLETED BY OTHERS.
- . SIGNING PLANS DO NOT INCLUDE TEMPORARY CONSTRUCTION SIGNING OR PAVEMENT MARKINGS. SEE TRAFFIC CONTROL PLANS.
- . WHEN NOT STATIONED OR DIMENSIONED ON PLANS, ALL 'E' AND 'F' SIGNS SHALL BE FIELD LOCATED BY THE ENGINEER
- . ALL EXISTING SIGNS ON "U" CHANNEL POST WITHIN THE PROJECT LIMITS SHALL BE REMOVED AND DISPOSED OF UNLESS OTHERWISE NOTED ON PLANS.
- . WHEN EXISTING SIGNS ARE REMOVED AND INSTALLED ON NEW SUPPORTS, THE RE-ERECTION SHALL IMMEDIATELY FOLLOW THE REMOVAL.
- . THE BACKGROUND FOR TYPE E & F SIGNS SHALL BE TYPE C REFLECTIVE SHEETING.
- . DO NOT BEGIN FABRICATION FOR TYPES A & B SIGNS MOUNTED ON OVERHEAD STRUCTURES OR STEEL SUPPORTS UNTIL "S" DIMENSIONS HAVE BEEN FIELD VERIFIED.
- . SEE ROADWAY PLANS FOR GUARD/GUIDE RAIL DETAILS.

ROADWAY STANDARD DRAWING

THE FOLLOWING ROADWAY STANDARDS AS APPEAR IN "ROADWAY STANDARD DRAWINGS" - PROJECT SERVICES UNIT - N.C. DEPARTMENT OF TRANSPORTATION - RALEIGH, N.C., DATED JULY 2006 ARE APPLICABLE TO THIS PROJECT AND BY REFERENCE HEREBY ARE CONSIDERED A PART OF THESE PLANS:

<u>STD. NO.</u>	<u>TITLE</u>
901.50	ARROWS AND SHIELDS
904.10	ORIENTATION OF GROUND MOUNTED SIGNS
904.50	MOUNTING OF TYPE 'D', 'E' AND 'F' SIGNS ON 'U' CHANNEL POSTS

INDEX

<u>SHEET NO.</u>	<u>DESCRIPTION</u>
SIGN-1	TITLE SHEET, SUMMARY OF QUANTITIES & GENERAL NOTES
SIGN-2-3	D SHEETS
SIGN-4	E SHEET
SIGN-5	F SHEET
SIGN-6-12	SIGN DETAIL SHEETS

PLAN PREPARED BY: N.C.D.O.T. SIGNING AND DELINEATION UNIT

RON KING, P.E. STATE SIGNING & DELINEATION ENGINEER
GEORGE TERLIZZI SIGNING & DELINEATION DESIGN ENGINEER

TIP NO. U-3110B	SHEET NO. SIGN-2
APPROVED: _____	
DATE: _____	
SEAL	

SIGN NUMBER: 301 TYPE: D QUANTITY: 1 SIGN WIDTH: 5'-0" HEIGHT: 2'-0" TOTAL AREA: 10.0 Sq.Ft. BORDER TYPE: FLUSH RECESS: 0" WIDTH: 0.75" RADIUS: 3" NO. Z BARS: LENGTH:	BACKG COLOR: Green COPY COLOR: White SYMBOL X Y WID HT MAT'L: 0.125" (3.2 mm) ALUMINUM	DESIGN BY: GNT PROJECT ID: U-3110B CHECKED BY: DIV: 7 DATE: Feb 08, 2010
---	---	--

USE NOTES: 1,2
1. Legend and border shall be direct applied Grade C sheeting.
2. Background shall be Grade C reflective sheeting.
3. Shields shall be on 0.032" (0.8mm) aluminum and demountable.
4. Shields shall be Grade B sheeting.

LETTER POSITIONS

Letter spacings are to start of next letter													Series/Size Text Length
G	I	B	S	O	N	V	I	L	L	E			D 2000
5.8	5.4	2.4	4.7	5	5.6	5	5.5	2.4	4.6	4.6	3.7	5.6	48.8
C	I	T	Y	L	I	M	I	T					D 2000
16.3	3.6	1.2	2.7	3.4	4	3.1	1.6	4.1	1.2	2.5	16.3	27.5	

Spacing Factor is 1 unless specified otherwise

FILENAME: U-3110B_Sgn-Dgn_SGN NORTH CAROLINA D.O.T. SIGN DETAIL

SIGN NUMBER: 303 TYPE: D QUANTITY: 1 SIGN WIDTH: 8'-0" HEIGHT: 2'-0" TOTAL AREA: 16.0 Sq.Ft. BORDER TYPE: FLUSH RECESS: 0" WIDTH: 1" RADIUS: 3" NO. Z BARS: LENGTH:	BACKG COLOR: Green COPY COLOR: White SYMBOL X Y WID HT ARUP 7.4 6 8 12 MAT'L: 0.125" (3.2 mm) ALUMINUM	DESIGN BY: GNT PROJECT ID: U-3110B CHECKED BY: DIV: 7 DATE: Feb 08, 2010
--	--	--

USE NOTES: 1,2
1. Legend and border shall be direct applied Grade C sheeting.
2. Background shall be Grade C reflective sheeting.
3. Shields shall be on 0.032" (0.8mm) aluminum and demountable.
4. Shields shall be Grade B sheeting.

LETTER POSITIONS

Letter spacings are to start of next letter													Series/Size Text Length
G	I	B	S	O	N	V	I	L	L	E			D 2000
23.4	7.2	3.2	6.2	6.6	7.4	6.6	7.3	3.2	6.2	6.2	5	7.4	65.1

Spacing Factor is 1 unless specified otherwise

FILENAME: U-3110B_Sgn-Dgn_SGN NORTH CAROLINA D.O.T. SIGN DETAIL

SIGN NUMBER: 302 TYPE: D QUANTITY: 1 SIGN WIDTH: 8'-0" HEIGHT: 4'-0" TOTAL AREA: 32.0 Sq.Ft. BORDER TYPE: FLUSH RECESS: 0" WIDTH: 1" RADIUS: 6" NO. Z BARS: LENGTH:	BACKG COLOR: Green/Green COPY COLOR: White SYMBOL X Y WID HT ARUP 27.4 28.8 8 12 ARUP 8.8 7.3 8 12 MAT'L: 0.125" (3.2 mm) ALUMINUM	DESIGN BY: GNT PROJECT ID: U-3110B CHECKED BY: DIV: 7 DATE: Feb 08, 2010
--	---	--

USE NOTES: 1,2
1. Legend and border shall be direct applied Grade C sheeting.
2. Background shall be Grade C reflective sheeting.
3. Shields shall be on 0.032" (0.8mm) aluminum and demountable.
4. Shields shall be Grade B sheeting.

LETTER POSITIONS

Letter spacings are to start of next letter													Series/Size Text Length
E	L	O	N										D 2000
43.4	6.3	6	7.4	5.4	27.4								25.2
E	L	O	N		U	N	I	V					D 2000
28.8	6.3	6	7.4	5.4	8	7.4	7.4	2.5	6.6	1.4	8.8		58.5

Spacing Factor is 1 unless specified otherwise

FILENAME: U-3110B_Sgn-Dgn_SGN NORTH CAROLINA D.O.T. SIGN DETAIL

SIGN NUMBER: 304 TYPE: D QUANTITY: 1 SIGN WIDTH: 8'-0" HEIGHT: 2'-0" TOTAL AREA: 16.0 Sq.Ft. BORDER TYPE: FLUSH RECESS: 0" WIDTH: 1" RADIUS: 3" NO. Z BARS: LENGTH:	BACKG COLOR: Green COPY COLOR: White SYMBOL X Y WID HT ARUP 75.2 8 8 12 MAT'L: 0.125" (3.2 mm) ALUMINUM	DESIGN BY: GNT PROJECT ID: U-3110B CHECKED BY: DIV: 7 DATE: Feb 08, 2010
--	---	--

USE NOTES: 1,2
1. Legend and border shall be direct applied Grade C sheeting.
2. Background shall be Grade C reflective sheeting.
3. Shields shall be on 0.032" (0.8mm) aluminum and demountable.
4. Shields shall be Grade B sheeting.

LETTER POSITIONS

Letter spacings are to start of next letter													Series/Size Text Length
E	L	O	N		U	N	I	V					D 2000
8.8	6.3	6	7.4	5.4	8	7.4	7.4	2.5	6.6	1.4	28.8		58.5


Spacing Factor is 1 unless specified otherwise

FILENAME: U-3110B_Sgn-Dgn_SGN NORTH CAROLINA D.O.T. SIGN DETAIL

TYPE "D" SIGNS

03-JUN-2010 15:40 P:\TIP\Projects\U-3110B\Traffic\Signing\CADD\Signing Layout Plans\Engseed.dgn User:ljz1 AT 1E24/751

APPROVED: _____
 DATE: _____
 SEAL



SIGN NUMBER: 305 BACKG COLOR: Green
 TYPE: D COPY COLOR: White
 QUANTITY: 1
 SIGN WIDTH: 8'-6"
 HEIGHT: 2'-6"
 TOTAL AREA: 21.3 Sq.Ft.
 BORDER TYPE: FLUSH
 RECESS: 0"
 WIDTH: 1"
 RADII: 3"
 NO. Z BARS: MAT'L: 0.125" (3.2 mm) ALUMINUM
 LENGTH:

SYMBOL	X	Y	WID	HT

DESIGN BY: GWT CHECKED BY: DATE: Feb 08, 2010
 PROJECT ID: U-3110B DIV: 7

USE NOTES: 1,2
 1. Legend and border shall be direct applied Grade C sheeting.
 2. Background shall be Grade C reflective sheeting.
 3. Shields shall be on 0.032" (0.8mm) aluminum and demountable.
 4. Shields shall be Grade B sheeting.

Spacing Factor is 1 unless specified otherwise

LETTER POSITIONS

Letter spacings are to start of next letter

Series/Size	Text Length
EM 2000	82.9
D 2000	76.7

FILENAME: U-3110B_Sgn-Dgn_05N NORTH CAROLINA D.O.T. SIGN DETAIL

SIGN NUMBER: 307 BACKG COLOR: Green/Green
 TYPE: D COPY COLOR: White
 QUANTITY: 1
 SIGN WIDTH: 8'-6"
 HEIGHT: 3'-6"
 TOTAL AREA: 29.8 Sq.Ft.
 BORDER TYPE: FLUSH
 RECESS: 0"
 WIDTH: 1"
 RADII: 6"
 NO. Z BARS: MAT'L: 0.125" (3.2 mm) ALUMINUM
 LENGTH:

SYMBOL	X	Y	WID	HT
ARUP	28.4	27.3	8	12
ARUP	61.6	6.8	8	12

DESIGN BY: GWT CHECKED BY: DATE: Feb 08, 2010
 PROJECT ID: U-3110B DIV: 7

USE NOTES: 1,2
 1. Legend and border shall be direct applied Grade C sheeting.
 2. Background shall be Grade C reflective sheeting.
 3. Shields shall be on 0.032" (0.8mm) aluminum and demountable.
 4. Shields shall be Grade B sheeting.

Spacing Factor is 1 unless specified otherwise

LETTER POSITIONS

Letter spacings are to start of next letter

Series/Size	Text Length
D 2000	25.2
D 2000	65.1

FILENAME: U-3110B_Sgn-Dgn_05N NORTH CAROLINA D.O.T. SIGN DETAIL

SIGN NUMBER: 306 BACKG COLOR: Green/Green
 TYPE: D COPY COLOR: White
 QUANTITY: 1
 SIGN WIDTH: 7'-6"
 HEIGHT: 4'-0"
 TOTAL AREA: 30.0 Sq.Ft.
 BORDER TYPE: FLUSH
 RECESS: 0"
 WIDTH: 1"
 RADII: 6"
 NO. Z BARS: MAT'L: 0.125" (3.2 mm) ALUMINUM
 LENGTH:

SYMBOL	X	Y	WID	HT
ARUP	7.8	28.8	8	12
ARUP	55.6	7.3	8	12

DESIGN BY: GWT CHECKED BY: DATE: Feb 08, 2010
 PROJECT ID: U-3110B DIV: 7

USE NOTES: 1,2
 1. Legend and border shall be direct applied Grade C sheeting.
 2. Background shall be Grade C reflective sheeting.
 3. Shields shall be on 0.032" (0.8mm) aluminum and demountable.
 4. Shields shall be Grade B sheeting.

Spacing Factor is 1 unless specified otherwise

LETTER POSITIONS

Letter spacings are to start of next letter

Series/Size	Text Length
D 2000	58.5
D 2000	25.2


FILENAME: U-3110B_Sgn-Dgn_05N NORTH CAROLINA D.O.T. SIGN DETAIL

03-JUN-2010 15:41
 P:\TIP-Proj\03108\Traffic\Signing\CAOD\Signmg Layout\Plans\Engseed.dgn
 User: lizzi At: 12:47/51

TYPE "D" SIGNS

TIP NO. U-3110B	SHEET NO. SIGN-4
APPROVED: _____	
DATE: _____	
SEAL	

401 QUANTITY REQ'D 3



TWO "U" POSTS PER SIGN


406 QUANTITY REQ'D 18



MOUNT BACK TO
BACK WITH SIGN 405
IN 8 INSTALLATIONS

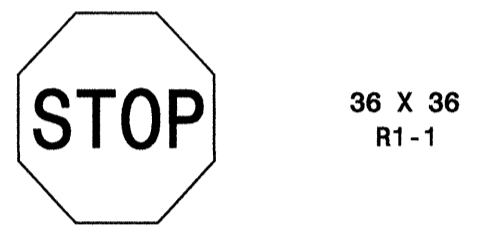
TWO "U" POST PER SIGN

411 QUANTITY REQ'D 1




TWO "U" POSTS PER SIGN

402 QUANTITY REQ'D 12




ONE "U" POST PER SIGN

407 QUANTITY REQ'D 1



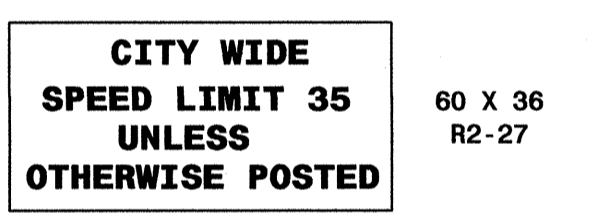
ONE "U" POST PER SIGN

412 QUANTITY REQ'D 1




ONE "U" POST PER SIGN

403 QUANTITY REQ'D 1



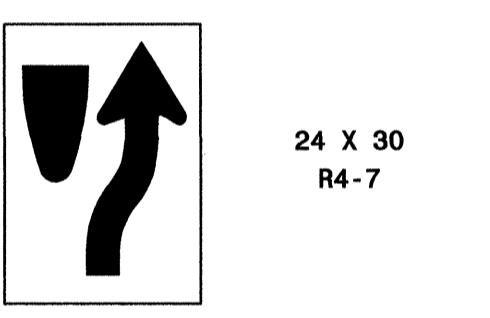
MOUNT BELOW SIGN 301
IN 1 INSTALLATIONS

408 QUANTITY REQ'D 2



ONE "U" POST PER SIGN

413 QUANTITY REQ'D 2



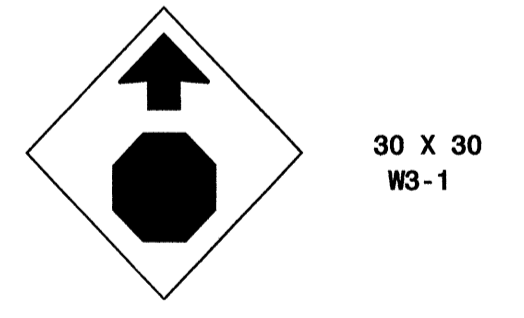
ONE "U" POST PER SIGN

404 QUANTITY REQ'D 1



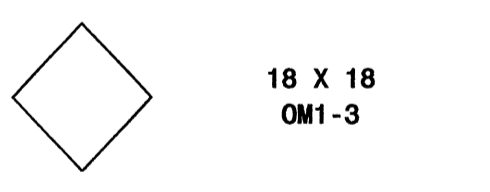
ONE "U" POST PER SIGN

409 QUANTITY REQ'D 1



ONE "U" POST PER SIGN

414 QUANTITY REQ'D 2



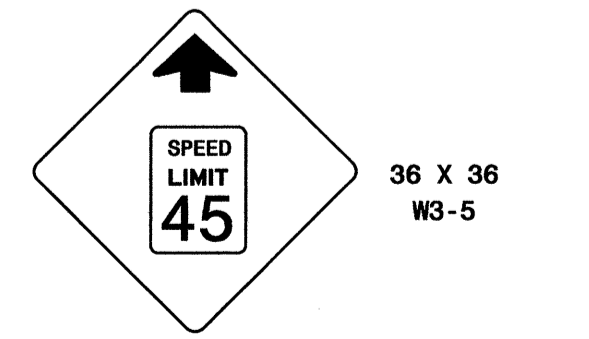
MOUNT BELOW SIGN 413
IN 2 INSTALLATIONS

405 QUANTITY REQ'D 10



MOUNT ABOVE SIGN 402
IN 10 INSTALLATIONS
TWO "U" POST PER SIGN

410 QUANTITY REQ'D 1



ONE "U" POST PER SIGN

TYPE "E" SIGNS

02-JUN-2010 07:59
 P:\TIP-Proj\03108\Traffic\Signing\CADD\Signing_Layout_Plans\Engseed.dgn
 gwer:lizz1 - AT 1E24/751

501 **510**

JCT 1- 21" X 15"

100 1- 24" X 24"

ONE "U" POST PER SIGN

506

EAST 1- 24" X 12"

100 1- 24" X 24"

→ 1- 21" X 15"

TO TO 2- 24" X 12"

INTERSTATE INTERSTATE 2- 24" X 24"

40 85 2- 24" X 24"

← ← 2- 21" X 15"

TWO "U" POST PER SIGN

512

WEST 1- 24" X 12"

100 1- 24" X 24"

ONE "U" POST PER SIGN

502

EAST WEST 2- 24" X 12"

100 100 2- 24" X 24"

↑ → 2- 21" X 15"

TWO "U" POST PER SIGN

507

EAST 1- 24" X 12"

100 1- 24" X 24"

← 1- 21" X 15"

TO TO 2- 24" X 12"

INTERSTATE INTERSTATE 2- 24" X 24"

40 85 2- 24" X 24"

← ← 2- 21" X 15"

TWO "U" POST PER SIGN

513

TO TO 2- 24" X 12"

INTERSTATE INTERSTATE 2- 24" X 24"

40 85 2- 24" X 24"

↑ ↑ 2- 21" X 15"

TWO "U" POST PER SIGN

503

EAST 1- 24" X 12"

100 1- 24" X 24"

ONE "U" POST PER SIGN

508

EAST 1- 24" X 12"

100 1- 24" X 24"

← 1- 21" X 15"

TO TO 2- 24" X 12"

INTERSTATE INTERSTATE 2- 24" X 24"

40 85 2- 24" X 24"

← ← 2- 21" X 15"

TWO "U" POST PER SIGN

504

WEST 1- 24" X 12"

100 1- 24" X 24"

← 1- 21" X 15"

ONE "U" POST PER SIGN

509

WEST 1- 24" X 12"

100 1- 24" X 24"

→ 1- 21" X 15"

ONE "U" POST PER SIGN

505

WEST 1- 24" X 12"

100 1- 24" X 24"

← 1- 21" X 15"

ONE "U" POST PER SIGN

511

WEST EAST 2- 24" X 12"

100 100 2- 24" X 24"

↑ → 2- 21" X 15"

TO TO 2- 24" X 12"

INTERSTATE INTERSTATE 2- 24" X 24"

40 85 2- 24" X 24"

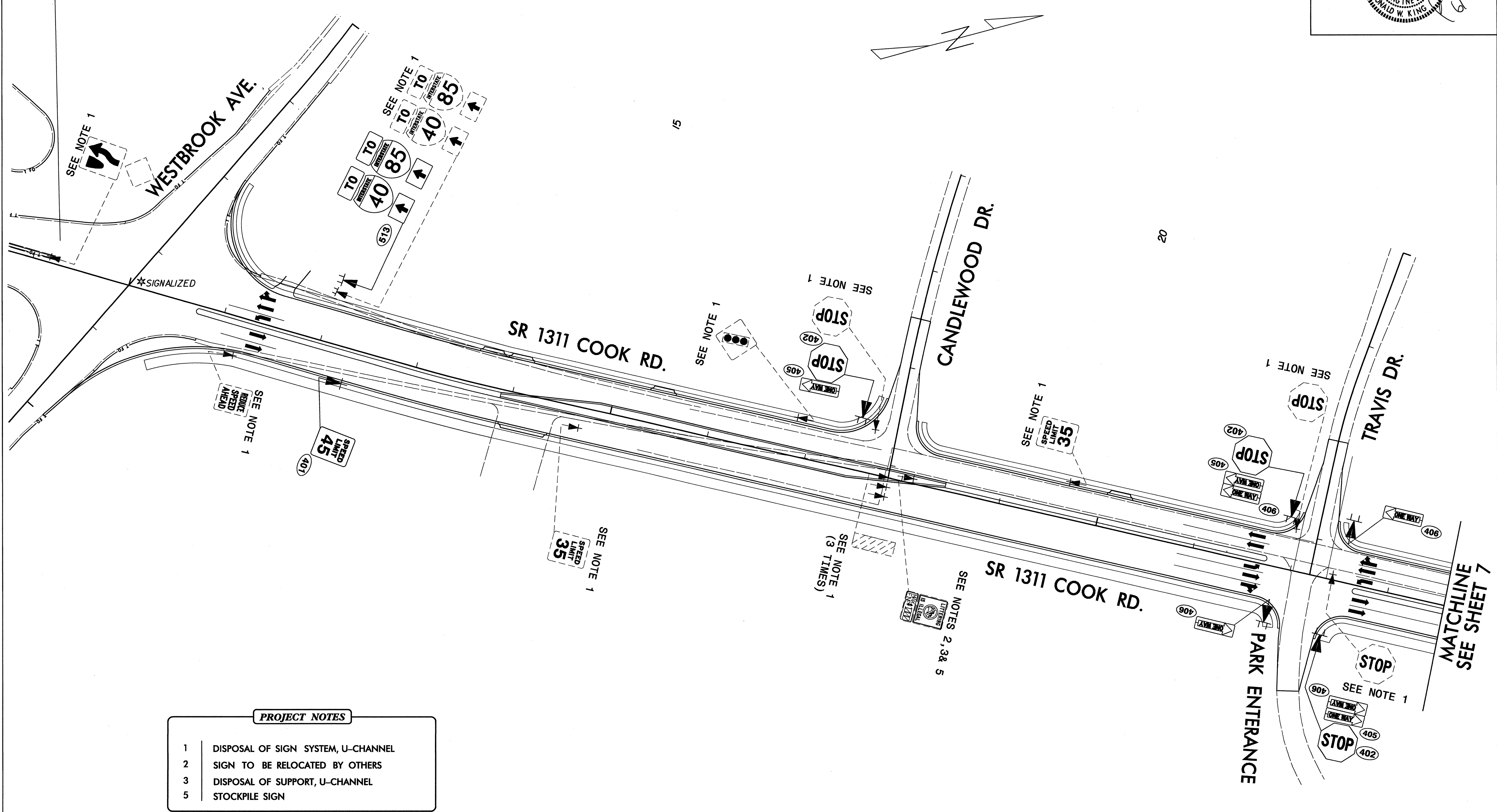
→ → 2- 21" X 15"

TWO "U" POST PER SIGN

TYPE "F" SIGNS

TIP NO. U-3110B	SHEET NO. SIGN-6
APPROVED: _____	
DATE: _____	
SEAL	

BEGIN SIGNING PROJECT
U-3110B

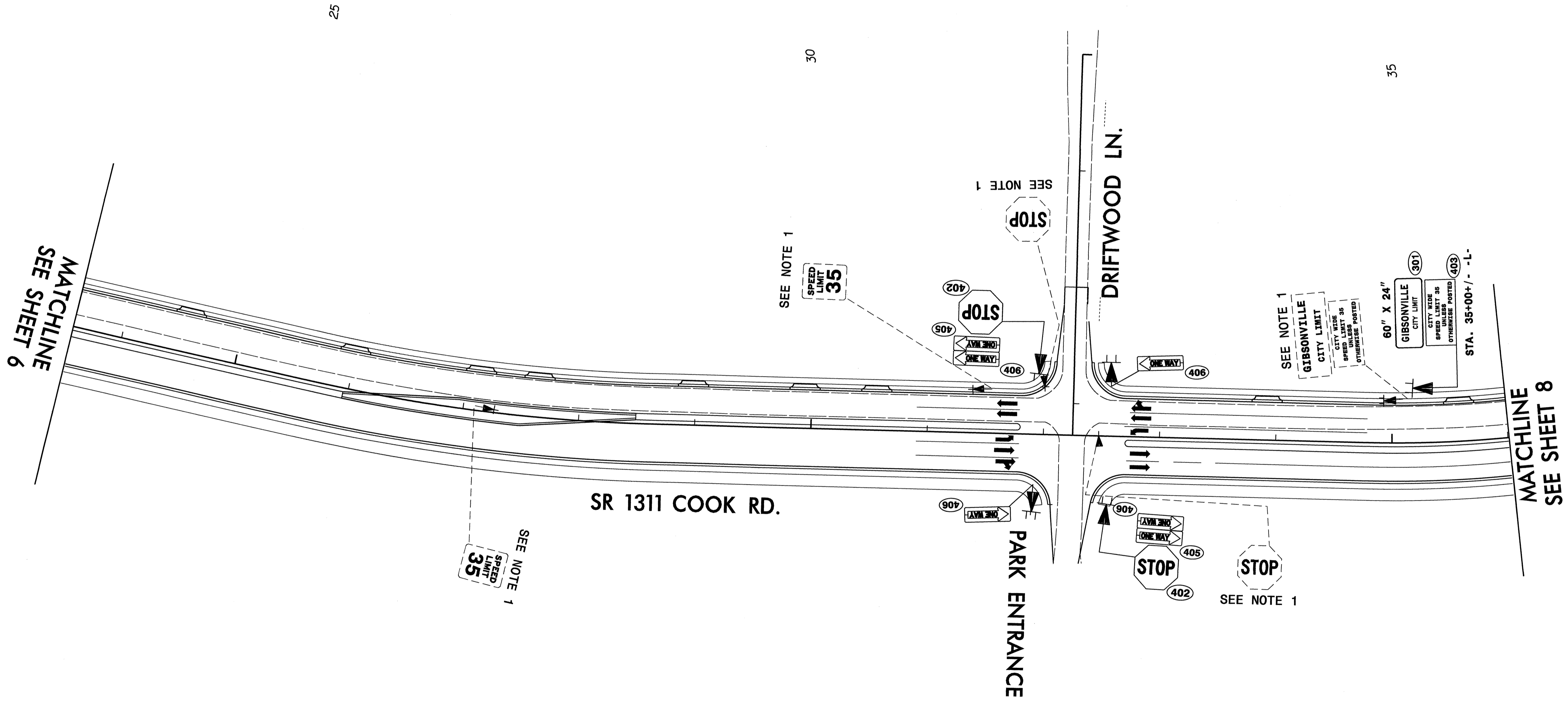


- PROJECT NOTES**
- 1 DISPOSAL OF SIGN SYSTEM, U-CHANNEL
 - 2 SIGN TO BE RELOCATED BY OTHERS
 - 3 DISPOSAL OF SUPPORT, U-CHANNEL
 - 5 STOCKPILE SIGN

EXISTING & PROPOSED SIGNS
COOK ROAD (SR 1311)

02-JUN-2010 07:41
 P:\Projects-U\U-3110B-Traffic\Signing\CADD\Signing_Layout\Plans\U-3110B_Sgn_P6.dgn
 gverlizza AL 1E247751

TIP NO. U-3110B	SHEET NO. SIGN-7
APPROVED: _____	
DATE: _____	
SEAL	



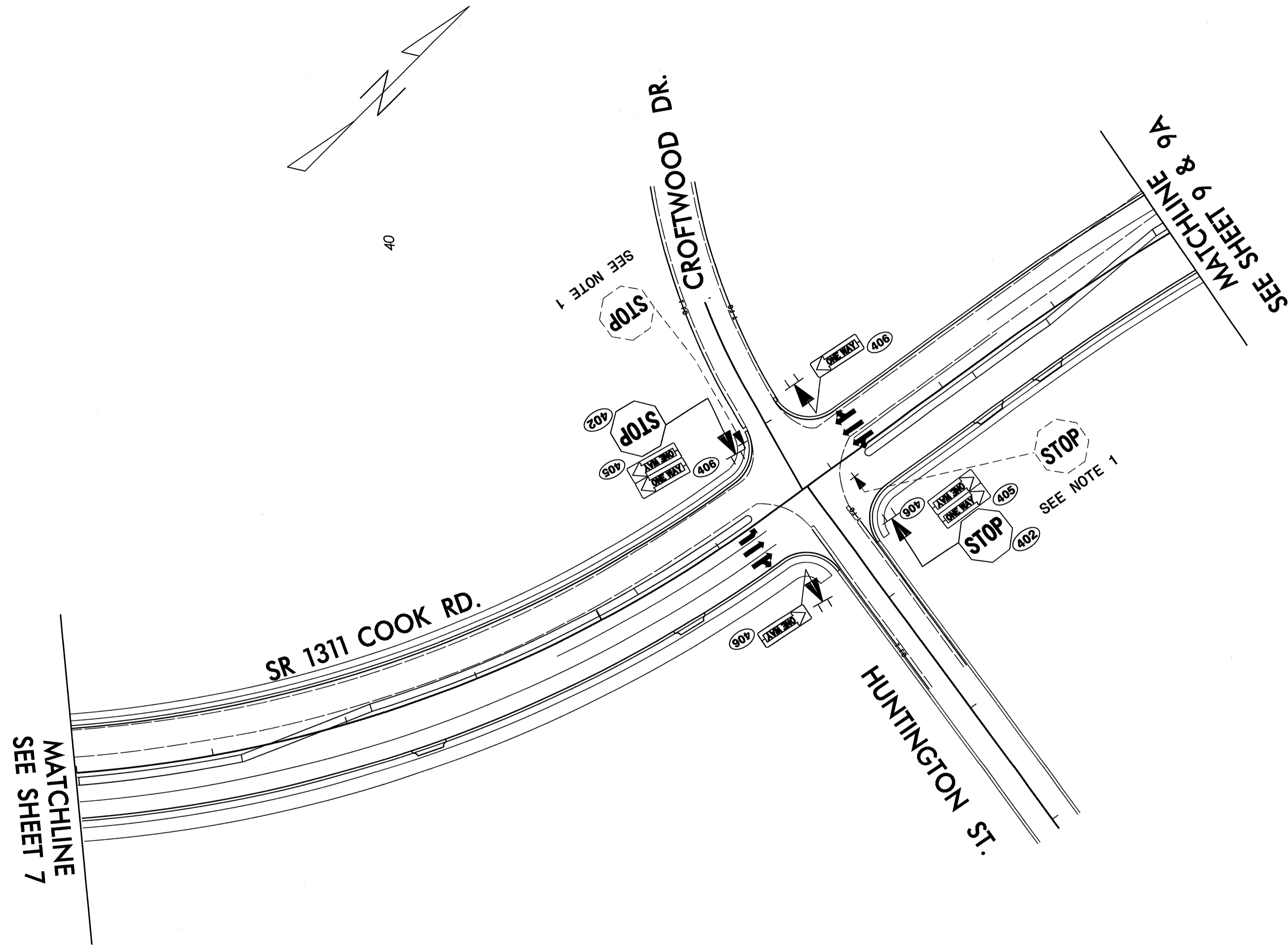
PROJECT NOTES

1 | DISPOSAL OF SIGN SYSTEM, U-CHANNEL

**EXISTING & PROPOSED SIGNS
COOK ROAD (SR 1311)**

03-JUN-2010 15:33
P:\TipProjects-U\0310B\Traffic\Signing\CADD\Signing_Layout\Plans\U-3110B_Sgn_P7.dgn
gwenhizzi - All 1E247751

TIP NO. U-3110B	SHEET NO. SIGN-8
APPROVED: _____	
DATE: _____	
SEAL	



PROJECT NOTES

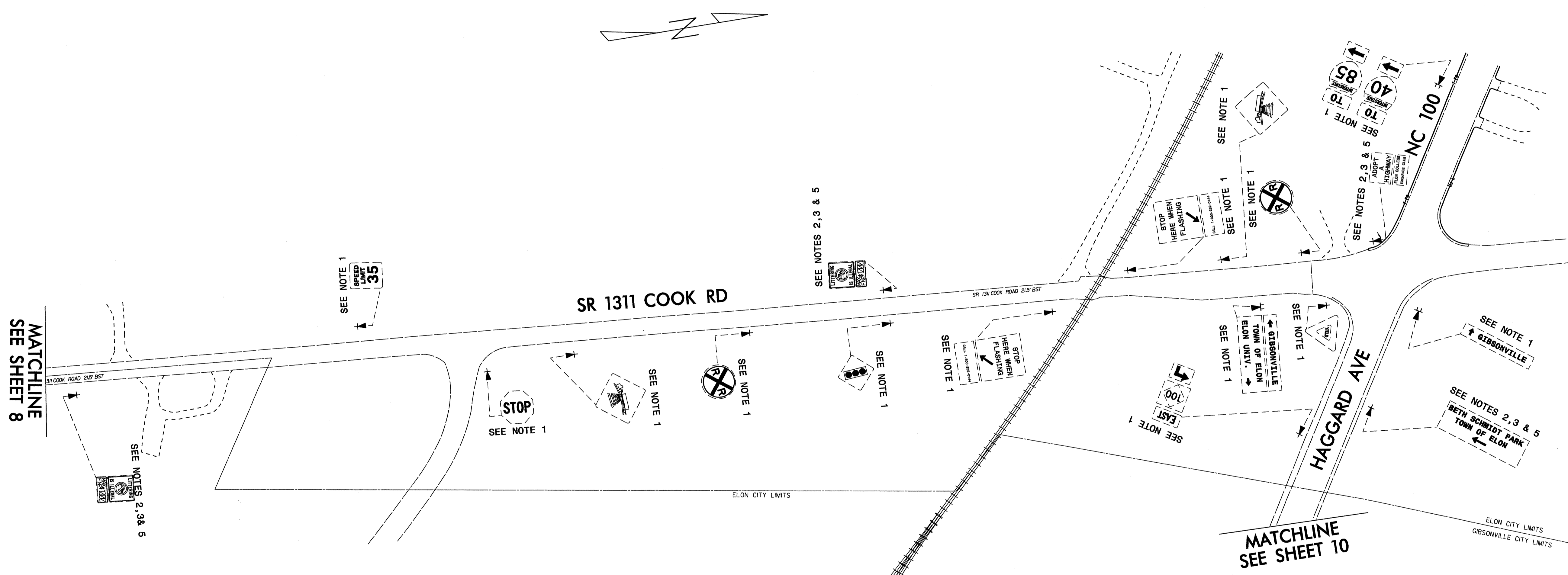
1 | DISPOSAL OF SIGN SYSTEM, U-CHANNEL

**EXISTING & PROPOSED SIGNS
COOK ROAD (SR 1311)**

03-JUN-2010 15:24
 P:\TIP\Projects-U\U3110B\Traffic\Signing\CADD\Signing Layout Plans\U-3110B Sgn P8.dgn
 gster11z1 AL TE247751

TIP NO. U-3110B	SHEET NO. SIGN-9
APPROVED: _____	
DATE: _____	
SEAL	

02/17/10



MATCHLINE
SEE SHEET 8


MATCHLINE
SEE SHEET 10

- PROJECT NOTES**
- 1 DISPOSAL OF SIGN SYSTEM, U-CHANNEL
 - 2 SIGN TO BE RELOCATED BY OTHERS
 - 3 DISPOSAL OF SUPPORT, U-CHANNEL
 - 5 STOCKPILE SIGN

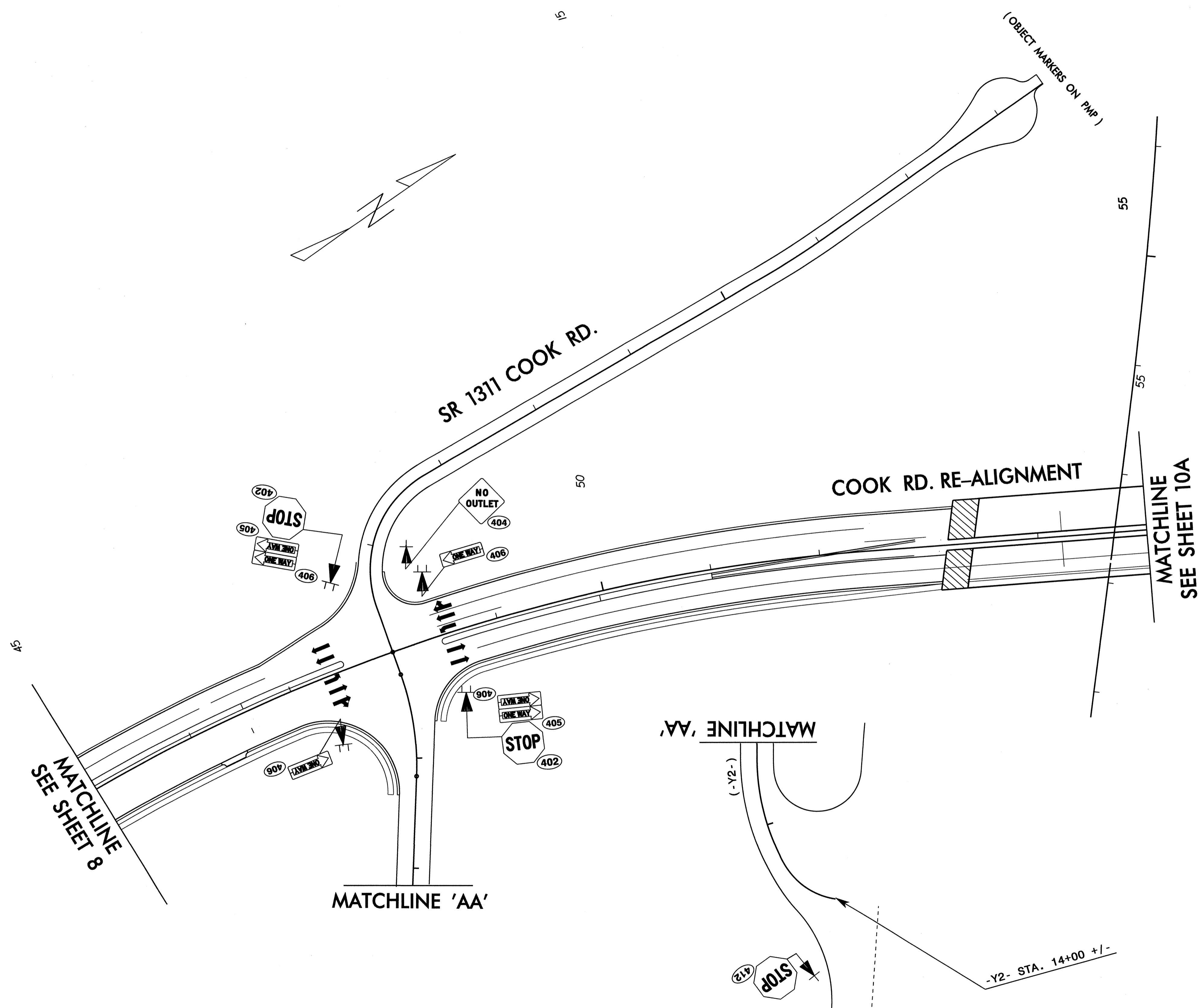
**EXISTING SIGNS
COOK ROAD (SR 1311)**

02-JUN-2010 07:51
 P:\TIP\Projects-U\3110B\Traffic\Signing\CADD\Signing_Layout_Plans\U-3110B_Sgn_P9.dgn
 gwerlizz1 Al 1E24751

TIP NO. U-3110B	SHEET NO. SIGN-9A
APPROVED: _____	
DATE: _____	
SEAL	

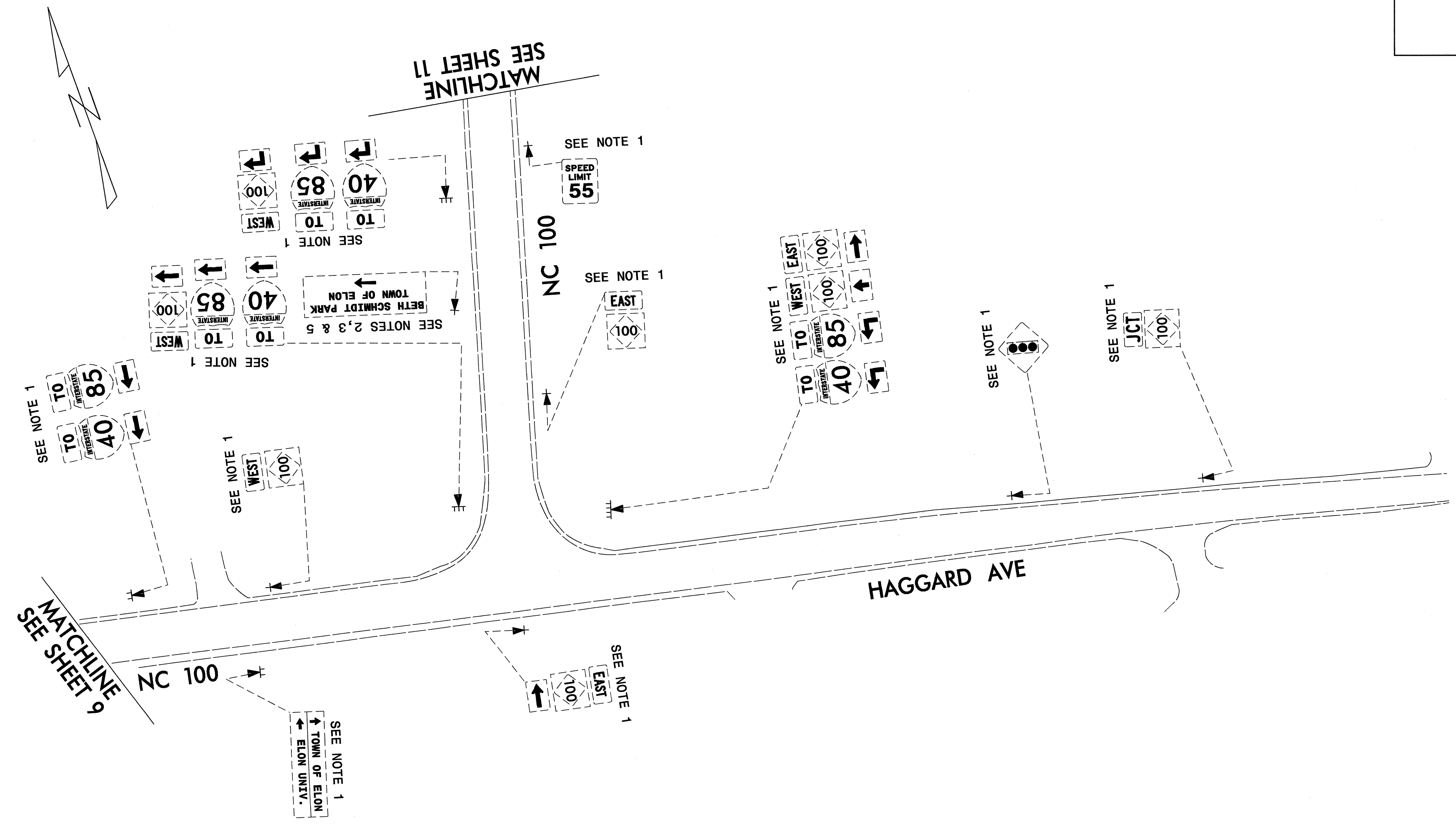


02-JUN-2010 07:52
 P:\Projects\U-3110B\Traffic\Signing\CA00\Signing Layout Plans\U-3110B Sign P9A.dgn
 gsterlizzi AT TE24751



PROPOSED SIGNS
COOK ROAD (SR 1311)

TIP NO. U-3110B	SHEET NO. SIGN-10
APPROVED: _____	
DATE: _____	
SEAL	



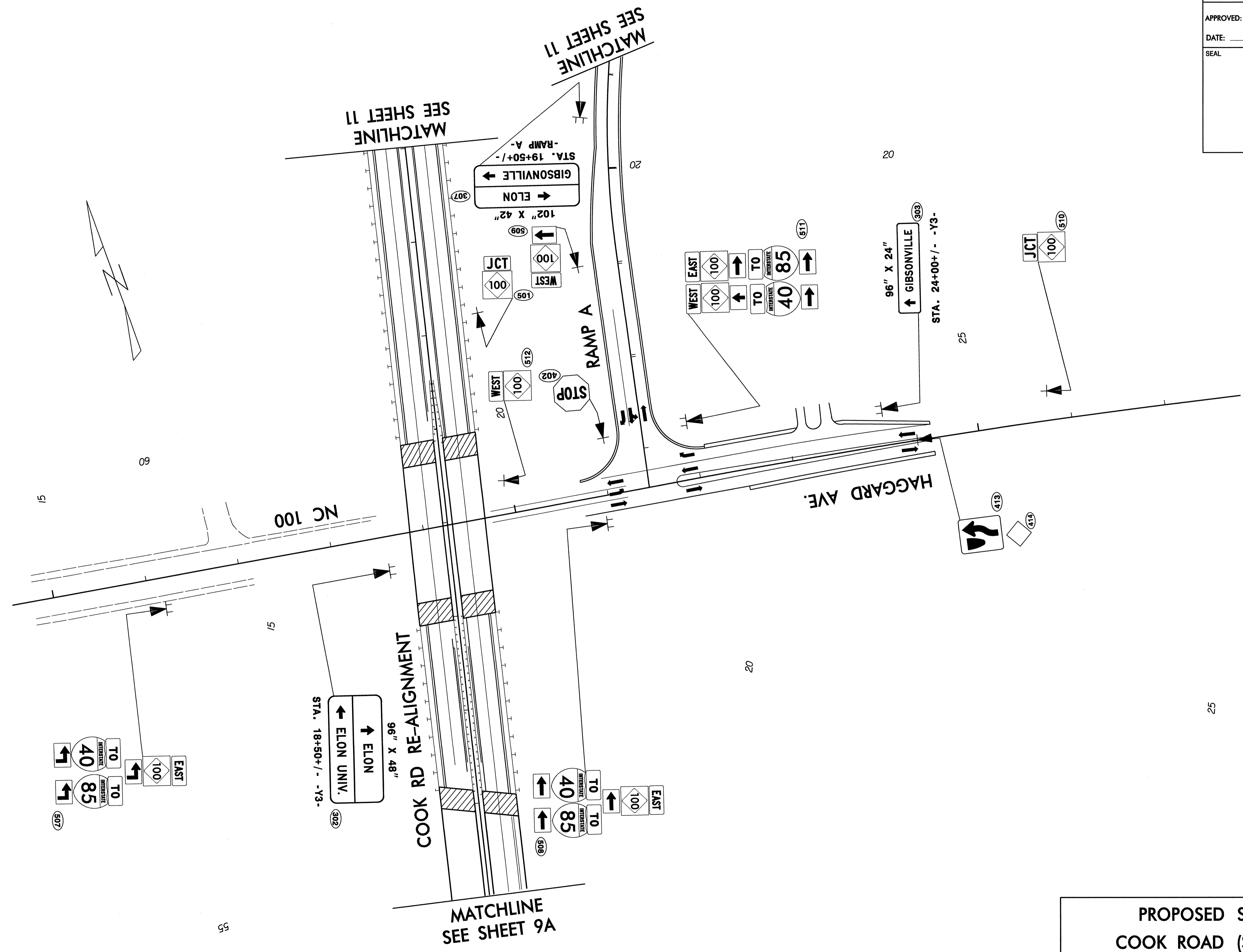
- PROJECT NOTES**
- | | |
|---|------------------------------------|
| 1 | DISPOSAL OF SIGN SYSTEM, U-CHANNEL |
| 2 | SIGN TO BE RELOCATED BY OTHERS |
| 3 | DISPOSAL OF SUPPORT, U-CHANNEL |
| 5 | STOCKPILE SIGN |

**EXISTING SIGNS
COOK ROAD (SR 1311)**

02-JUN-2010 07:59
 P:\TipProjects\U-3110B\Traffic\Signing\CADD\Signing Layout Plans\U-3110B_Sgn_P10.dgn
 gherlizzi - AT 1E247751

TIP NO. U-3110B	SHEET NO. SIGN-10A
APPROVED: _____	
DATE: _____	
SEAL	

01/11/11

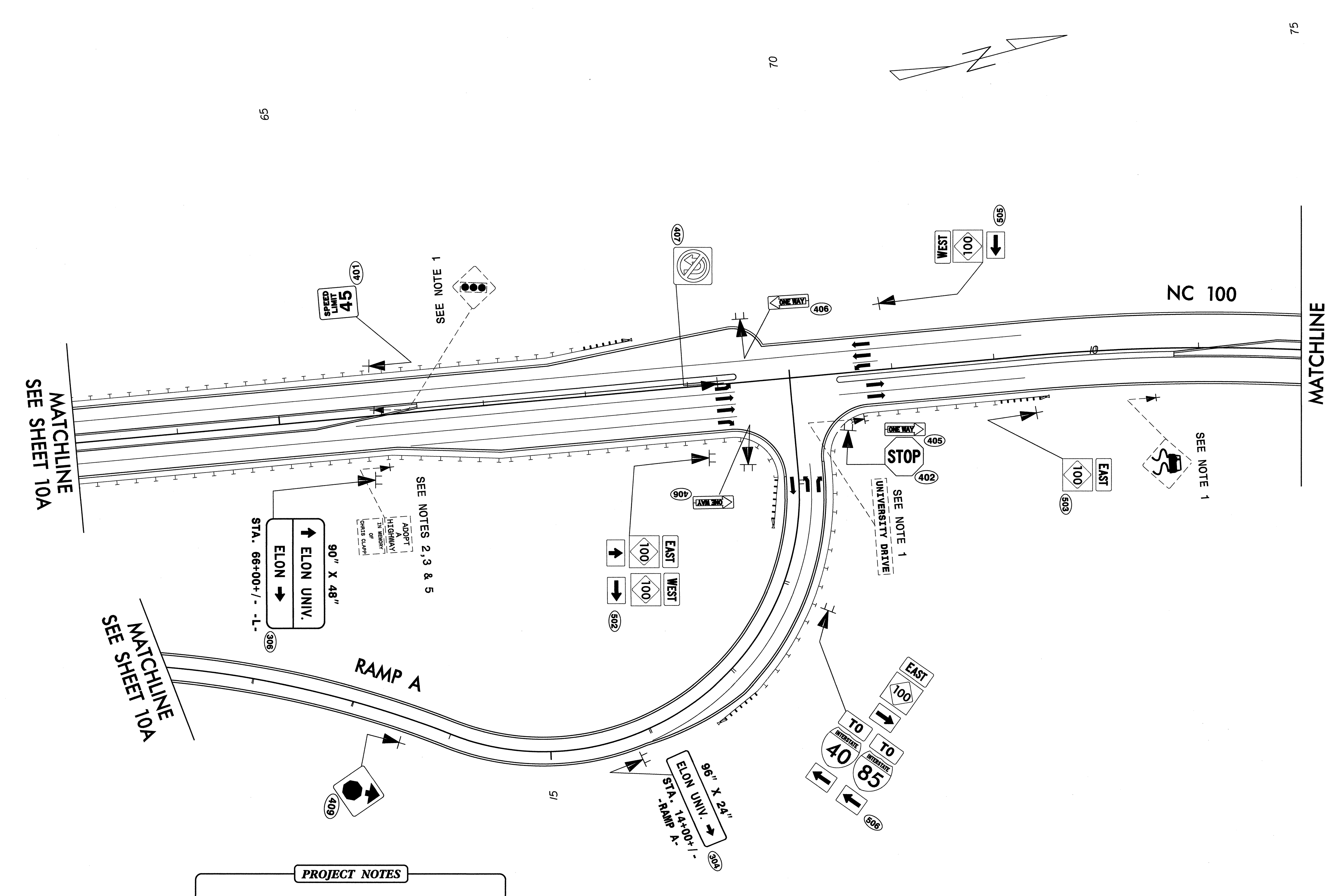


**PROPOSED SIGNS
COOK ROAD (SR 1311)**

02-JUN-2010 08:00
 P:\Projects\U-3110B\Traffic\Signing\CADD\Signing_Layout_Plans\U-3110B_Sgn_P10A.dgn
 gwerlizz1 Al TE24/751

TIP NO. U-3110B	SHEET NO. SIGN-11
APPROVED: _____	
DATE: _____	
SEAL	

6/21/10



- PROJECT NOTES**
- 1 DISPOSAL OF SIGN SYSTEM, U-CHANNEL
 - 2 SIGN TO BE RELOCATED BY OTHERS
 - 3 DISPOSAL OF SUPPORT, U-CHANNEL
 - 5 STOCKPILE SIGN

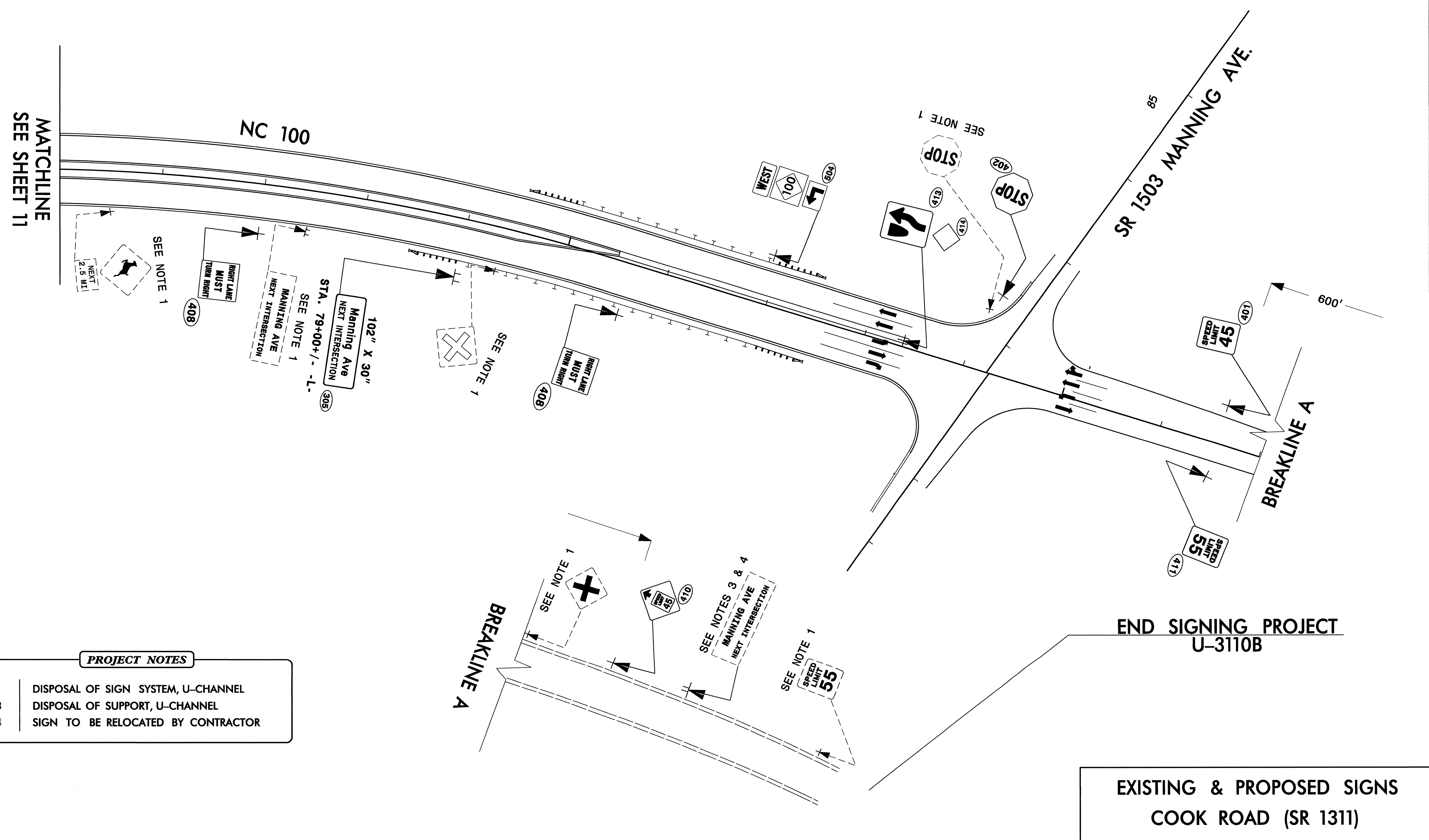

**EXISTING & PROPOSED SIGNS
COOK ROAD (SR 1311)**

02-JUN-2010 08:01
 P:\Projects\U-3110B\Traffic\Signing\CADD\Signing Layout Plans\U-3110B_Sgn_P11.dgn
 gter:lizzl AT TE247751

TIP NO. U-3110B	SHEET NO. SIGN-12
APPROVED: _____	
DATE: _____	
SEAL	

75

80



- PROJECT NOTES**
- 1 DISPOSAL OF SIGN SYSTEM, U-CHANNEL
 - 3 DISPOSAL OF SUPPORT, U-CHANNEL
 - 4 SIGN TO BE RELOCATED BY CONTRACTOR

END SIGNING PROJECT
U-3110B

EXISTING & PROPOSED SIGNS
COOK ROAD (SR 1311)

02-JUN-2010 08:02
 P:\TIP\Projects\U-3110B\Traffic\Signing\CADD\Signing Layout Plans\U-3110B_Sgn_PL2.dgn
 gverlizz1 AT 11/24/10