

TIP NO.	SHEET NO.
U-3804	SIGN-1
APPROVED: _____	
DATE: _____	
SEAL	

**STATE OF NORTH CAROLINA
DEPARTMENT OF TRANSPORTATION**

**SIGNING PLAN
DURHAM COUNTY**

LOCATION: HILLANDALE RD (SR 1321) FROM I-85 TO SR 1407 (CARVER STREET)

T.I.P.: U-3804

CONTRACT: C202340

ROADWAY STANDARD DRAWING

THE FOLLOWING ROADWAY STANDARDS AS APPEAR IN "ROADWAY STANDARD DRAWINGS" - PROJECT SERVICES UNIT - N.C. DEPARTMENT OF TRANSPORTATION - RALEIGH, N.C., DATED JULY 2006 ARE APPLICABLE TO THIS PROJECT AND BY REFERENCE HEREBY ARE CONSIDERED A PART OF THESE PLANS:

STD. NO.	TITLE
901.50	ARROWS AND SHIELDS
904.10	ORIENTATION OF GROUND MOUNTED SIGNS
904.50	MOUNTING OF TYPE 'D', 'E' AND 'F' SIGNS ON 'U' CHANNEL POSTS

GENERAL NOTES

- . SIGNS FURNISHED BY STATE
- . ALL TYPE 'D' SIGNS SHALL BE MOUNTED ON TWO U-CHANNEL POSTS UNLESS OTHERWISE INDICATED ON THE PLANS.
- . IF REMOVAL OR RELOCATION OF SIGNS ON PRIVATE STREET (NON-STATE MAINTAINED) IS REQUIRED DUE TO CONSTRUCTION, THE CONTRACTOR SHALL INFORM THE ENGINEER. THE WORK WILL BE COMPLETED BY OTHERS.
- . SIGNING PLANS DO NOT INCLUDE TEMPORARY CONSTRUCTION SIGNING OR PAVEMENT MARKINGS. SEE TRAFFIC CONTROL PLANS.
- . WHEN NOT STATIONED OR DIMENSIONED ON PLANS, ALL 'E' AND 'F' SIGNS SHALL BE FIELD LOCATED BY THE ENGINEER
- . ALL EXISTING SIGNS ON "U" CHANNEL POST WITHIN THE PROJECT LIMITS SHALL BE REMOVED AND DISPOSED OF UNLESS OTHERWISE NOTED ON PLANS.
- . WHEN EXISTING SIGNS ARE REMOVED AND INSTALLED ON NEW SUPPORTS, THE RE-ERECTION SHALL IMMEDIATELY FOLLOW THE REMOVAL.
- . SEE ROADWAY PLANS FOR GUARD/GUIDE RAIL DETAILS.

SUMMARY OF QUANTITIES

ITEM NO.		ITEM DESCRIPTION	QUANTITY	UNIT
DESC. NO.	SECT. NO.			
4072000000	903	SUPPORTS, 3 LB STEEL U-CHANNEL	1390	L.F.
4096000000	904	SIGN ERECTION, TYPE D	1	EA.
4102000000	904	SIGN ERECTION, TYPE E	72	EA.
4108000000	904	SIGN ERECTION, TYPE F	2	EA.
4116100000	904	SIGN ERECTION, RELOCATE SIGN TYPE E	4	EA.
4155000000	907	DISPOSAL OF SIGN SYSTEM, U-CHANNEL	18	EA.
4192000000	907	DISPOSAL OF SUPPORT, U-CHANNEL	4	EA.

INDEX


SHEET NO.	DESCRIPTION
SIGN-1	SIGNING TITLE SHEET, GENERAL NOTES SUMMARY OF QUANTITIES ROADWAY STANDARD DRAWINGS SUPPORT INFORMATION
SIGN-2	D SHEET
SIGN-3	E AND F SHEET
SIGN-4 and 5	SIGN DETAIL SHEETS, PAY ITEM NOTES

PLAN PREPARED BY: N.C.D.O.T. SIGNING AND DELINEATION UNIT

RON KING, P.E. STATE SIGNING & DELINEATION ENGINEER
GEORGE TERLIZZI SIGNING & DELINEATION DESIGN ENGINEER

I:\MAN-2000_1459
P:\NTP\Projects\1-11-00\TIP\TIP-11-00\Signing\CADD\Signing_Layout_Plans\Engseed.dgn
Date: 1/11/00
User: gterlizz

APPROVED: _____
DATE: _____



<p>SIGN NUMBER: 301 TYPE: D QUANTITY: 1 SIGN WIDTH: 6'-6" HEIGHT: 2'-6" TOTAL AREA: 16.3 Sq.Ft. BORDER TYPE: FLUSH RECESS: 0" WIDTH: 0.75" RADII: 3" NO. Z BARS: LENGTH:</p>	<p>BACKG COLOR: Green/Green COPY COLOR: White</p> <table border="1" style="width: 100%; border-collapse: collapse;"> <thead> <tr> <th>SYMBOL</th> <th>X</th> <th>Y</th> <th>WID</th> <th>HT</th> </tr> </thead> <tbody> <tr> <td>ARUP</td> <td>18.2</td> <td>17.1</td> <td>6</td> <td>9</td> </tr> <tr> <td>ARUP</td> <td>62.5</td> <td>3.9</td> <td>6</td> <td>9</td> </tr> </tbody> </table> <p>MAT'L: 0.125" (3.2 mm) ALUMINUM</p>	SYMBOL	X	Y	WID	HT	ARUP	18.2	17.1	6	9	ARUP	62.5	3.9	6	9	<p>DESIGN BY: GMT PROJECT ID: U-3804</p>	<p>CHECKED BY: DIV: 5</p>	<p>DATE: Jul 27, 2009</p>
SYMBOL	X	Y	WID	HT															
ARUP	18.2	17.1	6	9															
ARUP	62.5	3.9	6	9															

USE NOTES: 1,2

1. Legend and border shall be direct applied Grade A, B, or C sheeting.
2. Background shall be Grade A, B, or C reflective sheeting.
3. Shields shall be on 0.032" (0.8mm) aluminum and demountable.
4. Shields shall be Grade A, B, or C sheeting.
5. Bottom panel shall be yellow Grade C sheeting. Legend shall be direct applied black non-reflective sheeting. Yellow panel is:


Spacing Factor is 1 unless specified otherwise

Letter positions															Series/Size	
Letter spacings are to start of next letter															Text Length	
	O	X	F	O	R	D										D 2000
30.2	5.2	5.1	4.5	5.6	5.1	4.1	18.2									29.5
	G	R	E	E	N	S	B	O	R	O						D 2000
6.5	5.4	5.1	4.7	4.7	5.1	5.1	5	5.6	5	4.3	21.5					50


FILENAME: u3804signsdesigns NORTH CAROLINA D.O.T. SIGN DETAIL

"D" SHEET

APPROVED: _____
DATE: _____




401 QUANTITY REQ'D 3



36 X 48
R2-1

TWO "U" POSTS PER SIGN


406 QUANTITY REQ'D 4



24 X 30
R4-7

ONE "U" POST PER SIGN


411 QUANTITY REQ'D 5



24 X 24
R3-2

MOUNT BELOW SIGN #402
IN 5 INSTALLATIONS

416 QUANTITY REQ'D 3



30 X 30
W12-1


ONE U CHANNEL POSTS PER SIGN

501

SOUTH INTERSTATE 85	SOUTH 15	2-24 X 12
→	→	2-24 X 24
WEST	SOUTH	2-21 X 15
70	501	2-24 X 12
→	→	1-24 X 24 1-30 X 24
		2-21 X 15

TWO U CHANNEL POSTS PER SIGN


402 QUANTITY REQ'D 6



30 X 30
R1-1

ONE "U" POST PER SIGN


407 QUANTITY REQ'D 5



18 X 18
W23-15

1) MOUNT BELOW SIGN #406
IN 4 INSTALLATIONS
2) MOUNT BELOW SIGN #413
IN 1 INSTALLATION


412 QUANTITY REQ'D 1



30 X 30
W14-2

ONE "U" POST PER SIGN

417 QUANTITY REQ'D 1



36 X 36
W9-2(R)


ONE U CHANNEL POST PER SIGN

502

JCT INTERSTATE 85	JCT 15	2-21 X 15
70	501	2-24 X 24
		1-24 X 24 1-30 X 24

TWO U CHANNEL POSTS PER SIGN


403 QUANTITY REQ'D 3



30 X 30
R5-1

ONE "U" POST PER SIGN


408 QUANTITY REQ'D 1



36 X 36
W6-3

ONE "U" POST PER SIGN

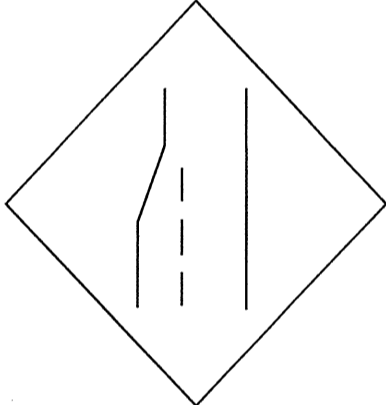
413 QUANTITY REQ'D 1



30 X 30
W14-2

ONE "U" POST PER SIGN


418 QUANTITY REQ'D 2



36 X 36
W4-2(L)

ONE U CHANNEL POST PER SIGN


404 QUANTITY REQ'D 12



54 X 18
R6-1 (R)

TWO "U" POSTS PER SIGN
MOUNT BACK TO BACK W/SIGN #404
IN 2 INSTALLATIONS


409 QUANTITY REQ'D 2



30 X 30
R3-7

ONE "U" POST PER SIGN


414 QUANTITY REQ'D 4



36 X 36
W11-1

ONE "U" POST PER SIGN


405 QUANTITY REQ'D 14



54 X 18
R6-1 (L)

TWO "U" POSTS PER SIGN
MOUNT BACK TO BACK W/SIGN #404
IN 5 INSTALLATIONS


410 QUANTITY REQ'D 1



36 X 36 X 36
R1-2

ONE "U" POST PER SIGN

415 QUANTITY REQ'D 4


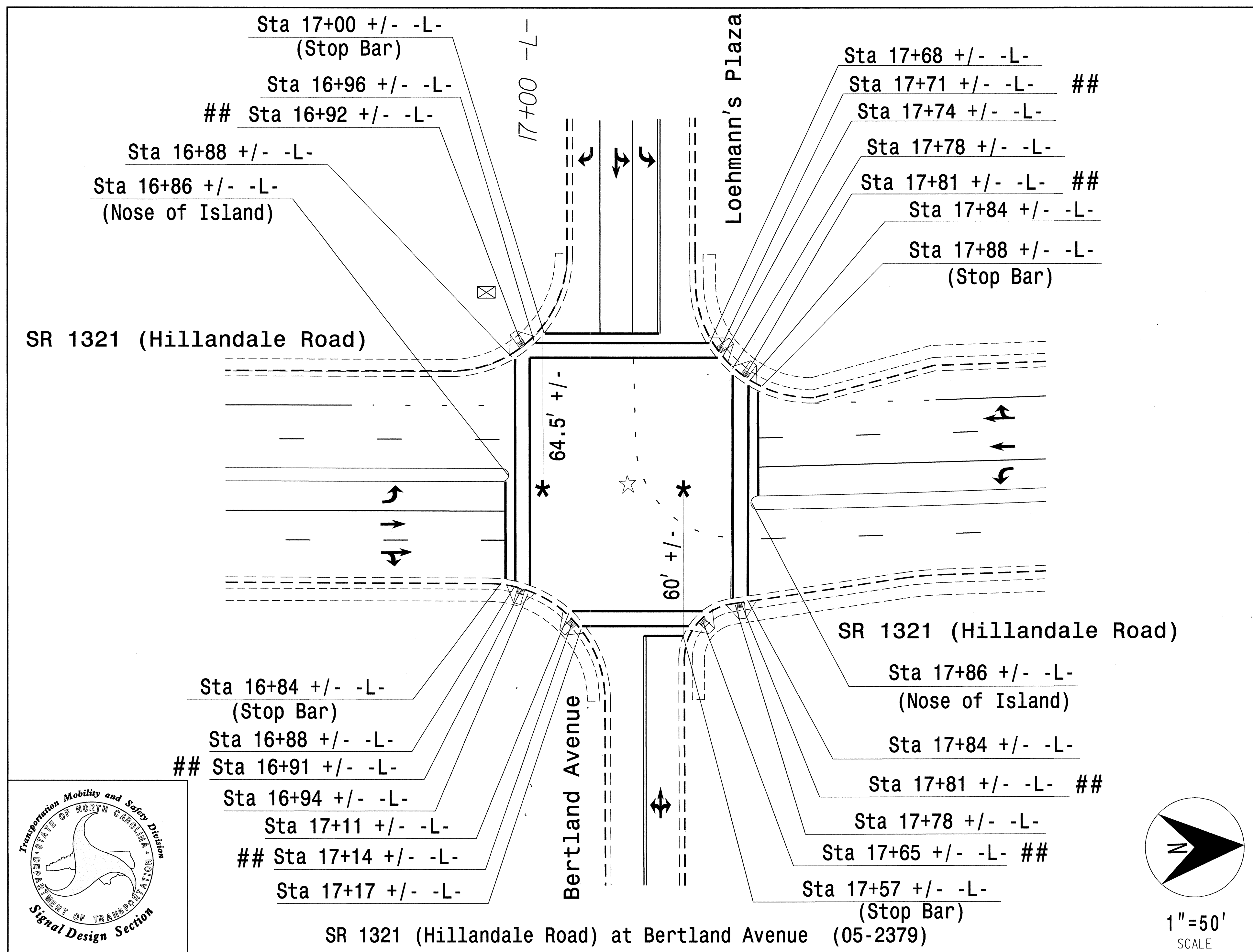



18 X 24
W16-1

MOUNT BELOW SIGN #414
IN 4 INSTALLATION

TYPE "E" & "F" SIGNS

APPROVED: _____
DATE: _____

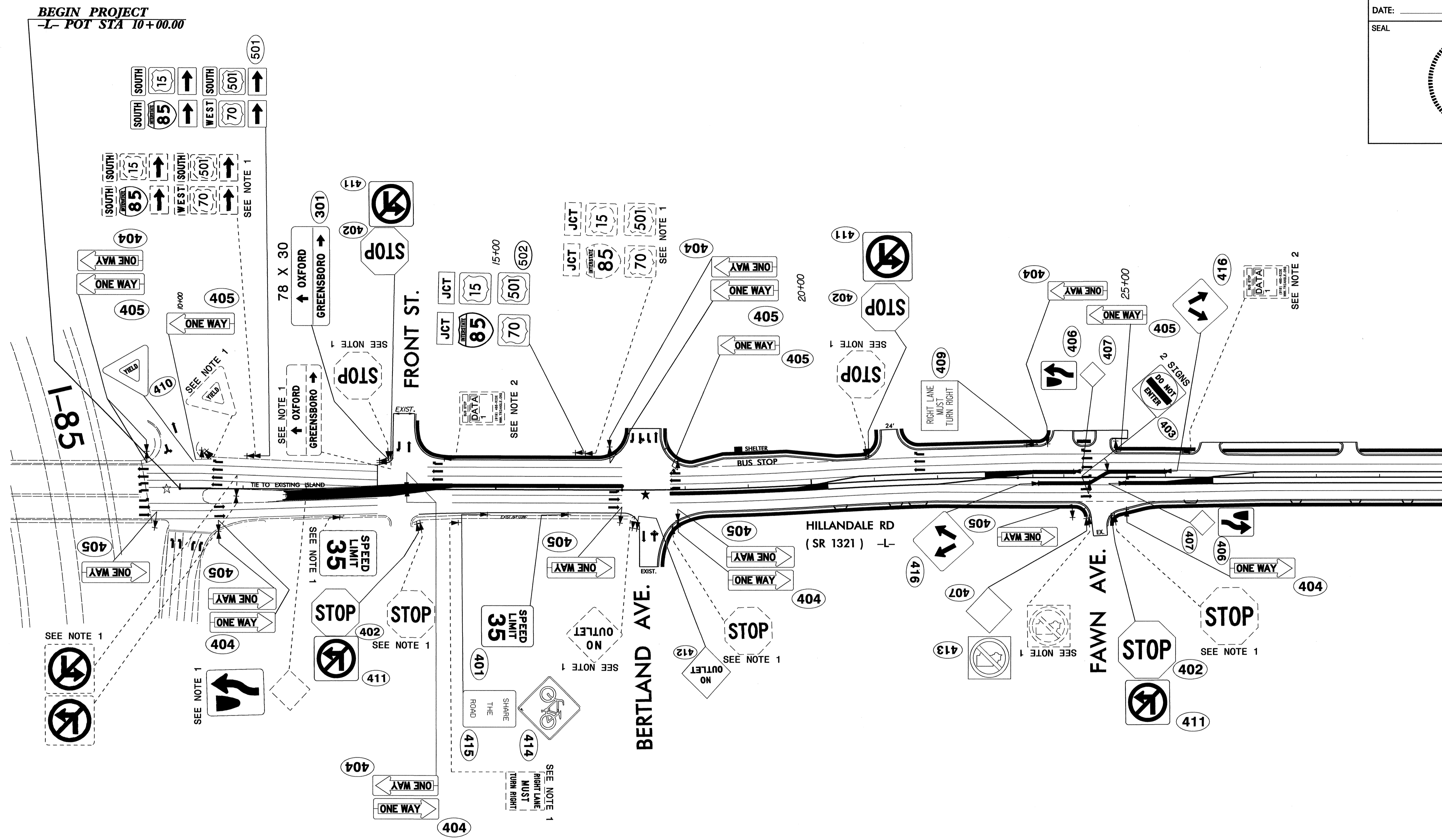


* Offset from -L- line to Stop Bar -Y- line
Center of Curb Ramp

STOP BAR, CROSSWALK and CURB RAMP LOCATIONS

PAVEMENT MARKING DETAIL

TIP NO. U-3804	SHEET NO. SIGN-4
APPROVED: _____	
DATE: _____	
SEAL	

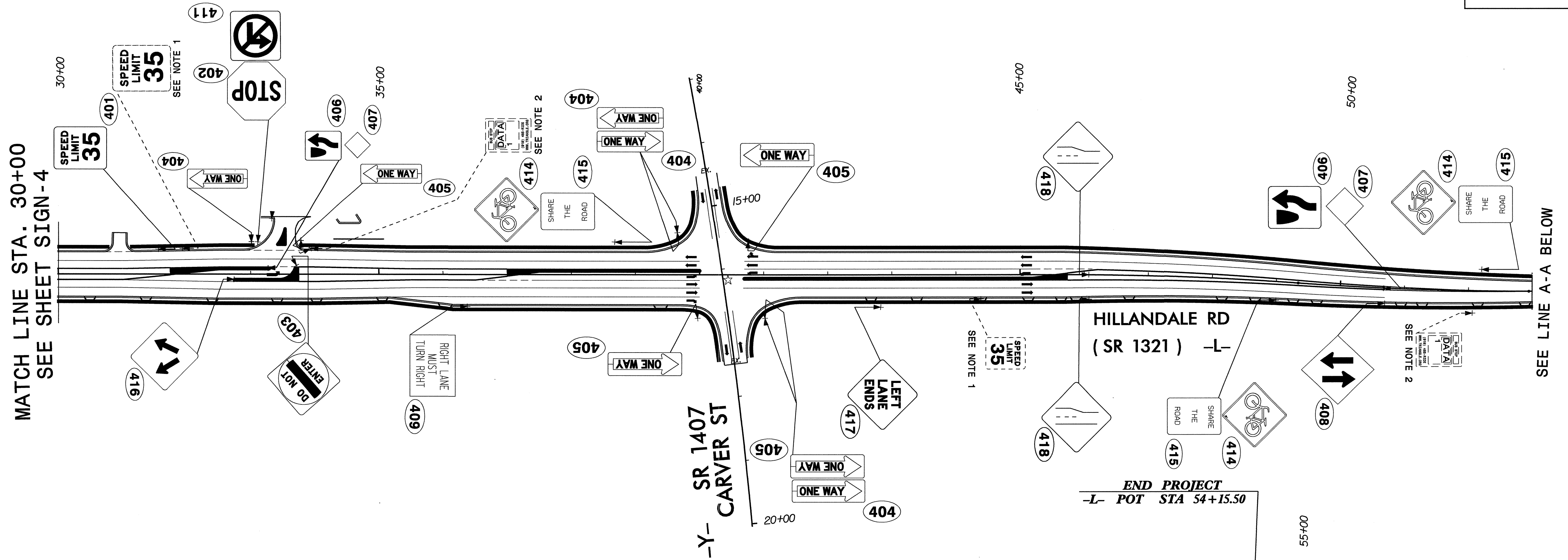


MATCH LINE STA. 30+00
SEE SHEET SIGN-5

PROJECT NOTES	
1	DISPOSAL OF SIGN SYSTEM, U-CHANNEL
2	SIGN ERECTION, RELOCATE SIGN TYPE E

EXISTING AND PROPOSED SIGNS
-L- STA. 10+00 TO STA 30+00

TIP NO. U-3804	SHEET NO. SIGN-5
APPROVED: _____	
DATE: _____	
SEAL	



PROJECT NOTES	
1	DISPOSAL OF SIGN SYSTEM, U-CHANNEL
2	SIGN ERECTION, RELOCATE SIGN TYPE E

EXISTING AND PROPOSED SIGNS
-L- STA. 30+00 TO STA 55+00