

STATE OF NORTH CAROLINA
DEPARTMENT OF TRANSPORTATION

TIP NO.	SHEET NO.
R-4900	PMP-1
APPROVED: <i>[Signature]</i>	
DATE: 3/15/10	
SEAL	

PAVEMENT MARKING PLAN
COLUMBUS COUNTY

LOCATION: NEW INTERCHANGE US 74 - NC 130 / NC 242

T.I.P.: R-4900

CONTRACT: C202441

ROADWAY STANDARD DRAWING

THE FOLLOWING ROADWAY STANDARDS AS APPEAR IN "ROADWAY STANDARD DRAWINGS" - PROJECT SERVICES UNIT - N.C. DEPARTMENT OF TRANSPORTATION - RALEIGH, N.C., DATED JULY 2006 ARE APPLICABLE TO THIS PROJECT AND BY REFERENCE HEREBY ARE CONSIDERED A PART OF THESE PLANS:

STD. NO.	TITLE
1205.01	PAVEMENT MARKINGS - LINE TYPES AND OFFSETS
1205.02	PAVEMENT MARKINGS - 2 LANE AND MULTILANE ROADWAYS
1205.03	PAVEMENT MARKINGS - INTERCHANGES
1205.04	PAVEMENT MARKINGS - INTERSECTIONS
1205.05	PAVEMENT MARKINGS - TURN LANES
1205.08	PAVEMENT MARKINGS - SYMBOL AND WORD MESSAGES
1205.09	PAVEMENT MARKINGS - PAINTED ISLANDS
1205.12	PAVEMENT MARKINGS - BRIDGES
1250.01	PAVEMENT MARKER SPACING
1251.01	RAISED PAVEMENT MARKERS - TEMPORARY AND PERMANENT
1261.01	GUARDRAIL AND BARRIER DELINEATOR SPACING
1261.02	GUARDRAIL AND BARRIER DELINEATOR TYPES
1262.01	GUARDRAIL END DELINEATION
1267.01	FLEXIBLE DELINEATOR INSTALLATION
1267.02	FLEXIBLE DELINEATOR SPACING
1267.03	FLEXIBLE DELINEATOR - INTERCHANGES

GENERAL NOTES

THE FOLLOWING GENERAL NOTES APPLY AT ALL TIMES FOR THE DURATION OF THE CONSTRUCTION PROJECT, EXCEPT WHEN OTHERWISE NOTED IN THE PLAN, OR DIRECTED BY THE ENGINEER.

- A) INSTALL PAVEMENT MARKINGS AND PAVEMENT MARKERS ON THE FINAL SURFACE AS FOLLOWS:

ROAD NAME	MARKING	MARKER
ALL	THERMOPLASTIC	RAISED
BRIDGE	COLD APPLIED PLASTIC	TYPE III


- D) TIE PROPOSED PAVEMENT MARKING LINES TO EXISTING PAVEMENT MARKING LINES.
E) REMOVE/REPLACE ANY CONFLICTING/DAMAGED PAVEMENT MARKINGS AND MARKERS.
F) PASSING ZONES WILL BE DETERMINED IN THE FIELD AND MUST BE APPROVED BY THE ENGINEER.
G) STOPBAR LOCATION AT NON-SIGNALIZED INTERSECTIONS MAY BE ADJUSTED AS DIRECTED BY THE ENGINEER.
H) REMOVE ALL RESIDUE AND SURFACE LAITANCE BY ACCEPTABLE METHODS ON THE BRIDGE DECK(S) PRIOR TO PLACING COLD APPLIED PLASTIC MARKING.


INDEX

SHEET NO.	DESCRIPTION
PMP-1	PAVEMENT MARKING PLAN TITLE SHEET
PMP-2	PAVEMENT MARKING SCHEDULE
PMP-3-6	PAVEMENT MARKING DETAIL

PLAN PREPARED BY: N.C.D.O.T. SIGNING AND DELINEATION UNIT

AYMAN ALQUDWAH, P.E.	SIGNING & DELINEATION REGIONAL ENGINEER
ERIC WARD	SIGNING & DELINEATION DESIGN ENGINEER



TIP NO.	SHEET NO.
R-4900	PMP-2
APPROVED: <i>[Signature]</i>	
DATE: 3/17/10	
SEAL	
	


PAVEMENT MARKING SCHEDULE

SYMBOL	DESCRIPTION	PAY ITEM QUANTITY	TOTAL
THERMOPLASTIC(24", 120 MILS)			
T2	WHITE STOPBAR	104 LF	
		TOTAL	104 LF
COLD APPLIED PLASTIC (4") Type3 - Permanent Wet Reflective			
CA	WHITE EDGELINE	614 LF	
CI	YELLOW DOUBLE CENTER	614 LF	
		TOTAL	1228 LF
THERMOPLASTIC(4", 120 MILS)			
TC	10 FT. WHITE SKIP	2481 LF	
TD	2 FT. - 13 FT./SP WHITE MINISKIP	456 LF	
TE	WHITE SOLID LANE LINE	328 LF	
TI	YELLOW DOUBLE CENTER	6344 LF	
		TOTAL	9609 LF
THERMOPLASTIC(4", 90 MILS)			
TA	WHITE EDGELINE	17162 LF	
TB	YELLOW EDGELINE	13821 LF	
		TOTAL	30983 LF
THERMOPLASTIC(8", 90 MILS)			
TP	WHITE GORELINE	2659 LF	
TQ	WHITE DIAGONAL	227 LF	
TT	YELLOW DIAGONAL	388 LF	
		TOTAL	3274 LF
THERMOPLASTICPAVEMENT MARKING SYMBOLS (90 MILS)			
UA	LEFT TURN ARROW	5 EA	
UB	RIGHT TURN ARROW	4 EA	
UC	STRAIGHT ARROW	11 EA	
UN	24" YIELD LINE TRIANGLE	12 EA	
		TOTAL	32 EA
PERMANENT RAISED PAVEMENT MARKERS			
MA	YELLOW & YELLOW	74 EA	
MB	CRYSTAL & RED	407 EA	
		TOTAL	481 EA

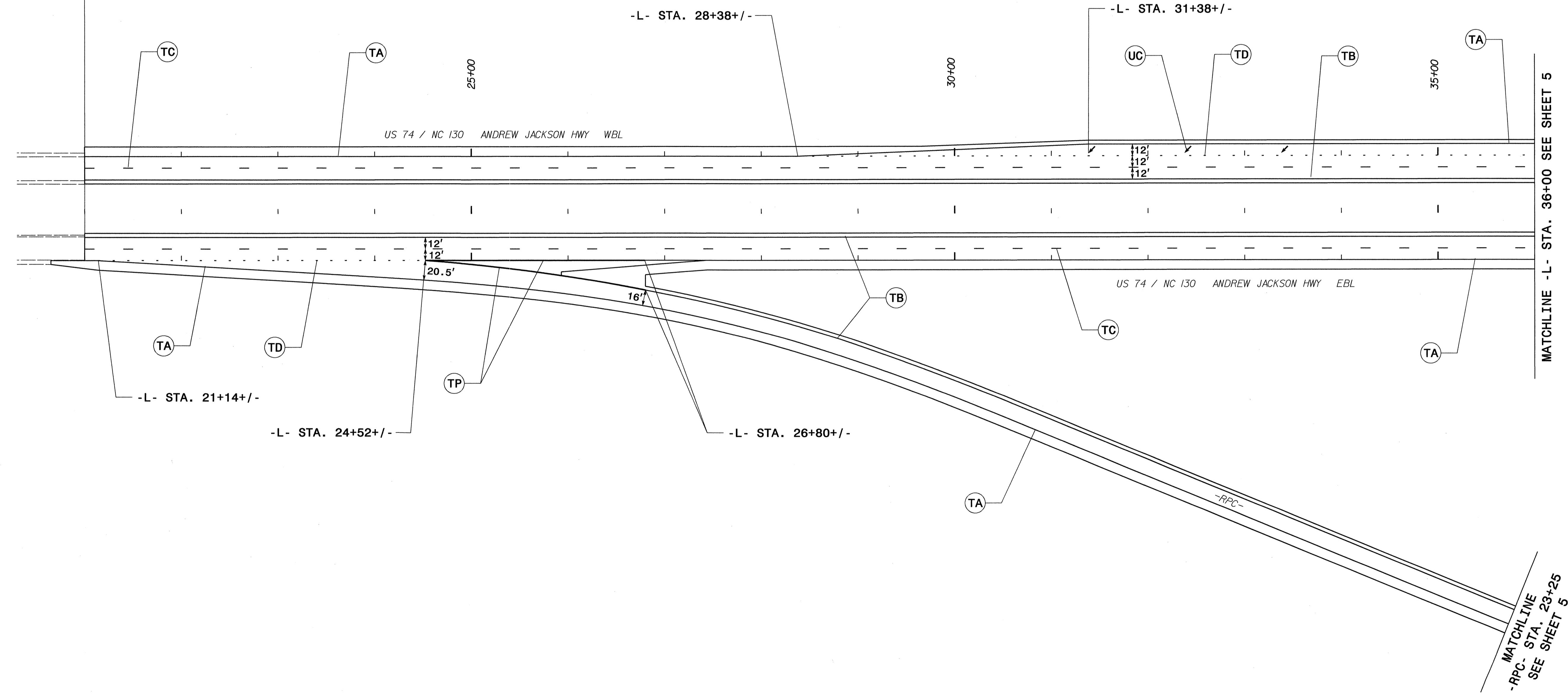
PAVEMENT MARKING SCHEDULE

I:\MAP-2010_09-13
 P:\TIP-Projects\4900\Traffic\Signing\CADD\PM\4900_sgn.pml.dgn
 AT 11/22/10 10:58

TIP NO. R-4900	SHEET NO. PMP-3
APPROVED: <i>[Signature]</i>	
DATE: 3/15/10	
SEAL	



BEGIN PAVEMENT MARKING PROJECT R-4900
 -L- STA. 21+00
 TIE PAVEMENT MARKING TO EXISTING



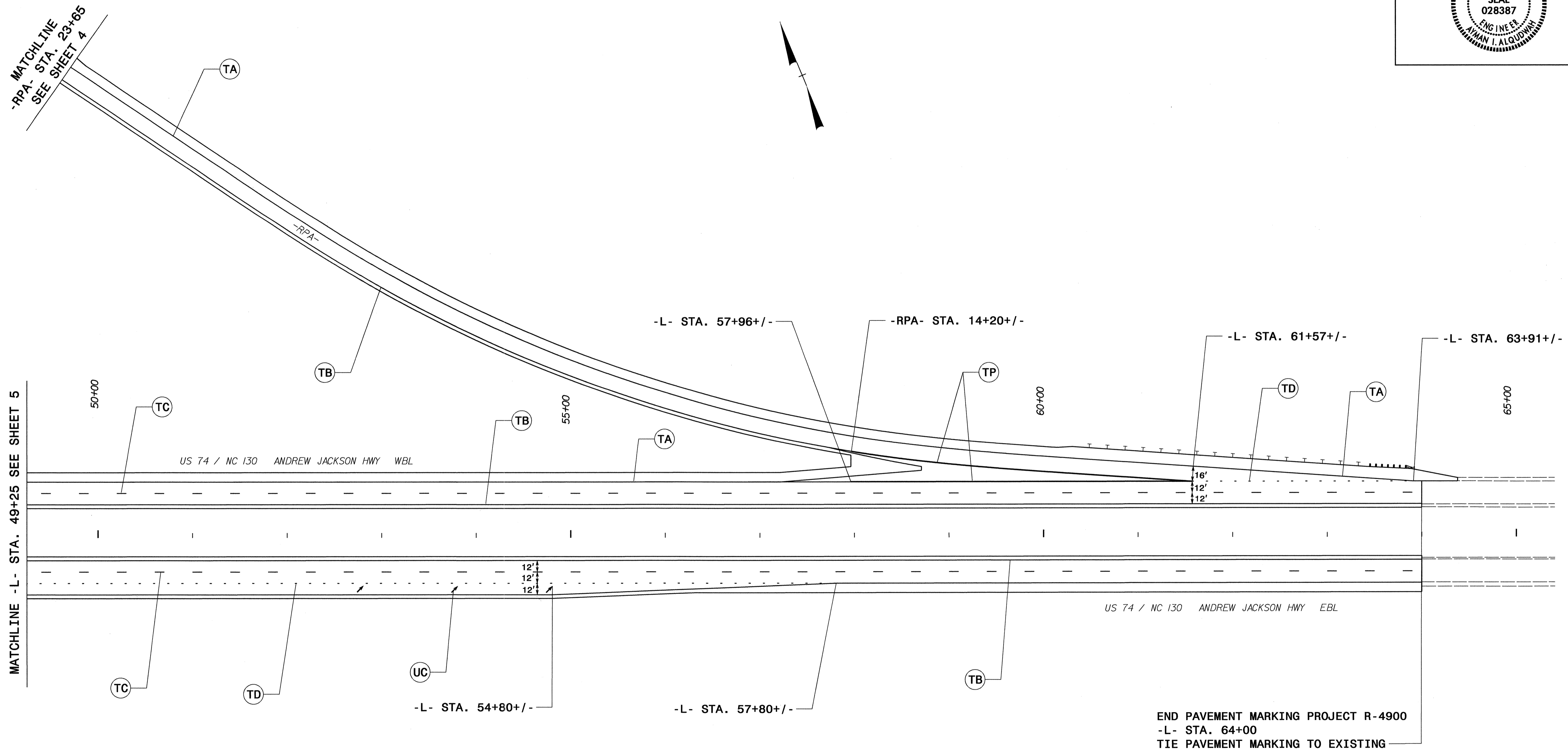
I:\MAR-2010\4439
 P:\TIP\Projects\R4900\Traffic\Signing\CADD\PMMP\4900_sgn_pm3a.dgn
 ericward AT 1E221B58

PAVEMENT MARKING DETAIL

TIP NO. R-4900	SHEET NO. PMP-6
APPROVED: <i>[Signature]</i>	
DATE: 3/15/10	
SEAL	

MATCHLINE
-RPA- STA. 23+65
SEE SHEET 4

MATCHLINE -L- STA. 49+25 SEE SHEET 5



PAVEMENT MARKING DETAIL

I:\MAR-2010\1502
 P:\TIP\Projects\R-4900\Traffic\Signing\CADD\PMR-4900-sgn-pm6.dgn
 ericward AT 1E221658