

TIP NO.	SHEET NO.
U-4703	SIGN-1
APPROVED: _____	
DATE: _____	
SEAL	

**STATE OF NORTH CAROLINA
DEPARTMENT OF TRANSPORTATION**

**SIGNING PLANS
WAKE COUNTY**

**LOCATION: TIMBER DRIVE EAST EXTENSION (SR 2812) FROM
NC 50 TO WHITE OAK ROAD (SR 2547) IN GARNER**

T.I.P.: U-4703

CONTRACT: C202379

ROADWAY STANDARD DRAWING

THE FOLLOWING ROADWAY STANDARDS AS APPEAR IN "ROADWAY STANDARD DRAWINGS" - PROJECT SERVICES UNIT - N.C. DEPARTMENT OF TRANSPORTATION - RALEIGH, N.C., DATED JULY 2006 ARE APPLICABLE TO THIS PROJECT AND BY REFERENCE HEREBY ARE CONSIDERED A PART OF THESE PLANS:

STD. NO.	TITLE
904.10	ORIENTATION OF GROUND MOUNTED SIGNS
904.50	MOUNTING OF TYPE 'D', 'E' AND 'F' SIGNS ON 'U' CHANNEL POSTS

GENERAL NOTES

- . SIGNS FURNISHED BY STATE
- . ALL TYPE 'D' SIGNS SHALL BE MOUNTED ON TWO U-CHANNEL POSTS UNLESS OTHERWISE INDICATED ON THE PLANS.
- . IF REMOVAL OR RELOCATION OF SIGNS ON PRIVATE STREET (NON-STATE MAINTAINED) IS REQUIRED DUE TO CONSTRUCTION, THE CONTRACTOR SHALL INFORM THE ENGINEER. THE WORK WILL BE COMPLETED BY OTHERS.
- . SIGNING PLANS DO NOT INCLUDE TEMPORARY CONSTRUCTION SIGNING OR PAVEMENT MARKINGS. SEE TRAFFIC CONTROL PLANS.
- . WHEN NOT STATIONED OR DIMENSIONED ON PLANS, ALL 'E' AND 'F' SIGNS SHALL BE FIELD LOCATED BY THE ENGINEER
- . WHEN EXISTING SIGNS ARE REMOVED AND INSTALLED ON NEW SUPPORTS, THE RE-ERECTION SHALL IMMEDIATELY FOLLOW THE REMOVAL.
- . THE BACKGROUND FOR TYPE E & F SIGNS SHALL BE GRADE C REFLECTIVE SHEETING.

SUMMARY OF QUANTITIES

ITEM NO.	ITEM DESCRIPTION		QUANTITY	UNIT
DESC. NO.	SECT. NO.			
4072000000	903	SUPPORTS, 3 LB U-CHANNEL	1215	L.F.
4102000000	904	SIGN ERECTION, TYPE E	64	EA.
4108000000	904	SIGN ERECTION, TYPE F	9	EA.
4155000000	907	DISPOSAL OF SIGN SYSTEM, U-CHANNEL	11	EA.


INDEX

SHEET NO.	DESCRIPTION
SIGN - 1	SUMMARY OF QUANTITIES & NOTES
SIGN - 2	"E" & "F" SHEET
SIGN - 3 - 9	SIGN ROADWAY SHEETS

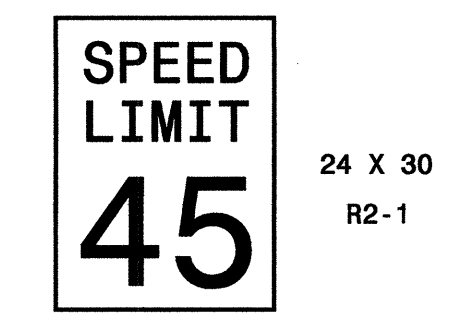
PLAN PREPARED BY: N.C.D.O.T. SIGNING AND DELINEATION UNIT

RON KING, P.E. STATE SIGNING & DELINEATION ENGINEER
STACEY JOHNS SIGNING & DELINEATION DESIGN ENGINEER

APPROVED: _____
DATE: _____

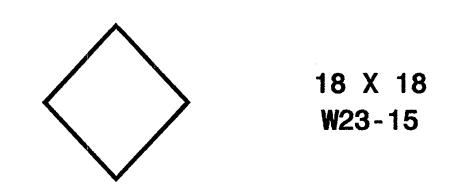


401 QUANTITY REQ'D 5




ONE "U" POST PER SIGN

417 QUANTITY REQ'D 6



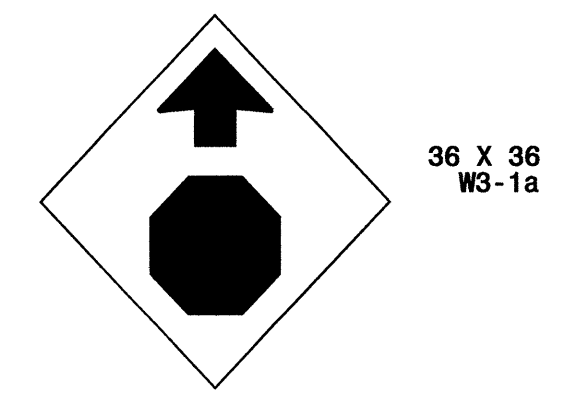
MOUNT BELOW SIGN 416
IN 16 INSTALLATIONS

455 QUANTITY REQ'D 2



ONE "U" POST PER SIGN

463 QUANTITY REQ'D 1

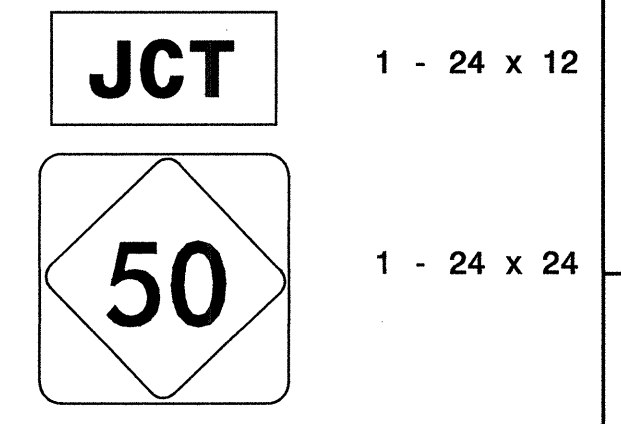


ONE "U" POST PER SIGN

501

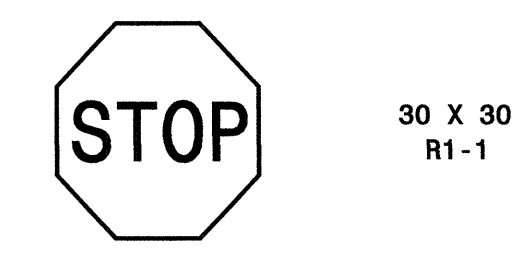
505

507




ONE "U" POST PER SIGN

408 QUANTITY REQ'D 4



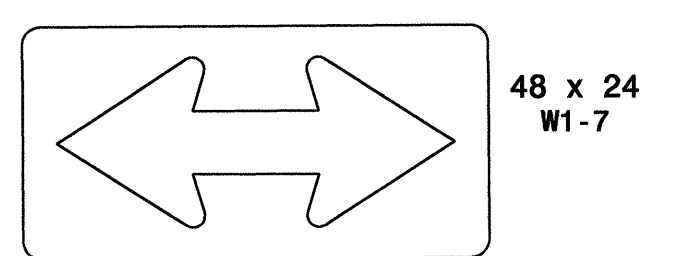
ONE "U" POST PER SIGN

418 QUANTITY REQ'D 1



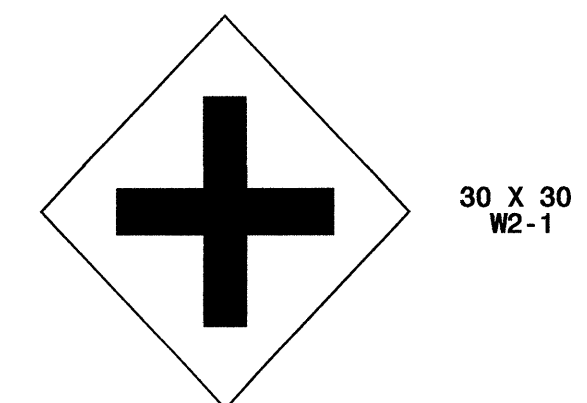
MOUNT BELOW SIGN 408
IN 1 INSTALLATIONS

456 QUANTITY REQ'D 1



TWO "U" POSTS PER SIGN

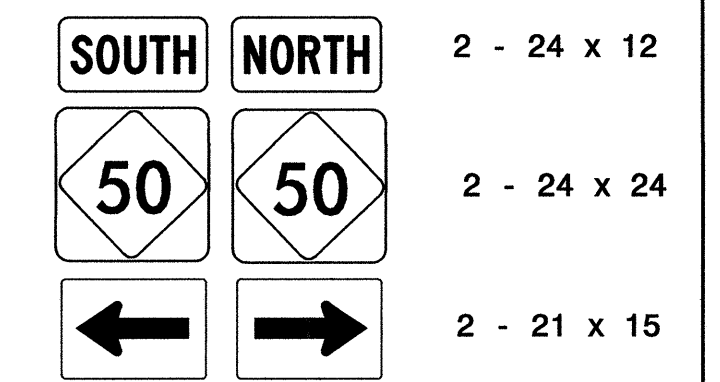
464 QUANTITY REQ'D 1



ONE "U" POST PER SIGN

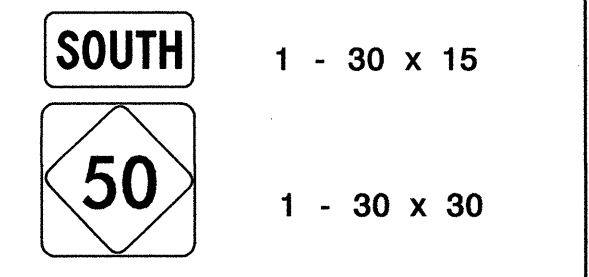
503

506



TWO "U" POST PER SIGN

508




ONE "U" POST PER SIGN

413 QUANTITY REQ'D 6



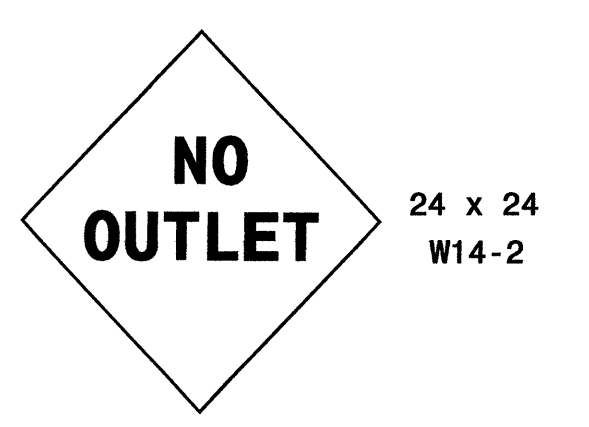
MOUNT ABOVE SIGN 408
IN 2 INSTALLATIONS
TWO "U" POSTS PER SIGN

438 QUANTITY REQ'D 1



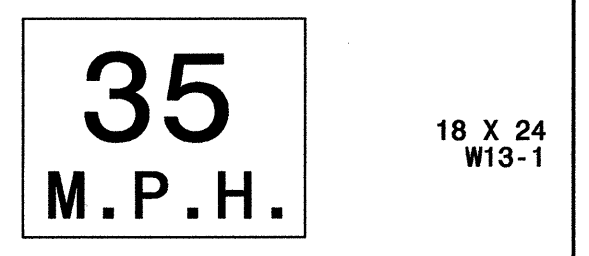
ONE "U" POST PER SIGN

459 QUANTITY REQ'D 2



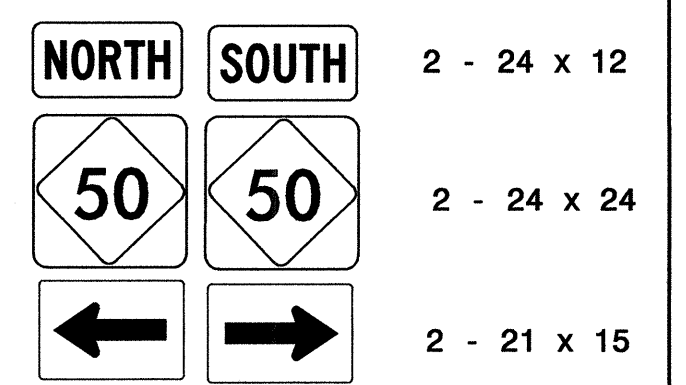
ONE "U" POST PER SIGN

465 QUANTITY REQ'D 1




MOUNT BELOW SIGN 464
IN 16 INSTALLATIONS

504



TWO "U" POST PER SIGN

509




TWO "U" POST PER SIGN

414 QUANTITY REQ'D 19




MOUNT ABOVE SIGN 408
IN 2 INSTALLATIONS
TWO "U" POSTS PER SIGN

441 QUANTITY REQ'D 2




ONE "U" POST PER SIGN

461 QUANTITY REQ'D 1



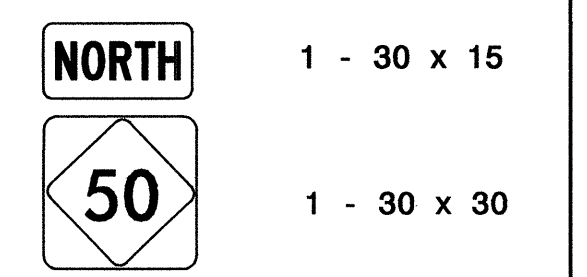
ONE "U" POST PER SIGN

411 QUANTITY REQ'D 1



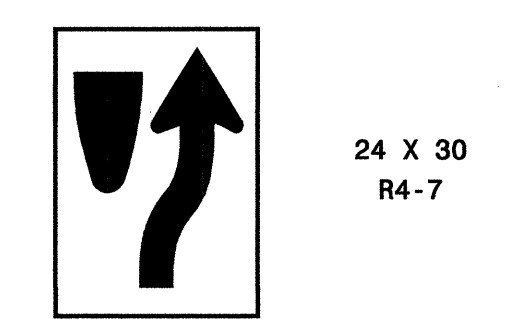
ONE "U" POST PER SIGN

502



ONE "U" POST PER SIGN

416 QUANTITY REQ'D 6




ONE "U" POST PER SIGN

442 QUANTITY REQ'D 2




MOUNT BELOW SIGN 441
IN 2 INSTALLATIONS

462 QUANTITY REQ'D 1



ONE "U" POST PER SIGN

466 QUANTITY REQ'D 1



ONE "U" POST PER SIGN

TYPE "E" & "F" SIGNS

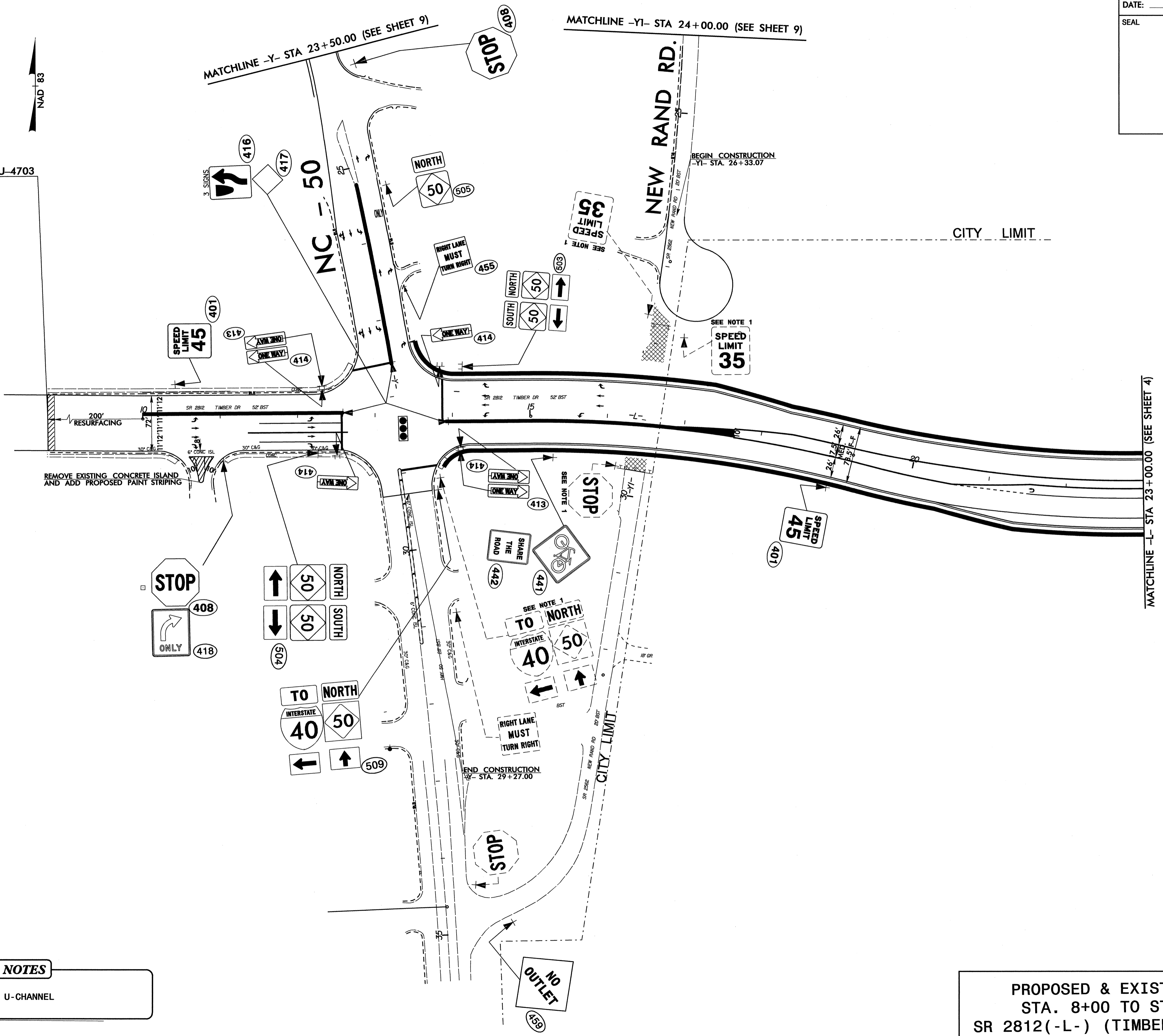
I:\APP\2010_09\15\Traffic\Signing\CADD\Signing Layout Plans\U4703\CoverSheet_EF_Sheets.dgn



BEGIN PROJECT U-4703
-L- STA. 8+00.00

MATCHLINE -Y- STA 23+50.00 (SEE SHEET 9)

MATCHLINE -YI- STA 24+00.00 (SEE SHEET 9)

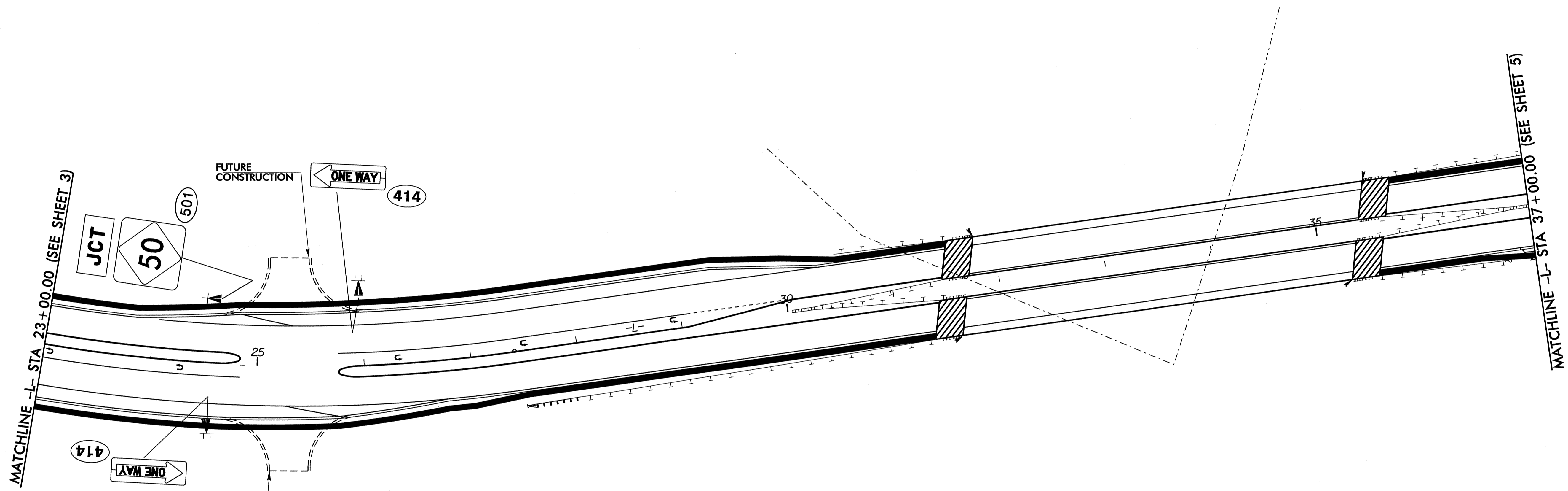
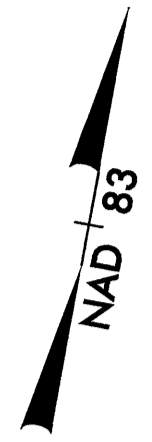


PAY ITEM NOTES

1	DISPOSAL OF SIGN SYSTEM, U-CHANNEL
---	------------------------------------

**PROPOSED & EXISTING SIGNS
STA. 8+00 TO STA. 23+00
SR 2812(-L-) (TIMBER DR EAST EXT)**

TIP NO. U-4703	SHEET NO. SIGN-4
APPROVED: _____	
DATE: _____	
SEAL	



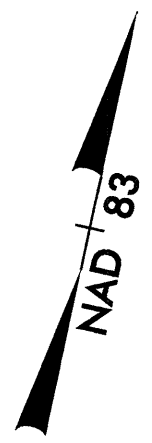
PAY ITEM NOTES

1	DISPOSAL OF SIGN SYSTEM, U-CHANNEL
---	------------------------------------

PROPOSED SIGNS
 STA. 23+00 TO STA. 37+00
 SR 2812(-L-) (TIMBER DR EAST EXT)

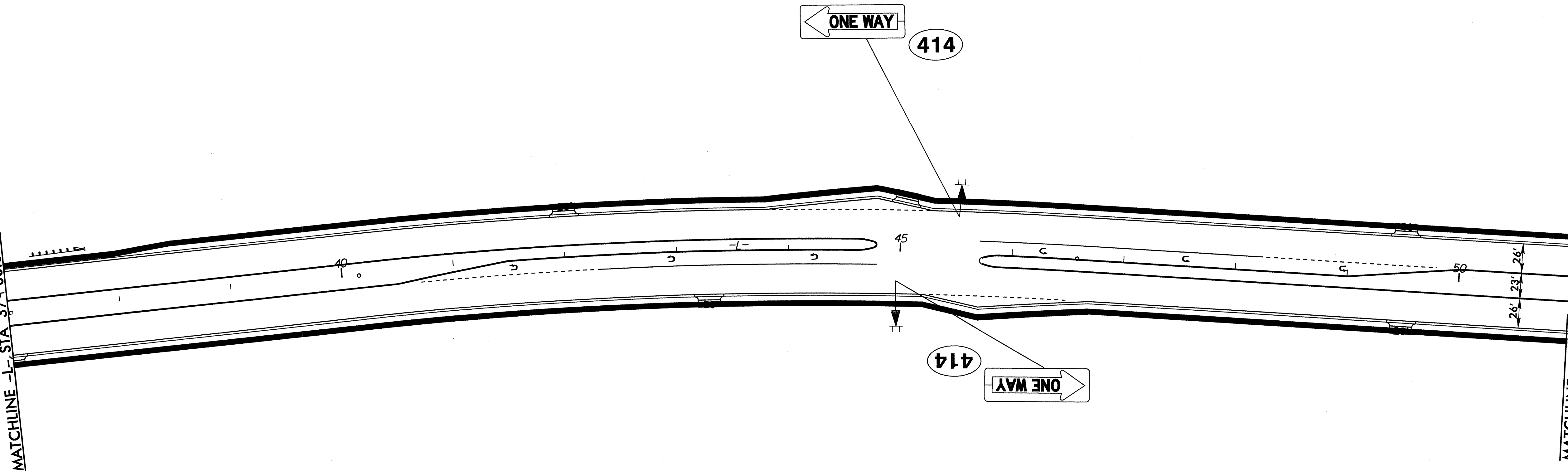
28-JAN-2010 09:22
 P:\TIP\Projects\U4703\Traffic\Signing\CADD\Signing Layout Plans\Sheets\U-4703-rdy-psh05.dgn
 sjohns AT FECC221642

TIP NO. U-4703	SHEET NO. SIGN-5
APPROVED: _____	
DATE: _____	
SEAL	



MATCHLINE -L- STA 37+00.00 (SEE SHEET 4)

MATCHLINE -L- STA. 51+00 (SEE SHEET 5A)




PAY ITEM NOTES

1	DISPOSAL OF SIGN SYSTEM, U-CHANNEL
---	------------------------------------

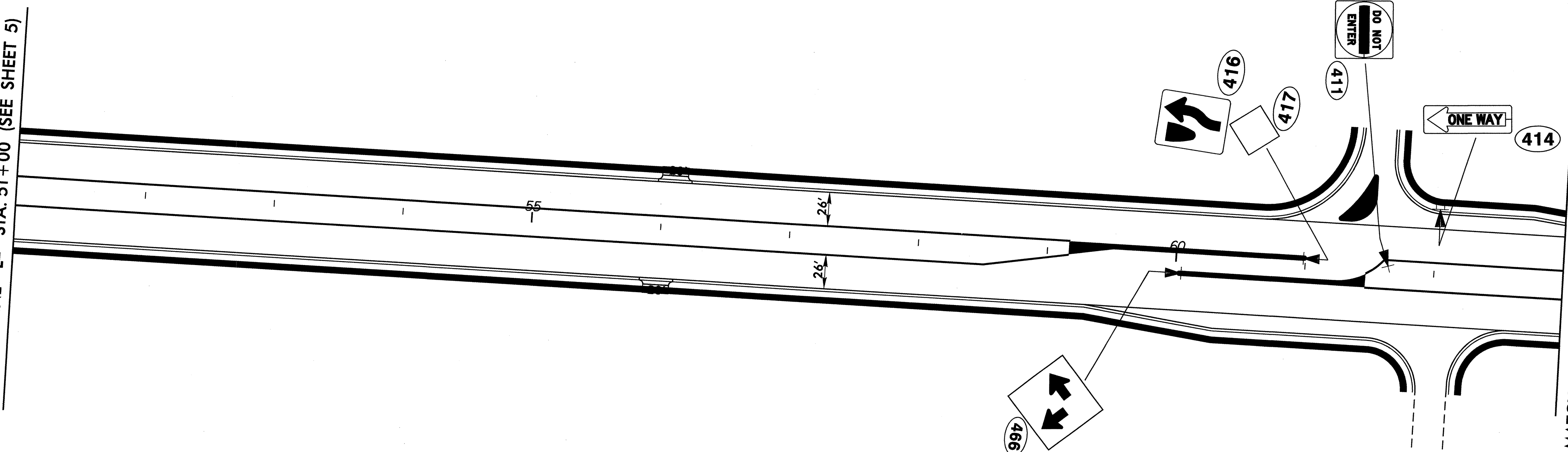
PROPOSED SIGNS
 STA. 37+00 TO STA. 51+00
 SR 2812(-L-) (TIMBER DR EAST EXT)

I4-APR-2010 08:49
 P:\TIP\Projects\U-4703\Tref\c\Signing\CADD\Signing Layout Plans\Sheets\U-4703-rd\psh06.dgn
 jmartinez AT 1E24/795

TIP NO. U-4703	SHEET NO. SIGN-5A
APPROVED: _____	
DATE: _____	
SEAL	



MATCHLINE -L- STA. 51+00 (SEE SHEET 5)



MATCHLINE -L- STA. 63+00 (SEE SHEET 6)

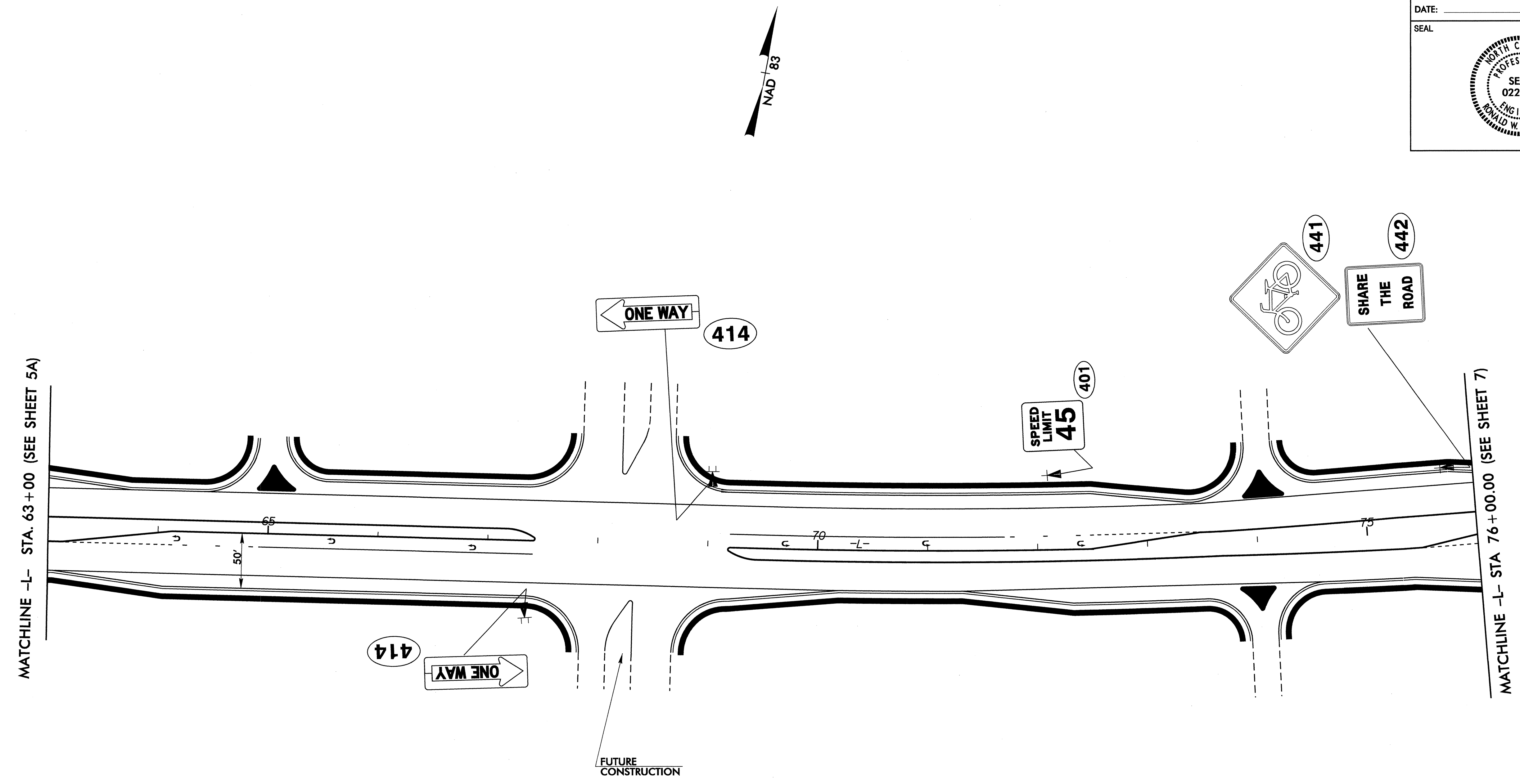
PAY ITEM NOTES

1	DISPOSAL OF SIGN SYSTEM, U-CHANNEL
---	------------------------------------

PROPOSED SIGNS
 STA. 51+00 TO STA. 63+00
 SR 2812(-L-) (TIMBER DR EAST EXT)

I:\AFR2010_0918\14-4703\Traffic\Signing\CADD\Signing Layout Plans\Sheets\U-4703.rdy_psh06A.dgn
 9/27/11 11:21 AM

TIP NO. U-4703	SHEET NO. SIGN-6
APPROVED: _____	
DATE: _____	
SEAL	

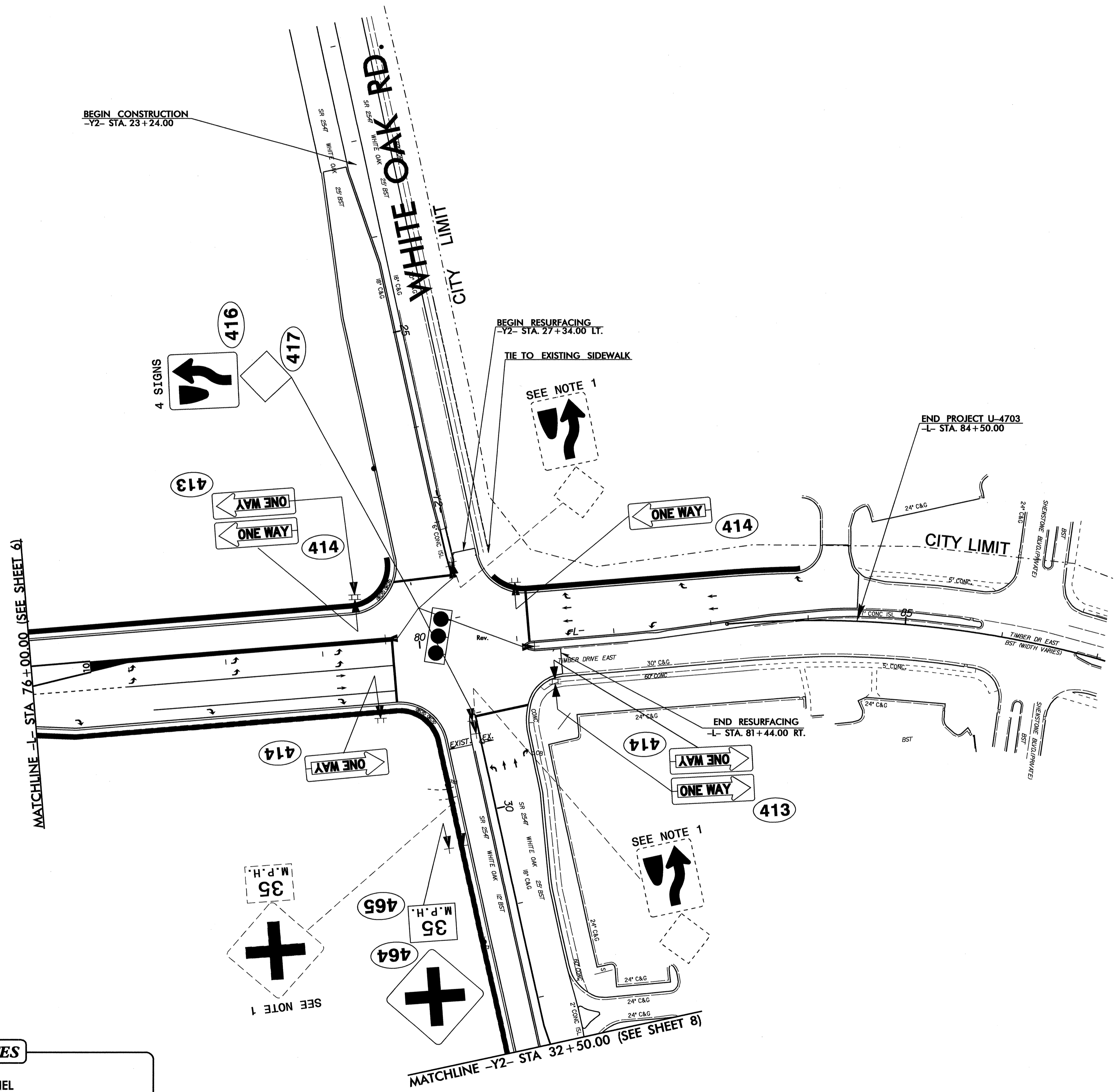


PAY ITEM NOTES	
1	DISPOSAL OF SIGN SYSTEM, U-CHANNEL

PROPOSED SIGNS
 STA. 65+00 TO STA. 76+00
 SR 2812(-L-) (TIMBER DR EAST EXT)

14-APR-2010 09:49
 P:\Projects\022959\U-4703\Traffic\Signing\CADD\Signing Layout Plans\Sheets\U-4703-r.dwg, psh08.dgn
 gterlizzit AT TE247751

TIP NO. U-4703	SHEET NO. SIGN-7
APPROVED: _____	
DATE: _____	
SEAL	



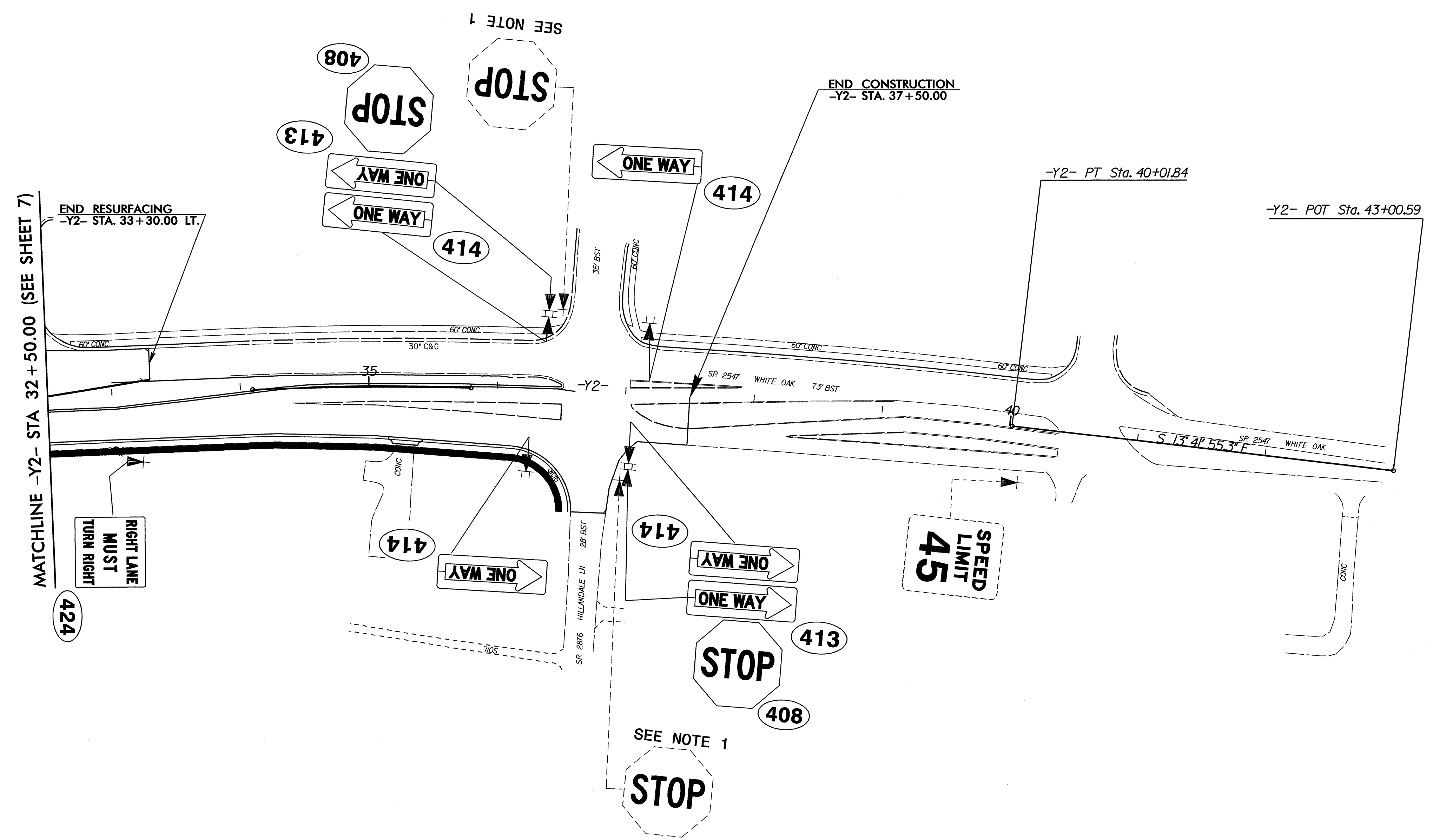
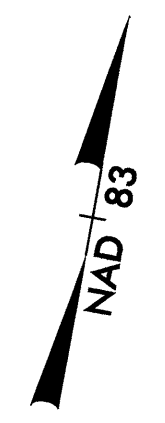
PAY ITEM NOTES

- 1 DISPOSAL OF SIGN SYSTEM, U-CHANNEL

PROPOSED SIGNS
STA. 76+00 TO STA. 84+50
SR 2812(-L-) (TIMBER DR EAST EXT)

28-JAN-2010 09:34
 P:\Projects\U4703\Traffic\Signing\CADD\Signing Layout Plans\Sheets\U-4703_rdy_psh09.dgn
 sjohns AT TECC221642

TIP NO. U-4703	SHEET NO. SIGN-8
APPROVED: _____	
DATE: _____	
SEAL	



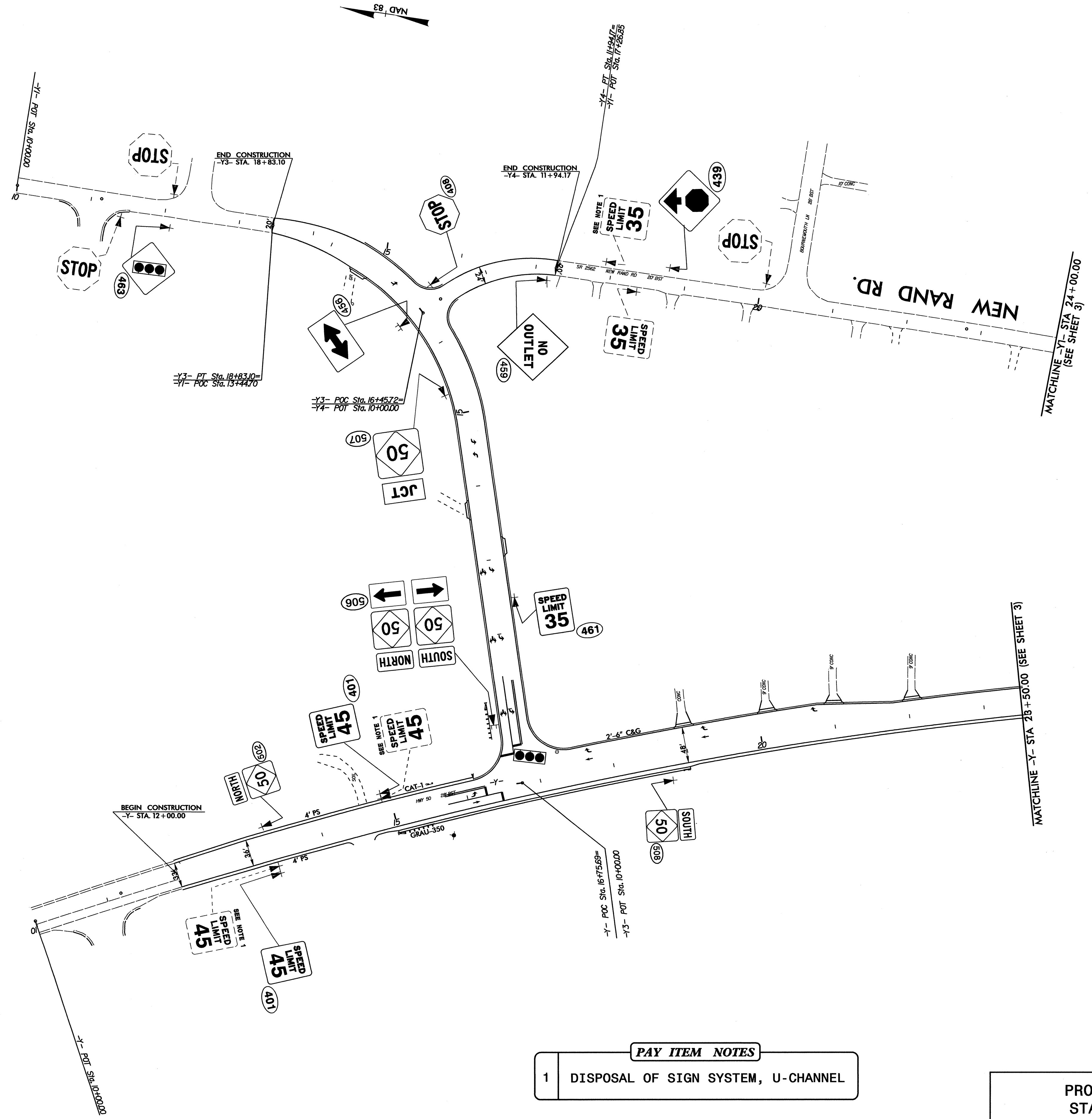
PAY ITEM NOTES

1	DISPOSAL OF SIGN SYSTEM, U-CHANNEL
---	------------------------------------

**EXISTING & PROPOSED SIGNS
STA. 32+50 TO STA. 37+50
SR 2547 (-Y2-) (WHITE OAK ROAD)**

28-JAN-2010 09:38
 P:\Tpp\Projects\U4703\Traffic\Signing\CADD\Signing Layout Plans\Sheets\U-4703-rdy-psh11.dgn
 s.johns AT TECC221642

TIP NO. U-4703	SHEET NO. SIGN-9
APPROVED: _____	
DATE: _____	
SEAL	



PAY ITEM NOTES

1 DISPOSAL OF SIGN SYSTEM, U-CHANNEL

PROPOSED & EXISTING SIGNS
STA. 10+00 TO STA. 23+50
NC 50 (-Y-) (BENSON ROAD)