

8/17/99

# PAVEMENT MARKING LINES

TA - THERMOPLASTIC (4"	WHITE, 90 MILS)	EDGE LINE
TB - THERMOPLASTIC (4"	YELLOW, 90 MILS)	EDGE LINE
TC - THERMOPLASTIC (4"	WHITE, 120 MILS)	10' SKIP
TD - THERMOPLASTIC (4"	WHITE, 120 MILS)	4" X 2' MINISKIP
TE - THERMOPLASTIC (4"	WHITE, 120 MILS)	SOLID LANE LINE
TF - THERMOPLASTIC (4"	YELLOW, 120 MILS)	10' SKIP
TH - THERMOPLASTIC (4"	YELLOW, 120 MILS)	SINGLE CENTER LINE
TI - THERMOPLASTIC (4"	YELLOW, 120 MILS)	DOUBLE CENTER LINE
TL - THERMOPLASTIC (6"	WHITE, 120 MILS)	SOLID LANE LINE (HIGH VISIBILITY CROSSWALK)
TP - THERMOPLASTIC (8"	WHITE, 90 MILS)	GORELINE
TQ - THERMOPLASTIC (8"	WHITE, 90 MILS)	DIAGONAL
TT - THERMOPLASTIC (8"	YELLOW, 90 MILS)	DIAGONAL
T2 - THERMOPLASTIC (24"	WHITE, 120 MILS)	CROSSWALK LINE
T8 - THERMOPLASTIC (8"	WHITE, 120 MILS)	3' X 3' (SPACE) MINISKIP
T9 - THERMOPLASTIC (6"	WHITE, 120 MILS)	2' X 8' (SPACE) MINISKIP

# PAVEMENT MARKING SYMBOLS

UA - THERMOPLASTIC	(LEFT TURN ARROW, 90 MILS)
UB - THERMOPLASTIC	(RIGHT TURN ARROW, 90 MILS)
UC - THERMOPLASTIC	(STRAIGHT ARROW, 90 MILS)
UD - THERMOPLASTIC	(STRAIGHT-LEFT ARROW, 90 MILS)
UN - THERMOPLASTIC	(24" YIELD LINE TRIANGLE, 90 MILS)
UP - THERMOPLASTIC	(ROUNDAABOUT ARROW-LEFT-STRAIGHT-RIGHT, 90 MILS)
UQ - THERMOPLASTIC	(ROUNDAABOUT ARROW-LEFT-STRAIGHT, 90 MILS)
UR - THERMOPLASTIC	(ROUNDAABOUT ARROW-RIGHT-STRAIGHT, 90 MILS)
US - THERMOPLASTIC	(RAISED TRUNCATED DOMES, 90 MILS)

## SPECIAL PAVEMENT MARKING NOTES

THE CONTRACTOR SHALL BE REQUIRED TO REMOVE ALL CONFLICTING PAVEMENT MARKINGS BY THE END OF THE WORKDAY.

THE CONTRACTOR SHALL INSTALL ALL PAVEMENT LINES AND SYMBOLS AS REQUIRED (SEE ROADWAY STANDARD DRAWINGS 1205.01 THRU 1205.12.

THE CONTRACTOR SHALL BE REQUIRED TO REPLACE ANY PAVEMENT MARKINGS, WHICH HAVE BEEN OBLITERATED BY CONSTRUCTION PROCEDURES, BY THE END OF THE WORKDAY.

THE CONTRACTOR SHALL BE REQUIRED TO COVER ALL CONFLICTING STATIONARY CONSTRUCTION SIGNING WHEN A LANE CLOSURE UTILIZING PORTABLE CONSTRUCTION SIGNS IS IN EFFECT. THE CONTRACTOR SHALL NOT HAVE AN OVERLAP IN THE SEQUENCE OF CONSTRUCTION SIGNING.

THE CONTRACTOR SHALL PLACE ALL FINAL PAVEMENT MARKING LINES AND SYMBOLS (THERMOPLASTIC ALKYD-MALEIC) USING THE EXTRUSION METHOD.

CHANGES TO PAVEMENT MARKINGS MAY AND SHALL BE MADE AT THE DIRECTION OF THE ENGINEER.

## SPECIAL PAVEMENT MARKER NOTES

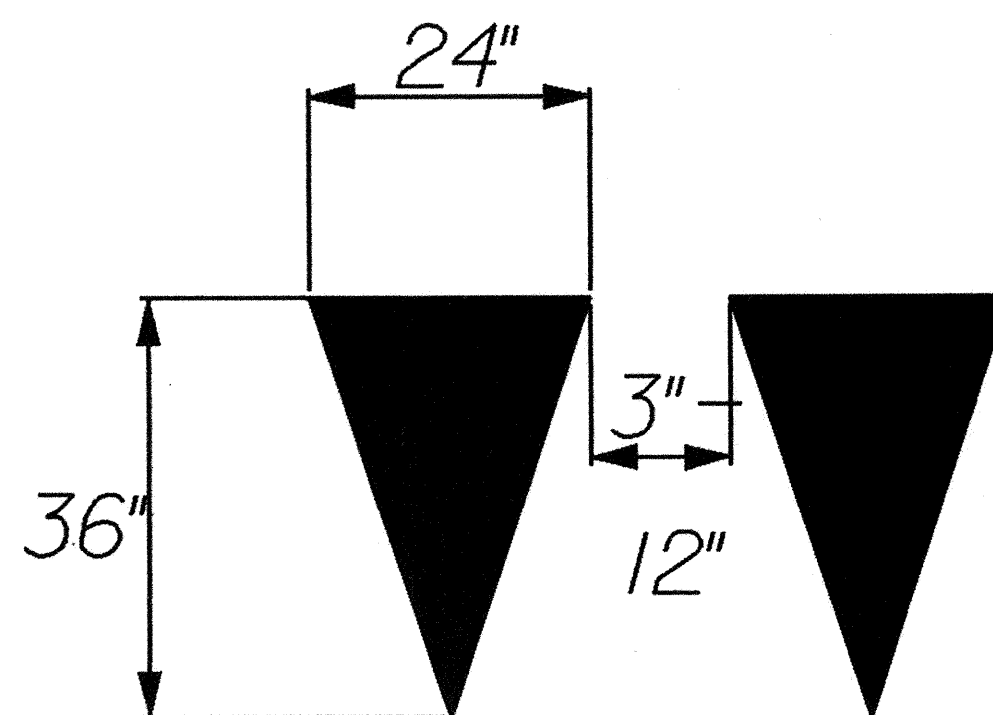
PAVEMENT MARKERS SHOULD NOT BE PLACED CLOSER THAN 2 INCHES TO A PAVEMENT CONSTRUCTION JOINT (AS FEASIBLE), EXCEPT WHEN PLACED BETWEEN DOUBLE YELLOW CENTER LINES, AND ALONG YELLOW SKIP LINES AND TWO-LANE, TWO-WAY ROADWAYS WHERE PASSING IS ALLOWED IN BOTH DIRECTIONS.

PAVEMENT MARKERS SHALL NOT BE PLACED DIRECTLY ON PAVEMENT MARKING LINES.

PAVEMENT MARKERS USED IN CONJUNCTION WITH DOUBLE YELLOW CENTER LINES SHALL BE PLACED MID-WAY BETWEEN THE LINES, PROVIDED WITH A GAP BETWEEN THE LINES AND THE MARKER TO REDUCE OVERSPRAYING THE MARKER DURING THE REPAINTING OPERATIONS.

MARKERS ARE NOT REQUIRED ALONG MINI-SKIP LINES IN TAPERS.

CHANGES TO PAVEMENT MARKERS MAY AND SHALL BE MADE AT THE DIRECTION OF THE ENGINEER.



## YIELD LINE LAYOUT DETAIL

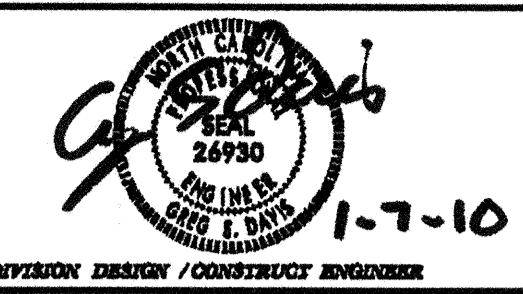
NOTE:  
1. TRIANGLES SHALL BE PAID FOR BY THERMOPLASTIC PAVEMENT MARKING SYMBOL (90 MIL)

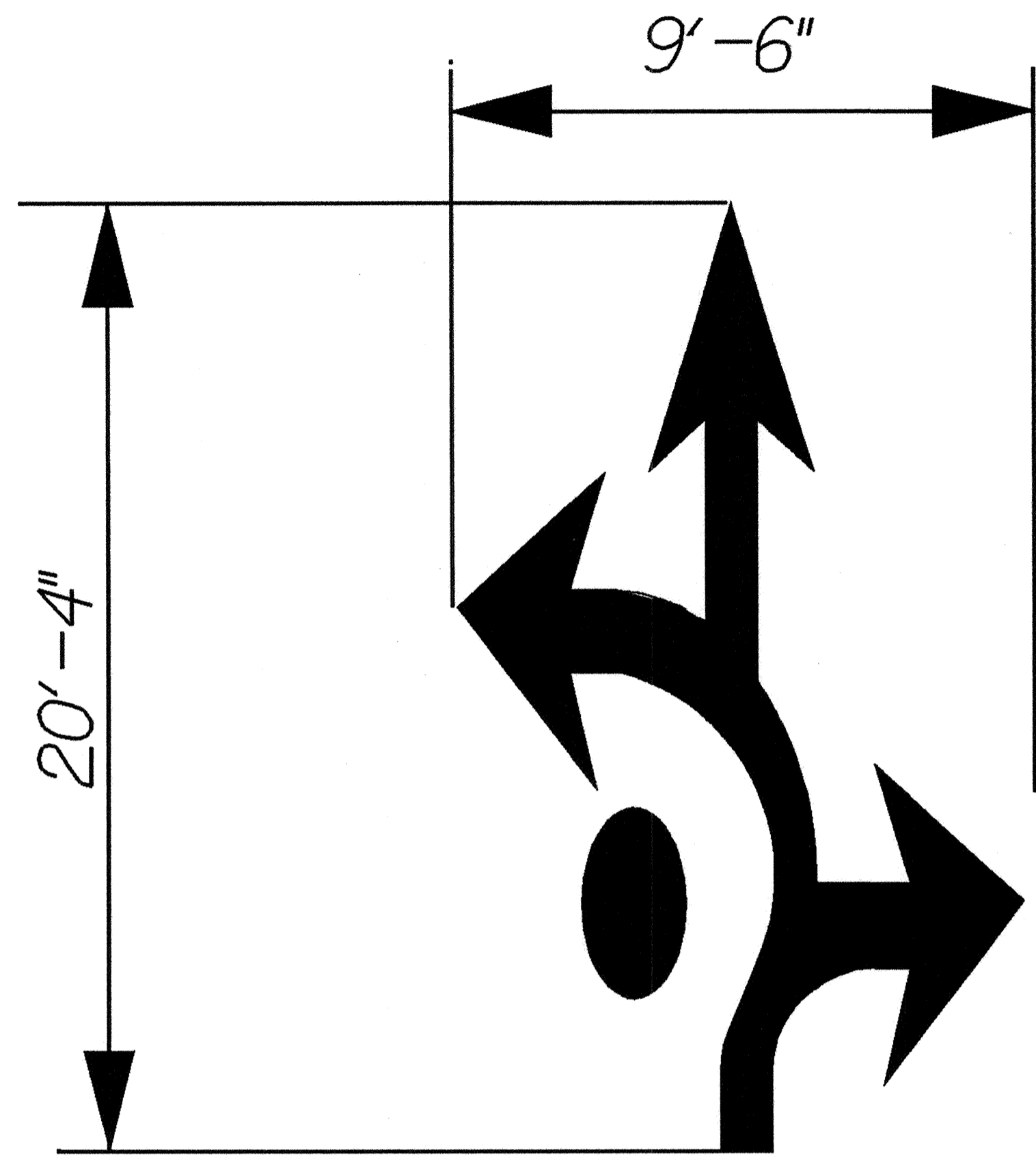
PROJECT REFERENCE NO. U-5194	SHEET NO. PMP-1
REV SHEET NO.	
DIVISION DESIGN / CONSTRUCTION ENGINEER	
PAVEMENT MARKING LEGEND	
<ul style="list-style-type: none"> <li>■ --CRYSTAL / RED PAVEMENT MARKER</li> <li>◆ --YELLOW / YELLOW PAVEMENT MARKER</li> <li>□ --CRYSTAL / CRYSTAL PAVEMENT MARKER</li> </ul>	

REVISIONS

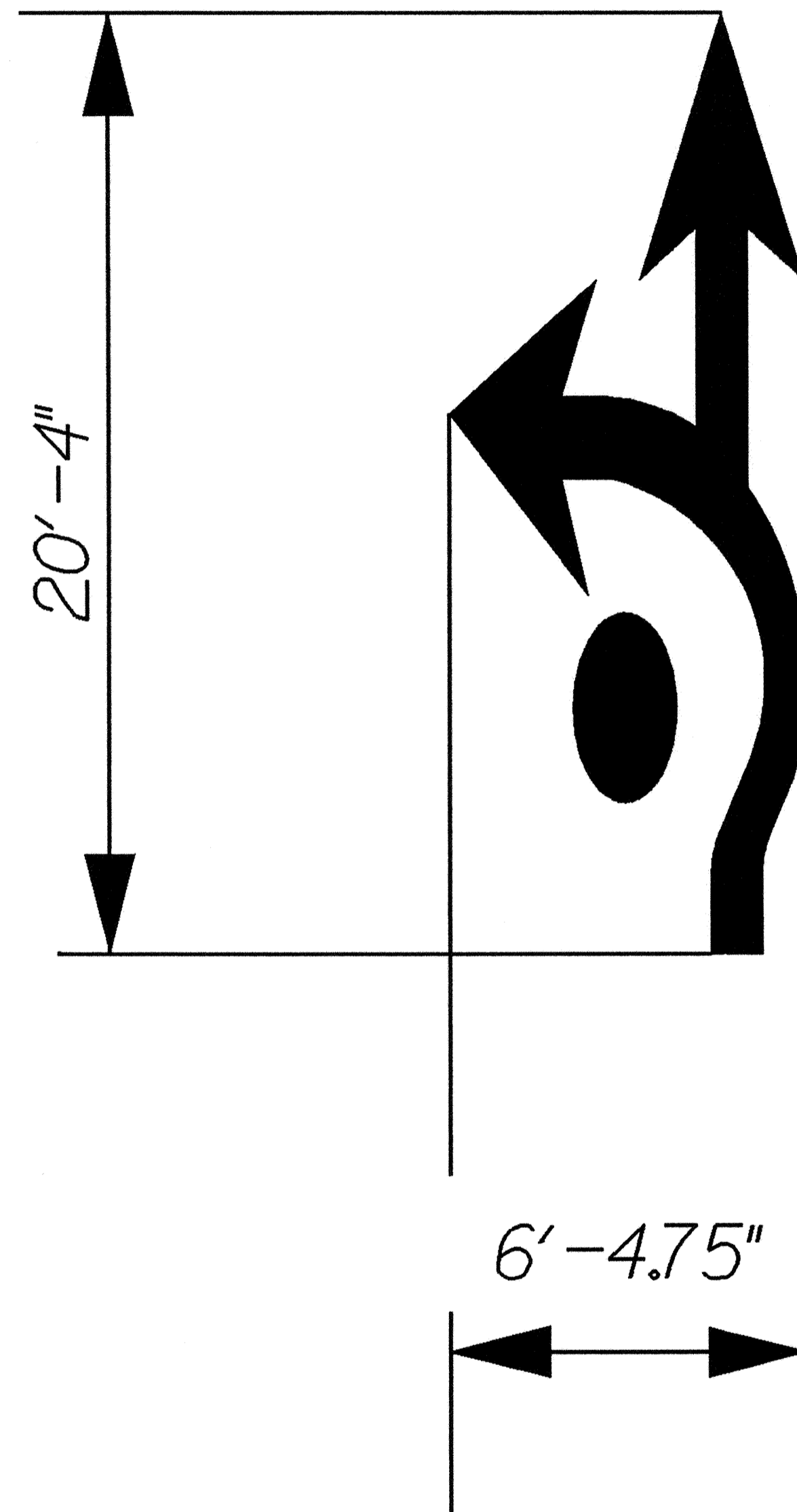
08-JAN-2010 11:19  
D:\rdy\Kangol\pmp\sr\_1952\high-point.r\d\psh\pmp\sr\_1952.pmp.notes.1.dgn

# ROUNDABOUT ARROW DETAILS

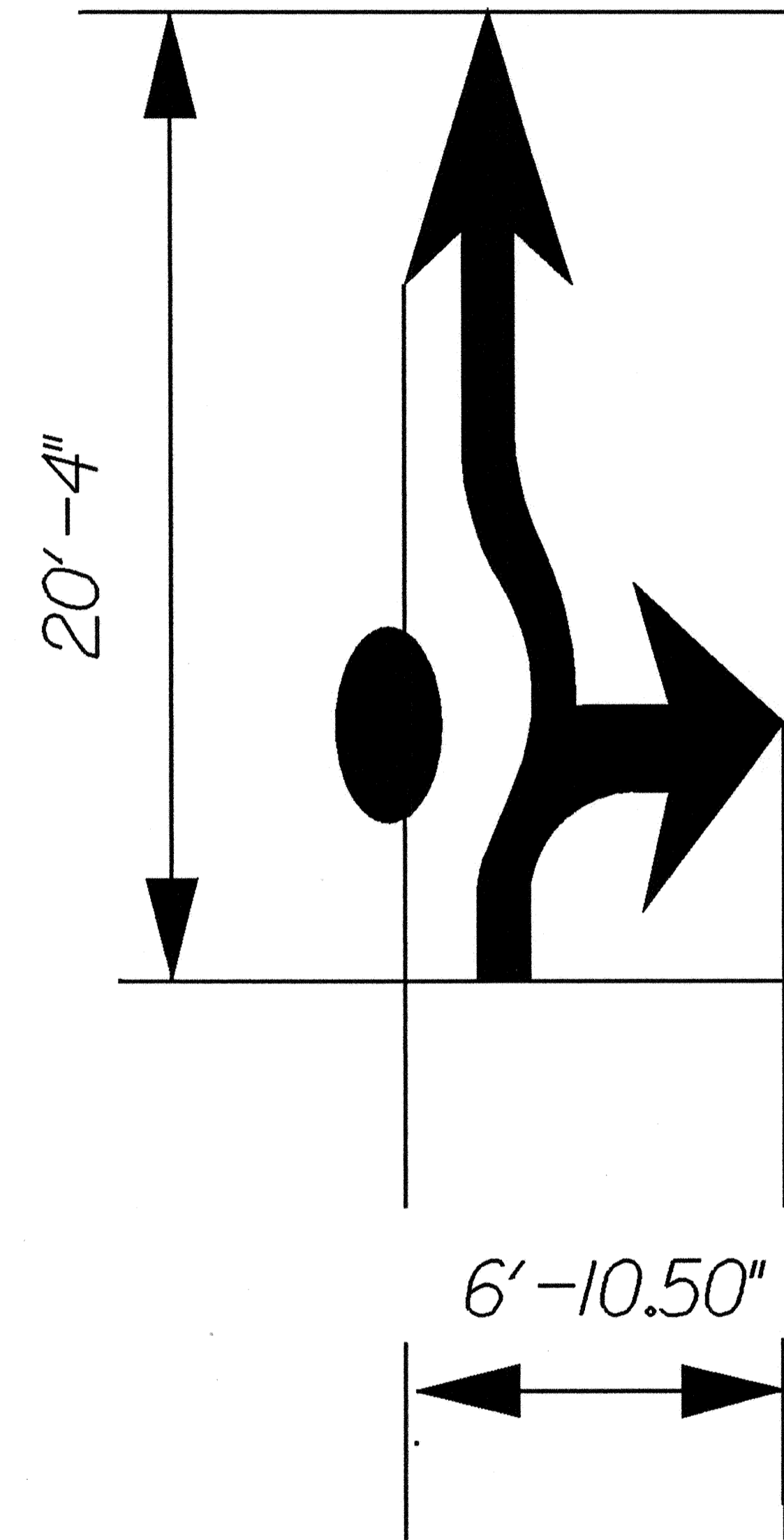
PROJECT REFERENCE NO. U-5194	SHEET NO. PMP-2
RAW SHEET NO.	
	
DIVISION DESIGN / CONSTRUCTION ENGINEER	
PAVEMENT MARKING LEGEND	
■ - CRYSTAL / RED PAVEMENT MARKER	
◆ - YELLOW / YELLOW PAVEMENT MARKER	
□ - CRYSTAL / CRYSTAL PAVEMENT MARKER	



LEFT-STRAIGHT-RIGHT ARROW




LEFT-STRAIGHT ARROW



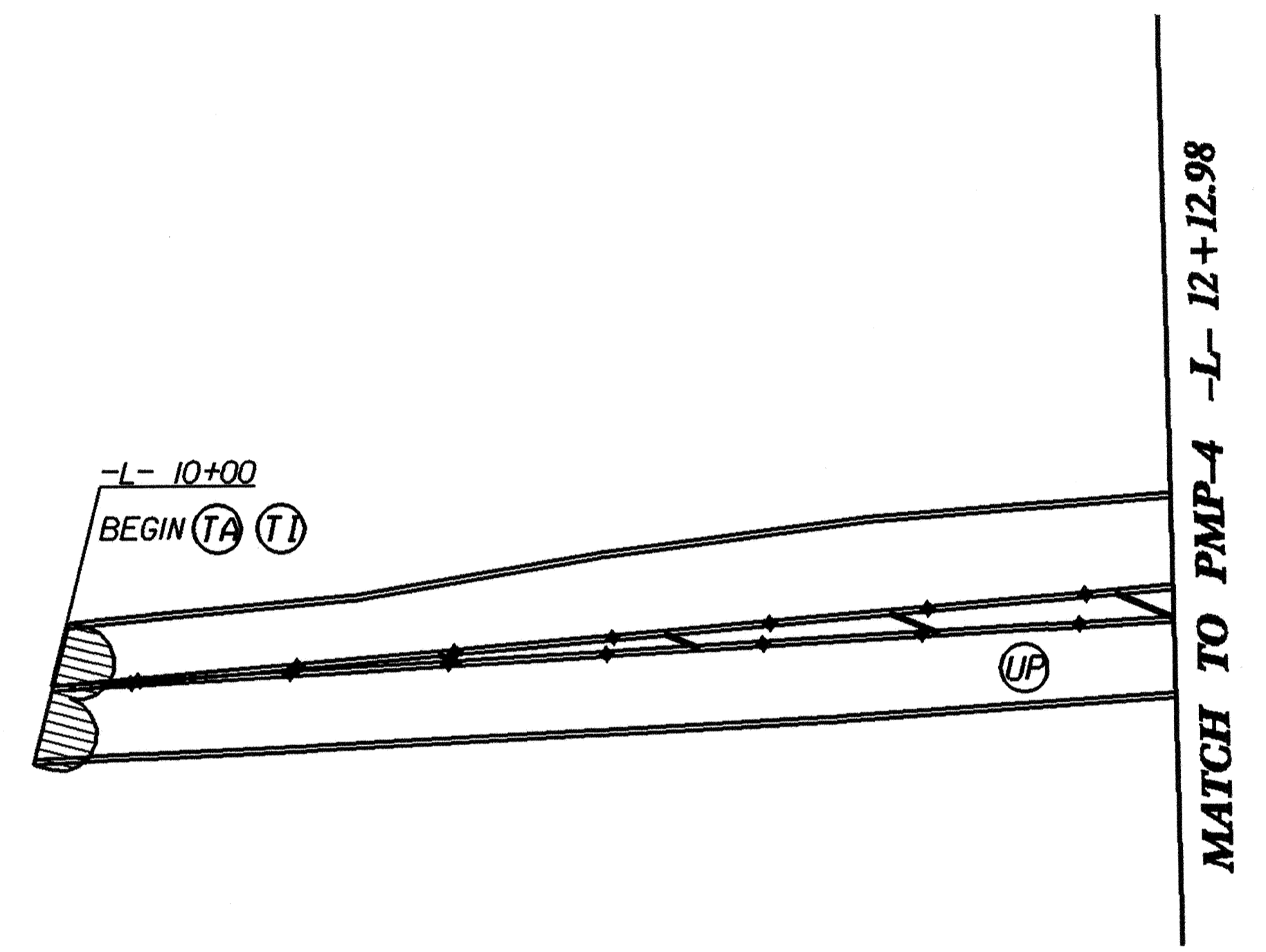
STRAIGHT-RIGHT ARROW

PROJECT REFERENCE NO. U-5194	SHEET NO. PMP-3
RW SHEET NO.	
DIVISION DESIGN / CONSTRUCTION ENGINEER	

8/17/99

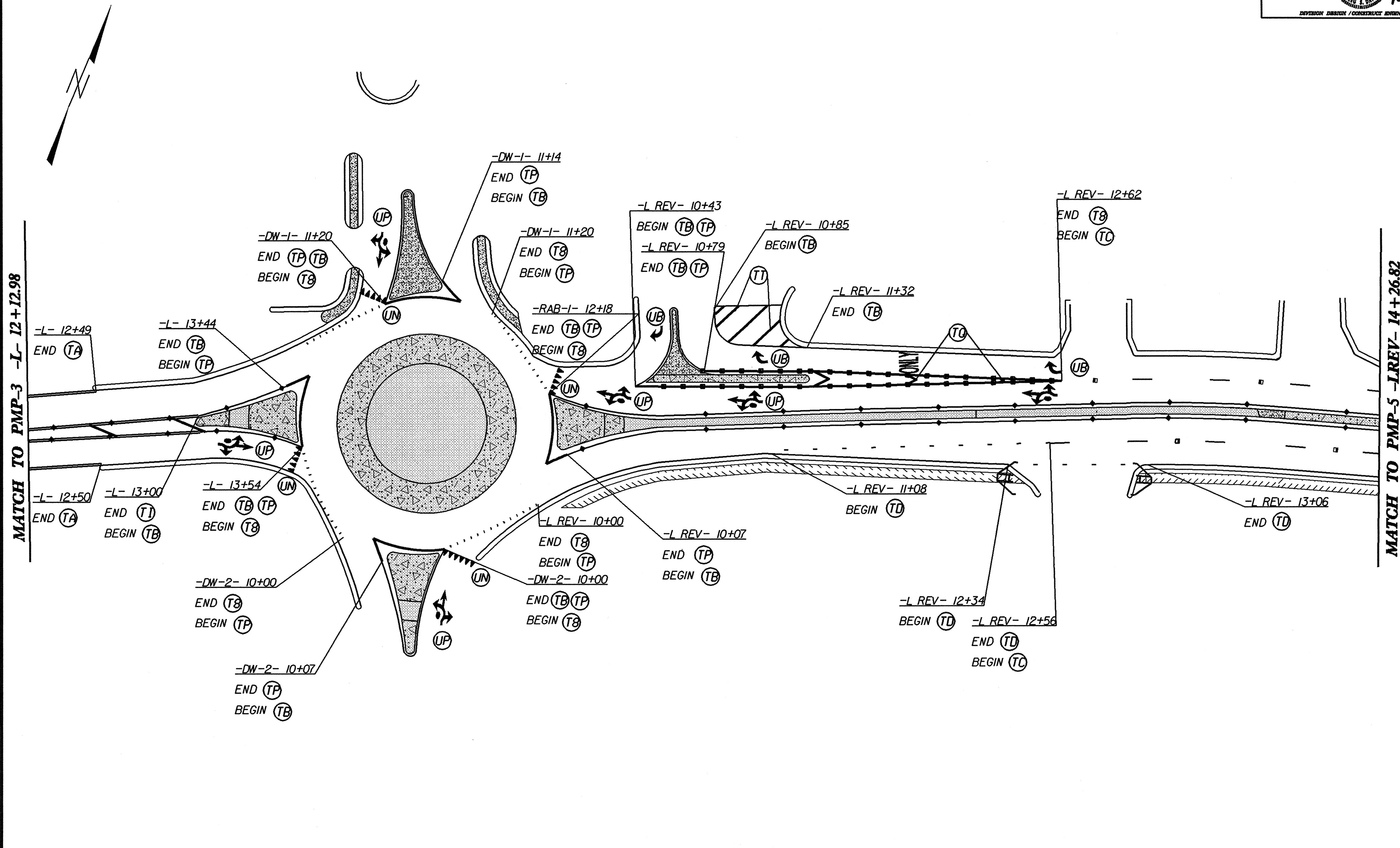


REVISIONS



8/17/99

PROJECT REFERENCE NO. U-5194	SHEET NO. PMP-4
RAW SHEET NO.	
DIVISION DESIGN / CONSTRUCTION ENGINEER	

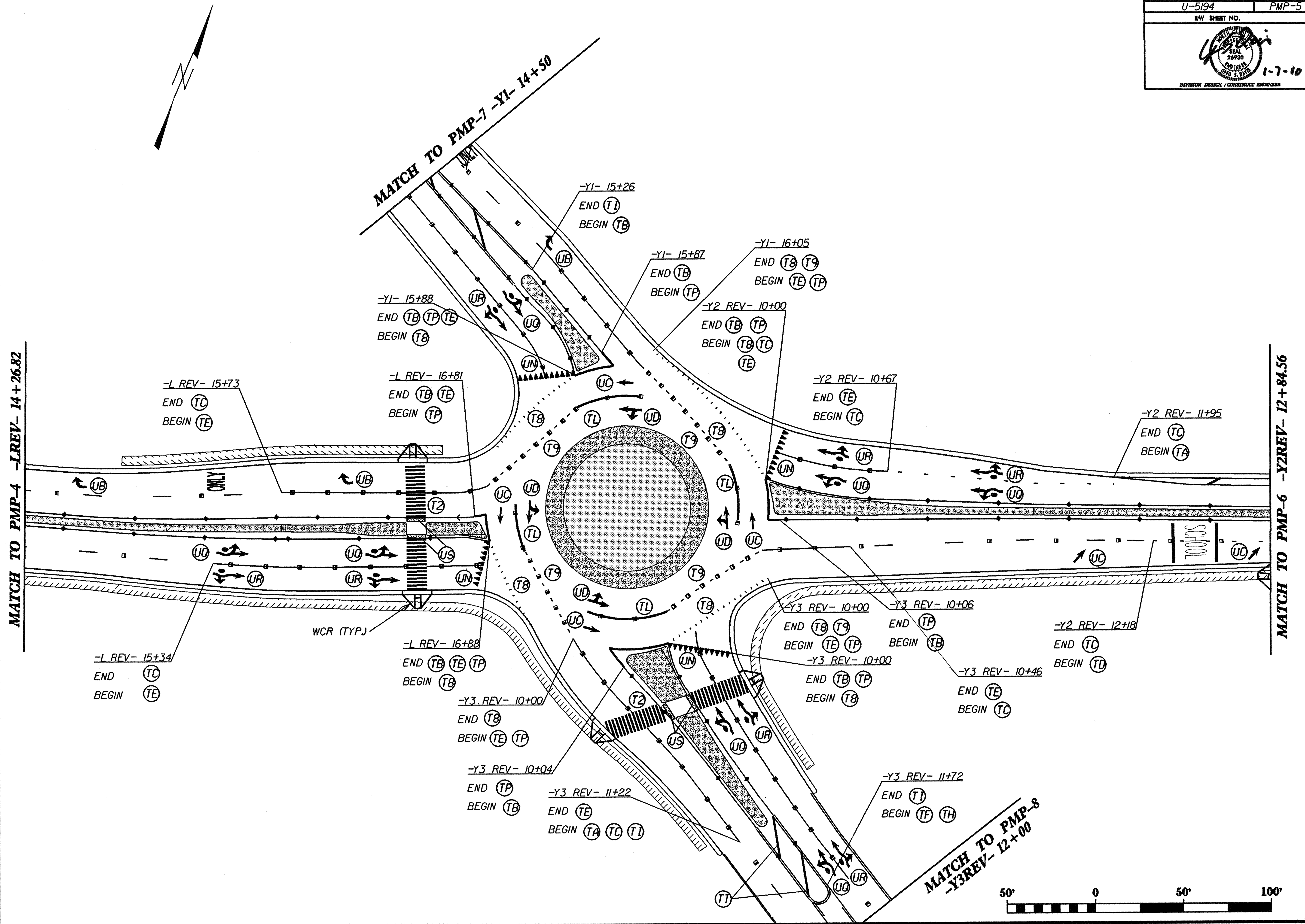


REVISIONS




8/17/99

PROJECT REFERENCE NO. U-5194	SHEET NO. PMP-5
NW SHEET NO.	
DIVISION DESIGN / CONSTRUCTION ENGINEER	



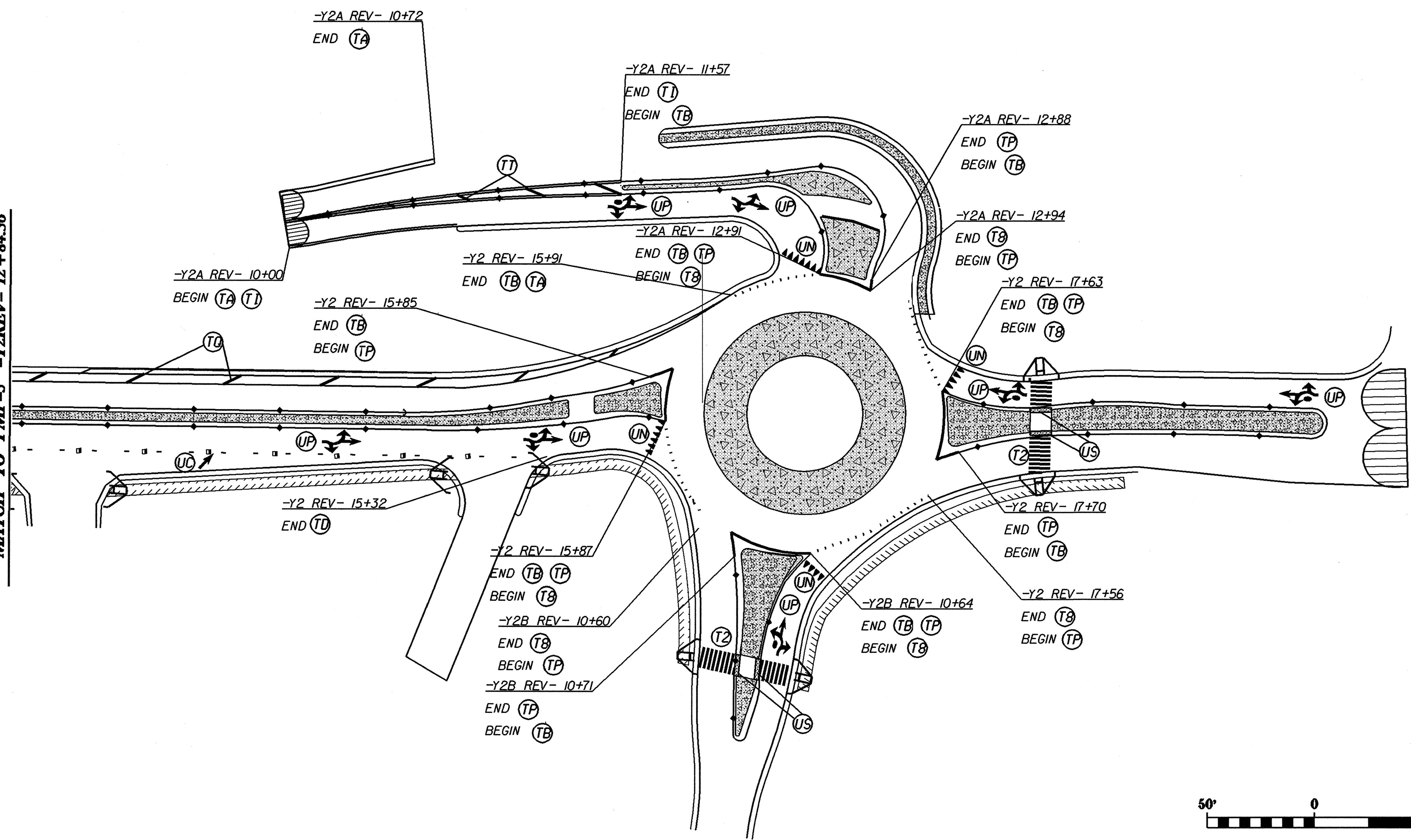
REVISIONS

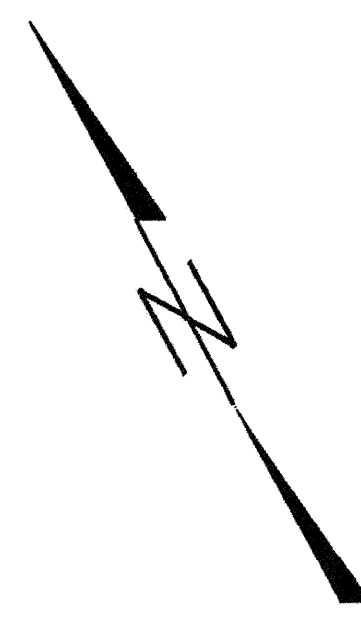


8/17/99

REVISIONS


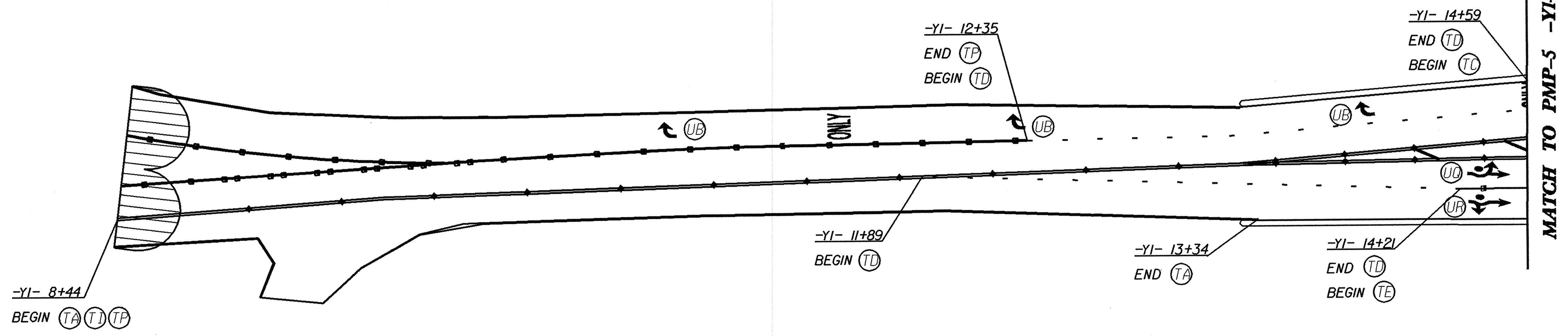
MATCH TO PMP-5 -Y2REV- 12 + 84.56

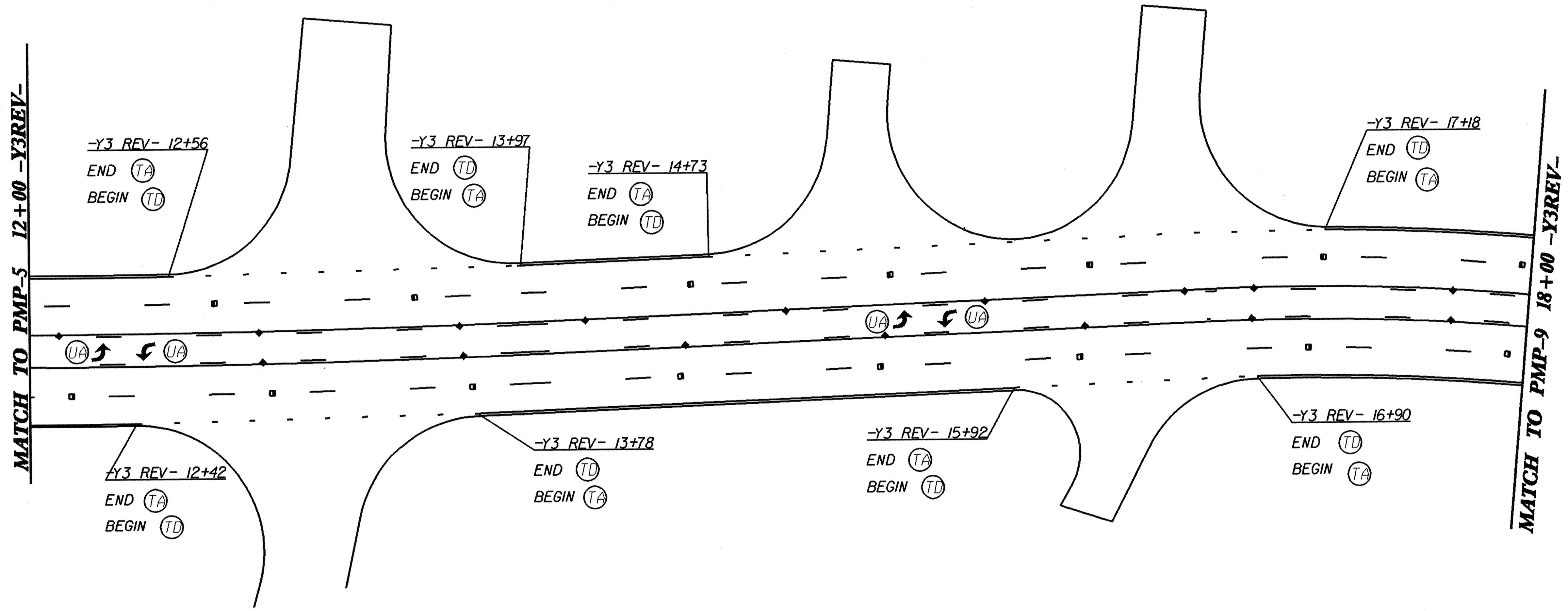





8/17/99

REVISIONS






REVISIONS

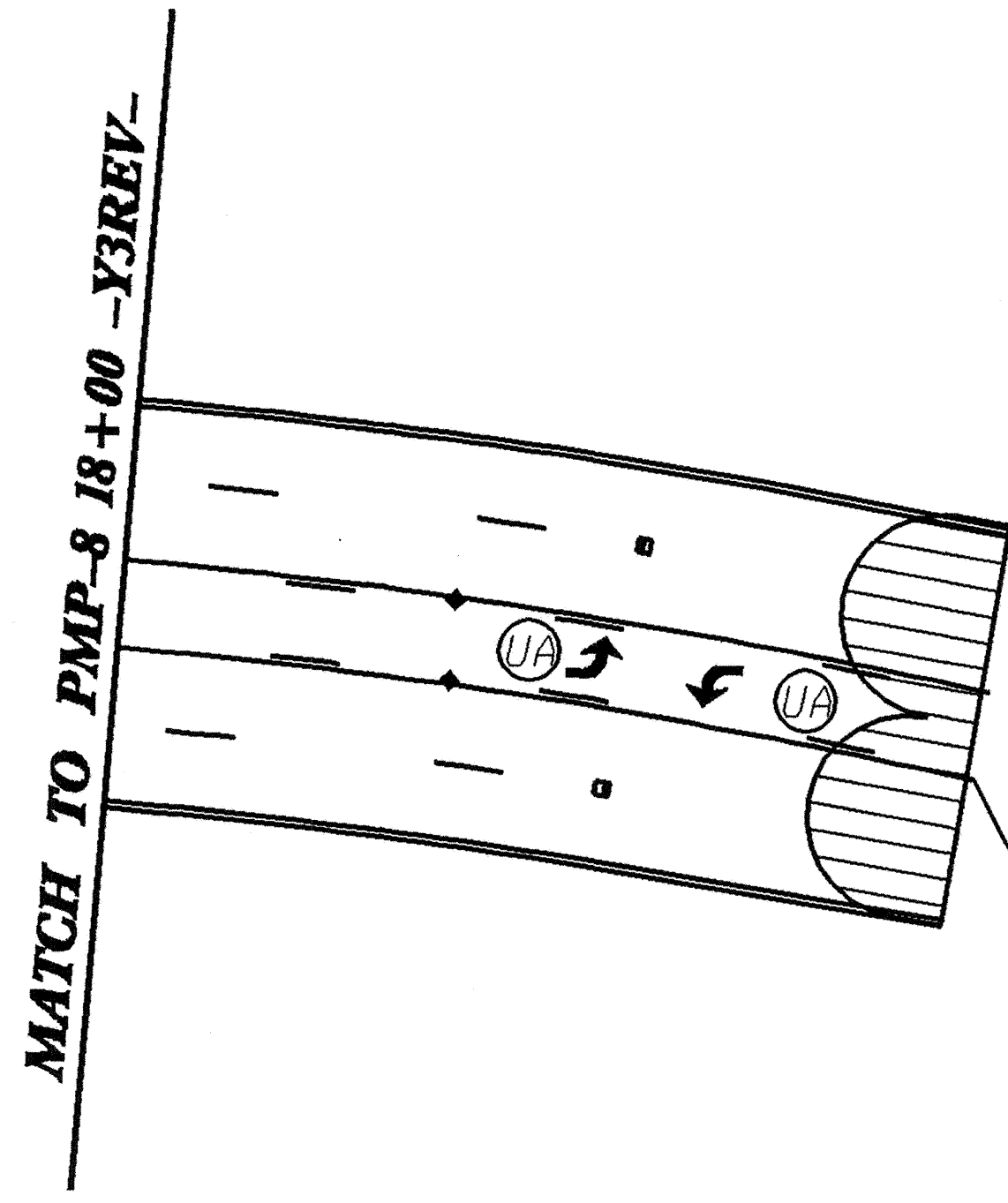

8/17/99



8/17/99

REVISIONS

PROJECT REFERENCE NO. U-5194	SHEET NO. PMP-9
RW SHEET NO.	
	
DIVISION DESIGN / CONSTRUCT ENGINEER	



-Y3 REV- 19+28  
END (TA) (TF) (TH)

