

T.I.P.: U-3100B

**STATE OF NORTH CAROLINA
DEPARTMENT OF TRANSPORTATION**

**PAVEMENT MARKING PLAN
ORANGE COUNTY**

**LOCATION: SR 1107 (OLD FAYETTEVILLE RD.) FROM NC-54 TO
McDOUGLE MIDDLE SCHOOL IN CARRBORO**

TIP NO. U-3100B	SHEET NO. PMP-1
APPROVED: _____	
DATE: _____	
SEAL	

ROADWAY STANDARD DRAWINGS

THE FOLLOWING ROADWAY STANDARDS AS APPEAR IN "ROADWAY STANDARD DRAWINGS" - PROJECT SERVICES UNIT - N.C. DEPARTMENT OF TRANSPORTATION - RALEIGH, N.C., DATED JULY 2006 ARE APPLICABLE TO THIS PROJECT AND BY REFERENCE HEREBY ARE CONSIDERED A PART OF THESE PLANS:

STD. NO.	TITLE
1205.01	PAVEMENT MARKINGS - LINE TYPES AND OFFSETS
1205.02	PAVEMENT MARKINGS - 2 LANE AND MULTILANE ROADWAYS
1205.04	PAVEMENT MARKINGS - INTERSECTIONS
1205.05	PAVEMENT MARKINGS - TURN LANES
1205.07	PAVEMENT MARKINGS - PEDESTRIAN CROSSINGS
1205.08	PAVEMENT MARKINGS - SYMBOL AND WORD MESSAGES
1205.09	PAVEMENT MARKINGS - PAINTED ISLANDS
1205.10	PAVEMENT MARKINGS - SCHOOL AREAS
1250.01	PAVEMENT MARKER SPACING
1251.01	RAISED PAVEMENT MARKERS - TEMPORARY AND PERMANENT

GENERAL NOTES

THE FOLLOWING GENERAL NOTES APPLY AT ALL TIMES FOR THE DURATION OF THE CONSTRUCTION PROJECT, EXCEPT WHEN OTHERWISE NOTED IN THE PLAN, OR DIRECTED BY THE ENGINEER.

- A) INSTALL PAVEMENT MARKINGS AND PAVEMENT MARKERS ON THE FINAL SURFACE AS FOLLOWS:
- | ROAD NAME | MARKING | MARKER |
|----------------------------------|---------------|------------------|
| -L- SR1107 OLD FAYETTEVILLE RD. | THERMOPLASTIC | PERMANENT RAISED |
| -Y1- NC 54 | THERMOPLASTIC | PERMANENT RAISED |
| -Y2- SR1107 OLD FAYETTEVILLE RD. | THERMOPLASTIC | PERMANENT RAISED |
| -Y3- CAROL ST. | THERMOPLASTIC | NONE |
| -Y4- | THERMOPLASTIC | NONE |
- B) TIE PROPOSED PAVEMENT MARKING LINES TO EXISTING PAVEMENT MARKING LINES.
- C) REMOVE/REPLACE ANY CONFLICTING/DAMAGED PAVEMENT MARKINGS AND MARKERS.
- D) PASSING ZONES WILL BE DETERMINED IN THE FIELD AND MUST BE APPROVED BY THE ENGINEER.
- E) STOPBAR LOCATION AT NON-SIGNALIZED INTERSECTIONS MAY BE ADJUSTED AS DIRECTED BY THE ENGINEER.

INDEX

SHEET NO.	DESCRIPTION
PMP-1	PAVEMENT MARKING PLAN TITLE SHEET
PMP-2	PAVEMENT MARKING SCHEDULE
PMP-3-6	PAVEMENT MARKING DETAIL

PLAN PREPARED BY: N.C.D.O.T. SIGNING AND DELINEATION UNIT

<u>RON KING, P.E.</u>	STATE SIGNING & DELINEATION ENGINEER
<u>DERRICK BEARD</u>	SIGNING & DELINEATION DESIGN ENGINEER

TIP NO. U-3100B	SHEET NO. PMP-2
APPROVED: _____	
DATE: _____	
SEAL	

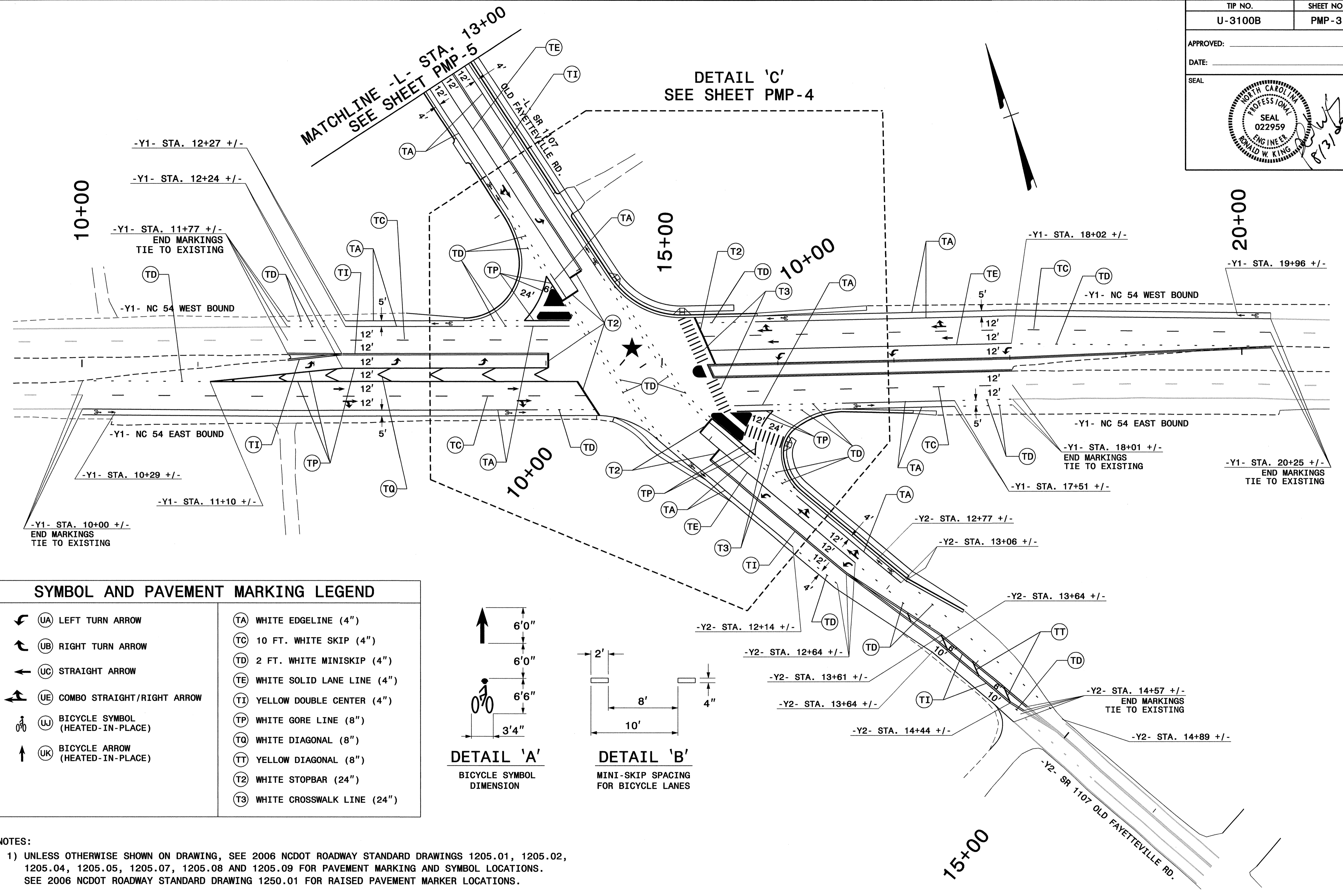
U-3100B FINAL PAVEMENT MARKING SCHEDULE

SYMBOL	DESCRIPTION	PAY ITEM QUANTITY	TOTAL
FINAL PAVEMENT MARKINGS			
<u>THERMOPLASTIC (24", 120 MILS)</u>			
T2	WHITE STOPBAR	209 LF	
T3	WHITE CROSSWALK LINE	350 LF	
		TOTAL	559 LF
<u>THERMOPLASTIC (4", 120 MILS)</u>			
TC	10 FT. WHITE SKIP	349 LF	
TD	2 FT. WHITE MINISKIP	326 LF	
TE	WHITE SOLID LANE LINE	681 LF	
TI	YELLOW DOUBLE CENTER	6468 LF	
		TOTAL	7824 LF
<u>THERMOPLASTIC (4", 90 MILS)</u>			
TA	WHITE EDGELINE	5960 LF	
		TOTAL	5960 LF
<u>THERMOPLASTIC (8", 120 MILS)</u>			
TV	WHITE CROSSWALK LINE	180 LF	
		TOTAL	180 LF
<u>THERMOPLASTIC (8", 90 MILS)</u>			
TP	WHITE GORELINE	821 LF	
TQ	WHITE DIAGONAL	150 LF	
TT	YELLOW DIAGONAL	170 LF	
		TOTAL	1141 LF
<u>THERMOPLASTICPAVEMENT MARKING CHARACTER (120 MILS)</u>			
UI	ALPHANUMERIC CHAR.	6 EA	
		TOTAL	6 EA
<u>THERMOPLASTICPAVEMENT MARKING SYMBOLS (90 MILS)</u>			
UA	LEFT TURN ARROW	10 EA	
UC	STRAIGHT ARROW	4 EA	
UE	COMBO.STRAIGHT/RIGHT	8 EA	
UJ	BICYCLE SYMBOL (SKID RESISTANT, HEATED-IN-PLACE)	13 EA	
UK	BICYCLE ARROW (SKID RESISTANT, HEATED-IN-PLACE)	13 EA	
		TOTAL	48 EA
MARKERS			
<u>PERMANENT RAISED PAVEMENT MARKERS</u>			
MA	YELLOW & YELLOW	60 EA	
MB	CRYSTAL & RED	85 EA	
		TOTAL	145 EA

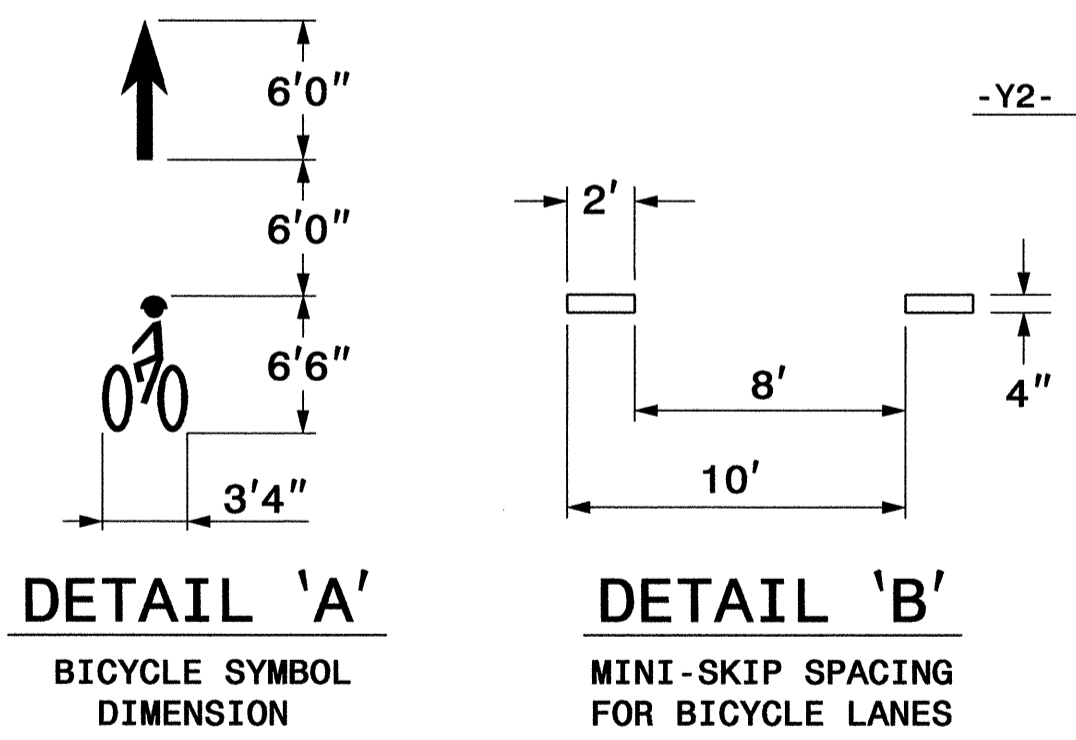
U-3100B FINAL PAVEMENT MARKING SCHEDULE

03-AUG-2009 10:48
 C:\pmp\cadd\pmp\new_roadway-dwgs-&-final.pmp\U-3100B_Sgn_PMP_2.dgn
 dbbeard

TIP NO. U-3100B	SHEET NO. PMP-3
APPROVED: _____	
DATE: _____	
SEAL	



SYMBOL AND PAVEMENT MARKING LEGEND	
(UA) LEFT TURN ARROW	(TA) WHITE EDGELINE (4")
(UB) RIGHT TURN ARROW	(TC) 10 FT. WHITE SKIP (4")
(UC) STRAIGHT ARROW	(TD) 2 FT. WHITE MINISKIP (4")
(UE) COMBO STRAIGHT/RIGHT ARROW	(TE) WHITE SOLID LANE LINE (4")
(UJ) BICYCLE SYMBOL (HEATED-IN-PLACE)	(TI) YELLOW DOUBLE CENTER (4")
(UK) BICYCLE ARROW (HEATED-IN-PLACE)	(TP) WHITE GORE LINE (8")
	(TQ) WHITE DIAGONAL (8")
	(TT) YELLOW DIAGONAL (8")
	(T2) WHITE STOPBAR (24")
	(T3) WHITE CROSSWALK LINE (24")



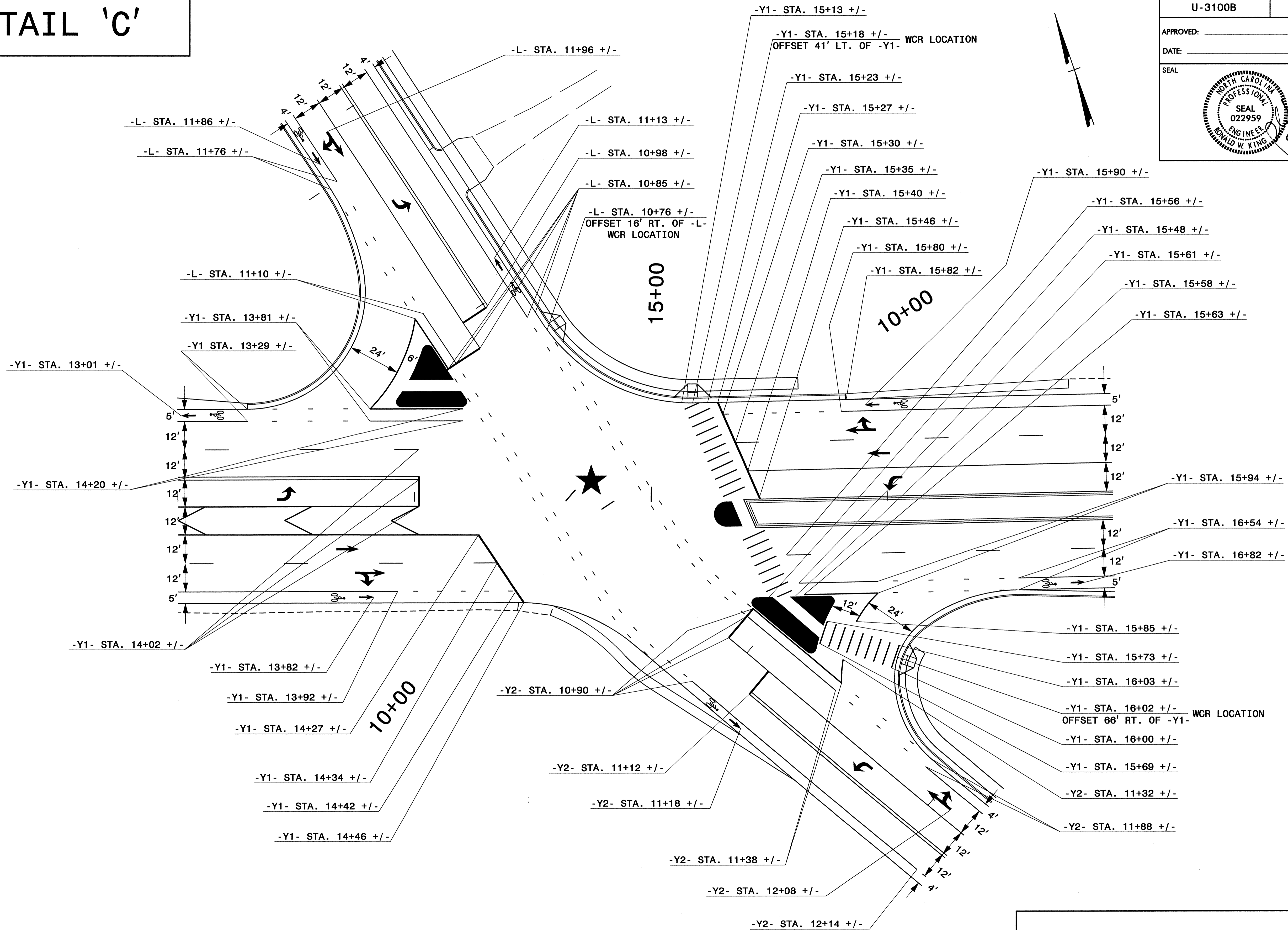
- NOTES:
- UNLESS OTHERWISE SHOWN ON DRAWING, SEE 2006 NCDOT ROADWAY STANDARD DRAWINGS 1205.01, 1205.02, 1205.04, 1205.05, 1205.07, 1205.08 AND 1205.09 FOR PAVEMENT MARKING AND SYMBOL LOCATIONS. SEE 2006 NCDOT ROADWAY STANDARD DRAWING 1250.01 FOR RAISED PAVEMENT MARKER LOCATIONS.
 - SEE DETAIL 'A' FOR BICYCLE SYMBOL DIMENSIONS.
 - SEE DETAIL 'B' FOR MINI-SKIP SPACING FOR ALL BICYCLE LANES. USE MINI-SKIP SPACING AS SHOWN ON ROADWAY STANDARD DRAWING 1205.01, SHEET 1, FOR ALL OTHER LOCATIONS.

PAVEMENT MARKING DETAIL

03-AUG-2009 10:50
 C:\nrc\at\pmp\pmp\new_r\roadway-dwgs-&-find\pmp\U-3100B_Sgn_PMP_3-4.dgn
 pboard AT 12/22/09

DETAIL 'C'

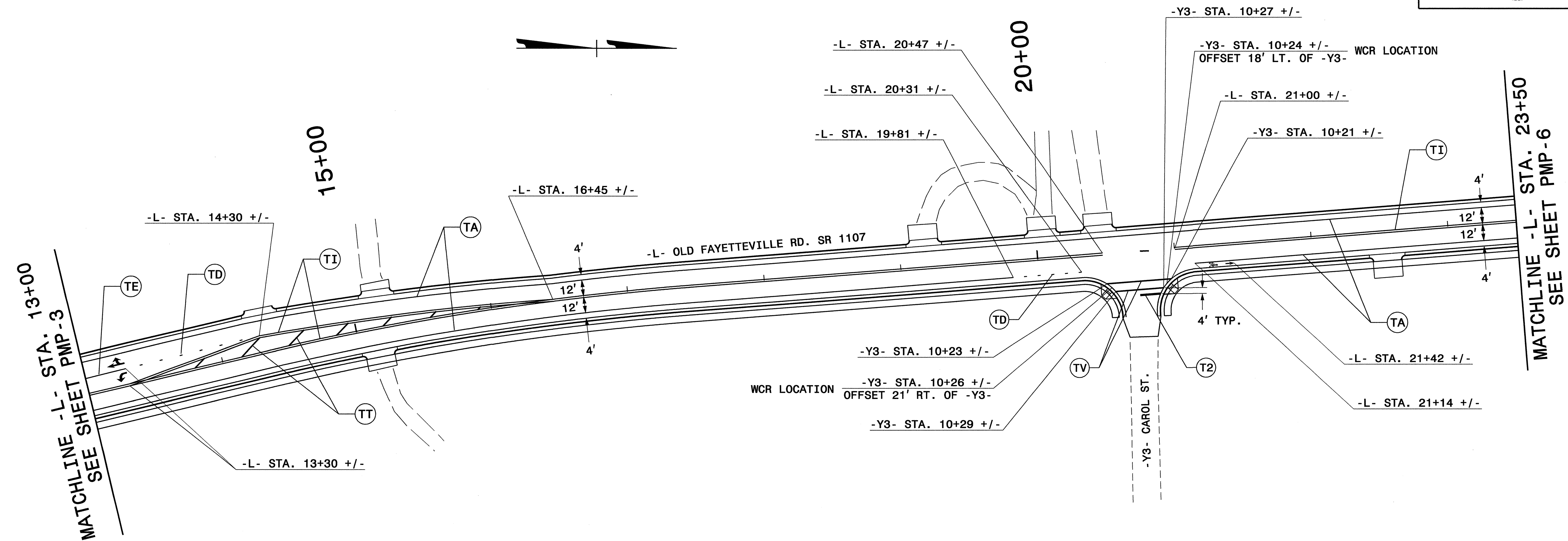
TIP NO. U-3100B	SHEET NO. PMP-4
APPROVED: _____	
DATE: _____	
SEAL	



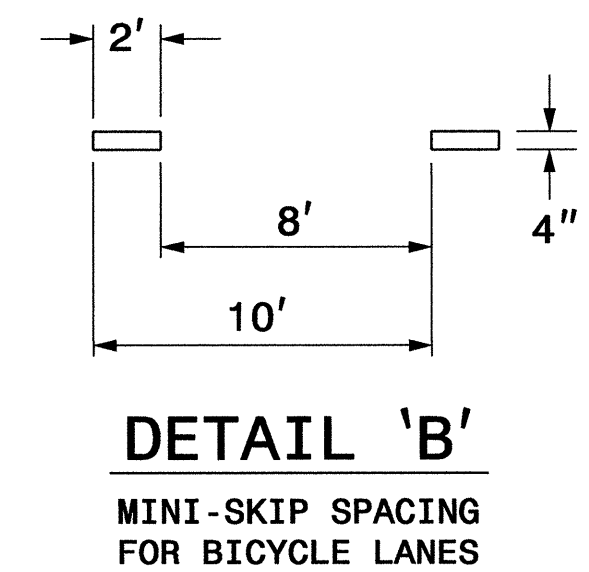
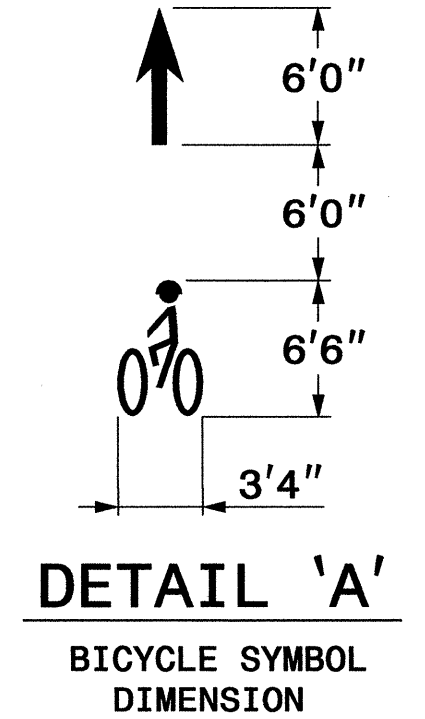
PAVEMENT MARKING DETAIL

03-AUG-2009 10:50
 C:\4\cadd\pmp\new_roadway-dwgs-&-find\l.pmp\U-3100B_Sgn_PMP_3-4.dgn
 dbbeard A:WZ 2244736

TIP NO.	SHEET NO.
U-3100B	PMP-5
APPROVED: _____	
DATE: _____	
SEAL	



SYMBOL AND PAVEMENT MARKING LEGEND	
(UA) LEFT TURN ARROW	(TA) WHITE EDGELINE (4")
(UE) COMBO STRAIGHT/RIGHT ARROW	(TD) 2 FT. WHITE MINISKIP (4")
(UJ) BICYCLE SYMBOL (HEATED-IN-PLACE)	(TE) WHITE SOLID LANE LINE (4")
(UK) BICYCLE ARROW (HEATED-IN-PLACE)	(TI) YELLOW DOUBLE CENTER (4")
	(TT) YELLOW DIAGONAL (8")
	(TV) WHITE CROSSWALK LINE (8")
	(T2) WHITE STOPBAR (24")

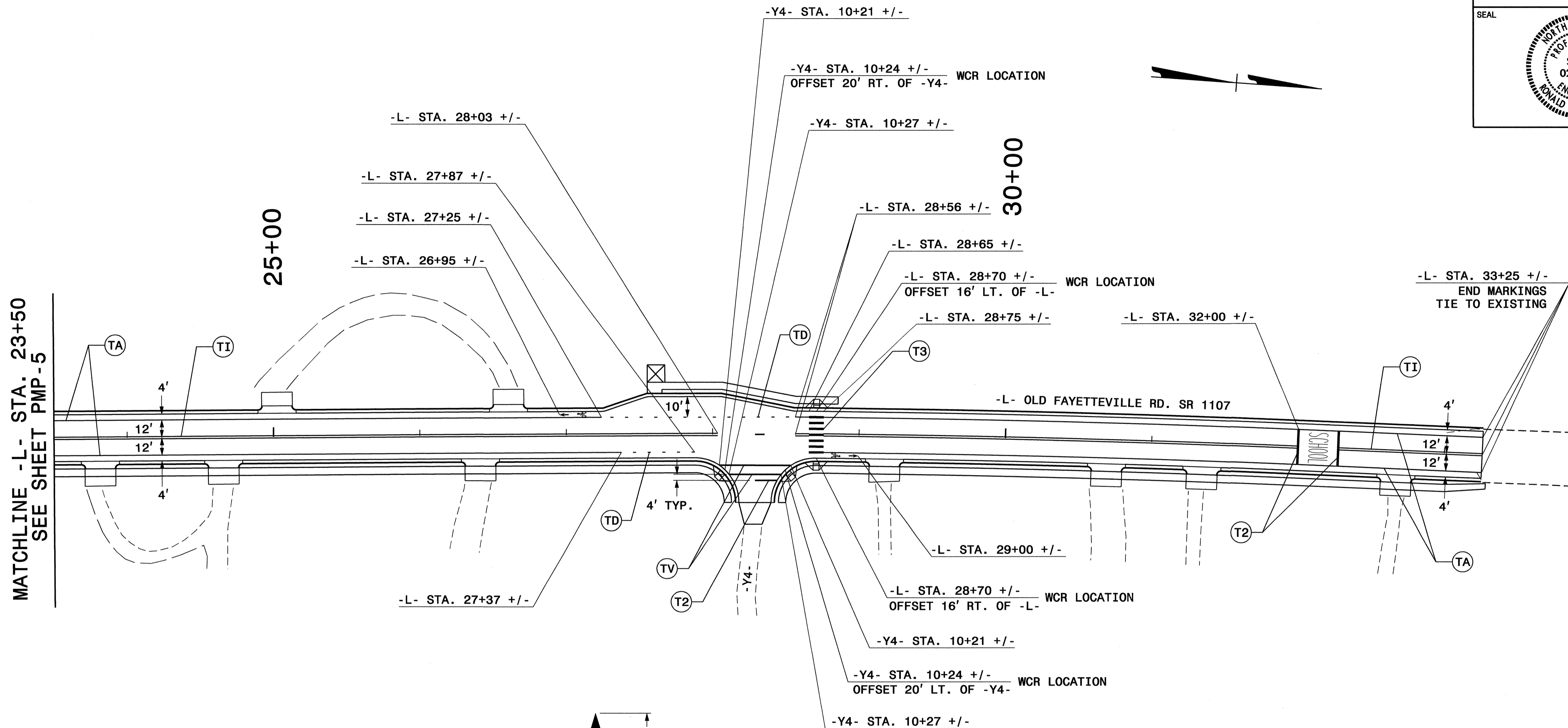


- NOTES:
- 1) UNLESS OTHERWISE SHOWN ON DRAWING, SEE 2006 NCDOT ROADWAY STANDARD DRAWINGS 1205.01, 1205.02, 1205.04, 1205.05, 1205.07 AND 1205.09 FOR PAVEMENT MARKING AND SYMBOL LOCATIONS. SEE 2006 NCDOT ROADWAY STANDARD DRAWING 1250.01 FOR RAISED PAVEMENT MARKER LOCATIONS.
 - 2) SEE DETAIL 'A' FOR BICYCLE SYMBOL DIMENSIONS.
 - 3) SEE DETAIL 'B' FOR MINI-SKIP SPACING FOR ALL BICYCLE LANES. USE MINI-SKIP SPACING AS SHOWN ON ROADWAY STANDARD DRAWING 1205.01, SHEET 1, FOR ALL OTHER LOCATIONS.

PAVEMENT MARKING DETAIL

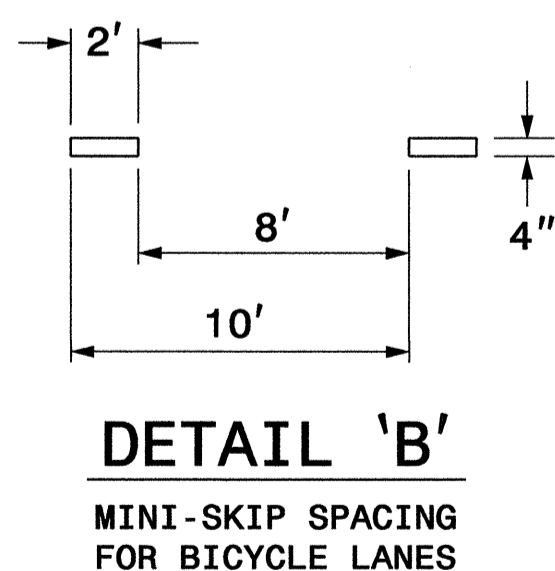
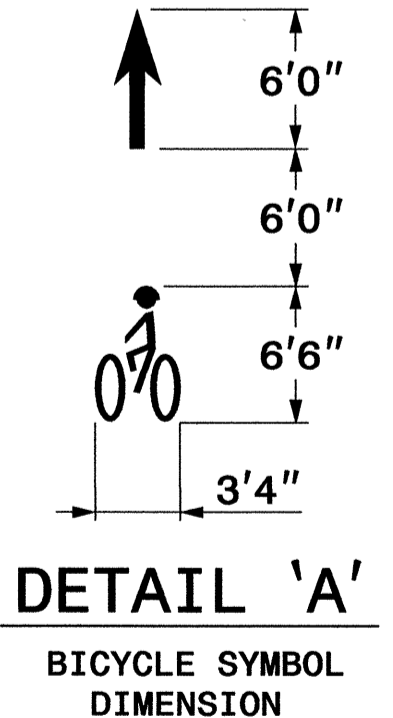
03-AUG-2009 10:51
 R:\projects\10101\pmp\new_r\roadway-dwgs-&-final\pmp\U-3100B_Sgn_PMP_5.dgn
 dibbeard A1 WZ 10244736

TIP NO. U-3100B	SHEET NO. PMP-6
APPROVED: _____	
DATE: _____	
SEAL	



MATCHLINE -L- STA. 23+50
SEE SHEET PMP-5

SYMBOL AND PAVEMENT MARKING LEGEND				
SCHOOL	(UI)	ALPHANUMERIC CHARACTER	(TA)	WHITE EDGELINE (4")
	(U)	BICYCLE SYMBOL (HEATED-IN-PLACE)	(TD)	2 FT. WHITE MINISKIP (4")
	(UK)	BICYCLE ARROW (HEATED-IN-PLACE)	(TI)	YELLOW DOUBLE CENTER (4")
			(TV)	WHITE CROSSWALK LINE (8")
			(T2)	WHITE STOPBAR (24")
			(T3)	WHITE CROSSWALK LINE (24")



- NOTES:**
- 1) UNLESS OTHERWISE SHOWN ON DRAWING, SEE 2006 NCDOT ROADWAY STANDARD DRAWINGS 1205.01, 1205.02, 1205.04, 1205.07, 1205.08 AND 1205.10 FOR PAVEMENT MARKING AND SYMBOL LOCATIONS. SEE 2006 NCDOT ROADWAY STANDARD DRAWING 1250.01 FOR RAISED PAVEMENT MARKER LOCATIONS.
 - 2) SEE DETAIL 'A' FOR BICYCLE SYMBOL DIMENSIONS.
 - 3) SEE DETAIL 'B' FOR MINI-SKIP SPACING FOR ALL BICYCLE LANES. USE MINI-SKIP SPACING AS SHOWN ON ROADWAY STANDARD DRAWING 1205.01, SHEET 1, FOR ALL OTHER LOCATIONS.

PAVEMENT MARKING DETAIL

03-AUG-2009 10:52 C:\p1\work\3100b\pmp\new_roadway-dwgs-&-final\pmp\U-3100B_Sgn_PMP-6.dgn