

**STATE OF NORTH CAROLINA
DEPARTMENT OF TRANSPORTATION**

**SIGNING PLAN
ROCKINGHAM COUNTY**

**LOCATION: REPLACEMENT OF BRIDGE NO. 54 ON NC 65
OVER ROCK HOUSE CREEK**

TIP NO. B-4622	SHEET NO. SIGN-1
APPROVED: _____	
DATE: _____	
SEAL	

SUMMARY OF QUANTITIES

ITEM NO.		ITEM DESCRIPTION	QUANTITY	UNIT
DESC. NO.	SECT. NO.			
4072000000	903	SUPPORTS, 3 LB STEEL U-CHANNEL	392	L.F.
4096000000	904	SIGN ERECTION, TYPE D	2	EA.
4102000000	904	SIGN ERECTION, TYPE E	11	EA.
4155000000	907	DISPOSAL OF SIGN SYSTEM, U-CHANNEL	21	EA.

GENERAL NOTES

- . SIGNS FURNISHED BY STATE
- . ALL TYPE 'D' SIGNS SHALL BE MOUNTED ON TWO U-CHANNEL POSTS UNLESS OTHERWISE INDICATED ON THE PLANS.
- . IF REMOVAL OR RELOCATION OF SIGNS ON PRIVATE STREET (NON-STATE MAINTAINED) IS REQUIRED DUE TO CONSTRUCTION, THE CONTRACTOR SHALL INFORM THE ENGINEER. THE WORK WILL BE COMPLETED BY OTHERS.
- . SIGNING PLANS DO NOT INCLUDE TEMPORARY CONSTRUCTION SIGNING OR PAVEMENT MARKINGS. SEE TRAFFIC CONTROL PLANS.
- . WHEN NOT STATIONED OR DIMENSIONED ON PLANS, ALL 'E' AND 'F' SIGNS SHALL BE FIELD LOCATED BY THE ENGINEER
- . ALL EXISTING SIGNS ON "U" CHANNEL POST WITHIN THE PROJECT LIMITS SHALL BE REMOVED AND DISPOSED OF UNLESS OTHERWISE NOTED ON PLANS.
- . WHEN EXISTING SIGNS ARE REMOVED AND INSTALLED ON NEW SUPPORTS, THE RE-ERECTION SHALL IMMEDIATELY FOLLOW THE REMOVAL.
- . THE BACKGROUND FOR TYPE E & F SIGNS SHALL BE TYPE C REFLECTIVE SHEETING.
- . SEE ROADWAY PLANS FOR GUARD/GUIDE RAIL DETAILS.

ROADWAY STANDARD DRAWING

THE FOLLOWING ROADWAY STANDARDS AS APPEAR IN "ROADWAY STANDARD DRAWINGS" - PROJECT SERVICES UNIT - N.C. DEPARTMENT OF TRANSPORTATION - RALEIGH, N.C., DATED JULY 2006 ARE APPLICABLE TO THIS PROJECT AND BY REFERENCE HEREBY ARE CONSIDERED A PART OF THESE PLANS:

STD. NO.	TITLE
904.10	ORIENTATION OF GROUND MOUNTED SIGNS
904.50	MOUNTING OF TYPE 'D', 'E' AND 'F' SIGNS ON 'U' CHANNEL POSTS

INDEX

SHEET NO.	DESCRIPTION
SIGN-1	TITLE SHEET
SIGN-2	E SHEET
SIGN-3	D SHEET
SIGN-4	SIGN DETAIL SHEET

PLAN PREPARED BY: N.C.D.O.T. SIGNING AND DELINEATION UNIT


RON KING, P.E. STATE SIGNING & DELINEATION ENGINEER

WILLIAM DEBREW SIGNING & DELINEATION DESIGN ENGINEER


T.I.P.: B-4622

CONTRACT: C202263

APPROVED: _____
DATE: _____

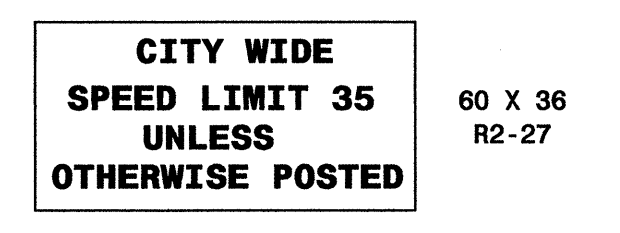
SEAL


401 QUANTITY REQ'D 2




ONE "U" POST PER SIGN

406 QUANTITY REQ'D 1



MOUNT BELOW SIGN 301
IN 1 INSTALLATIONS

402 QUANTITY REQ'D 1




ONE "U" POST PER SIGN

407 QUANTITY REQ'D 1



MOUNT BELOW SIGN 302
IN 1 INSTALLATIONS

403 QUANTITY REQ'D 1




ONE "U" POST PER SIGN

408 QUANTITY REQ'D 1



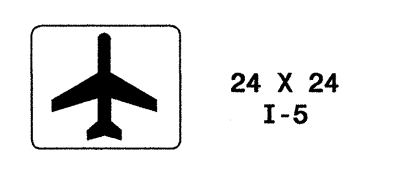
MOUNT BELOW SIGN 302
IN 1 INSTALLATIONS

404 QUANTITY REQ'D 1



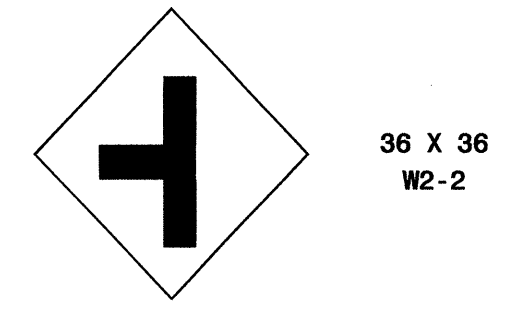
MOUNT BELOW SIGN 403
IN 1 INSTALLATIONS

409 QUANTITY REQ'D 1



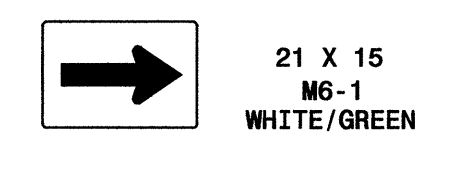
MOUNT BELOW SIGN 302
IN 1 INSTALLATIONS

405 QUANTITY REQ'D 1



ONE "U" POST PER SIGN

410 QUANTITY REQ'D 1



MOUNT BELOW SIGN 302
IN 1 INSTALLATIONS

TYPE "E" SIGNS

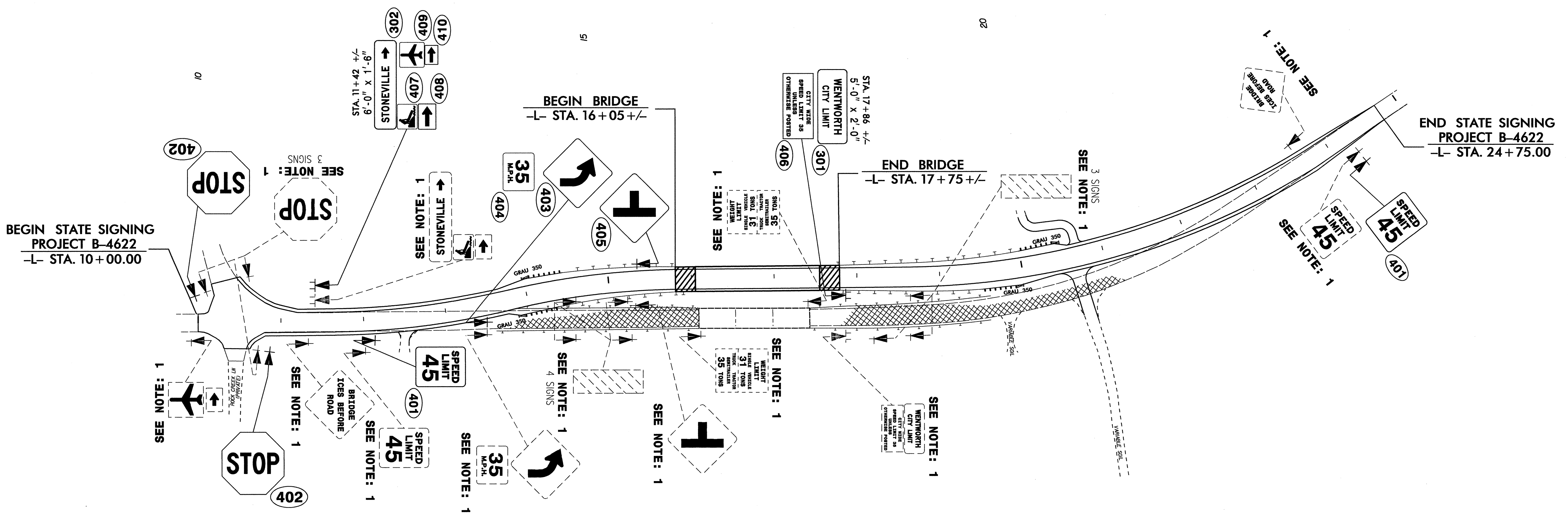
21-AUG-2009 10:47
 p:\projects\B4622\Traffic\Signing\CADD\Signing Layout\Plans\Bridges\eed.dgn
 windbrfe AT TCC221639

TIP NO. B-4622	SHEET NO. SIGN-4
APPROVED: _____	
DATE: _____	
SEAL	



PROJECT NOTES

1 DISPOSAL OF SIGN SYSTEM, U-CHANNEL



EXISTING AND PROPOSED SIGNS

21-AUG-2009 10:59
 C:\Users\jacob\Documents\Projects\B4622\Traffic\Signing\CADD\Signing_Layout_Plans\B-4622_Sgn_SHT3.dgn
 WndBFFew AT EC221639