


T.I.P.: U-3826

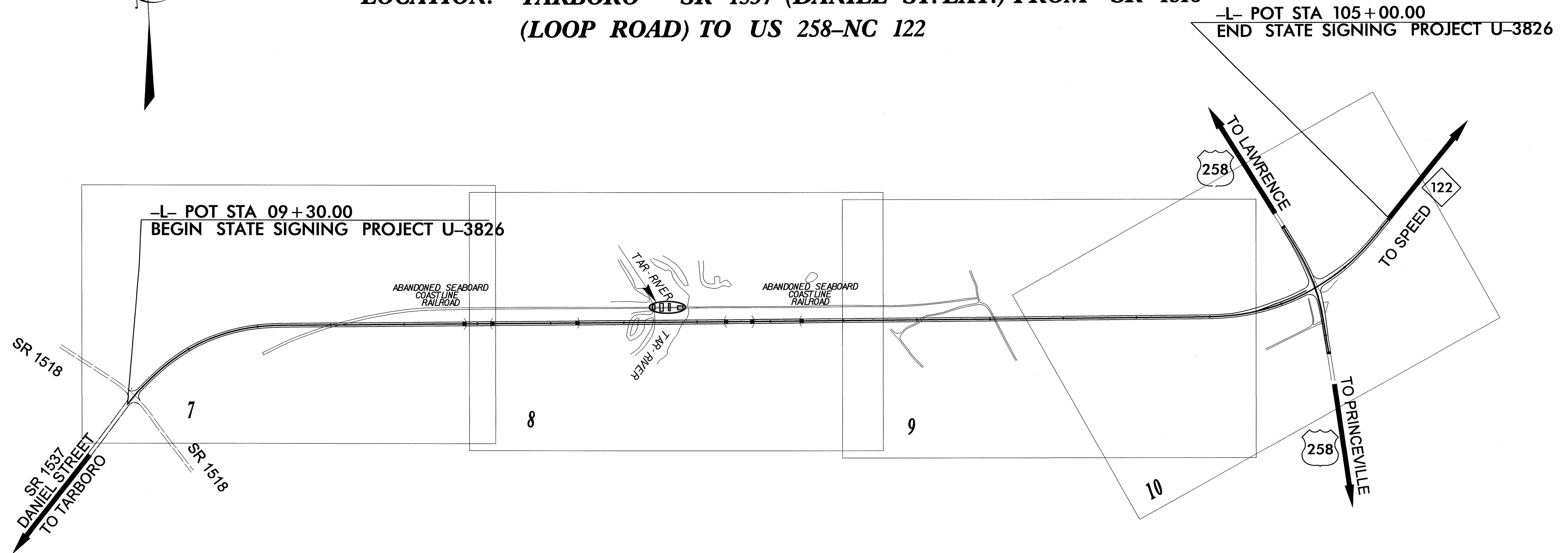
**STATE OF NORTH CAROLINA
DEPARTMENT OF TRANSPORTATION**

TIP NO. U-3826	SHEET NO. SIGN-1
APPROVED: <i>[Signature]</i>	
DATE: 3/24/09	
SEAL	
	

SIGNING AND PAVEMENT MARKING PLANS

EDGECOMBE COUNTY

**LOCATION: TARBORO - SR 1537 (DANIEL ST. EXT.) FROM SR 1518
(LOOP ROAD) TO US 258-NC 122**



-L- POT STA 105+00.00
END STATE SIGNING PROJECT U-3826


INDEX

SHEET NO.	DESCRIPTION
SIGN-1	TITLE SHEET
SIGN-2	SIGNING PLAN COVER SHEET QUANTITIES & NOTES
SIGN-3-4	GROUND MOUNTED SIGN DESIGNS
SIGN-5	E SHEET
SIGN-6	F SHEET
SIGN-7-10	SIGN ROADWAY SHEETS
PMP-1	FINAL PAVEMENT MARKING PLAN COVER SHEET
PMP-2	FINAL PAVEMENT MARKING SCHEDULE & DETAIL
PMP-3	FINAL PAVEMENT MARKING DETAILS

PLAN PREPARED BY: N.C.D.O.T. SIGNING AND DELINEATION SECTION

AYMAN ALQUDWAH, P.E.	SIGNING & DELINEATION PROJECT ENGINEER
D. PILLAR	SIGNING & DELINEATION PROJECT DESIGN ENGINEER

APPROVED: *[Signature]*
DATE: 4/14/09



General Notes:

- . SIGNS FURNISHED BY STATE
- . ALL TYPE 'D' SIGNS SHALL BE MOUNTED ON TWO U-CHANNEL POSTS UNLESS OTHERWISE INDICATED ON THE PLANS.
- . IF REMOVAL OR RELOCATION OF SIGNS ON PRIVATE STREET (NON-STATE MAINTAINED) IS REQUIRED DUE TO CONSTRUCTION, THE CONTRACTOR SHALL INFORM THE ENGINEER. THE WORK WILL BE COMPLETED BY OTHERS.
- . SIGNING PLANS DO NOT INCLUDE TEMPORARY CONSTRUCTION SIGNING OR PAVEMENT MARKINGS. SEE TRAFFIC CONTROL PLANS.
- . WHEN NOT STATIONED OR DIMENSIONED ON PLANS, ALL 'E' AND 'F' SIGNS SHALL BE FIELD LOCATED BY THE ENGINEER
- . WHEN EXISTING SIGNS ARE REMOVED AND INSTALLED ON NEW SUPPORTS, THE RE-ERECTION SHALL IMMEDIATELY FOLLOW THE REMOVAL.
- . THE BACKGROUND FOR TYPE E & F SIGNS SHALL BE GRADE "C" REFLECTIVE SHEETING. SEE ROADWAY PLANS FOR GUARD/GUIDE RAIL DETAILS.

Pay Item Notes:

1	DISPOSAL OF SIGN SYSTEM, U-CHANNEL
---	------------------------------------

ITEM NO.		ITEM DESCRIPTION	QUANTITY	UNIT
DESC. NO.	SECT. NO.			
4072000000	903	SUPPORTS, 3 LB STEEL U-CHANNEL	851	L.F.
4096000000	904	SIGN ERECTION, TYPE D	6	EA.
4102000000	904	SIGN ERECTION, TYPE E	48	EA.
4108000000	904	SIGN ERECTION, TYPE F	11	EA.
4155000000	907	DISPOSAL OF SIGN SYSTEM, U-CHANNEL	2	EA.

ROADWAY STANDARD DRAWING

THE FOLLOWING ROADWAY STANDARDS AS APPEAR IN "ROADWAY STANDARD DRAWINGS" - PROJECT SERVICES UNIT - N.C. DEPARTMENT OF TRANSPORTATION - RALEIGH, N.C., DATED JULY 2006 ARE APPLICABLE TO THIS PROJECT AND BY REFERENCE HEREBY ARE CONSIDERED A PART OF THESE PLANS:

STD. NO.	TITLE
901.50	ARROWS AND SHIELDS
904.10	ORIENTATION OF GROUND MOUNTED SIGNS
904.50	MOUNTING OF TYPE 'D', 'E' AND 'F' SIGNS ON 'U' CHANNEL POSTS



SIGN NUMBER: 301 TYPE: D QUANTITY: 1 SIGN WIDTH: 4'-6" HEIGHT: 1'-0" TOTAL AREA: 4.5 Sq.Ft. BORDER TYPE: FLUSH RECESS: 0" WIDTH: 0.75" RADII: 3" NO. Z BARS: LENGTH:	BACKG COLOR: Green COPY COLOR: White SYMBOL	DESIGN BY: D. PILLAR PROJECT ID: U-3826	CHECKED BY: D. M. EATON DIV: 4	DATE: Jun 19, 2008
--	---	--	-----------------------------------	--------------------

USE NOTES: 1,2

- Legend and border shall be direct applied Grade C sheeting.
- Background shall be Grade C reflective sheeting.
- Shields shall be on 0.032" (0.8mm) aluminum and demountable.
- Shields shall be Grade A, B, or C sheeting.
- Bottom panel shall be yellow Grade C sheeting. Legend shall be direct applied black non-reflective sheeting. Yellow panel is:

Letter spacings are to start of next letter											Series/Size Text Length
T	a	r	R	i	v	e	r				D 2000 35.1
9.5	4.2	4.6	2.3	6	5	1.7	4.7	4.4	2.3	9.5	

FILENAME: SignDesigns NORTH CAROLINA D.O.T. SIGN DETAIL

SIGN NUMBER: 303 TYPE: D QUANTITY: 1 SIGN WIDTH: 5'-6" HEIGHT: 2'-6" TOTAL AREA: 13.8 Sq.Ft. BORDER TYPE: FLUSH RECESS: 0" WIDTH: 0.75" RADII: 3" NO. Z BARS: LENGTH:	BACKG COLOR: Green/Green COPY COLOR: White/White SYMBOL	DESIGN BY: D. PILLAR PROJECT ID: U-3826	CHECKED BY: D. M. EATON DIV: 4	DATE: Jun 19, 2008
---	---	--	-----------------------------------	--------------------

USE NOTES: 1,2

- Legend and border shall be direct applied Grade C sheeting.
- Background shall be Grade C reflective sheeting.
- Shields shall be on 0.032" (0.8mm) aluminum and demountable.
- Shields shall be Grade A, B, or C sheeting.
- Bottom panel shall be yellow Grade C sheeting. Legend shall be direct applied black non-reflective sheeting. Yellow panel is:

Letter spacings are to start of next letter											Series/Size Text Length
T	A	R	B	O	R	O					D 2000 35
8	4.1	6	5.1	5	5.6	5	4.3	23.1			
S	P	E	E	D							D 2000 23.6
28.8	5.1	5	4.7	4.7	4.1	13.6					

FILENAME: SignDesigns NORTH CAROLINA D.O.T. SIGN DETAIL

SIGN NUMBER: 302 TYPE: D QUANTITY: 1 SIGN WIDTH: 4'-6" HEIGHT: 1'-0" TOTAL AREA: 4.5 Sq.Ft. BORDER TYPE: FLUSH RECESS: 0" WIDTH: 0.75" RADII: 3" NO. Z BARS: LENGTH:	BACKG COLOR: Green COPY COLOR: White SYMBOL	DESIGN BY: D. PILLAR PROJECT ID: U-3826	CHECKED BY: D. M. EATON DIV: 4	DATE: Jun 19, 2008
--	---	--	-----------------------------------	--------------------

USE NOTES: 1,2

- Legend and border shall be direct applied Grade C sheeting.
- Background shall be Grade C reflective sheeting.
- Shields shall be on 0.032" (0.8mm) aluminum and demountable.
- Shields shall be Grade A, B, or C sheeting.
- Bottom panel shall be yellow Grade C sheeting. Legend shall be direct applied black non-reflective sheeting. Yellow panel is:

Letter spacings are to start of next letter											Series/Size Text Length
T	a	r	R	i	v	e	r				D 2000 35.1
9.5	4.2	4.6	2.3	6	5	1.7	4.7	4.4	2.3	9.5	

FILENAME: SignDesigns NORTH CAROLINA D.O.T. SIGN DETAIL

SIGN NUMBER: 304 TYPE: D QUANTITY: 1 SIGN WIDTH: 5'-6" HEIGHT: 2'-6" TOTAL AREA: 13.8 Sq.Ft. BORDER TYPE: FLUSH RECESS: 0" WIDTH: 0.75" RADII: 3" NO. Z BARS: LENGTH:	BACKG COLOR: Green/Green COPY COLOR: White/White SYMBOL	DESIGN BY: D. PILLAR PROJECT ID: U-3826	CHECKED BY: D. M. EATON DIV: 4	DATE: Jun 19, 2008
---	---	--	-----------------------------------	--------------------

USE NOTES: 1,2


- Legend and border shall be direct applied Grade C sheeting.
- Background shall be Grade C reflective sheeting.
- Shields shall be on 0.032" (0.8mm) aluminum and demountable.
- Shields shall be Grade A, B, or C sheeting.
- Bottom panel shall be yellow Grade C sheeting. Legend shall be direct applied black non-reflective sheeting. Yellow panel is:

Letter spacings are to start of next letter											Series/Size Text Length
T	A	R	B	O	R	O					D 2000 35
23	4.1	6	5.1	5	5.6	5	4.3	8			
S	P	E	E	D							D 2000 23.6
13.6	5.1	5	4.7	4.7	4.1	28.7					

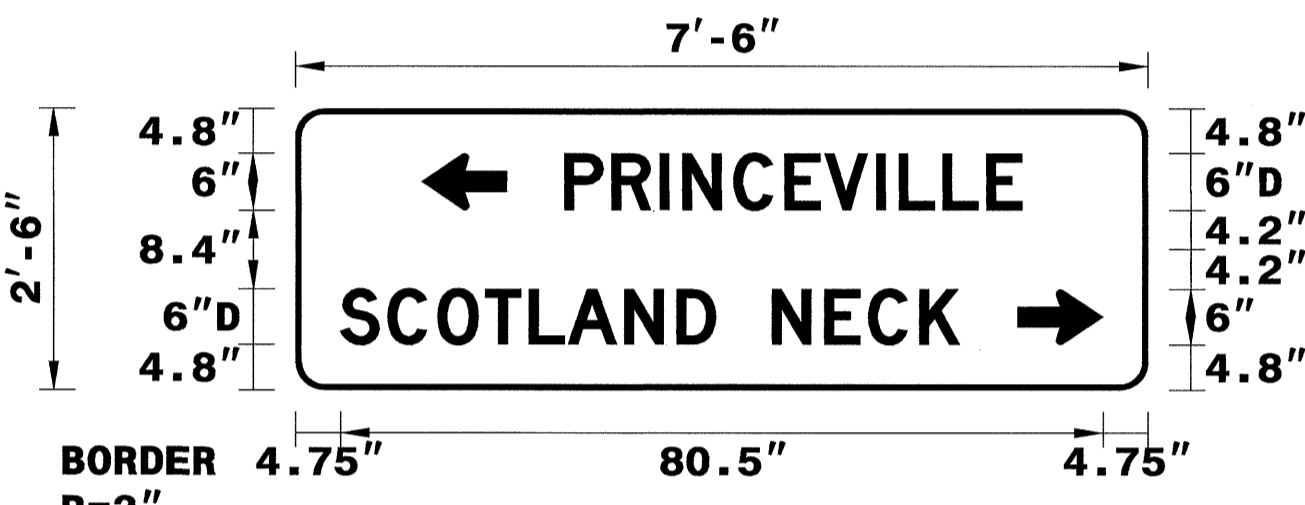
FILENAME: SignDesigns NORTH CAROLINA D.O.T. SIGN DETAIL

GROUND MOUNTED SIGN DESIGNS

TIP NO. U-3826	SHEET NO. SIGN-4
APPROVED: <i>[Signature]</i>	
DATE: 4/14/09	
SEAL	



SIGN NUMBER: 305 TYPE: D QUANTITY: 1 SIGN WIDTH: 7'-6" HEIGHT: 2'-6" TOTAL AREA: 18.8 Sq.Ft. BORDER TYPE: FLUSH RECESS: 0" WIDTH: 0.6" RADII: 3" NO. Z BARS: LENGTH:	BACKG COLOR: Green/Green COPY COLOR: White/White <table border="1"> <tr> <th>SYMBOL</th> <th>X</th> <th>Y</th> <th>WID</th> <th>HT</th> </tr> <tr> <td>ARUP</td> <td>13.3</td> <td>19.2</td> <td>6</td> <td>9</td> </tr> <tr> <td>ARUP</td> <td>76.3</td> <td>4.8</td> <td>6</td> <td>9</td> </tr> </table> MAT'L: 0.125" (3.2 mm) ALUMINUM	SYMBOL	X	Y	WID	HT	ARUP	13.3	19.2	6	9	ARUP	76.3	4.8	6	9	DESIGN BY: D. PILLAR CHECKED BY: D. M. EATON DATE: Jun 19, 2008 PROJECT ID: U-3826 DIV: 4
SYMBOL	X	Y	WID	HT													
ARUP	13.3	19.2	6	9													
ARUP	76.3	4.8	6	9													



BORDER 4.75" 80.5" 4.75"
R=3"
TH=0.6"

USE NOTES: 1,2

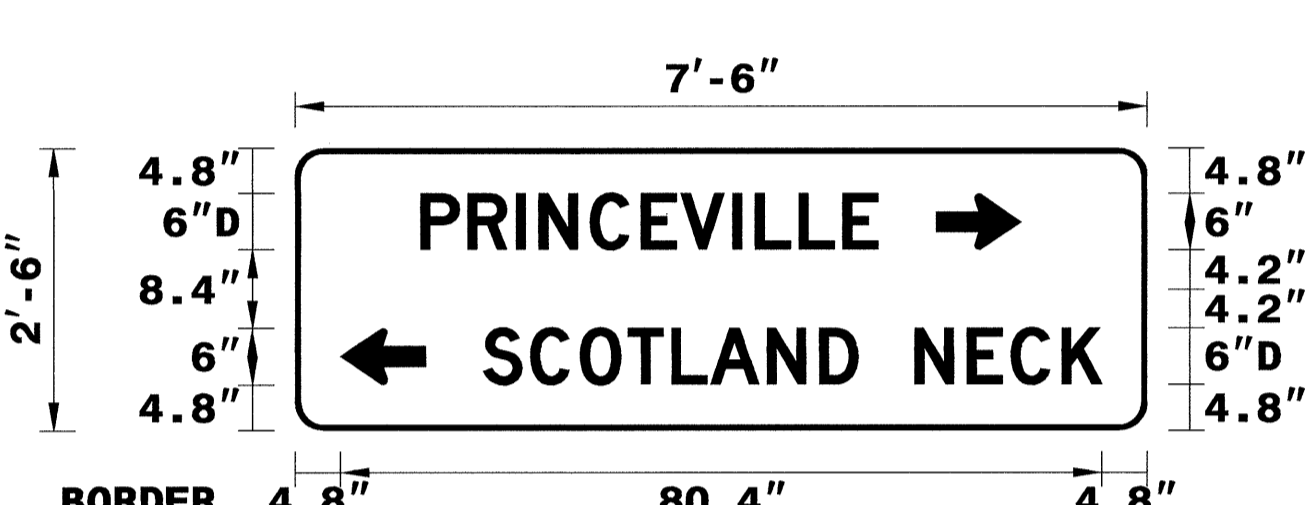
- Legend and border shall be direct applied Grade C sheeting.
- Background shall be Grade C reflective sheeting.
- Shields shall be on 0.032" (0.8mm) aluminum and demountable.
- Shields shall be Grade A, B, or C sheeting.
- Bottom panel shall be yellow Grade C sheeting. Legend shall be direct applied black non-reflective sheeting. Yellow panel is:

Spacing Factor is 1 unless specified otherwise

Letter spacings are to start of next letter													Series/Size			
	P	R	I	N	C	E	V	I	L	L	E		Text Length			
	28.4	5	5.1	2.4	5.4	5.4	4.2	5.5	2.4	4.6	4.6	3.7	13.3	D 2000		
														48.3		
														D 2000		
	4.7	5	5.3	5	4.6	4.1	6	5.5	4.1	6	5.5	4.6	5.4	4.2	19.9	65.3

FILENAME: signdesigns NORTH CAROLINA D.O.T. SIGN DETAIL

SIGN NUMBER: 306 TYPE: D QUANTITY: 1 SIGN WIDTH: 7'-6" HEIGHT: 2'-6" TOTAL AREA: 18.8 Sq.Ft. BORDER TYPE: FLUSH RECESS: 0" WIDTH: 0.6" RADII: 3" NO. Z BARS: LENGTH:	BACKG COLOR: Green/Green COPY COLOR: White/White <table border="1"> <tr> <th>SYMBOL</th> <th>X</th> <th>Y</th> <th>WID</th> <th>HT</th> </tr> <tr> <td>ARUP</td> <td>67.7</td> <td>19.2</td> <td>6</td> <td>9</td> </tr> <tr> <td>ARUP</td> <td>4.8</td> <td>4.8</td> <td>6</td> <td>9</td> </tr> </table> MAT'L: 0.125" (3.2 mm) ALUMINUM	SYMBOL	X	Y	WID	HT	ARUP	67.7	19.2	6	9	ARUP	4.8	4.8	6	9	DESIGN BY: D. PILLAR CHECKED BY: D. M. EATON DATE: Jun 19, 2008 PROJECT ID: U-3826 DIV: 4
SYMBOL	X	Y	WID	HT													
ARUP	67.7	19.2	6	9													
ARUP	4.8	4.8	6	9													



BORDER 4.8" 80.4" 4.8"
R=3"
TH=0.6"

USE NOTES: 1,2

- Legend and border shall be direct applied Grade C sheeting.
- Background shall be Grade C reflective sheeting.
- Shields shall be on 0.032" (0.8mm) aluminum and demountable.
- Shields shall be Grade A, B, or C sheeting.
- Bottom panel shall be yellow Grade C sheeting. Legend shall be direct applied black non-reflective sheeting. Yellow panel is:


Spacing Factor is 1 unless specified otherwise









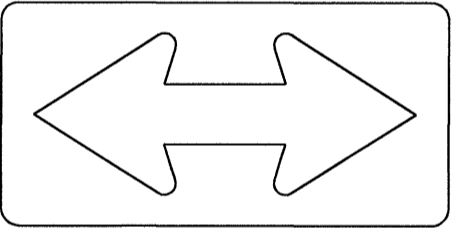






Letter spacings are to start of next letter													Series/Size			
	P	R	I	N	C	E	V	I	L	L	E		Text Length			
	13.3	5	5.1	2.4	5.4	5.4	4.2	5.5	2.4	4.6	4.6	3.7	28.4	D 2000		
														48.3		
														D 2000		
	19.9	5	5.3	5	4.6	4.1	6	5.5	4.1	6	5.5	4.6	5.4	4.2	4.8	65.3

FILENAME: signdesigns NORTH CAROLINA D.O.T. SIGN DETAIL

GROUND MOUNTED SIGN DESIGNS

APPROVED: *[Signature]*
DATE: 4/14/09



<p>402 QUANTITY REQ'D <u>10</u></p>  <p>36 X 36 R1-1</p> <p>MOUNT BACK TO BACK WITH SIGN #407 IN 2 INSTALLATIONS</p> <p>ONE "U" POST PER SIGN</p>	<p>407 QUANTITY REQ'D <u>4</u></p>  <p>24 X 30 R4-7</p> <p>ONE "U" POST PER SIGN</p>	<p>412 QUANTITY REQ'D <u>2</u></p>  <p>36 X 36 W2-2(L)</p> <p>ONE "U" POST PER SIGN</p>			
<p>403 QUANTITY REQ'D <u>4</u></p>  <p>36 X 24 R5-1a</p> <p>ONE "U" POST PER SIGN</p>	<p>408 QUANTITY REQ'D <u>4</u></p>  <p>18 X 18 OM1-3</p> <p>MOUNT BELOW SIGN #407 IN 4 INSTALLATIONS</p> <p>(YELLOW COLOR)</p>	<p>413 QUANTITY REQ'D <u>2</u></p>  <p>36 X 36 W2-2(R)</p> <p>ONE "U" POST PER SIGN</p>			
<p>404 QUANTITY REQ'D <u>2</u></p>  <p>30 X 30 R5-1</p> <p>ONE "U" POST PER SIGN</p>	<p>409 QUANTITY REQ'D <u>4</u></p>  <p>36 X 36 W3-1a</p> <p>ONE "U" POST PER SIGN</p>	<p>414 QUANTITY REQ'D <u>2</u></p>  <p>60 X 30 W1-7</p> <p>TWO "U" POSTS PER SIGN</p>			
<p>405 QUANTITY REQ'D <u>2</u></p>  <p>54 X 18 R6-1 (R)</p> <p>TWO "U" POSTS PER SIGN</p>	<p>410 QUANTITY REQ'D <u>1</u></p>  <p>36 X 36 W1-2 (L)</p> <p>ONE "U" POST PER SIGN</p>	<p>416 QUANTITY REQ'D <u>1</u></p>  <p>36 X 36 W1-2 (R)</p> <p>ONE "U" POSTS PER SIGN</p>			
<p>406 QUANTITY REQ'D <u>2</u></p>  <p>54 X 18 R6-1 (L)</p> <p>TWO "U" POSTS PER SIGN</p>	<p>411 QUANTITY REQ'D <u>4</u></p>  <p>36 X 36 W2-1</p> <p>ONE "U" POSTS PER SIGN</p>	<p>418 QUANTITY REQ'D <u>4</u></p>  <p>18 X 18 OM</p> <p>MOUNT ABOVE SIGN #409 IN 4 INSTALLATIONS</p> <p>(FLOURESCENT ORANGE COLOR)</p>			

TYPE "E" SIGNS

501
507

JCT JCT 2-24 X 12
258 122 2-24 X 24

TWO "U" POSTS

508

SOUTH 1-24 X 12
122 1-24 X 24
← 1-21 X 15
SOUTH NORTH 2-24 X 12
258 258 2-24 X 24
← → 2-21 X 15

TWO "U" POSTS

502

NORTH SOUTH 2-24 X 12
122 122 2-24 X 24
↑ → 2-21 X 15
NORTH SOUTH 2-24 X 12
258 258 2-24 X 24
← → 2-21 X 15

TWO "U" POSTS

509

NORTH SOUTH 2-24 X 12
122 122 2-24 X 24
← ↑ 2-21 X 15

TWO "U" POSTS

503
504

JCT 1-24 X 12
122 1-24 X 24

ONE "U" POST

510

NORTH NORTH 2-24 X 12
258 122 2-24 X 24
↑ → 2-21 X 15

TWO "U" POSTS

505

NORTH 1-24 X 12
258 1-24 X 24

ONE "U" POST

511

NORTH 1-24 X 12
122 1-24 X 24

ONE "U" POST


506

SOUTH SOUTH 2-24 X 12
258 122 2-24 X 24

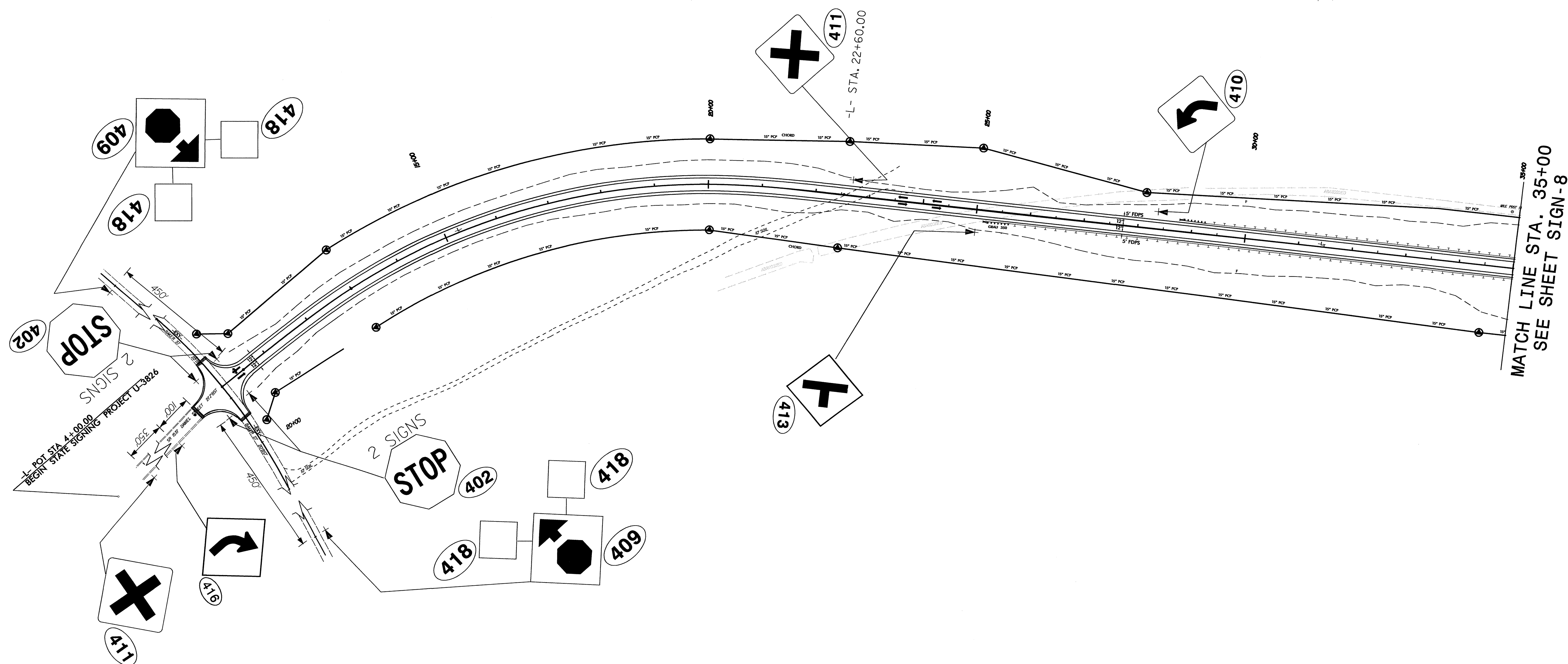
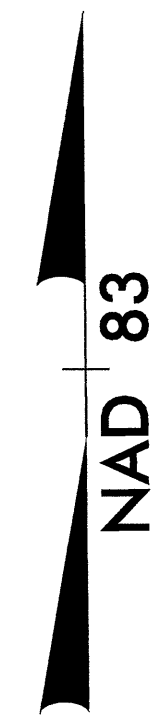
TWO "U" POSTS

TYPE "F" SIGNS

TIP NO. U-3826	SHEET NO. SIGN-7
APPROVED: <i>[Signature]</i>	
DATE: 4/14/09	
SEAL	



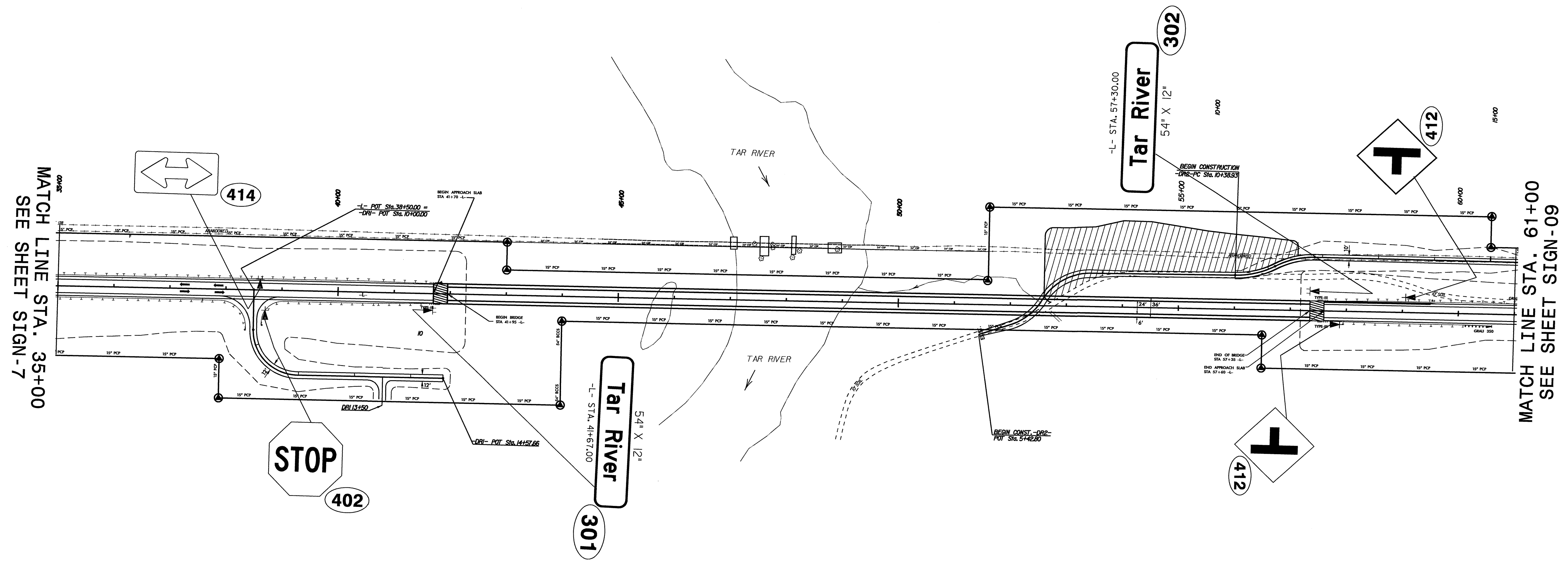
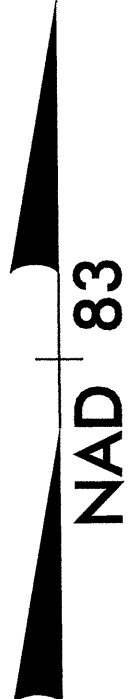
SEAL
028387
ENGINEER
AYAN I. ALQUODWAH



MATCH LINE STA. 35+00
SEE SHEET SIGN-8

PROPOSED SIGNS
-L- STA. 04+00.00 TO 35+00.00

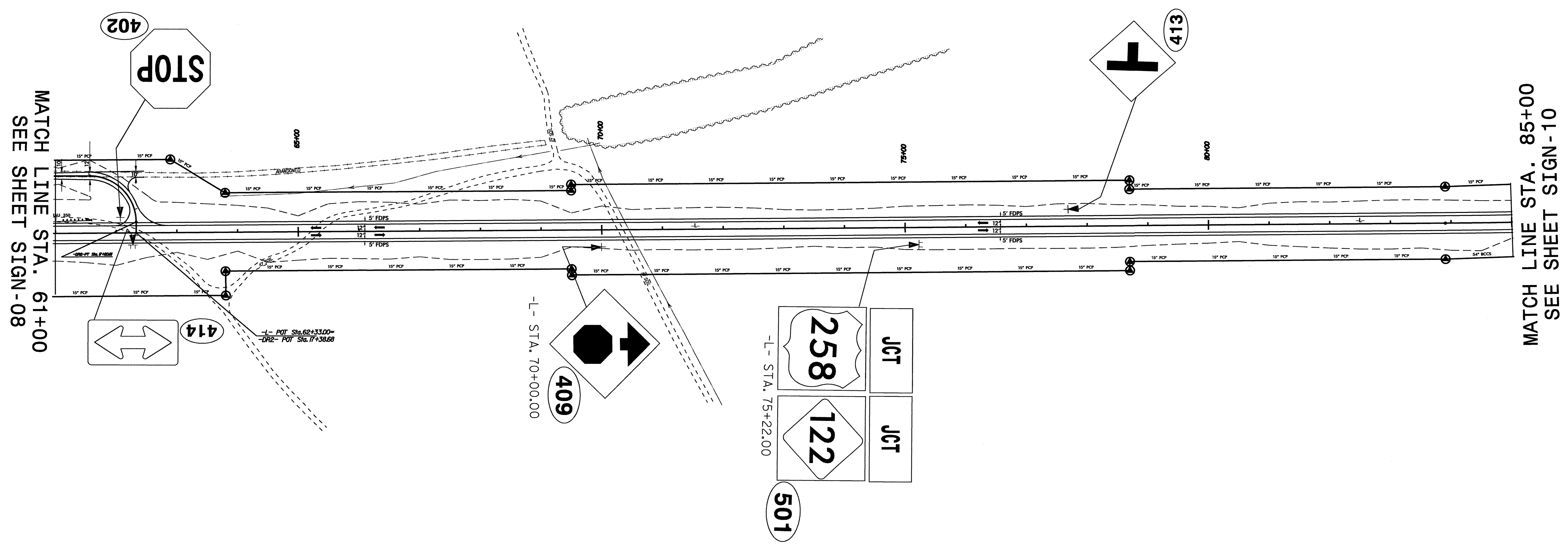
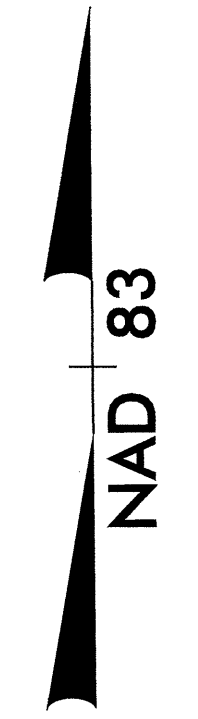
TIP NO. U-3826	SHEET NO. SIGN-8
APPROVED: <i>[Signature]</i>	
DATE: 3/24/09	
SEAL	



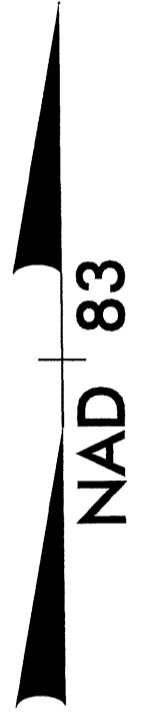
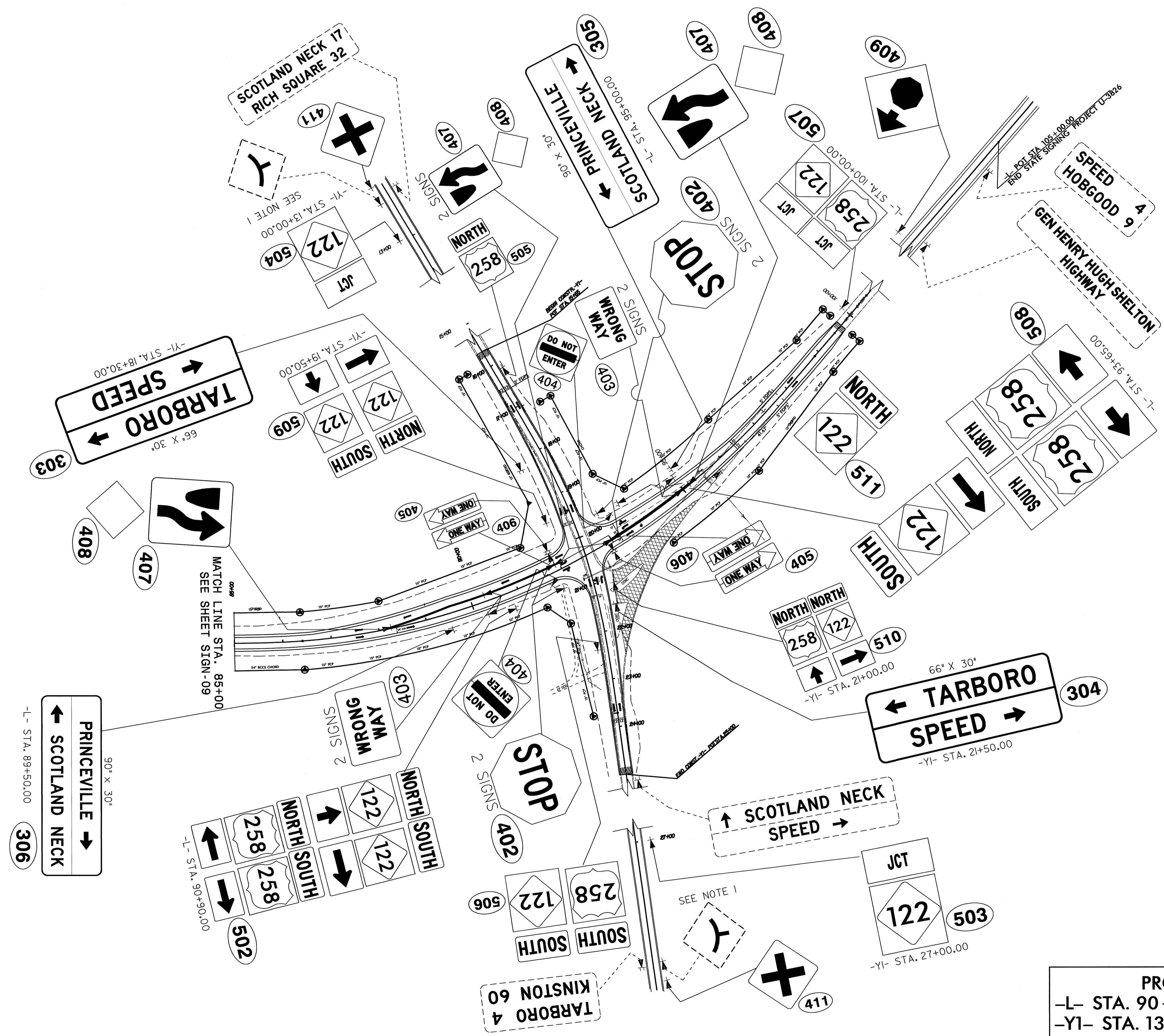
MATCH LINE STA. 35+00
SEE SHEET SIGN-7

MATCH LINE STA. 61+00
SEE SHEET SIGN-09

PROPOSED SIGNS
-L- STA. 35+00.00 TO 61+00.00



PROPOSED SIGNS
 -L- STA. 61+00.00 TO 85+00.00



PROPOSED SIGNS
 -L- STA. 90+00.00 TO 105+00.00
 -YI- STA. 13+00.00 TO 27+00.00