


TEMPORARY PAVEMENT MARKING SCHEDULE

SYMBOL	DESCRIPTION	QUANTITY BREAKDOWN	PAY ITEM	TOTAL QUANTITY
PAVEMENT MARKING LINES				
AA	WHITE SOLID EDGE LINE	29300 FT	PAINT (4")	30000 FT
AB	10' WHITE SKIP	120 FT	PAINT (4")	150 FT
AC	2' WHITE MINISKIP	68 FT	PAINT (4")	70 FT
AD	WHITE SOLID LANE LINE	200 FT	PAINT (4")	200 FT
AF	10' YELLOW SKIP	1000 FT	PAINT (4")	1000 FT
AP	YELLOW SOLID LANE LINE	3950 FT	PAINT (4")	4000 FT
AU	YELLOW DOUBLE CENTER LINE	24900 FT	PAINT (4")	25000 FT
AY	YELLOW DIAGONAL	1600 FT	PAINT (8")	1600 FT
AO	WHITE STOP BAR	260 FT	PAINT (24")	500 FT
PAVEMENT MARKING SYMBOLS				
BD	LEFT TURN ARROW	24 EA	PAINT	24 EA

FINAL PAVEMENT MARKING SCHEDULE

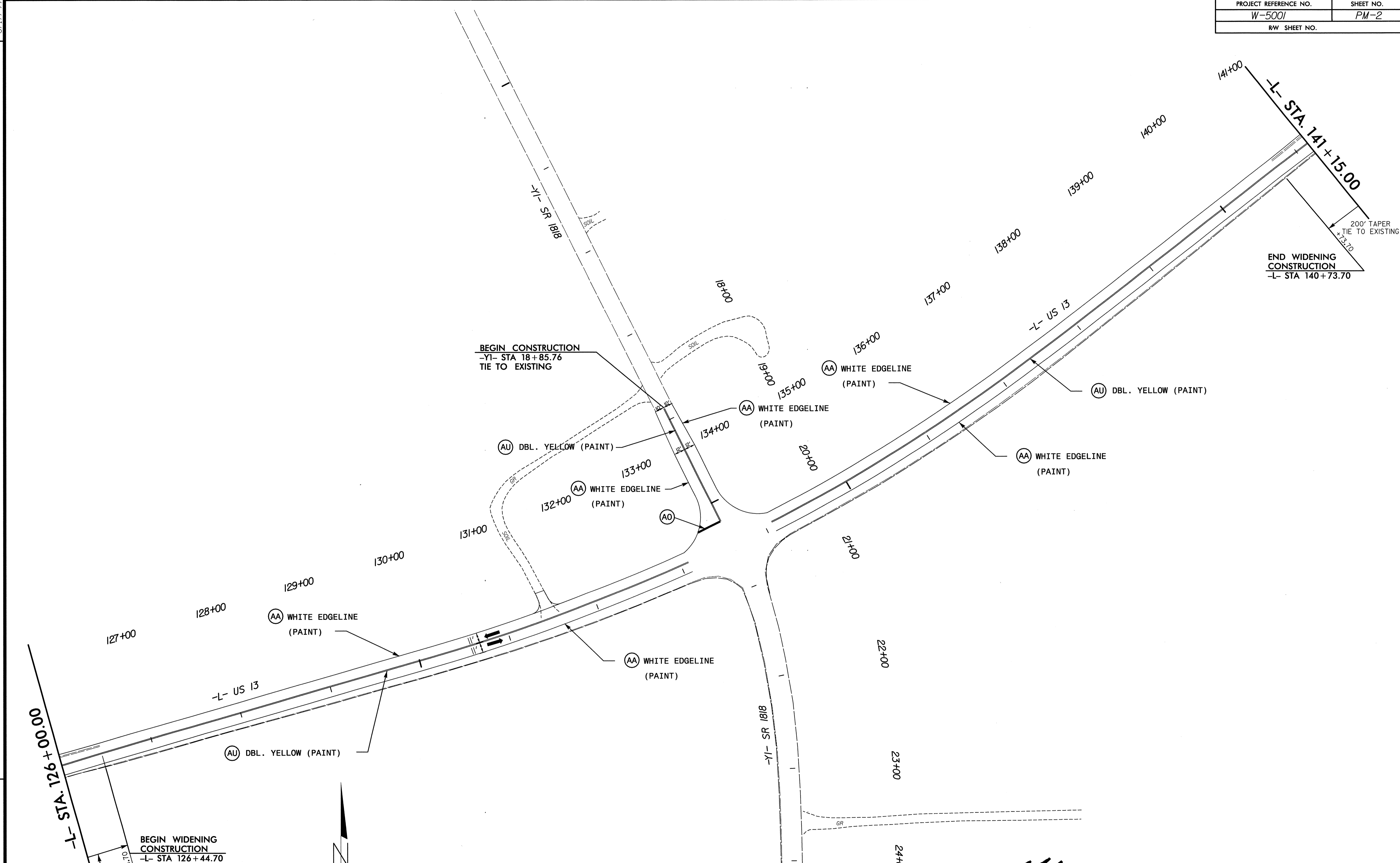
SYMBOL	DESCRIPTION	QUANTITY BREAKDOWN	PAY ITEM	TOTAL QUANTITY
PAVEMENT MARKING LINES				
AA	WHITE SOLID EDGE LINE	77954 FT	THERMOPLASTIC (4", 90 MILS)	78000 FT
AB	10' WHITE SKIP	120 FT	THERMOPLASTIC (4", 120 MILS)	150 FT
AC	2' WHITE MINISKIP	68 FT	THERMOPLASTIC (4", 120 MILS)	70 FT
AD	WHITE SOLID LANE LINE	200 FT	THERMOPLASTIC (4", 120 MILS)	200 FT
AF	10' YELLOW SKIP	1000 FT	THERMOPLASTIC (4", 120 MILS)	1000 FT
AP	YELLOW SOLID LANE LINE	3950 FT	THERMOPLASTIC (4", 120 MILS)	4000 FT
AU	YELLOW DOUBLE CENTER LINE	78020 FT	THERMOPLASTIC (4", 120 MILS)	78100 FT
AY	YELLOW DIAGONAL	1600 FT	THERMOPLASTIC (8", 120 MILS)	1600 FT
AO	WHITE STOP BAR	225 FT	THERMOPLASTIC (24", 120 MILS)	250 FT
PAVEMENT MARKING SYMBOLS				
BD	LEFT TURN ARROW	24 EA	THERMOPLASTIC (90 MILS)	24 EA
RAISED PAVEMENT MARKERS				
ME	YELLOW AND YELLOW	530 EA		
MF	RED AND WHITE	10 EA		



APPROVED: <i>[Signature]</i>	DATE: 3/24/08	TEMPORARY & FINAL PAVEMENT MARKING SCHEDULE	
	SCALE: NONE		REVISIONS
	DATE: MAR 08		
	DWG. BY: MAF		
	DESIGN BY: ACC		
REVIEWED BY: RMS			CADD FILE: MA1303BRPM01.DGN


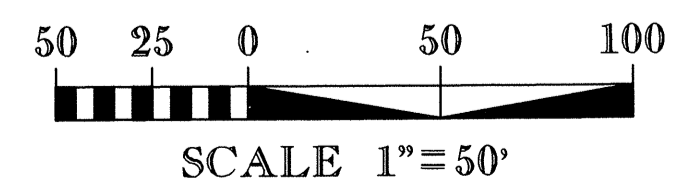
8/17/99

REVISIONS



END WIDENING CONSTRUCTION
-L- STA 140+73.70

L- STA. 126+00.00
L- STA. 126+44.70
200' TAPER TIE TO EXISTING
BEGIN WIDENING CONSTRUCTION
-L- STA 126+44.70




APPROVED: *[Signature]* DATE: 3/24/08

SEAL: *[Professional Engineer Seal]*

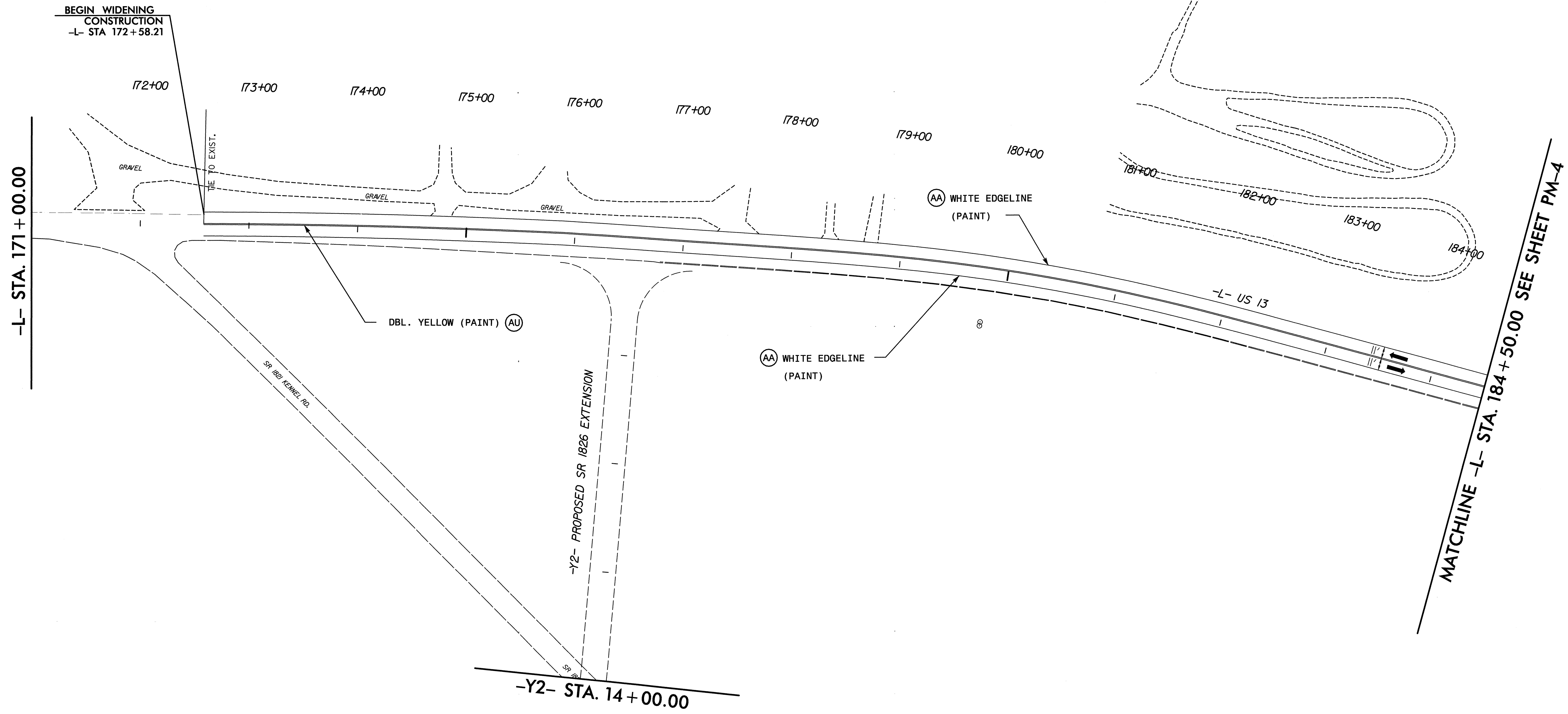
AREA 1, PHASE II, STEP 2

SCALE: AS NOTED
DATE: MAR. 08
DWG. BY: MAF
DESIGN BY: ACC
REVIEWED BY: RMS



NO.	DESCRIPTION	DATE


8/17/99




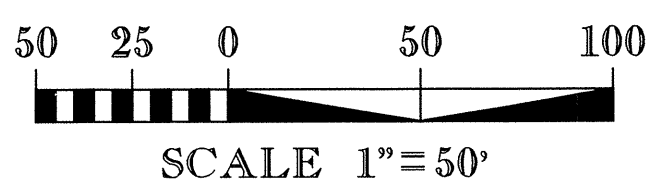
-L- STA. 171 + 00.00

BEGIN WIDENING CONSTRUCTION
-L- STA 172 + 58.21

MATCHLINE -L- STA. 184 + 50.00 SEE SHEET PM-4



-Y2- STA. 14 + 00.00




APPROVED: *[Signature]* DATE: 3/24/08

SEAL

AREA 2, PHASE II, STEP 2

SCALE: AS NOTED
DATE: MAR. 08
DWG. BY: MAF
DESIGN BY: ACC
REVIEWED BY: RMS

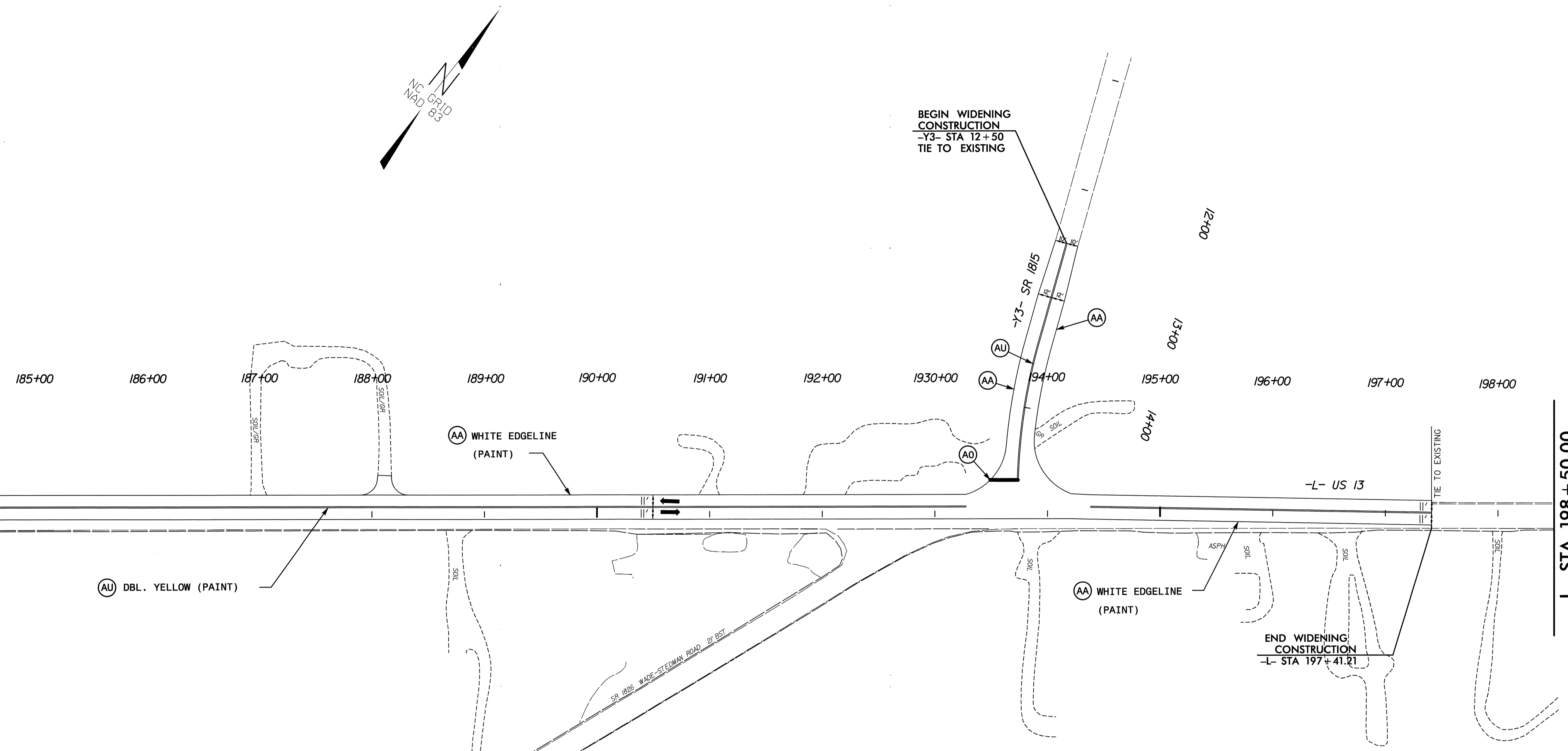


REVISIONS	


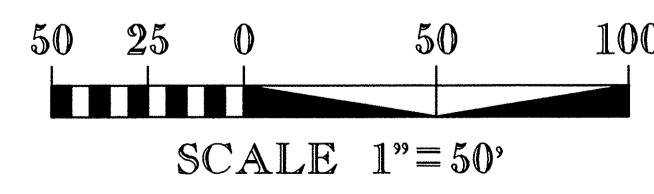
B.17/99

REVISIONS

MATCHLINE -L- STA. 184 + 50.00 SEE SHEET PM-3



CUTLINE
 11'-0"
 10'-0"
 9'-0"
 8'-0"
 7'-0"
 6'-0"
 5'-0"
 4'-0"
 3'-0"
 2'-0"
 1'-0"
 0'-0"
 1'-0"
 2'-0"
 3'-0"
 4'-0"
 5'-0"
 6'-0"
 7'-0"
 8'-0"
 9'-0"
 10'-0"
 11'-0"




APPROVED: *[Signature]* DATE: 3/21/99

SEAL: *[Professional Engineer Seal for Bruce M. Schuler]*

AREA 2, PHASE II, STEP 2

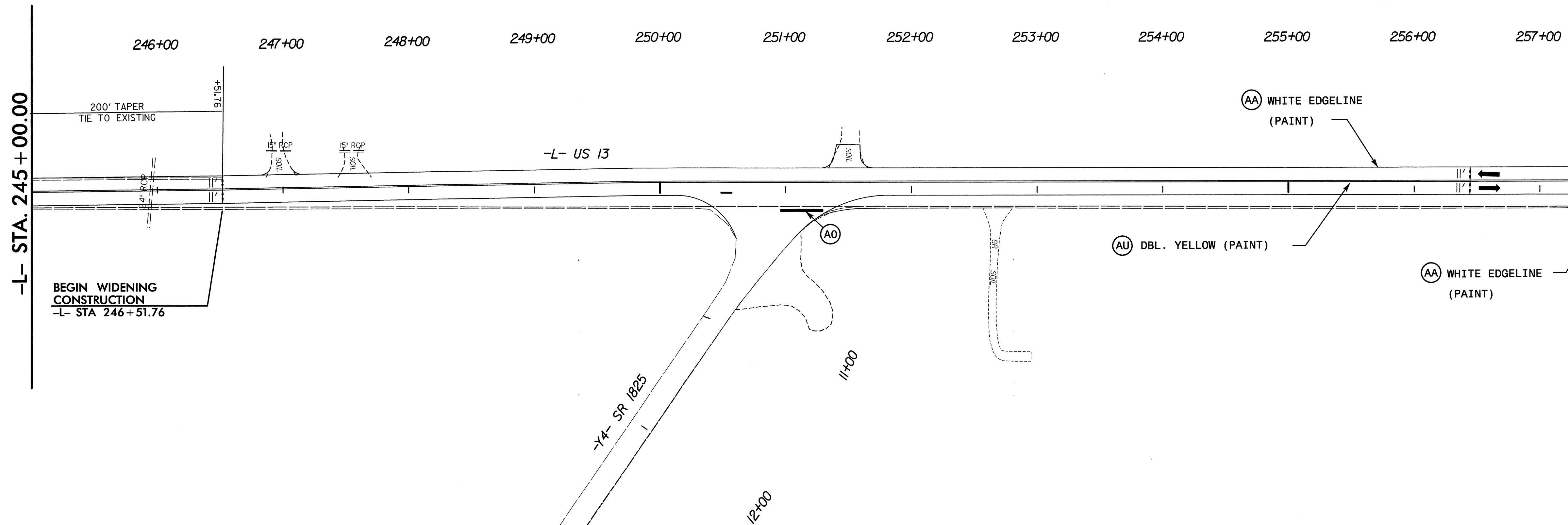
SCALE: AS NOTED
 DATE: MAR. 08
 DWG. BY: MAF
 DESIGN BY: ACC
 REVIEWED BY: RMS




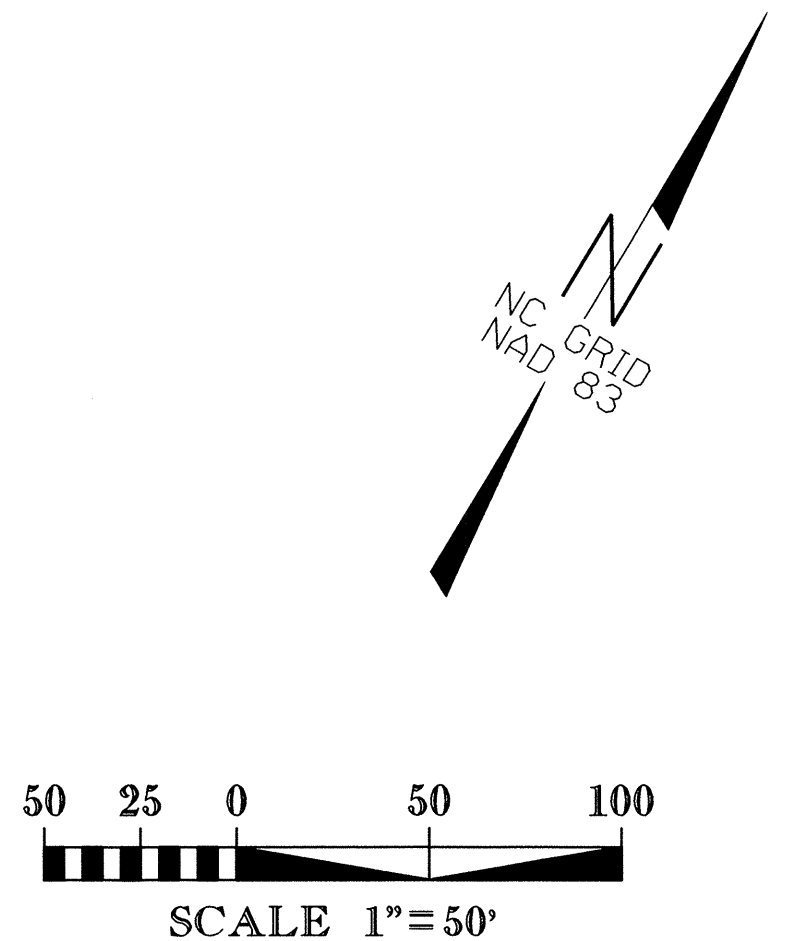
REVISIONS

8/17/99

REVISIONS



MATCHLINE -L- STA. 258 + 00.00 SEE SHEET PM-6



APPROVED: *[Signature]* DATE: 3/24/99

SEAL

**AREA 3, PHASE II,
STEP 2**

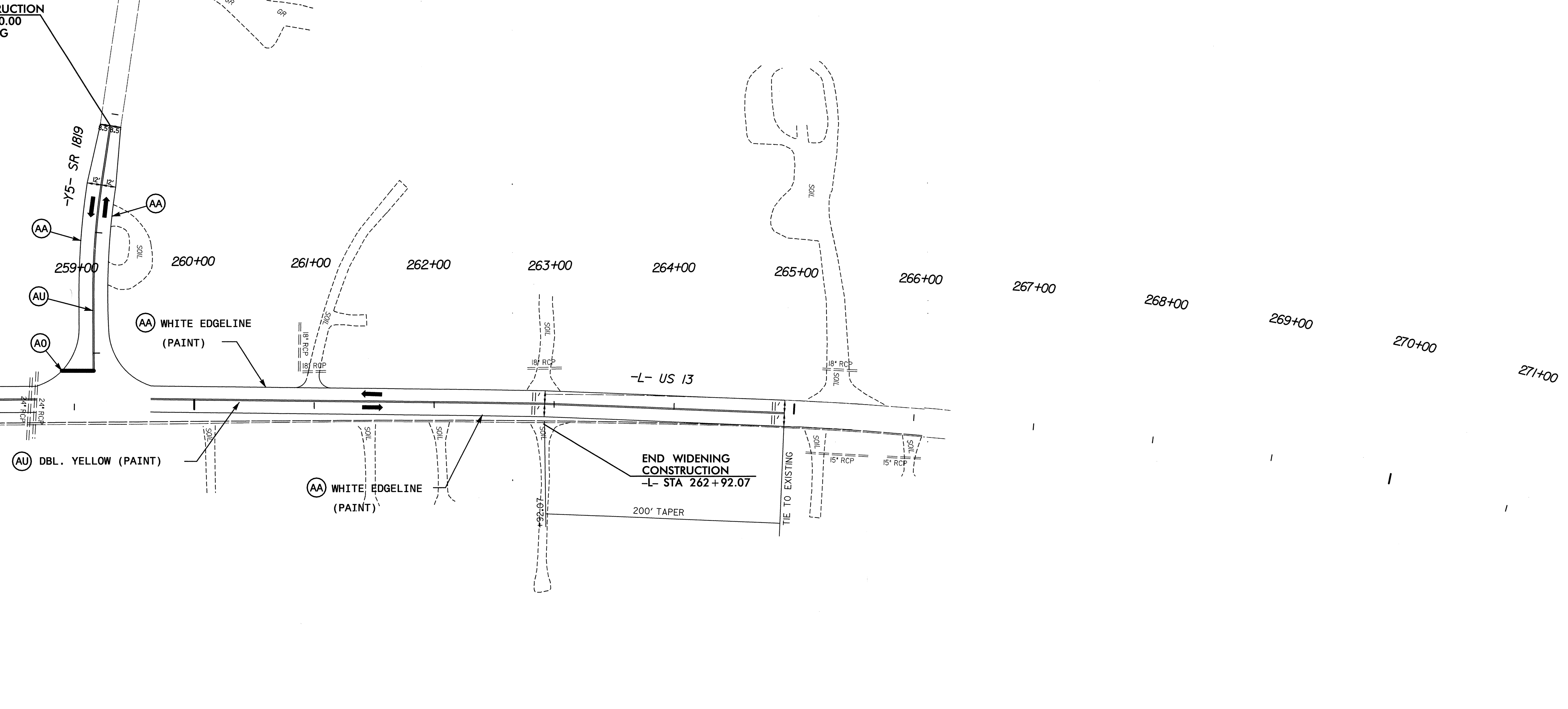
SCALE: AS NOTED		REVISIONS
DATE: MAR. 08		
DWG. BY: MAF		
DESIGN BY: ACC		
REVIEWED BY: RMS		

CADD FILE: w-5001_fc_tcp-14.dgn

8/17/99

BEGIN CONSTRUCTION
-Y5- STA 16+10.00
TIE TO EXISTING

MATCHLINE -L- STA. 258 + 00.00 SEE SHEET PM-5


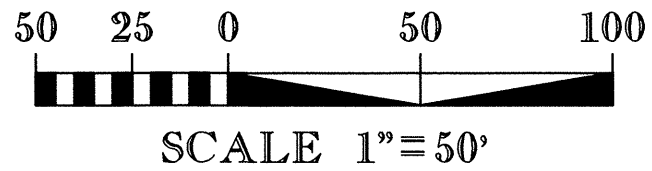


END WIDENING CONSTRUCTION
-L- STA 262 + 92.07

-L- STA. 272 + 00.00

REVISIONS

SECTION 100
SECTION 101
SECTION 102
SECTION 103
SECTION 104
SECTION 105
SECTION 106
SECTION 107
SECTION 108
SECTION 109
SECTION 110
SECTION 111
SECTION 112
SECTION 113
SECTION 114
SECTION 115
SECTION 116
SECTION 117
SECTION 118
SECTION 119
SECTION 120
SECTION 121
SECTION 122
SECTION 123
SECTION 124
SECTION 125
SECTION 126
SECTION 127
SECTION 128
SECTION 129
SECTION 130
SECTION 131
SECTION 132
SECTION 133
SECTION 134
SECTION 135
SECTION 136
SECTION 137
SECTION 138
SECTION 139
SECTION 140
SECTION 141
SECTION 142
SECTION 143
SECTION 144
SECTION 145
SECTION 146
SECTION 147
SECTION 148
SECTION 149
SECTION 150
SECTION 151
SECTION 152
SECTION 153
SECTION 154
SECTION 155
SECTION 156
SECTION 157
SECTION 158
SECTION 159
SECTION 160
SECTION 161
SECTION 162
SECTION 163
SECTION 164
SECTION 165
SECTION 166
SECTION 167
SECTION 168
SECTION 169
SECTION 170
SECTION 171
SECTION 172
SECTION 173
SECTION 174
SECTION 175
SECTION 176
SECTION 177
SECTION 178
SECTION 179
SECTION 180
SECTION 181
SECTION 182
SECTION 183
SECTION 184
SECTION 185
SECTION 186
SECTION 187
SECTION 188
SECTION 189
SECTION 190
SECTION 191
SECTION 192
SECTION 193
SECTION 194
SECTION 195
SECTION 196
SECTION 197
SECTION 198
SECTION 199
SECTION 200




APPROVED: *[Signature]* DATE: 3/27/08

SEAL: *[Professional Engineer Seal for Mercedes M. Schille, License No. 20550]*

**AREA 3, PHASE II,
STEP 2**

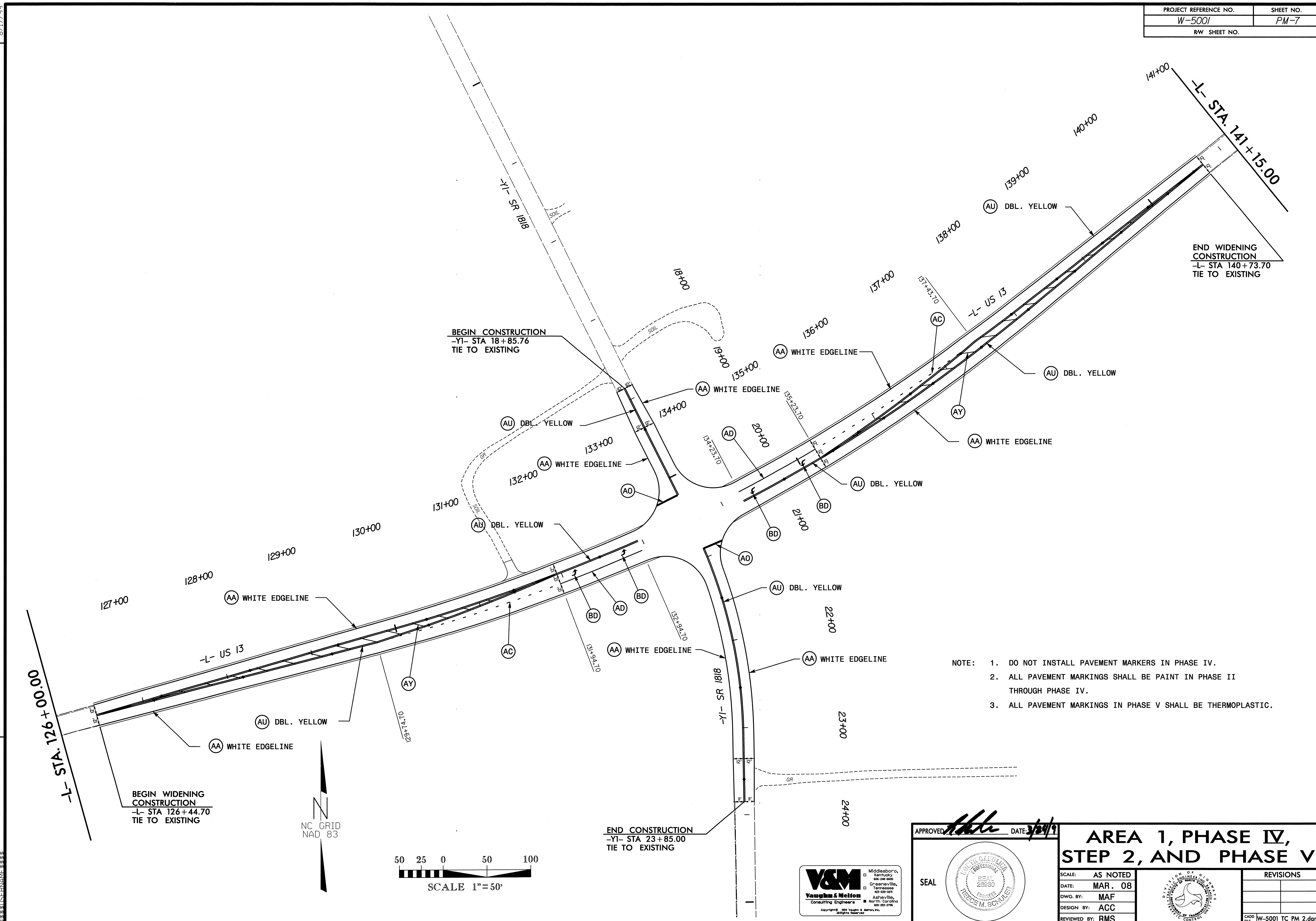
SCALE: AS NOTED
DATE: MAR. 08
DWG. BY: MAF
DESIGN BY: ACC
REVIEWED BY: RMS



NO.	DESCRIPTION	DATE

8/17/99

REVISIONS



END WIDENING CONSTRUCTION
-L- STA 140+73.70
TIE TO EXISTING

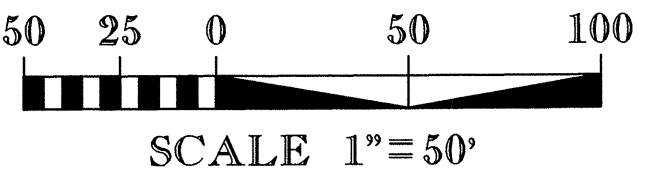
- NOTE:
1. DO NOT INSTALL PAVEMENT MARKERS IN PHASE IV.
 2. ALL PAVEMENT MARKINGS SHALL BE PAINT IN PHASE II THROUGH PHASE IV.
 3. ALL PAVEMENT MARKINGS IN PHASE V SHALL BE THERMOPLASTIC.

BEGIN WIDENING CONSTRUCTION
-L- STA 126+44.70
TIE TO EXISTING


BEGIN CONSTRUCTION
-YI- STA 18+85.76
TIE TO EXISTING

END CONSTRUCTION
-YI- STA 23+85.00
TIE TO EXISTING

NC GRID
NAD 83




APPROVED: *[Signature]* DATE: 3/29/11

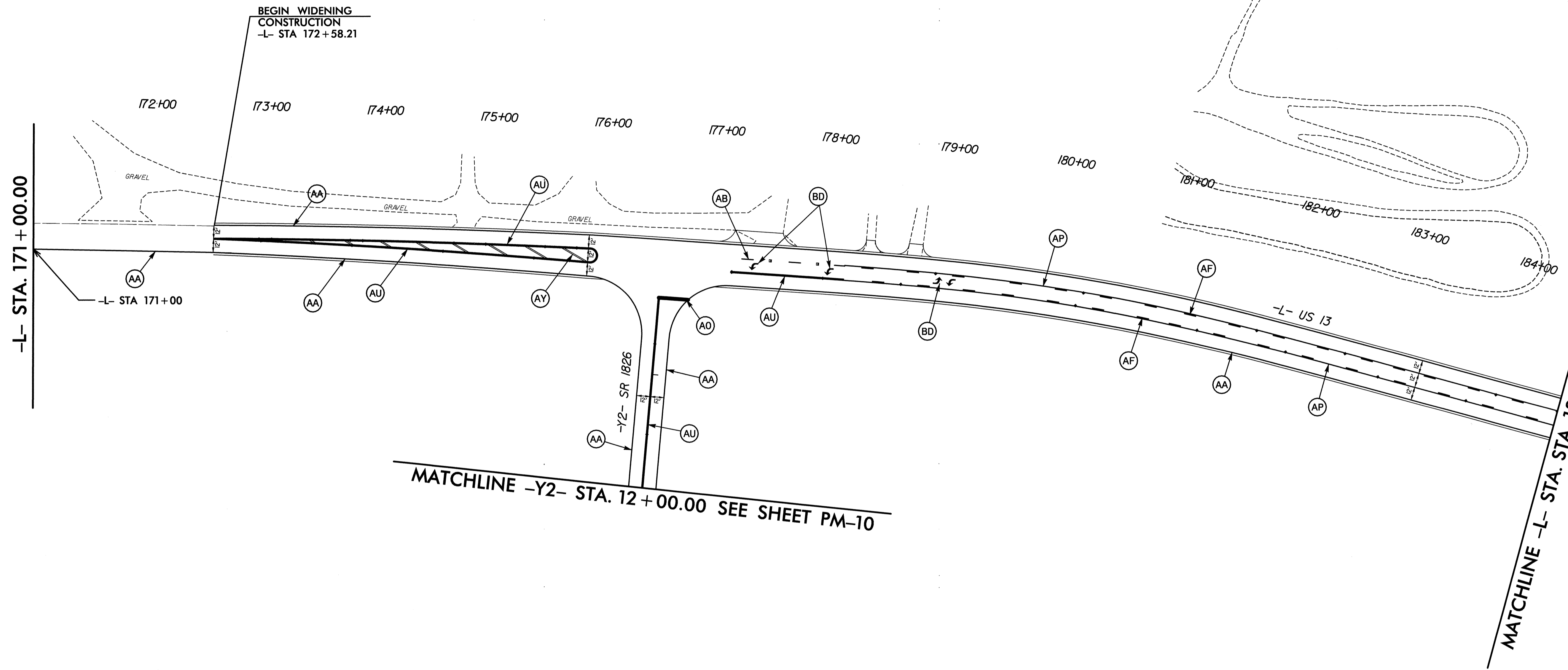


AREA 1, PHASE IV, STEP 2, AND PHASE V

SCALE: AS NOTED
DATE: MAR. 08
DWG. BY: MAF
DESIGN BY: ACC
REVIEWED BY: RMS




REVISIONS	




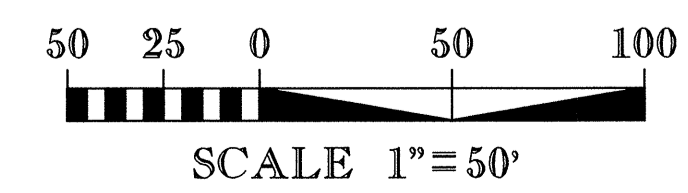
REVISIONS

8/17/99

SYSTEMS
DESIGN
DRAWING
DATE
SCALE
PROJECT
NO.
SHEET
NO.
DATE
SCALE
PROJECT
NO.
SHEET
NO.



- NOTE:
1. DO NOT INSTALL PAVEMENT MARKERS IN PHASE IV.
 2. ALL PAVEMENT MARKINGS SHALL BE PAINT IN PHASE II THROUGH PHASE IV.
 3. ALL PAVEMENT MARKINGS IN PHASE V SHALL BE THERMOPLASTIC.



APPROVED: *[Signature]* DATE: 3/24/08

SEAL

AREA 2, PHASE IV, STEP 2, AND PHASE V

SCALE: AS NOTED		REVISIONS
DATE: MAR. 08		
DWG. BY: MAF		
DESIGN BY: ACC		
REVIEWED BY: RMS		


CADD FILE: w-5001_fc_tcp-11.dgn

8/17/99

REVISIONS

MATCHLINE -L- STA. 184 + 50.00 SEE SHEET PM-8

185+00 186+00 187+00 188+00 189+00 190+00 191+00 192+00 193+00 194+00 195+00 196+00 197+00 198+00

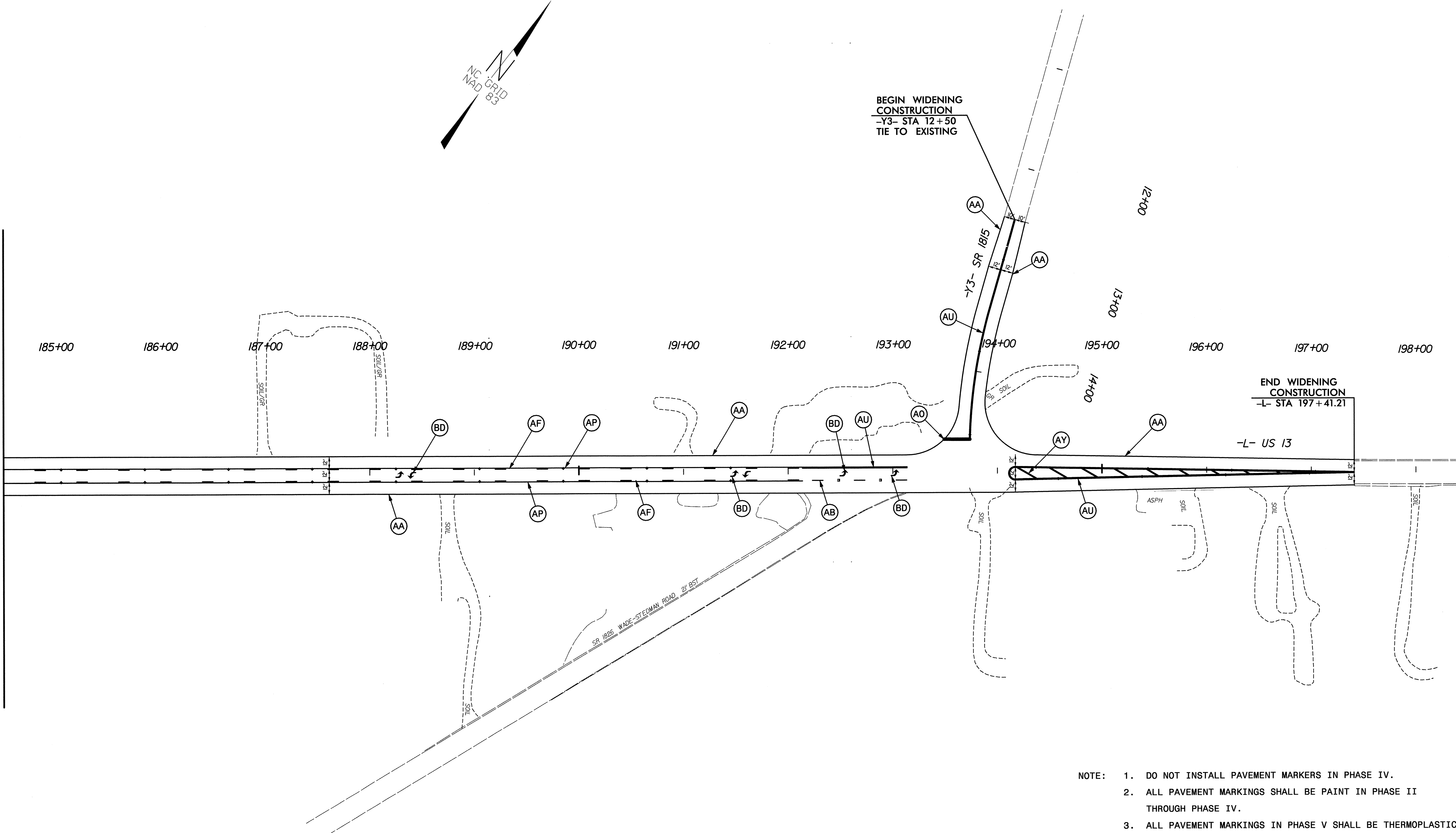


BEGIN WIDENING CONSTRUCTION
-Y3- STA 12+50
TIE TO EXISTING


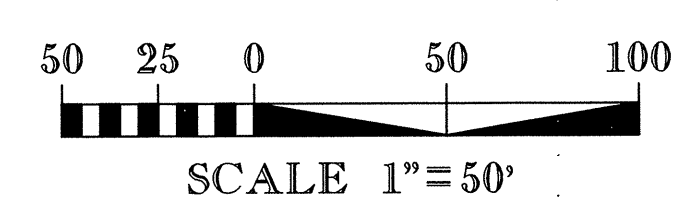
END WIDENING CONSTRUCTION
-L- STA 197+41.21

-L- US 13


-L- STA. 198 + 50.00



- NOTE:
1. DO NOT INSTALL PAVEMENT MARKERS IN PHASE IV.
 2. ALL PAVEMENT MARKINGS SHALL BE PAINT IN PHASE II THROUGH PHASE IV.
 3. ALL PAVEMENT MARKINGS IN PHASE V SHALL BE THERMOPLASTIC.




APPROVED: *[Signature]* DATE: 3/24/99



**AREA 2, PHASE IV,
STEP 2, AND PHASE V**

SCALE: AS NOTED
DATE: MAR. 08
DWG. BY: MAF
DESIGN BY: ACC
REVIEWED BY: RMS



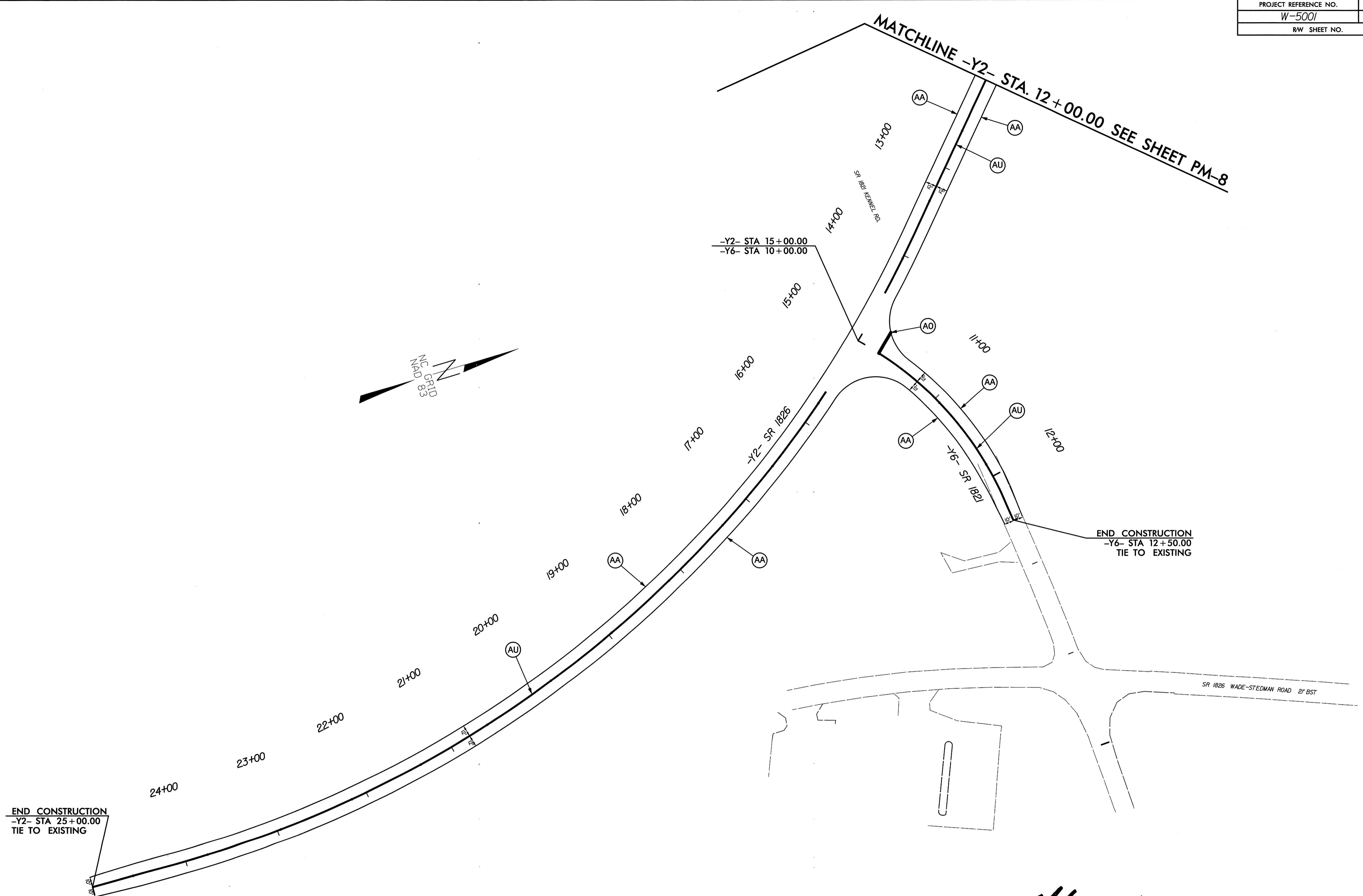
REVISIONS	

CADD FILE: w-5001_fc_tcp-13.dgn

PROJECT REFERENCE NO.	SHEET NO.
W-5001	PM-10
RW SHEET NO.	


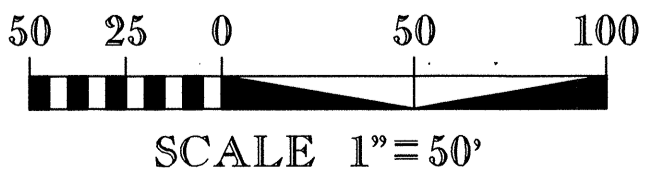
8/17/99

REVISIONS




END CONSTRUCTION
-Y2- STA 25+00.00
TIE TO EXISTING

END CONSTRUCTION
-Y6- STA 12+50.00
TIE TO EXISTING




APPROVED: *[Signature]* DATE: 3/24/99



**AREA 2, PHASE IV,
STEPS 2,5, AND PHASE V**

SCALE: AS NOTED
DATE: MAR. 08
DWG. BY: MAF
DESIGN BY: ACC
REVIEWED BY: RMS

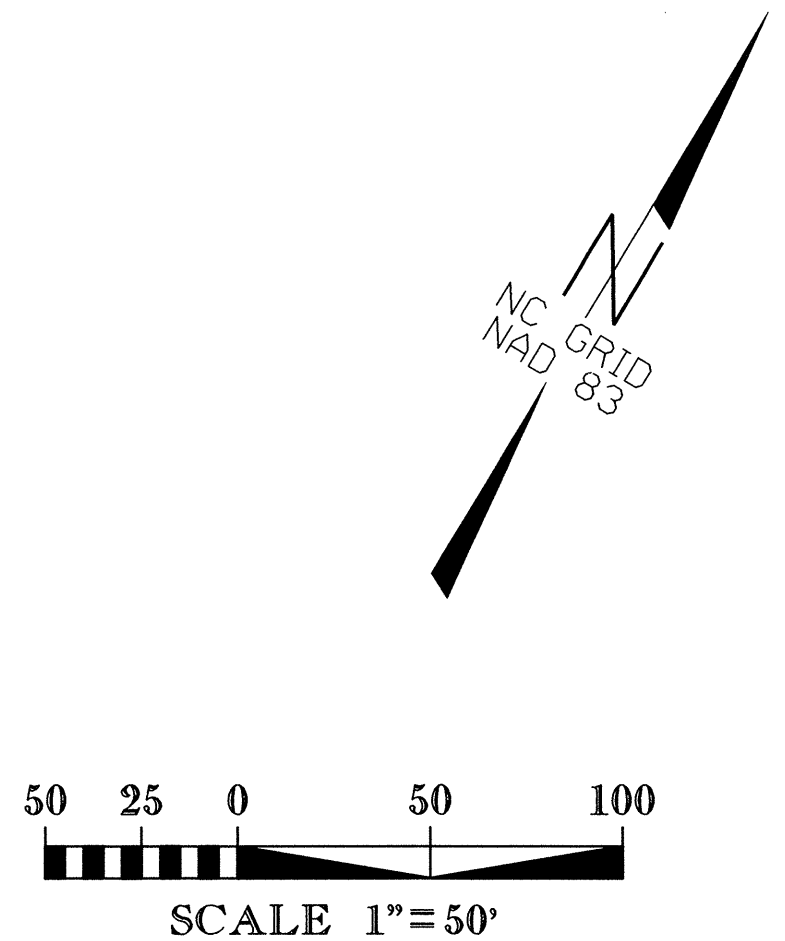
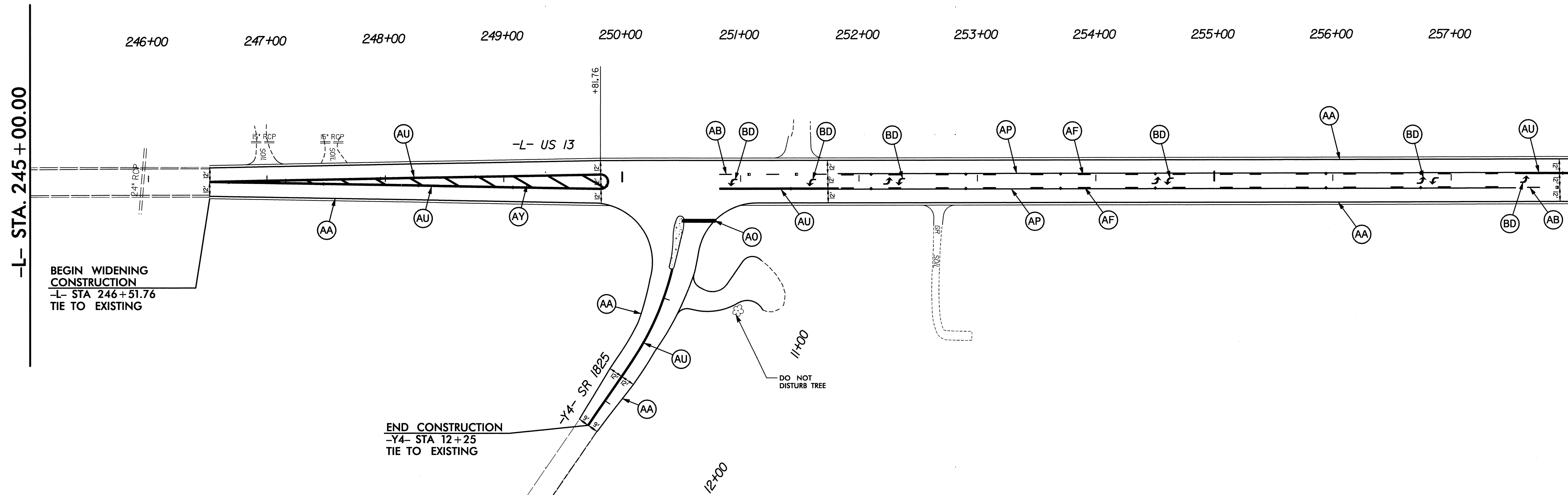


NO.	DESCRIPTION	DATE

CADD FILE: w-5001_tc_tcp-12.dgn

8/17/99


REVISIONS



- NOTE:
- DO NOT INSTALL PAVEMENT MARKERS IN PHASE IV.
 - ALL PAVEMENT MARKINGS SHALL BE PAINT IN PHASE II THROUGH PHASE III.
 - ALL PAVEMENT MARKINGS IN PHASE V SHALL BE THERMOPLASTIC.

MATCHLINE -L- STA. 258 + 00.00 SEE SHEET PM-12

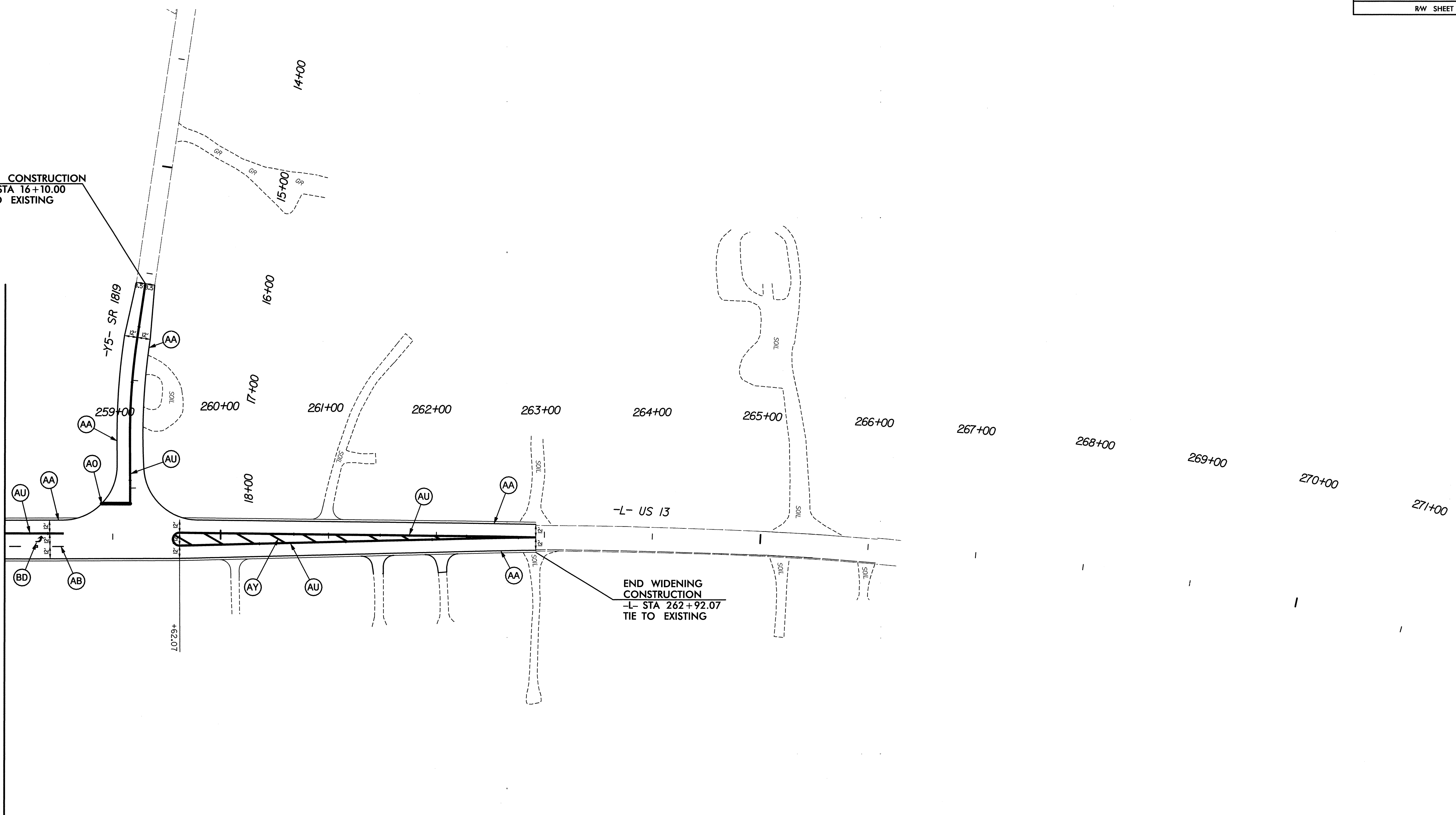
APPROVED: <i>[Signature]</i> DATE: <i>3/24/08</i>	AREA 3, PHASE IV, STEP 2, AND PHASE V	
SEAL 	SCALE: AS NOTED	REVISIONS
	DATE: MAR. 08	
	DWG. BY: MAF	
	DESIGN BY: ACC	
REVIEWED BY: RMS	CADD FILE: w-5001_fc_tcp-14.dgn	



8/17/99

BEGIN CONSTRUCTION
-Y5- STA 16+10.00
TIE TO EXISTING

MATCHLINE -L- STA. 258 + 00.00 SEE SHEET PM-11


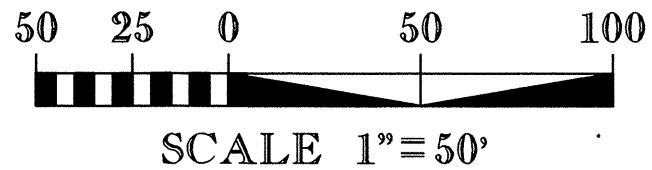


END WIDENING CONSTRUCTION
-L- STA 262 + 92.07
TIE TO EXISTING


-L- STA. 272 + 00.00

REVISIONS

- NOTE:
- DO NOT INSTALL PAVEMENT MARKERS IN PHASE IV.
 - ALL PAVEMENT MARKINGS SHALL BE PAINT IN PHASE II THROUGH PHASE IV.
 - ALL PAVEMENT MARKINGS IN PHASE V SHALL BE THERMOPLASTIC.



APPROVED: *[Signature]* DATE: 3/29/99



**AREA 3, PHASE IV,
STEP 2, AND PHASE V**

SCALE: AS NOTED
DATE: MAR. 08
DWG. BY: MAF
DESIGN BY: ACC
REVIEWED BY: RMS



REVISIONS

CADD FILE: w-5001_tc_tcp-15.dgn