

T.I.P.: R-2554BA

**STATE OF NORTH CAROLINA
DEPARTMENT OF TRANSPORTATION**



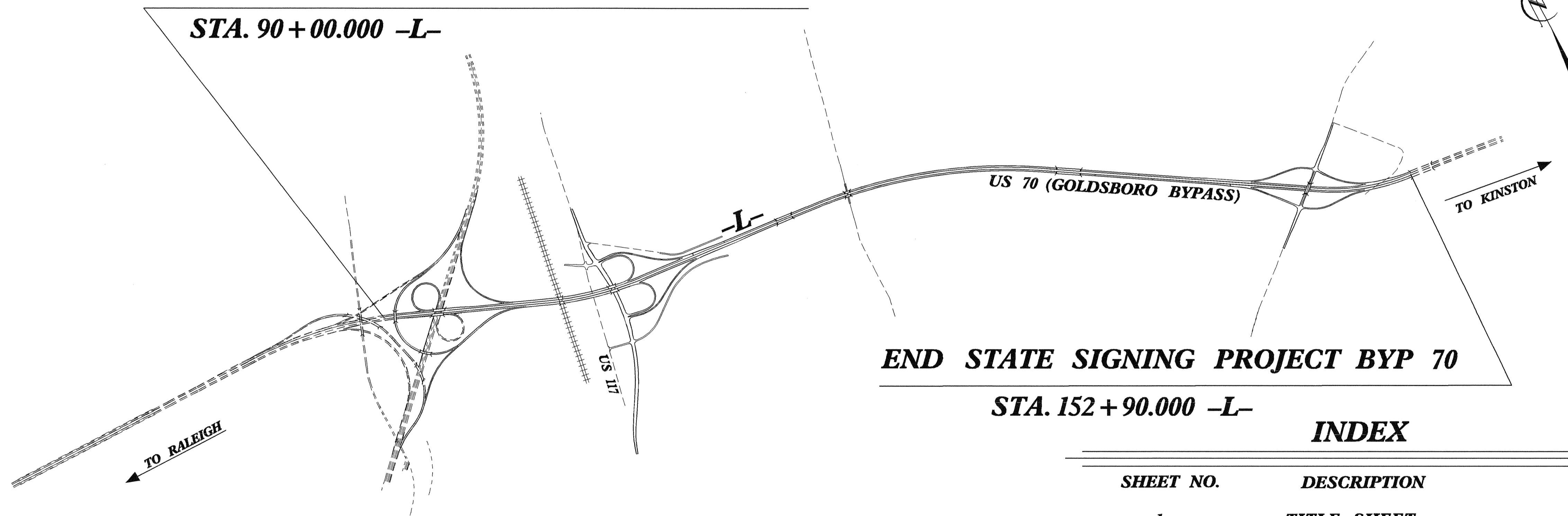
TIP NO. R-2554BA	SHEET NO. SIGN-1
APPROVED: <i>[Signature]</i>	
DATE: 2/11/08	
SEAL	

**SIGNING PLANS
WAYNE COUNTY**

**LOCATION: US 70 (GOLDSBORO BYPASS) FROM EAST OF SR 1300 (SALEM CHURCH RD.)
TO EAST OF SR 1556 (WAYNE MEMORIAL DR.)**

BEGIN STATE SIGNING PROJECT BYP 70

STA. 90+00.00 -L-



END STATE SIGNING PROJECT BYP 70

STA. 152+90.00 -L-

INDEX

SHEET NO.	DESCRIPTION
1	TITLE SHEET
2	SUMMARY OF QUANTITIES
3	NOTES
4	TYPE "A" AND "B" SIGN INFO. SHEET
5 - 5C	GROUND MOUNTED SIGN SUPPORT AND SIGN MOUNTING DETAILS
6 - 16	OVERHEAD ASSEMBLY SHEETS
17 - 23	OVERHEAD SIGN DESIGNS
24 - 34	GROUND MOUNTED SIGN DESIGNS
35	"E" SIGN SHEET
36	"F" AND MILEMARKER SHEET
37 - 47	SIGN ROADWAY SHEETS

PLAN PREPARED BY: N.C.D.O.T. SIGNING SECTION

RON KING, P.E. SIGNING ENGINEER

AYMAN ALQUDWAH, P.E. SIGNING PROJECT ENGINEER

D. MITCH EATON SIGNING PROJECT DESIGN ENGINEER

D. PILLAR SIGNING DESIGNER



TIP NO. R-2554BA	SHEET NO. SIGN-2
APPROVED: <i>[Signature]</i>	
DATE: 12/7/07	
SEAL	

SIGNS

SUMMARY OF QUANTITIES

ITEM NO.		ITEM DESCRIPTION	QUANTITY	UNIT	ITEM NO.		ITEM DESCRIPTION	QUANTITY	UNIT	ITEM NO.		ITEM DESCRIPTION	QUANTITY	UNIT
DESC. NO.	SECT. NO.				DESC. NO.	SECT. NO.				DESC. NO.	SECT. NO.			
0001000000	800	MOBILIZATION		L.S.	4129500000	906	RELOCATE SUPPORT, WOOD		EA.	4127000000	SP	LIGHTING FOR OVERHEAD SIGN ASSEMBLY AT STA *****		L.S.
4025000000	901	CONTRACTOR FURNISHED, TYPE A SIGN		S.M.	4138000000	907	DISPOSAL OF SUPPORT, STEEL BEAM		EA.	4127000000	SP	LIGHTING FOR OVERHEAD SIGN ASSEMBLY AT STA *****		L.S.
4025000000	901	CONTRACTOR FURNISHED, TYPE B SIGN		S.M.	4141000000	907	DISPOSAL OF SUPPORT, WOOD		EA.	4127000000	SP	LIGHTING FOR OVERHEAD SIGN ASSEMBLY AT STA *****		L.S.
4025000000	901	CONTRACTOR FURNISHED, TYPE D SIGN		S.M.	4143000000	907	DISPOSAL OF SUPPORT, OVERHEAD STRUCTURE		EA.	4127000000	SP	LIGHTING FOR OVERHEAD SIGN ASSEMBLY AT STA *****		L.S.
4025000000	901	CONTRACTOR FURNISHED, TYPE E SIGN		S.M.	4149000000	907	DISPOSAL OF SIGN SYSTEM, OVERHEAD		EA.	4127000000	SP	LIGHTING FOR OVERHEAD SIGN ASSEMBLY AT STA *****		L.S.
4025000000	901	CONTRACTOR FURNISHED, TYPE F SIGN		S.M.	4152000000	907	DISPOSAL OF SIGN SYSTEM, STEEL BEAM		EA.	4127000000	SP	LIGHTING FOR OVERHEAD SIGN ASSEMBLY AT STA *****		L.S.
4025000000	901	CONTRACTOR FURNISHED, OVERLAYS SIGN		S.M.	4155000000	907	DISPOSAL OF SIGN SYSTEM, U-CHANNEL		EA.	4127000000	SP	LIGHTING FOR OVERHEAD SIGN ASSEMBLY AT STA *****		L.S.
4025000000	901	CONTRACTOR FURNISHED, MILEMARKER SIGN		S.M.	4158000000	907	DISPOSAL OF SIGN SYSTEM, WOOD		EA.	4127000000	SP	LIGHTING FOR OVERHEAD SIGN ASSEMBLY AT STA *****		L.S.
4048000000	902	REINFORCED CONCRETE SIGN FOOTINGS	27	C.M.	4192000000	907	DISPOSAL OF SUPPORT, U-CHANNEL		EA.	4127000000	SP	LIGHTING FOR OVERHEAD SIGN ASSEMBLY AT STA *****		L.S.
4054000000	902	PLAIN CONCRETE SIGN FOOTINGS		C.M.	4234000000	907	DISPOSAL OF SIGN, A OR B (OVERHEAD)		EA.	4127000000	SP	LIGHTING FOR OVERHEAD SIGN ASSEMBLY AT STA *****		L.S.
4056000000	902	OVERHEAD FOOTING		EA.	4236000000	907	DISPOSAL OF SIGN, A OR B (GROUND MOUNTED)		EA.	4127000000	SP	LIGHTING FOR OVERHEAD SIGN ASSEMBLY AT STA *****		L.S.
4060000000	903	SUPPORTS, BREAKAWAY STEEL BEAM	8780	KG.	4238000000	907	DISPOSAL OF SIGN, D, E OR F		EA.	4127500000	SP	LRS LIGHTING SYSTEM FOR OVERHEAD SIGN ASSEMBLY AT STA *****		L.S.
4066000000	903	SUPPORTS, SIMPLE STEEL BEAM	2475	KG.	4238500000	907	DISPOSAL OF SIGN, MILEMARKERS		EA.	4127500000	SP	LRS LIGHTING SYSTEM FOR OVERHEAD SIGN ASSEMBLY AT STA *****		L.S.
4072000000	903	SUPPORTS, 4.5-KG STEEL U-CHANNEL	581	L.M.	4241000000	907	DISPOSAL OF SIGN, OVERLAY (OVERHEAD)		EA.	4127500000	SP	LRS LIGHTING SYSTEM FOR OVERHEAD SIGN ASSEMBLY AT STA *****		L.S.
4078000000	903	SUPPORTS, 3.0-KG STEEL U-CHANNEL	13	EA.	4242000000	907	DISPOSAL OF SIGN, OVERLAY (GROUND MOUNTED)		EA.	4127500000	SP	LRS LIGHTING SYSTEM FOR OVERHEAD SIGN ASSEMBLY AT STA *****		L.S.
4079000000	903	SUPPORTS, BARRIER (SMALL)		EA.	4251000000	907	DISPOSAL OF LIGHTING SYSTEM		EA.	4127500000	SP	LRS LIGHTING SYSTEM FOR OVERHEAD SIGN ASSEMBLY AT STA *****		L.S.
4080000000	903	SUPPORTS, BARRIER (LARGE)		EA.	4258000000	907	DISPOSAL OF LIGHTING FIXTURES		EA.	4127500000	SP	LRS LIGHTING SYSTEM FOR OVERHEAD SIGN ASSEMBLY AT STA *****		L.S.
4081000000	903	SUPPORTS, OVERHEAD STRUCTURE " "		L.S.	4263000000	907	DISPOSAL OF WALKWAY		EA.	4127500000	SP	LRS LIGHTING SYSTEM FOR OVERHEAD SIGN ASSEMBLY AT STA *****		L.S.
4081000000	903	SUPPORTS, OVERHEAD STRUCTURE " "		L.S.	4132000000	907	STOCKPILE SUPPORT, STEEL BEAM		EA.	4127500000	SP	LRS LIGHTING SYSTEM FOR OVERHEAD SIGN ASSEMBLY AT STA *****		L.S.
4082000000	903	SUPPORTS, WOOD		L.M.	4140000000	907	STOCKPILE SUPPORT, WOOD		EA.	4127500000	SP	LRS LIGHTING SYSTEM FOR OVERHEAD SIGN ASSEMBLY AT STA *****		L.S.
4109000000	904	SIGN ERECTION, TYPE A (OVERHEAD)	19	EA.	4142000000	907	STOCKPILE SUPPORT, OVERHEAD STRUCTURE		EA.	4127500000	SP	LRS LIGHTING SYSTEM FOR OVERHEAD SIGN ASSEMBLY AT STA *****		L.S.
4109000000	904	SIGN ERECTION, TYPE B (OVERHEAD)	8	EA.	4148000000	907	STOCKPILE SIGN SYSTEM, OVERHEAD		EA.	4127500000	SP	LRS LIGHTING SYSTEM FOR OVERHEAD SIGN ASSEMBLY AT STA *****		L.S.
4110000000	904	SIGN ERECTION, TYPE A (GROUND MOUNTED)	29	EA.	4151000000	907	STOCKPILE SIGN SYSTEM, STEEL BEAM		EA.	4127500000	SP	LRS LIGHTING SYSTEM FOR OVERHEAD SIGN ASSEMBLY AT STA *****		L.S.
4110000000	904	SIGN ERECTION, TYPE B (GROUND MOUNTED)	10	EA.	4154000000	907	STOCKPILE SIGN SYSTEM, U-CHANNEL		EA.	4127500000	SP	LRS LIGHTING SYSTEM FOR OVERHEAD SIGN ASSEMBLY AT STA *****		L.S.
4096000000	904	SIGN ERECTION, TYPE D	4	EA.	4157000000	907	STOCKPILE SIGN SYSTEM, WOOD		EA.	4127500000	SP	LRS LIGHTING SYSTEM FOR OVERHEAD SIGN ASSEMBLY AT STA *****		L.S.
4102000000	904	SIGN ERECTION, TYPE E	50	EA.	4186000000	907	STOCKPILE SUPPORT, U-CHANNEL		EA.	4127500000	SP	LRS LIGHTING SYSTEM FOR OVERHEAD SIGN ASSEMBLY AT STA *****		L.S.
4108000000	904	SIGN ERECTION, TYPE F	19	EA.	4228000000	907	STOCKPILE SIGN, A OR B (OVERHEAD)		EA.	4127500000	SP	LRS LIGHTING SYSTEM FOR OVERHEAD SIGN ASSEMBLY AT STA *****		L.S.
4114000000	904	SIGN ERECTION, MILEMARKERS	13	EA.	4235000000	907	STOCKPILE SIGN, A OR B (GROUND MOUNTED)		EA.	4127500000	SP	LRS LIGHTING SYSTEM FOR OVERHEAD SIGN ASSEMBLY AT STA *****		L.S.
4115000000	904	SIGN ERECTION, OVERLAY (OVERHEAD)		EA.	4237000000	907	STOCKPILE SIGN, D, E OR F		EA.	4128000000	SP	STATIC LIGHTING SYSTEM FOR OVERHEAD SIGN ASSEMBLY AT STA *****		L.S.
4116000000	904	SIGN ERECTION, OVERLAY (GROUND MOUNTED)		EA.	4237500000	907	STOCKPILE SIGN, MILEMARKERS		EA.	4355000000	SP	INTEGRATION INTO EXISTING DMS SYSTEM		L.S.
4116200000	904	SIGN ERECTION, REPOSITION OVERHEAD		EA.	4250000000	907	STOCKPILE LIGHTING SYSTEM		EA.	4355100000	SP	DYNAMIC MESSAGE SIGN SYSTEM "DMS-**"		L.S.
4116300000	904	SIGN ERECTION, LOGO TO PANEL		EA.	4252000000	907	STOCKPILE LIGHTING FIXTURES		EA.	4355200000	SP	DYNAMIC MESSAGE SIGN SYSTEM "DMS-**"		L.S.
4116400000	904	SIGN ERECTION, LOGO TRAILBLAZER		EA.	4262000000	907	STOCKPILE WALKWAY		EA.	4355200000	SP	DMS SYSTEM SERVER COMPUTER		L.S.
4116500000	904	SIGN ERECTION, WALKWAY		L.M.	4277000000	908	TEMPORARY SIGN, TYPE A		S.M.	4355210000	SP	DMS SYSTEM CLIENT COMPUTER		EA.
4126000000	905	SIGN LIGHTING SYSTEM " "		L.S.	4277000000	908	TEMPORARY SIGN, TYPE B		S.M.	4355220000	SP	DMS SYSTEM LAPTOP COMPUTER		EA.
4126000000	905	SIGN LIGHTING SYSTEM " "		L.S.	4277000000	908	TEMPORARY SIGN, TYPE D		S.M.	4355230000	SP	DMS SYSTEM CONTROL SOFTWARE		EA.
4126000000	905	SIGN LIGHTING SYSTEM " "		L.S.	4285000000	908	OVERHEAD SIGN ASSEMBLY AT STA -L- 103+20.00	1	L.S.	4355300000	SP	DYNAMIC MESSAGE SIGN MAINTENANCE TRAINING		EA.
4126000000	905	SIGN LIGHTING SYSTEM " "		L.S.	4285000000	908	OVERHEAD SIGN ASSEMBLY AT STA -L- 104+20.00	1	L.S.	4355310000	SP	DYNAMIC MESSAGE SIGN SYSTEM DESIGN APPROVAL TESTS		EA.
4126000000	905	SIGN LIGHTING SYSTEM " "		L.S.	4285000000	908	OVERHEAD SIGN ASSEMBLY AT STA -L2RPDB- 00+40.00	1	L.S.	4355320000	SP	DYNAMIC MESSAGE SIGN SYSTEM OPERATIONAL FACTORY TESTS		EA.
4129000000	906	RELOCATE SIGN, TYPE A (OVERHEAD)		EA.	4285000000	908	OVERHEAD SIGN ASSEMBLY AT STA -L2RPDB- 03+40.00	1	L.S.	4355330000	SP	DYNAMIC MESSAGE SIGN SYSTEM OPERATIONAL FIELD TESTS		L.S.
4129000000	906	RELOCATE SIGN, TYPE B (OVERHEAD)		EA.	4285000000	908	OVERHEAD SIGN ASSEMBLY AT STA -L2RPDB- 03+60.00	1	L.S.	4355340000	SP	DYNAMIC MESSAGE SIGN BENCH TEST UNIT		L.S.
4129000000	906	RELOCATE SIGN, TYPE A (GROUND MOUNTED)		EA.	4285000000	908	OVERHEAD SIGN ASSEMBLY AT STA -L- 98+80.00	1	L.S.	4355350000	SP	DYNAMIC MESSAGE SIGN SYSTEM NTCIP TESTS		L.S.
4129000000	906	RELOCATE SIGN, TYPE B (GROUND MOUNTED)		EA.	4285000000	908	OVERHEAD SIGN ASSEMBLY AT STA -L2RPDB- 00+80.00	1	L.S.					
4129000000	906	RELOCATE SIGN, TYPE D		EA.	4285000000	908	OVERHEAD SIGN ASSEMBLY AT STA -L- 98+20.00	1	L.S.	S	SP	OVERHEAD FOOTINGS	101	C.M.
4129000000	906	RELOCATE SIGN, TYPE E		EA.	4285000000	908	OVERHEAD SIGN ASSEMBLY AT STA -L- 109+70.00	1	L.S.	S	SP	SUPPORTS, OVERHEAD STRUCTURE " "		L.S.
4129000000	906	RELOCATE SIGN, TYPE F		EA.	4285000000	908	OVERHEAD SIGN ASSEMBLY AT STA -Y2- 18+30.00	1	L.S.					
4129000000	906	RELOCATE SIGN, MILEMARKERS		EA.	4082200000	SP	OVERHEAD SIGN ASSEMBLY AT STA -Y2- 23+60.00	1	L.S.					
4129200000	906	RELOCATE SUPPORT, OVERHEAD SIGN SYSTEM		EA.	4083200000	SP	OVERHEAD DYNAMIC MESSAGE SIGN ASSEMBLY "DMS-**"		L.S.					
4129300000	906	RELOCATE SUPPORT, STEEL BEAM		EA.	4083200000	SP	OVERHEAD DYNAMIC MESSAGE SIGN ASSEMBLY "DMS-**"		L.S.					
4129400000	906	RELOCATE LIGHTING SYSTEM		EA.	4127000000	SP	LIGHTING FOR OVERHEAD SIGN ASSEMBLY AT STA *****		L.S.					
					4127000000	SP	LIGHTING FOR OVERHEAD SIGN ASSEMBLY AT STA *****		L.S.					

ROADWAY STANDARD DRAWINGS
APPLICABLE TO THESE SIGNING PLANS

901.10 904.10
901.20 904.20
901.50 904.40
901.70 904.50

TYPE "A" AND TYPE "B" GROUND MOUNTED SIGNS

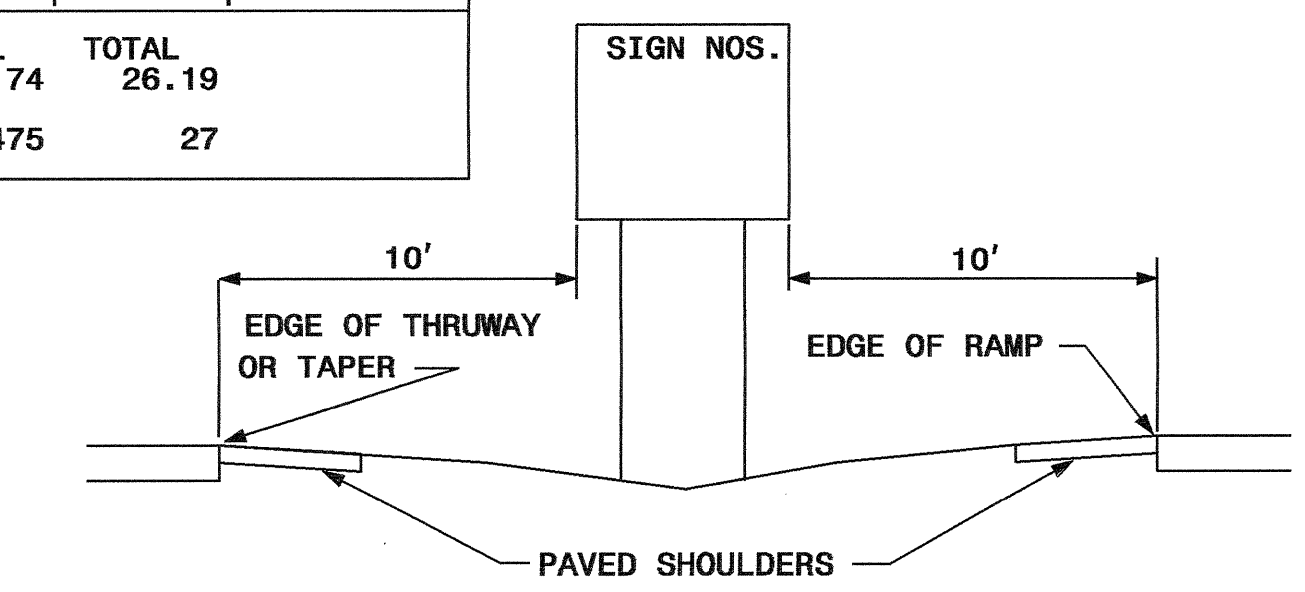
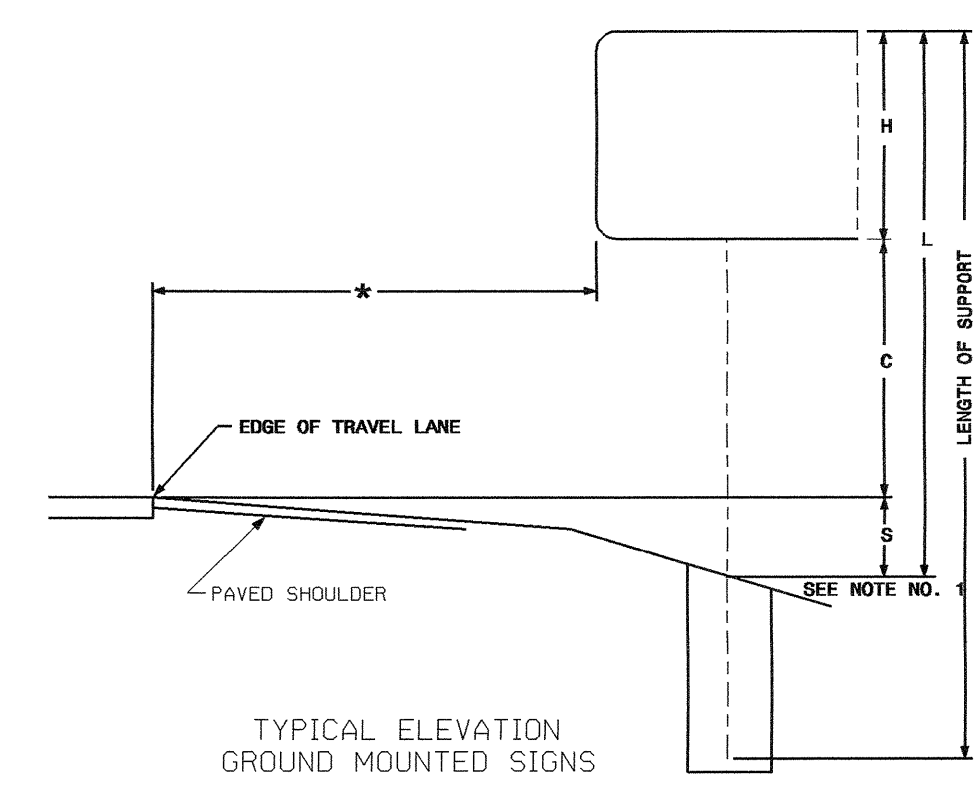


TIP NO. R-2554BA	SHEET NO. SIGN-4
APPROVED: <i>[Signature]</i>	
DATE: 12/7/07	
SEAL	

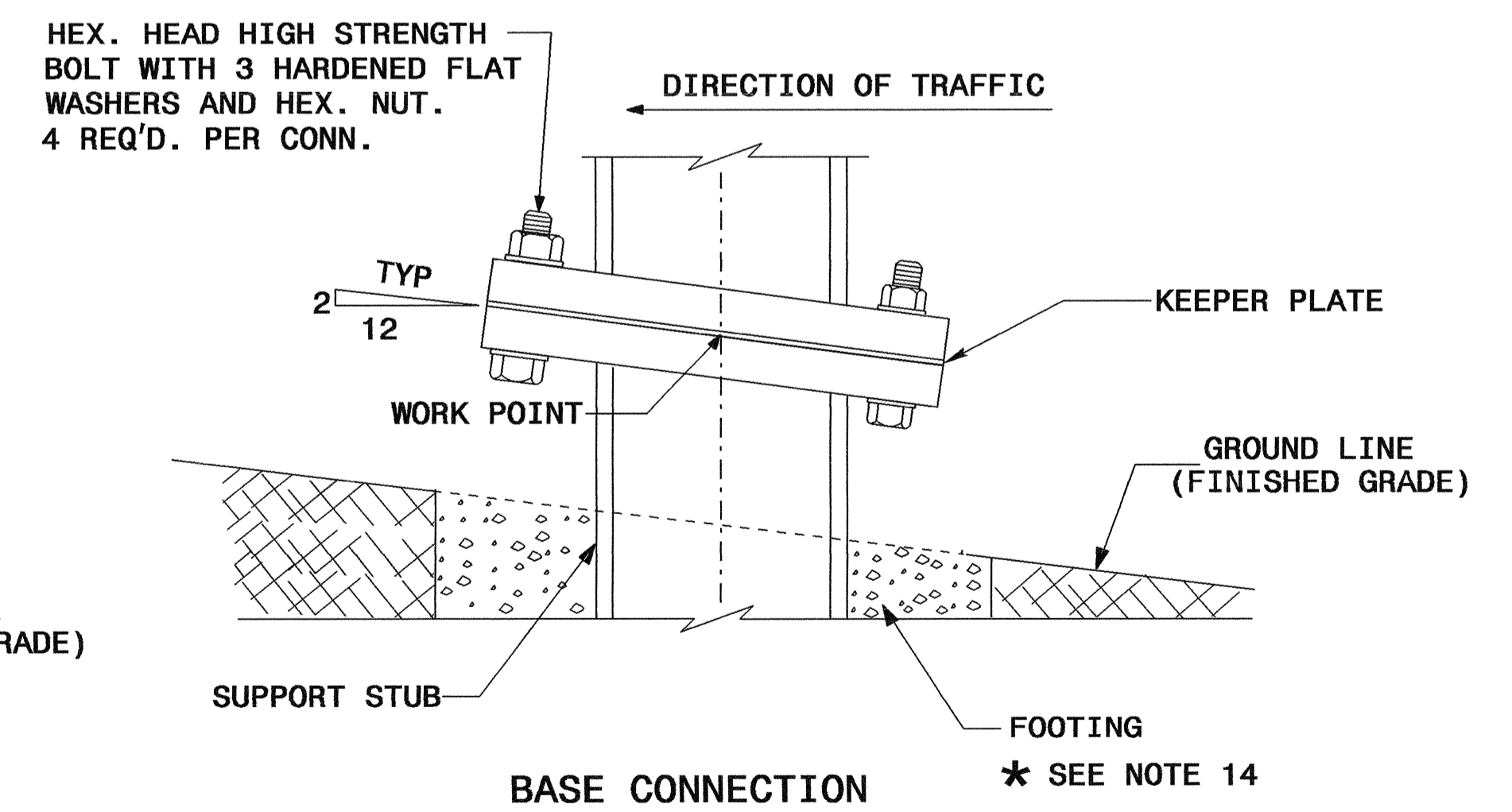
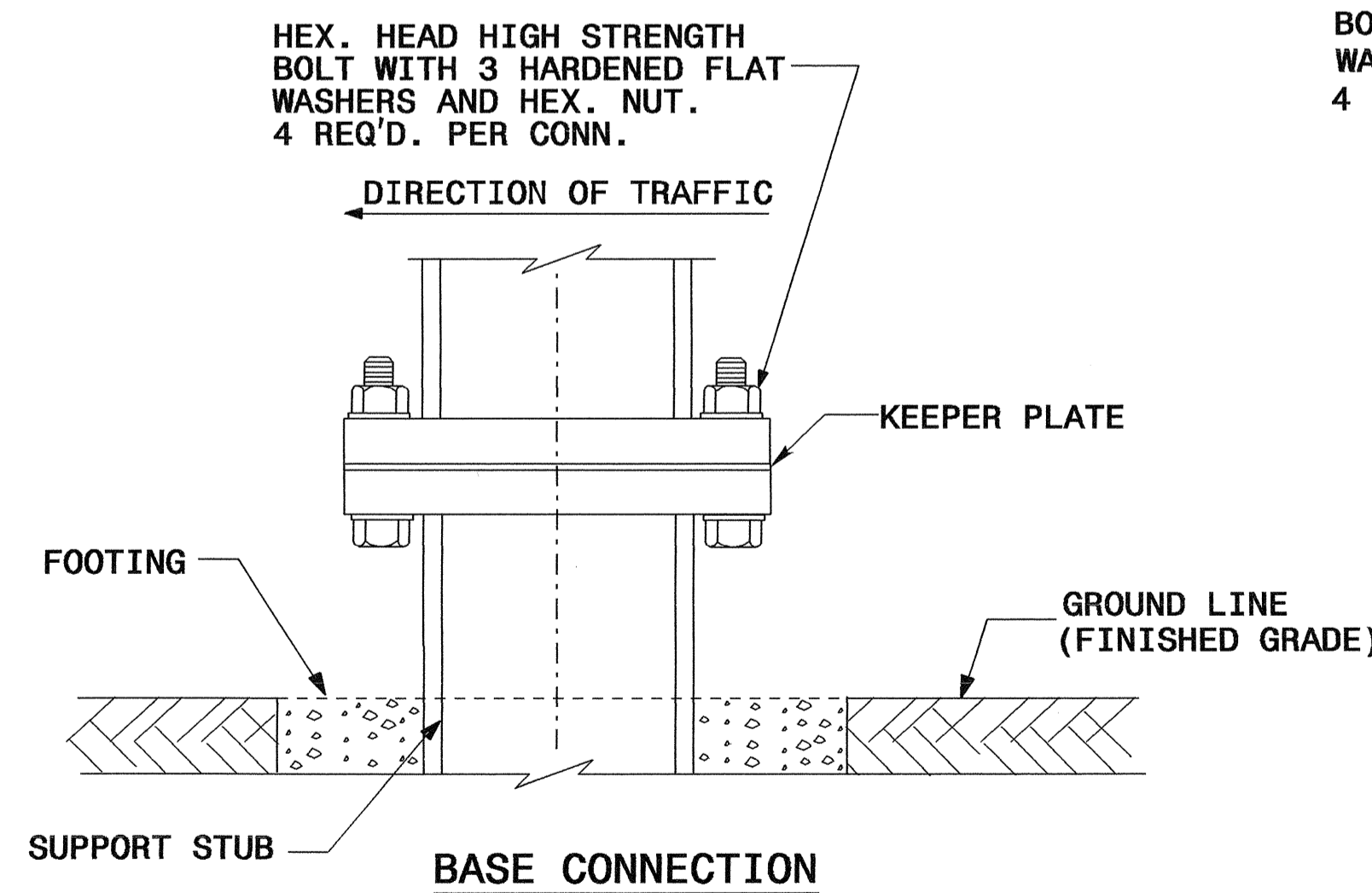
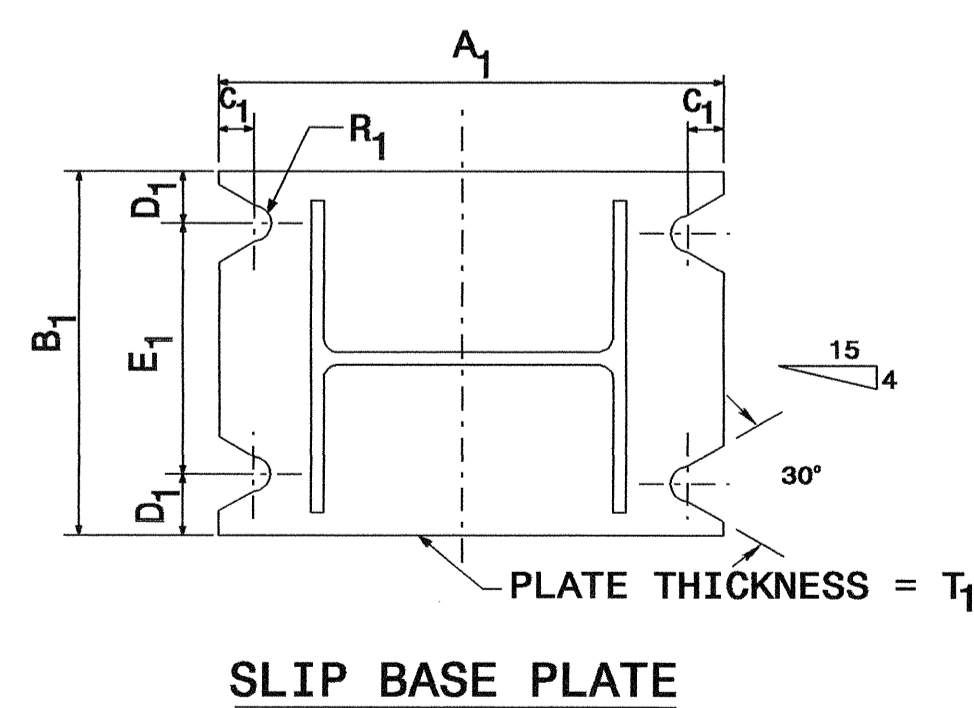
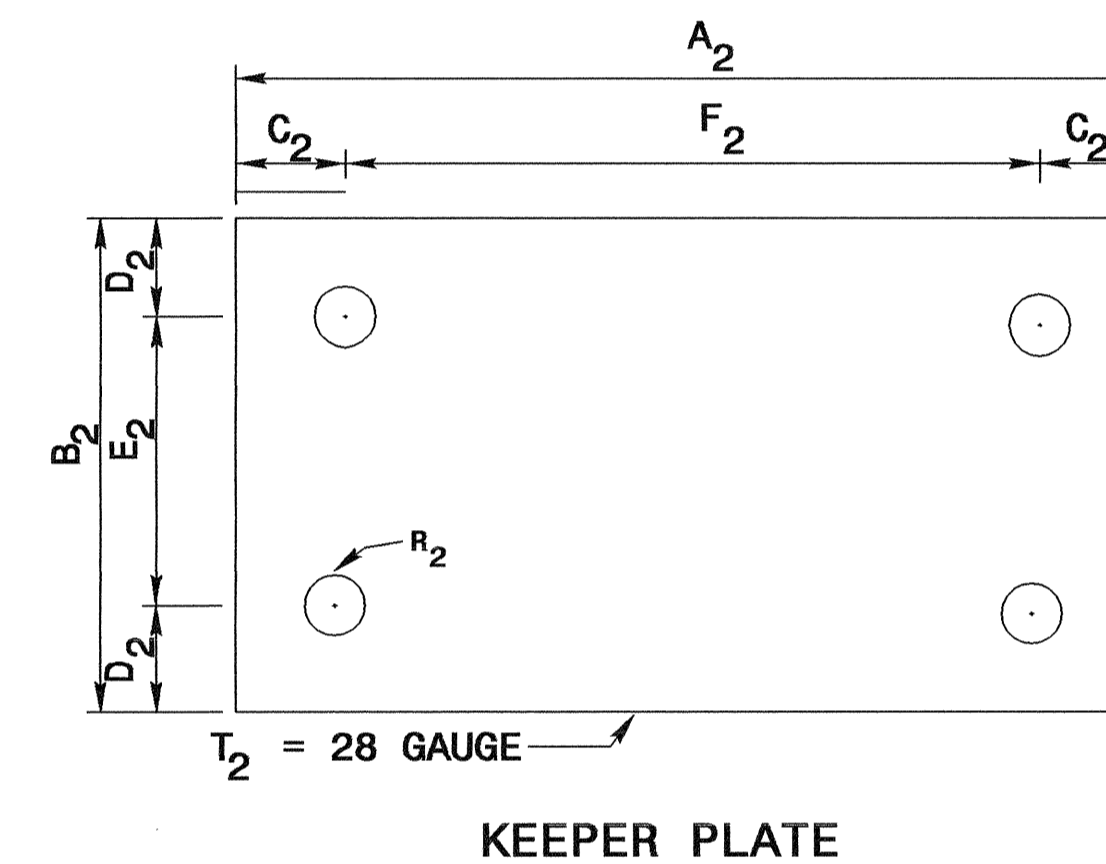
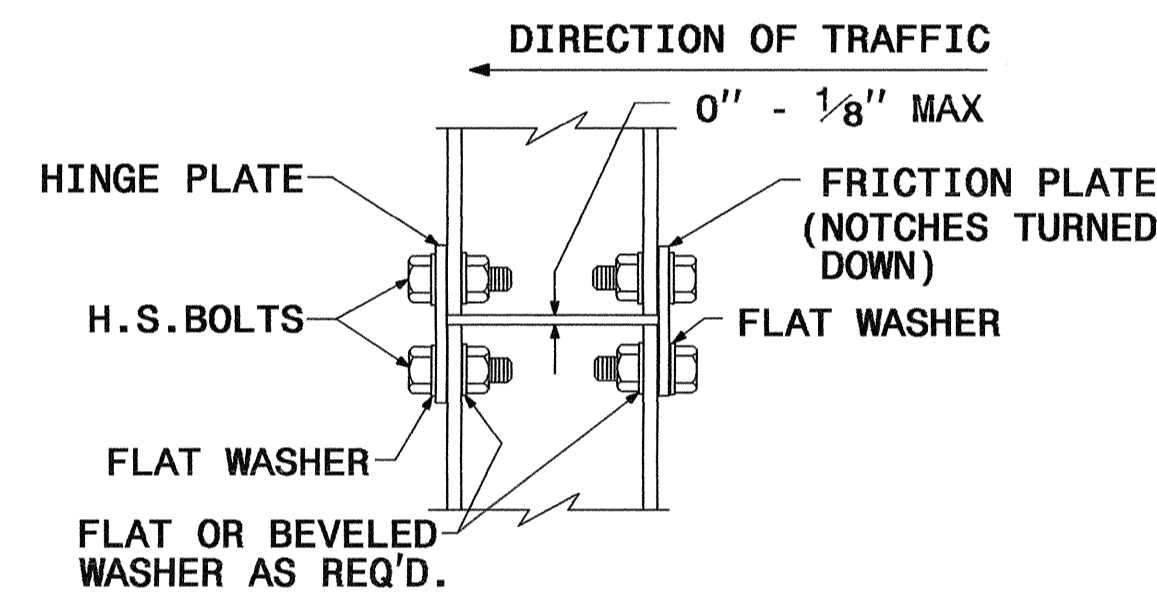
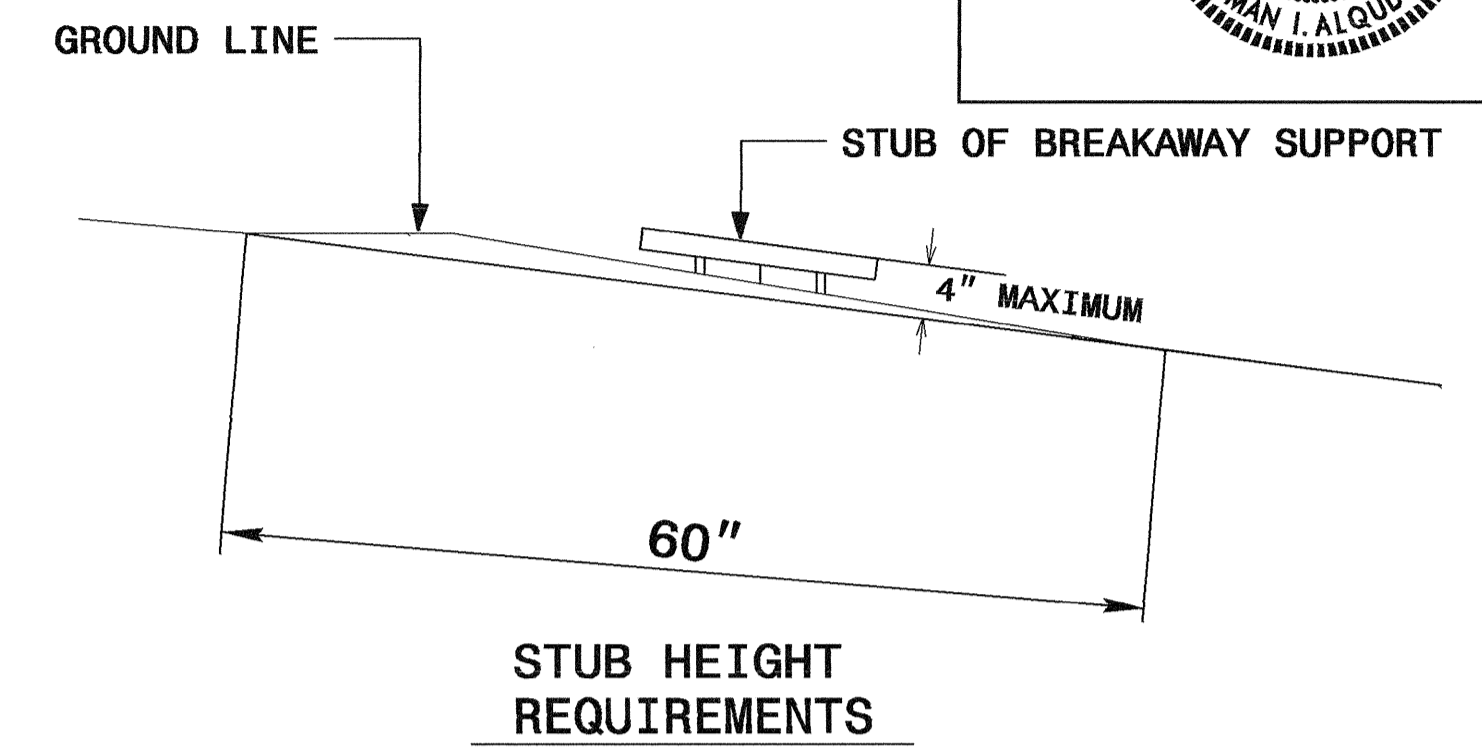
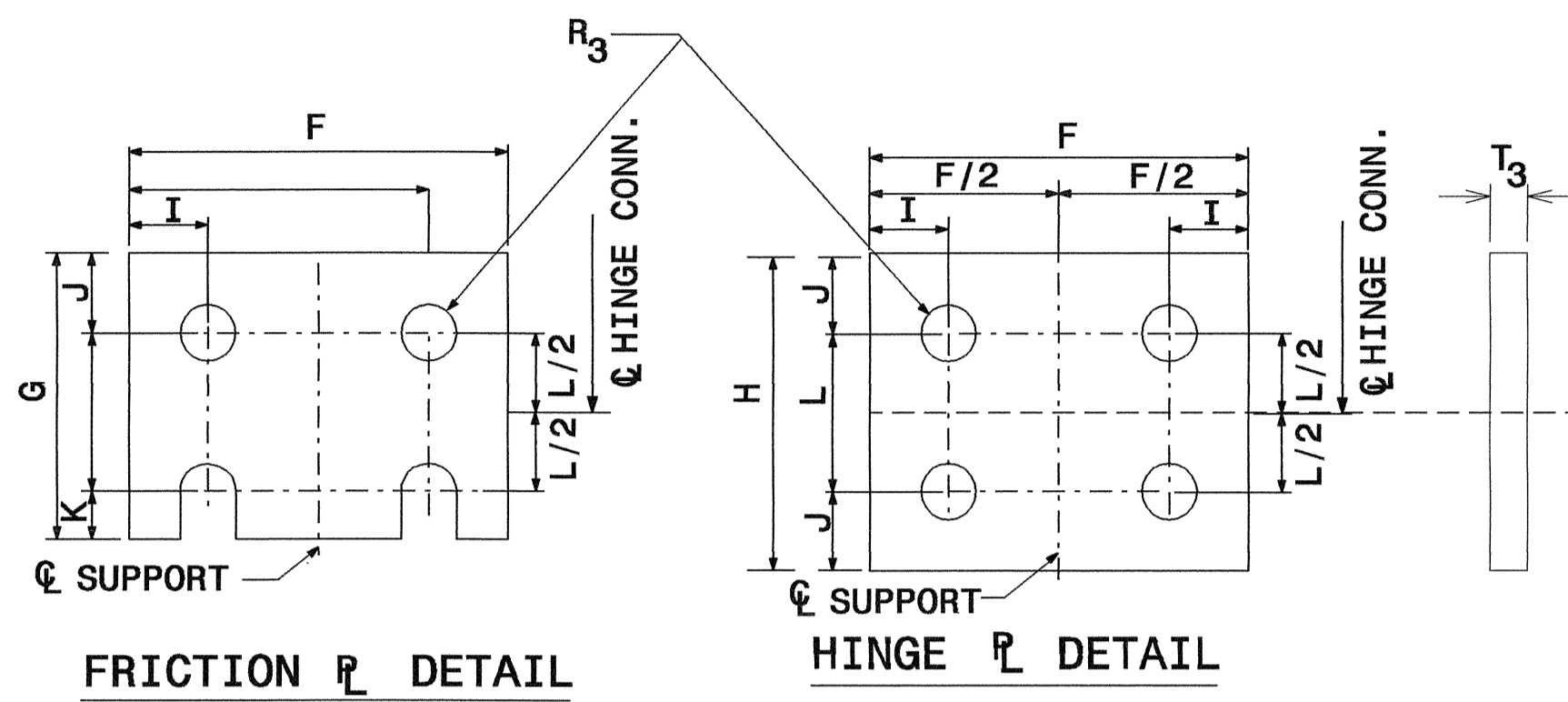
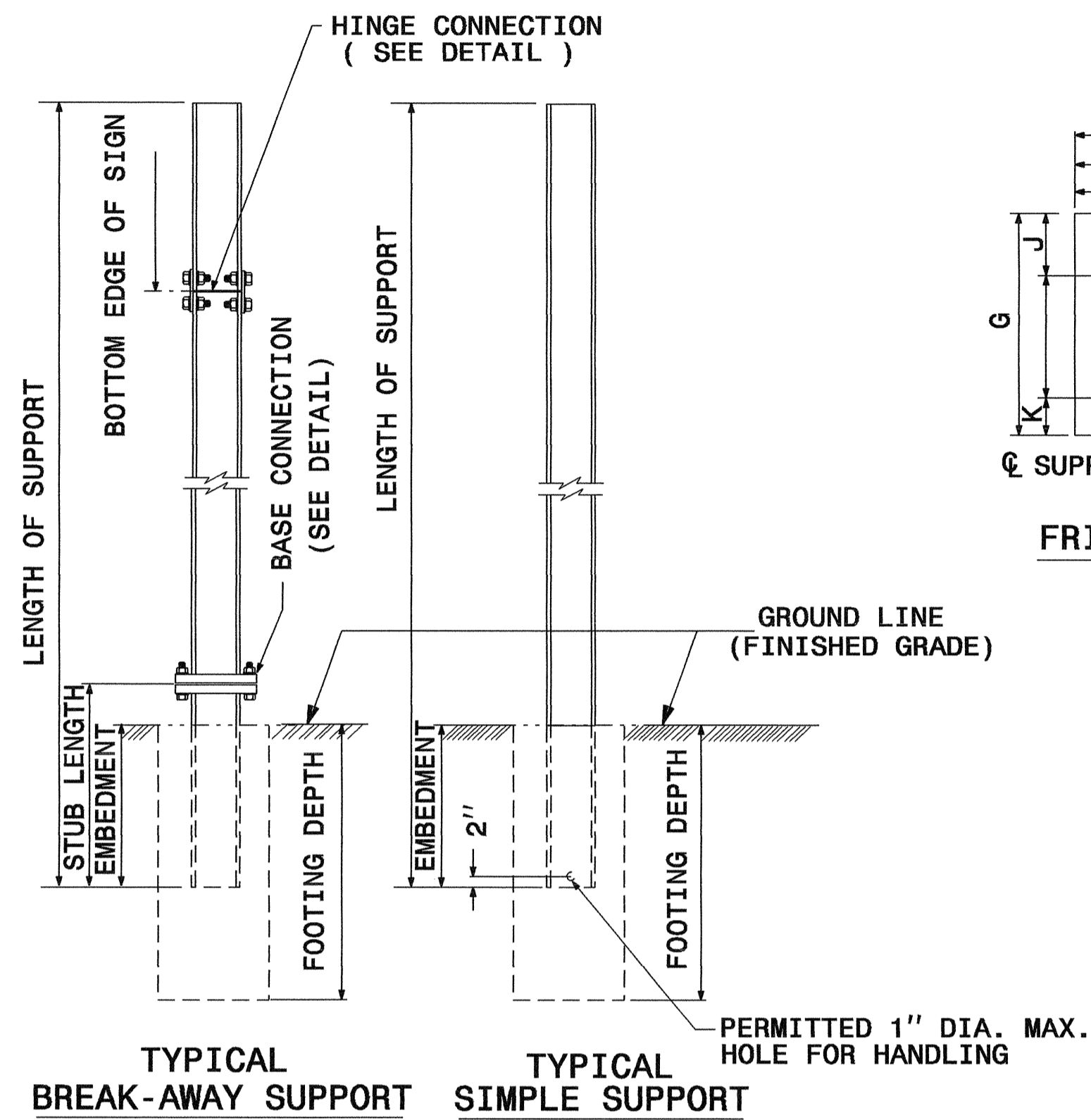
SIGN NO.	SIGN TYPE	SIGN SIZE (mm)			ROADWAY STATION	NO. OF SUP.	BEAM SECTION	SUPPORT TYPE BA or S	ATTACH METHOD	MOUNTING METHOD	HORIZ. CLR. (m)	LENGTH (m)				LEFT SUPPORT (m)			CENTER SUPPORT (m)			RIGHT SUPPORT (m)			FOOTING DIAMETER (m)	FOOTING DEPTH (m)	B/A SUPPORT WEIGHTS (kg)	SIMPLE SUPPORT WEIGHTS (kg)	REINF. FTGS. (c.m.)	FIELD VERIFIED SEE NOTE 2 (mm/dd/yy)
		w	x	h								SNS HT	HTG HT	EMBED-MENT	S	L	TOTAL LENGTH	S	L	TOTAL LENGTH	S	L	TOTAL LENGTH							
101A	B	2800	X	800	118+00.00	2	W8x21	BA	1-R	N/A	7.00	3.30	2.13	2.13	1.28	6.71	8.85	0.00	0.00	0.00	2.00	7.43	9.57	0.6096	2.286	659.67	0.00	1.33		
101B	A	3900	X	3300																										
102A	B	3400	X	800	94+40.00	2	W12x26	S	2	N/A	6.60	4.20	2.13	2.29	2.00	8.33	10.62	0.00	0.00	0.00	3.07	9.40	11.69	0.762	2.4384	0.00	863.19	2.22		
102B	A	5300	X	800																										
102C	A	5300	X	2600																										
103	A	3500	X	2300	100+00.00	2	W6x12	BA	N/A	N/A	7.00	2.30	2.13	1.68	1.21	5.64	7.32	0.00	0.00	0.00	1.89	6.32	8.00	0.4572	1.8288	312.30	0.00	0.60		
104	A	3700	X	1500	102+40.00	2	W6x12	BA	N/A	N/A	9.14	1.50	2.13	1.52	2.24	5.87	7.40	0.00	0.00	0.00	3.08	6.71	8.24	0.4572	1.6764	317.93	0.00	0.55		
105	A	4000	X	3800	21+68.00	2	W8x18	BA	N/A	N/A	9.14	3.80	2.13	1.83	0.25	6.18	8.01	0.00	0.00	0.00	0.13	6.06	7.89	0.6096	1.9812	499.58	0.00	1.16		
106	A	4700	X	3200	20+14.00	2	W8x18	BA	N/A	N/A	9.14	3.20	2.13	1.98	1.63	6.96	8.94	0.00	0.00	0.00	0.44	5.77	7.75	0.6096	2.1336	520.87	0.00	1.25		
107	A	3700	X	1500	112+00.00	2	W6x9	BA	N/A	N/A	9.14	1.50	2.13	1.37	0.91	4.54	5.92	0.00	0.00	0.00	0.53	4.16	5.54	0.4572	1.524	181.99	0.00	0.50		
108	A	3500	X	2300	116+00.00	2	W6x12	BA	N/A	N/A	7.00	2.30	2.13	1.68	0.95	5.38	7.06	0.00	0.00	0.00	1.46	5.89	7.57	0.4572	1.8288	299.98	0.00	0.60		
109A	B	5800	X	800	126+80.00	2	W8x21	BA	2	N/A	9.14	3.90	2.13	1.98	0.96	6.99	8.97	0.00	0.00	0.00	0.21	6.24	8.22	0.6096	2.1336	621.71	0.00	1.25		
109B	A	4600	X	800																										
109C	A	4600	X	2300																										
110A	B	2800	X	800	126+00.00	2	W8x18	BA	1-R	N/A	9.14	3.30	2.13	1.98	0.97	6.40	8.38	0.00	0.00	0.00	0.60	6.03	8.01	0.6096	2.1336	512.83	0.00	1.25		
110B	A	3900	X	3300																										
111A	B	2800	X	800	141+00.00	2	W10x22	S	2	N/A	6.60	3.30	2.13	1.98	1.36	6.79	8.77	0.00	0.00	0.00	2.38	7.81	9.79	0.762	2.1336	0.00	607.96	1.95		
111B	A	5500	X	800																										
111C	A	5500	X	1700																										
112	A	3100	X	2500	138+60.00	2	W6x12	BA	N/A	N/A	7.00	2.50	2.13	1.68	1.19	5.82	7.50	0.00	0.00	0.00	1.68	6.31	7.99	0.4572	1.8288	315.34	0.00	0.60		
113A	B	2500	X	800	112+00.00	2	W12x26	BA	1-R	N/A	9.14	4.50	2.13	2.29	1.36	7.99	10.28	0.00	0.00	0.00	2.05	8.68	10.97	0.762	2.4384	985.52	0.00	2.22		
113B	A	4700	X	4500																										
114A	B	2500	X	800	66+00.00	2	W10x26	BA	1-R	N/A	9.14	4.50	2.13	2.29	1.02	7.65	9.94	0.00	0.00	0.00	0.60	7.23	9.52	0.762	2.4384	883.62	0.00	2.22		
114B	A	4700	X	4500																										
115A	B	2800	X	800	135+00.00	2	W8x21	BA	2	N/A	9.14	3.90	2.13	1.98	0.93	6.96	8.94	0.00	0.00	0.00	0.47	6.50	8.48	0.6096	2.1336	628.71	0.00	1.25		
115B	A	4600	X	800																										
115C	A	4600	X	2300																										
116	A	2800	X	1300	14+40.00	2	S4x7.7	BA	N/A	N/A	6.00	1.30	2.13	1.22	0.41	3.84	5.06	0.00	0.00	0.00	0.41	3.84	5.06	0.3048	1.3716	134.45	0.00	0.20		
117	A	2800	X	1300	16+30.00	2	S4x7.7	BA	N/A	N/A	6.00	1.30	2.13	1.37	0.69	4.12	5.50	0.00	0.00	0.00	0.95	4.38	5.76	0.3048	1.524	147.34	0.00	0.22		
118A	B	2500	X	800	74+00.00	2	W10x26	BA	1-R	N/A	9.14	4.50	2.21	2.29	1.04	7.75	10.04	0.00	0.00	0.00	-0.08	6.63	8.92	0.762	2.4384	864.27	0.00	2.22		
118B	A	4700	X	4500																										
119A	B	2500	X	800	104+00	2	W14x30	S	1-R	N/A	6.60	4.50	2.13	2.29	1.63	8.26	10.55	0.00	0.00	0.00	3.01	9.64	11.93	0.9144	2.4384	0.00	1003.58	3.20		
119B	A	4700	X	4500																										
201	A	2700	X	1500	92+03.00	2	S4x7.7	BA	N/A	N/A	3.00	1.50	2.13	1.37	0.41	4.04	5.42	0.00	0.00	0.00	0.54	4.17	5.55	0.3048	1.524	144.01	0.00	0.22		
203	A	2700	X	1500	96+85.00	2	S4x7.7	BA	N/A	N/A	3.00	1.50	2.13	1.37	0.14	3.77	5.15	0.00	0.00	0.00	0.53	4.16	5.54	0.3048	1.524	140.81	0.00	0.22		
204	A	2300	X	1500	105+63.00	2	S4x7.7	BA	N/A	N/A	3.00	1.50	2.13	1.22	0.14	3.77	4.99	0.00	0.00	0.00	0.45	4.08	5.30	0.3048	1.3716	136.40	0.00	0.20		
205	A	2300	X	1500	107+ 95.00	2	S4x7.7	BA	N/A	N/A	3.00	1.50	2.13	1.22	0.14	3.77	4.99	0.00	0.00	0.00	0.35	3.98	5.20	0.3048	1.3716	135.25	0.00	0.20		
206	A	2300	X	1500	143+60.00	2	S4x7.7	BA	N/A	N/A	3.00	1.50	2.13	1.22	0.14	3.77	4.99	0.00	0.00	0.00	0.35	3.98	5.20	0.3048	1.3716	135.25	0.00	0.20		
207	A	1800	X	1500	82+68.00	2	S3x5.7	BA	N/A	N/A	3.00	1.50	2.13	1.07	0.28	3.91	4.98	0.00	0.00	0.00	0.46	4.09	5.16	0.3048	1.2192	102.14	0.00	0.18		
208	A	1800	X	1500	94+90.00	2	S3x5.7	BA	N/A	N/A	3.00	1.50	2.13	1.07	0.13	3.76	4.83	0.00	0.00	0.00	0.31	3.94	5.01	0.3048	1.2192	99.59	0.00	0.18		

TOTAL	TOTAL	TOTAL
8779.57	2474.74	26.19
USE:	8780	2475
		27

- NOTES
- DIMENSION "S" REPRESENTS AN INCREASE (+), OR A DECREASE (-) IN POLE LENGTH, RELATIVE TO THE ELEVATION OF THE EDGE OF PAVEMENT.
 - FIELD VERIFICATIONS SHALL BE REQUIRED FOR ALL SUPPORTS, SEE (*) ARTICLE 903-3. FABRICATORS SHALL BE AISC CERTIFIED IN CATEGORY 1. SEE (*) ARTICLE 1072-1. (*) = N.C.D.O.T. STANDARD SPECIFICATIONS FOR ROADS AND STRUCTURES
 - PLAN LOCATIONS FOR EXISTING UTILITIES ARE BASED ON THE BEST AVAILABLE INFORMATION AND, THEREFORE MAY NOT BE PRECISELY ACCURATE. THEREFORE, IT IS INCUMBENT UPON THE CONTRACTOR TO DETERMINE THE EXACT LOCATION OF UTILITIES BEFORE BEGINNING WORK IN A LOCATION.



TYPE "A" AND "B" SIGN INFORMATION SHEET



SEE SHEET SIGN-7 FOR DIMENSIONS.
SEE SHEET SIGN-8 FOR NOTES.

GROUND MOUNTED SIGN SUPPORT

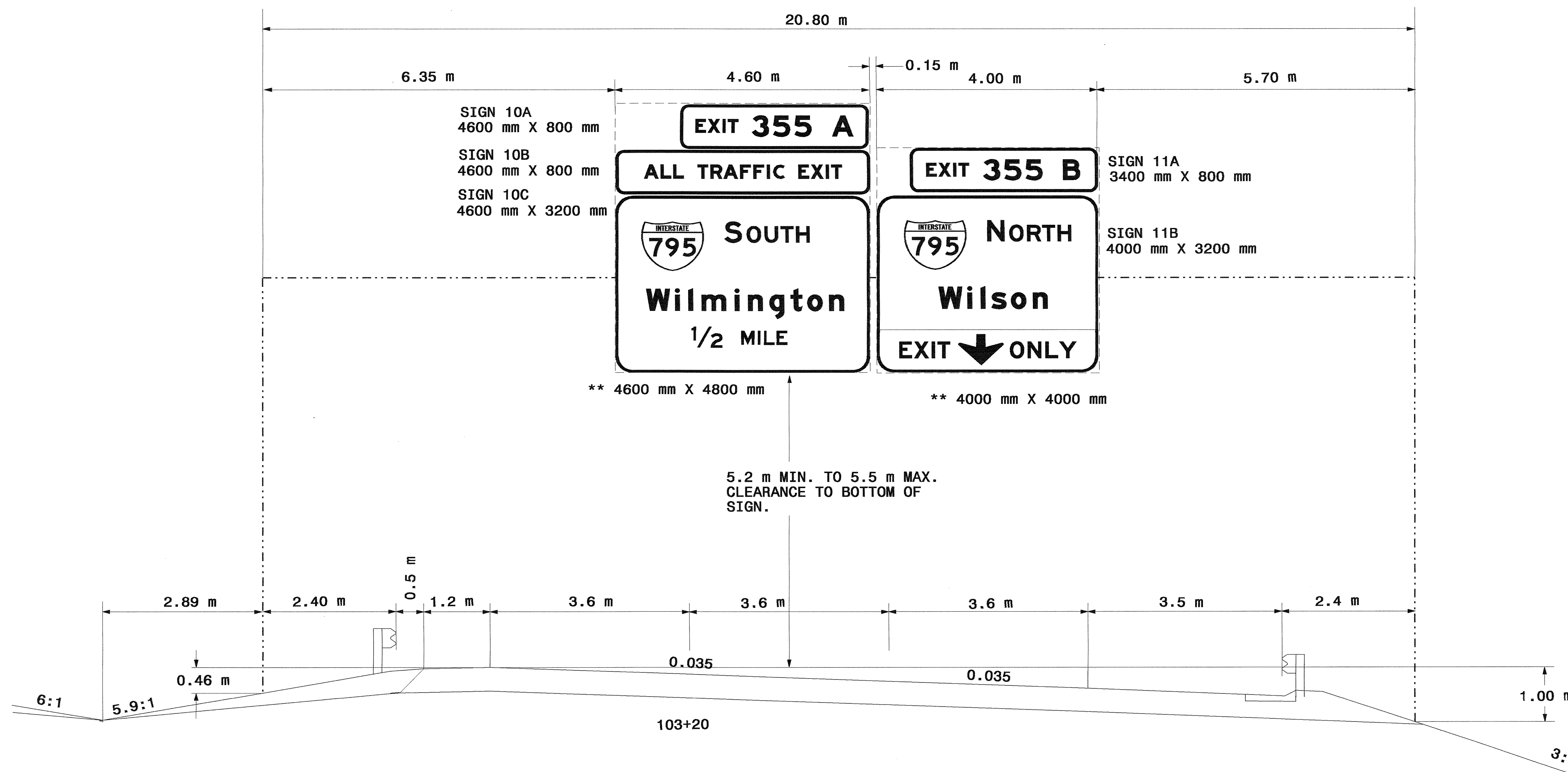


TIP NO. R-2554BA	SHEET NO. SIGN-6
APPROVED: <i>[Signature]</i>	
DATE: 12/7/07	
SEAL	

NOTES:

1. IF THE CONTRACTOR BIDS ALUMINUM SIGN STRUCTURE, EACH SHALL BE PROVIDED WITH AN APPROVED HIGHWAY TRUSS DAMPER DEVICE IN ACCORDANCE WITH AASHTO SPECIFICATIONS.
2. SIGN HANGERS AND ATTACHMENT HARDWARE SHALL BE PROVIDED AND INSTALLED ON THE ASSEMBLY TO ACCOMODATE ALL SIGNS SHOWN IN THIS PLAN SHEET.
3. MOUNT SIGNS VERTICALLY CENTERED ON HORIZONTAL MEMBER OF STRUCTURE.
4. FIELD VERIFICATION SHALL BE REQUIRED FOR ALL FOOTING ELEVATIONS AND SLOPES AT SUPPORTS. PER THE LATEST NCDOT STANDARD SPECIFICATIONS FOR ROADS AND STRUCTURES.
5. THE TOP OF THE FOOTING SHALL EXTEND AT LEAST 6" AND NOT MORE THAN 24" ABOVE THE HIGHEST POINT OF THE GROUND SURFACE AT THE FOOTING.
6. FIELD VARIFICATION SHALL BE REQUIRED FOR ALL HORIZONTAL OFFSETS FROM EDGE OF TRAVEL LANE(S) TO SUPPORT(S) AS WELL AS OVERALL HORIZONTAL STRUCTURE LENGTH.

** THESE DIMENSIONS SHALL BE USED FOR WIND LOAD AND DEAD LOAD COMPUTATIONS IN DESIGN OF STRUCTURE AND FOOTINGS. DESIGN AND CONSTRUCT REQUIREMENTS FOR SIGN STRUCTURES SHALL ACCOMMODATE WIND VELOCITY OF 110 MPH.



**OVERHEAD SIGN ASSEMBLY AT
-L- STA. 103+20.00**

**OVERHEAD SIGN ASSEMBLY AT
-L- STA. 103+20.00**



TIP NO. R-2554BA	SHEET NO. SIGN-7
---------------------	---------------------

APPROVED: *[Signature]*

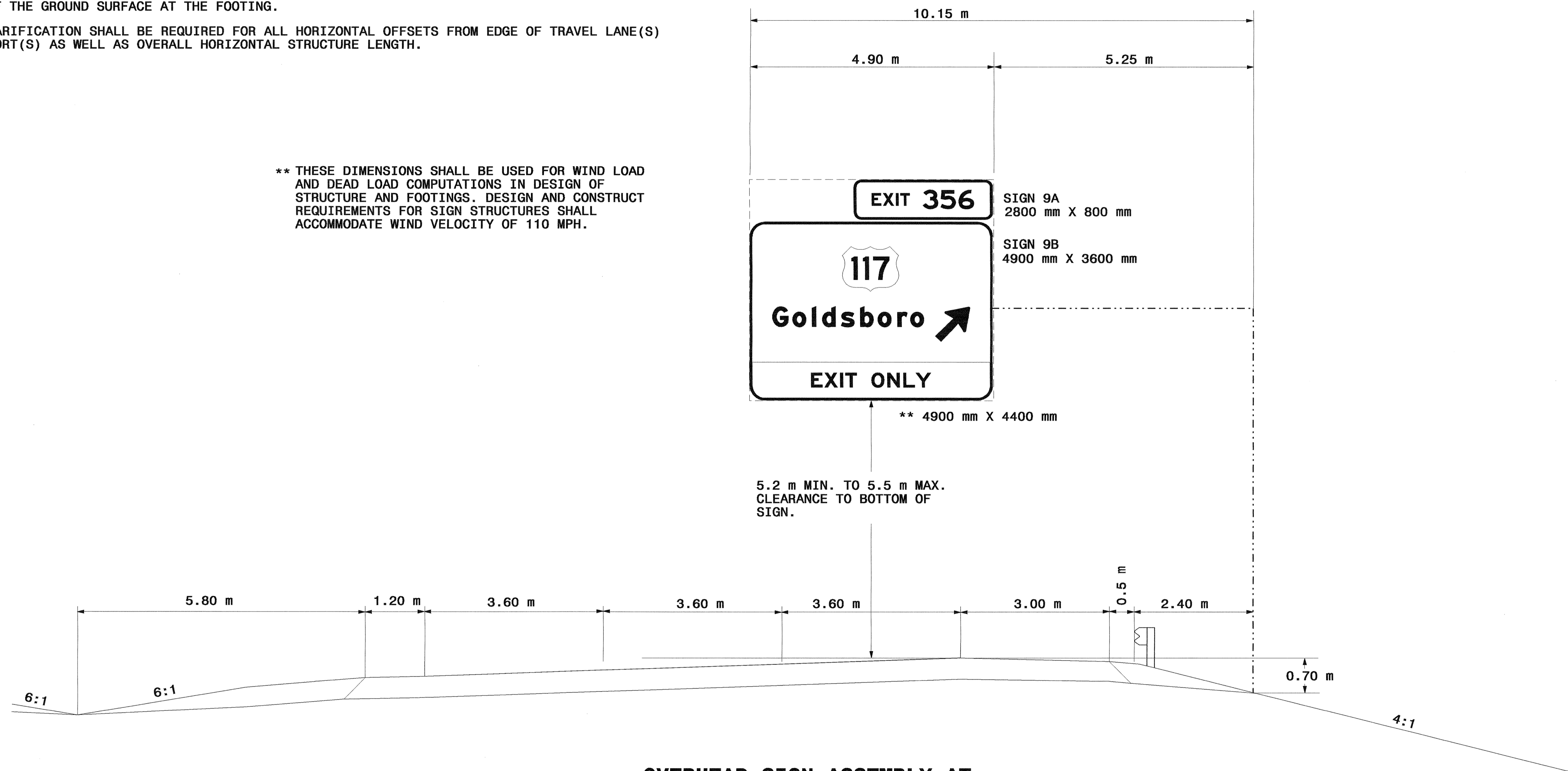
DATE: 12/7/07



NOTES:

1. IF THE CONTRACTOR BIDS ALUMINUM SIGN STRUCTURE, EACH SHALL BE PROVIDED WITH AN APPROVED HIGHWAY TRUSS DAMPER DEVICE IN ACCORDANCE WITH AASHTO SPECIFICATIONS.
2. SIGN HANGERS AND ATTACHMENT HARDWARE SHALL BE PROVIDED AND INSTALLED ON THE ASSEMBLY TO ACCOMMODATE ALL SIGNS SHOWN IN THIS PLAN SHEET.
3. MOUNT SIGNS VERTICALLY CENTERED ON HORIZONTAL MEMBER OF STRUCTURE.
4. FIELD VERIFICATION SHALL BE REQUIRED FOR ALL FOOTING ELEVATIONS AND SLOPES AT SUPPORTS. PER THE LATEST NCDOT STANDARD SPECIFICATIONS FOR ROADS AND STRUCTURES.
5. THE TOP OF THE FOOTING SHALL EXTEND AT LEAST 6" AND NOT MORE THAN 24" ABOVE THE HIGHEST POINT OF THE GROUND SURFACE AT THE FOOTING.
6. FIELD VERIFICATION SHALL BE REQUIRED FOR ALL HORIZONTAL OFFSETS FROM EDGE OF TRAVEL LANE(S) TO SUPPORT(S) AS WELL AS OVERALL HORIZONTAL STRUCTURE LENGTH.

** THESE DIMENSIONS SHALL BE USED FOR WIND LOAD AND DEAD LOAD COMPUTATIONS IN DESIGN OF STRUCTURE AND FOOTINGS. DESIGN AND CONSTRUCT REQUIREMENTS FOR SIGN STRUCTURES SHALL ACCOMMODATE WIND VELOCITY OF 110 MPH.



**OVERHEAD SIGN ASSEMBLY AT
-L- STA. 104+20.00**

**OVERHEAD SIGN ASSEMBLY AT
-L- STA. 104+20.00**



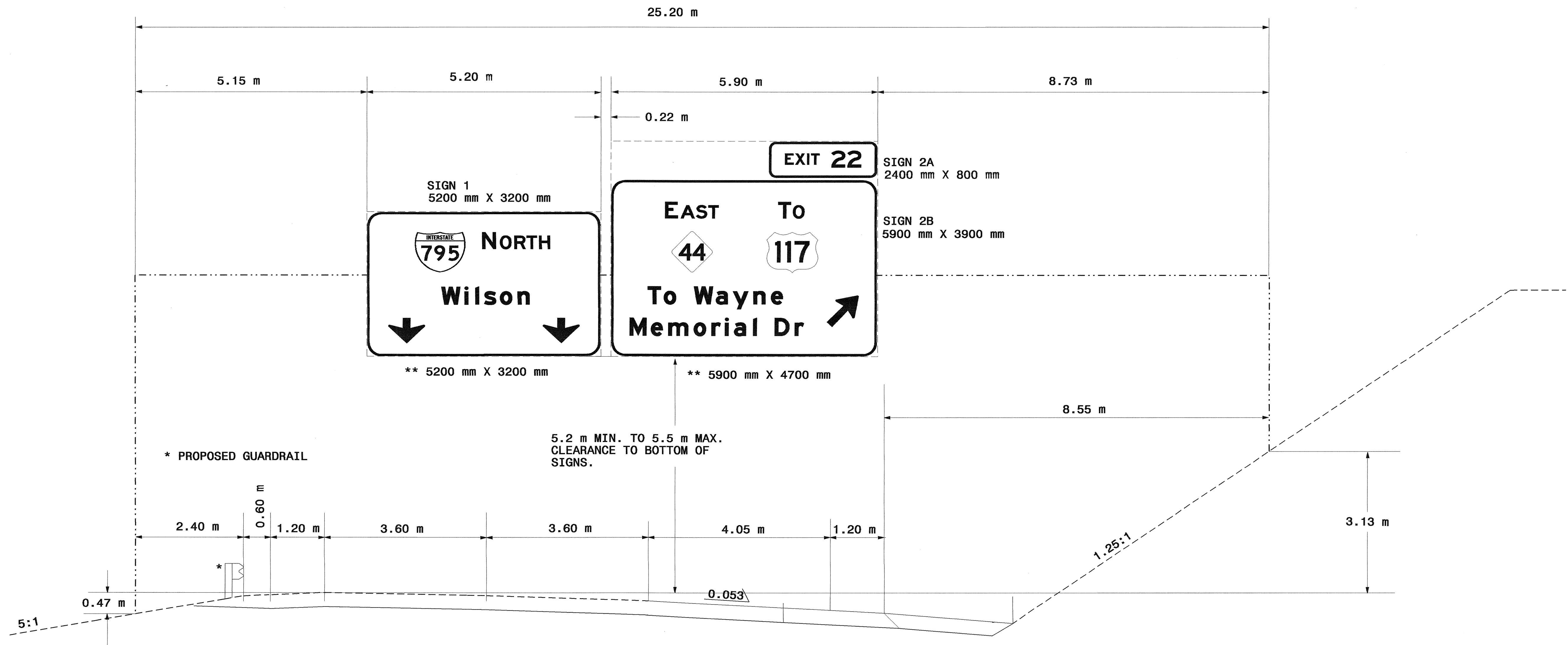
APPROVED: *[Signature]*
DATE: 2/25/08



NOTES:

1. IF THE CONTRACTOR BIDS ALUMINUM SIGN STRUCTURE, EACH SHALL BE PROVIDED WITH AN APPROVED HIGHWAY TRUSS DAMPER DEVICE IN ACCORDANCE WITH AASHTO SPECIFICATIONS.
2. SIGN HANGERS AND ATTACHMENT HARDWARE SHALL BE PROVIDED AND INSTALLED ON THE ASSEMBLY TO ACCOMMODATE ALL SIGNS SHOWN IN THIS PLAN SHEET.
3. MOUNT SIGNS VERTICALLY CENTERED ON HORIZONTAL MEMBER OF STRUCTURE.
4. FIELD VERIFICATION SHALL BE REQUIRED FOR ALL FOOTING ELEVATIONS AND SLOPES AT SUPPORTS. PER THE LATEST NCDOT STANDARD SPECIFICATIONS FOR ROADS AND STRUCTURES.
5. THE TOP OF THE FOOTING SHALL EXTEND AT LEAST 6" AND NOT MORE THAN 24" ABOVE THE HIGHEST POINT OF THE GROUND SURFACE AT THE FOOTING.
6. FIELD VERIFICATION SHALL BE REQUIRED FOR ALL HORIZONTAL OFFSETS FROM EDGE OF TRAVEL LANE(S) TO SUPPORT(S) AS WELL AS OVERALL HORIZONTAL STRUCTURE LENGTH.

** THESE DIMENSIONS SHALL BE USED FOR WIND LOAD AND DEAD LOAD COMPUTATIONS IN DESIGN OF STRUCTURE AND FOOTINGS. DESIGN AND CONSTRUCT REQUIREMENTS FOR SIGN STRUCTURES SHALL ACCOMMODATE WIND VELOCITY OF 110 MPH.



**OVERHEAD SIGN ASSEMBLY AT
-L2RPDB- STA. 00+40.00**

**OVERHEAD SIGN ASSEMBLY AT
-L2RPDB- STA. 0+40.00**



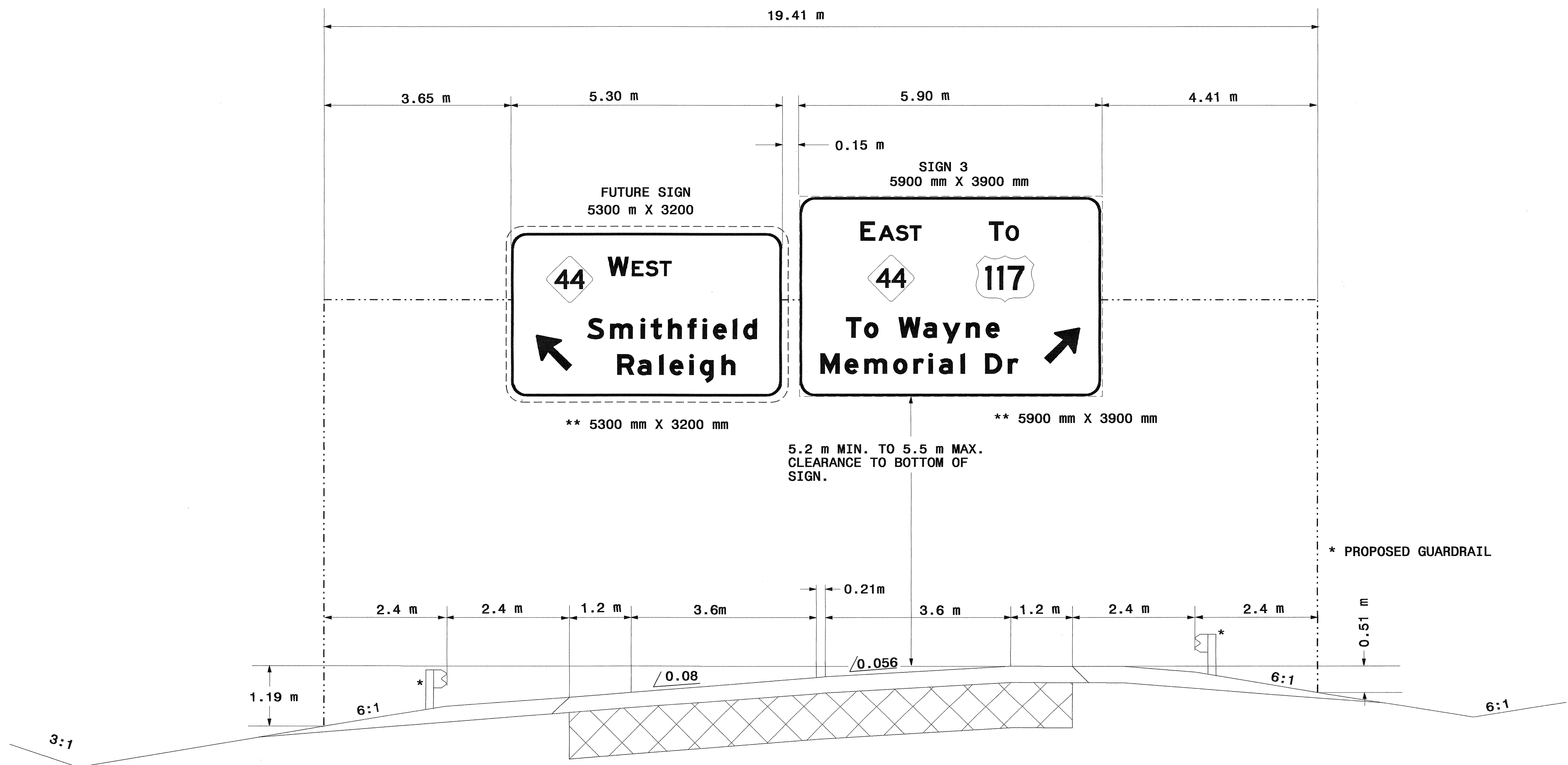
TIP NO. R-2554BA	SHEET NO. SIGN-9
APPROVED: <i>[Signature]</i>	
DATE: 2/22/05	
SEAL	



NOTES:

1. IF THE CONTRACTOR BIDS ALUMINUM SIGN STRUCTURE, EACH SHALL BE PROVIDED WITH AN APPROVED HIGHWAY TRUSS DAMPER DEVICE IN ACCORDANCE WITH AASHTO SPECIFICATIONS.
2. SIGN HANGERS AND ATTACHMENT HARDWARE SHALL BE PROVIDED AND INSTALLED ON THE ASSEMBLY TO ACCOMMODATE ALL SIGNS SHOWN IN THIS PLAN SHEET.
3. MOUNT SIGNS VERTICALLY CENTERED ON HORIZONTAL MEMBER OF STRUCTURE.
4. FIELD VERIFICATION SHALL BE REQUIRED FOR ALL FOOTING ELEVATIONS AND SLOPES AT SUPPORTS. PER THE LATEST NCDOT STANDARD SPECIFICATIONS FOR ROADS AND STRUCTURES.
5. THE TOP OF THE FOOTING SHALL EXTEND AT LEAST 6" AND NOT MORE THAN 24" ABOVE THE HIGHEST POINT OF THE GROUND SURFACE AT THE FOOTING.
6. FIELD VERIFICATION SHALL BE REQUIRED FOR ALL HORIZONTAL OFFSETS FROM EDGE OF TRAVEL LANE(S) TO SUPPORT(S) AS WELL AS OVERALL HORIZONTAL STRUCTURE LENGTH.

** THESE DIMENSIONS SHALL BE USED FOR WIND LOAD AND DEAD LOAD COMPUTATIONS IN DESIGN OF STRUCTURE AND FOOTINGS. DESIGN AND CONSTRUCT REQUIREMENTS FOR SIGN STRUCTURES SHALL ACCOMMODATE WIND VELOCITY OF 110 MPH.




**OVERHEAD SIGN ASSEMBLY AT
-L2RPDB- STA. 03+40.00**

**OVERHEAD SIGN ASSEMBLY AT
-L2RPDB- STA. 03+40.00**



TIP NO. R-2554BA	SHEET NO. SIGN-10
---------------------	----------------------

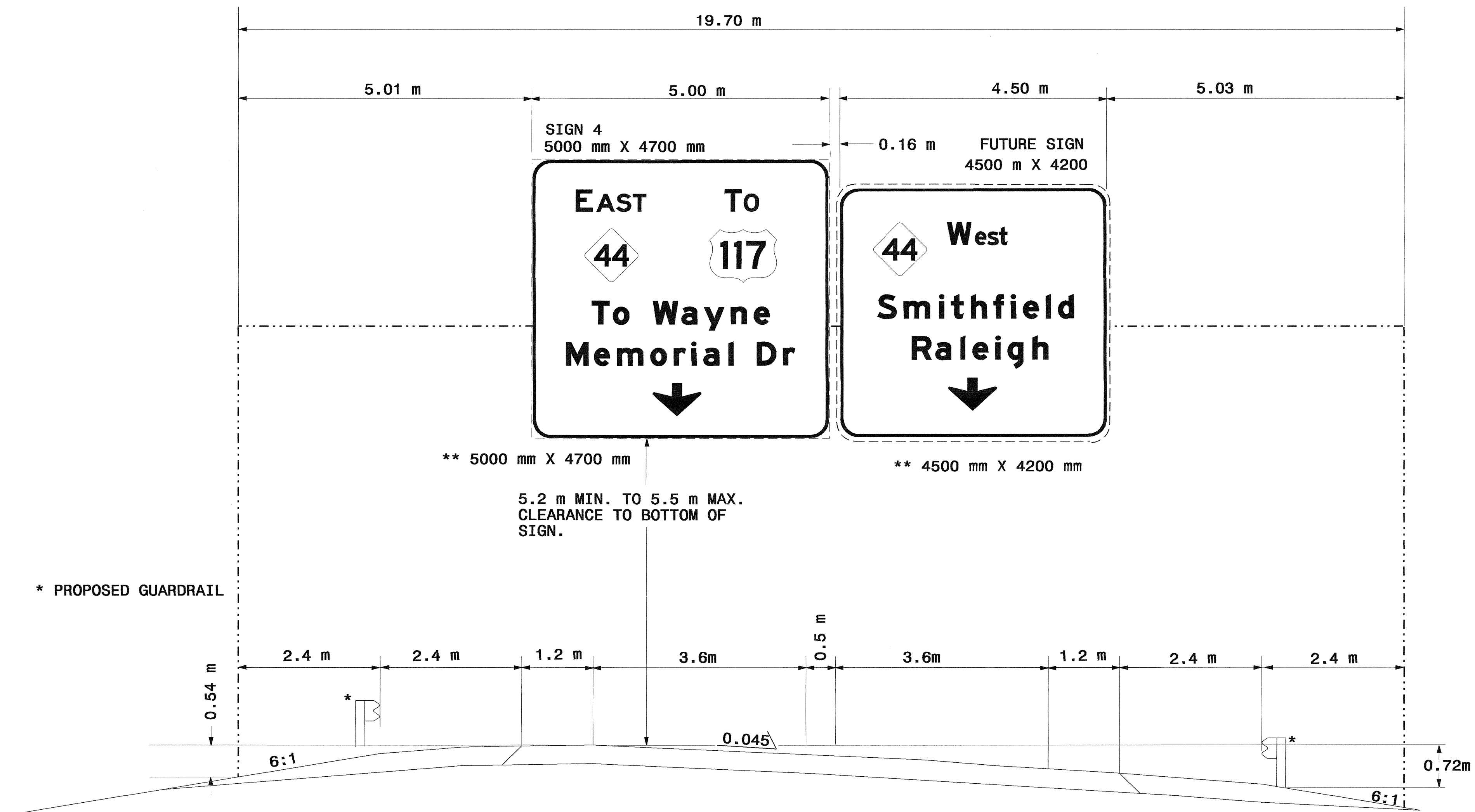
APPROVED: *[Signature]*
DATE: 2/22/08



NOTES:

1. IF THE CONTRACTOR BIDS ALUMINUM SIGN STRUCTURE, EACH SHALL BE PROVIDED WITH AN APPROVED HIGHWAY TRUSS DAMPER DEVICE IN ACCORDANCE WITH AASHTO SPECIFICATIONS.
2. SIGN HANGERS AND ATTACHMENT HARDWARE SHALL BE PROVIDED AND INSTALLED ON THE ASSEMBLY TO ACCOMMODATE ALL SIGNS SHOWN IN THIS PLAN SHEET.
3. MOUNT SIGNS VERTICALLY CENTERED ON HORIZONTAL MEMBER OF STRUCTURE.
4. FIELD VERIFICATION SHALL BE REQUIRED FOR ALL FOOTING ELEVATIONS AND SLOPES AT SUPPORTS. PER THE LATEST NCDOT STANDARD SPECIFICATIONS FOR ROADS AND STRUCTURES.
5. THE TOP OF THE FOOTING SHALL EXTEND AT LEAST 6" AND NOT MORE THAN 24" ABOVE THE HIGHEST POINT OF THE GROUND SURFACE AT THE FOOTING.
6. FIELD VERIFICATION SHALL BE REQUIRED FOR ALL HORIZONTAL OFFSETS FROM EDGE OF TRAVEL LANE(S) TO SUPPORT(S) AS WELL AS OVERALL HORIZONTAL STRUCTURE LENGTH.

** THESE DIMENSIONS SHALL BE USED FOR WIND LOAD AND DEAD LOAD COMPUTATIONS IN DESIGN OF STRUCTURE AND FOOTINGS. DESIGN AND CONSTRUCT REQUIREMENTS FOR SIGN STRUCTURES SHALL ACCOMMODATE WIND VELOCITY OF 110 MPH.



**OVERHEAD SIGN ASSEMBLY AT
-L2RPBD- STA. 3+60**

**OVERHEAD SIGN ASSEMBLY AT
-L2RPBD- STA. 3+60**

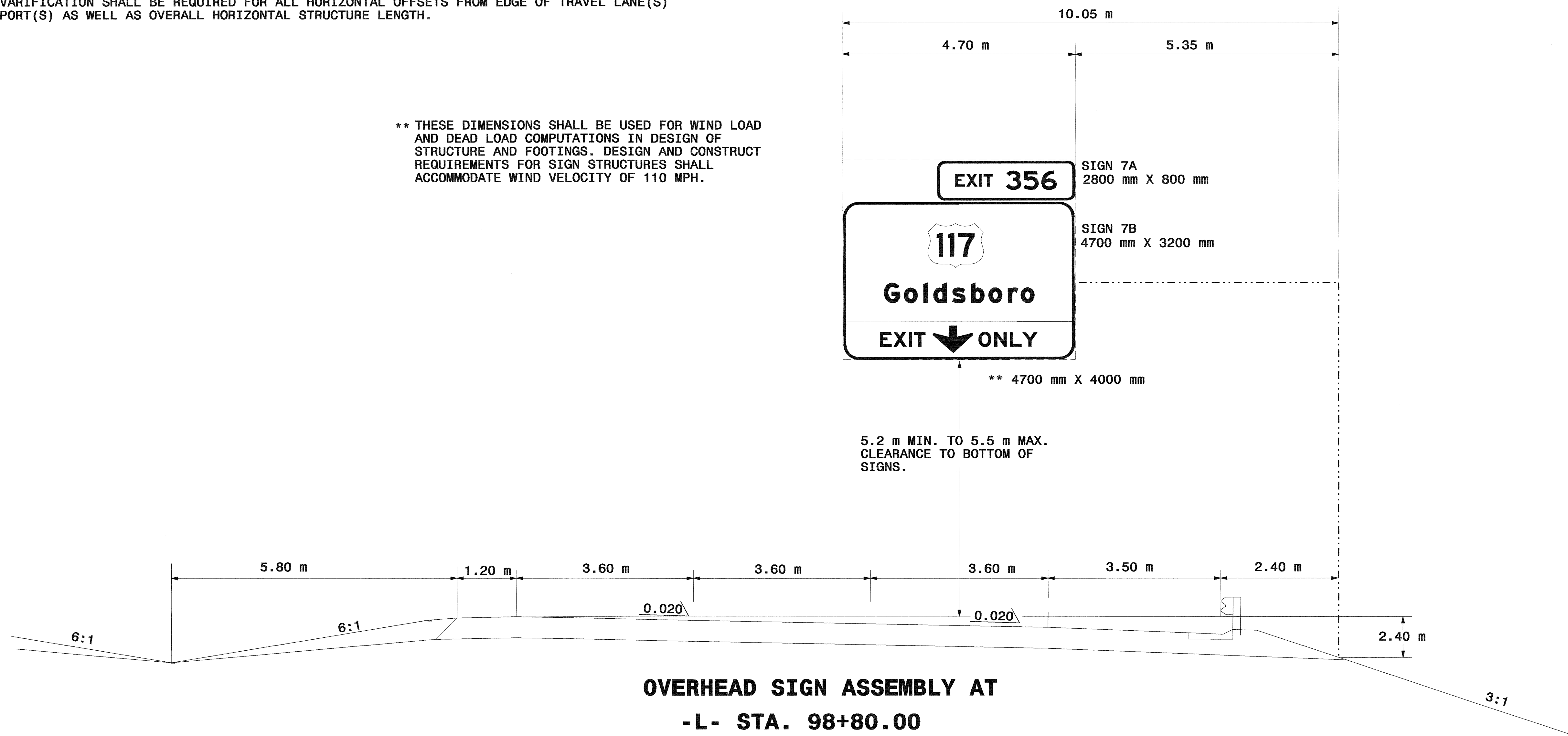


TIP NO. R-2554BA	SHEET NO. SIGN-11
APPROVED: <i>[Signature]</i>	
DATE: 12/7/07	
SEAL	

NOTES:

1. IF THE CONTRACTOR BIDS ALUMINUM SIGN STRUCTURE, EACH SHALL BE PROVIDED WITH AN APPROVED HIGHWAY TRUSS DAMPER DEVICE IN ACCORDANCE WITH AASHTO SPECIFICATIONS.
2. SIGN HANGERS AND ATTACHMENT HARDWARE SHALL BE PROVIDED AND INSTALLED ON THE ASSEMBLY TO ACCOMMODATE ALL SIGNS SHOWN IN THIS PLAN SHEET.
3. MOUNT SIGNS VERTICALLY CENTERED ON HORIZONTAL MEMBER OF STRUCTURE.
4. FIELD VERIFICATION SHALL BE REQUIRED FOR ALL FOOTING ELEVATIONS AND SLOPES AT SUPPORTS. PER THE LATEST NCDOT STANDARD SPECIFICATIONS FOR ROADS AND STRUCTURES.
5. THE TOP OF THE FOOTING SHALL EXTEND AT LEAST 6" AND NOT MORE THAN 24" ABOVE THE HIGHEST POINT OF THE GROUND SURFACE AT THE FOOTING.
6. FIELD VERIFICATION SHALL BE REQUIRED FOR ALL HORIZONTAL OFFSETS FROM EDGE OF TRAVEL LANE(S) TO SUPPORT(S) AS WELL AS OVERALL HORIZONTAL STRUCTURE LENGTH.

** THESE DIMENSIONS SHALL BE USED FOR WIND LOAD AND DEAD LOAD COMPUTATIONS IN DESIGN OF STRUCTURE AND FOOTINGS. DESIGN AND CONSTRUCT REQUIREMENTS FOR SIGN STRUCTURES SHALL ACCOMMODATE WIND VELOCITY OF 110 MPH.



**OVERHEAD SIGN ASSEMBLY AT
-L- STA. 98+80.00**

**OVERHEAD SIGN ASSEMBLY AT
-L- STA. 98+80.00**



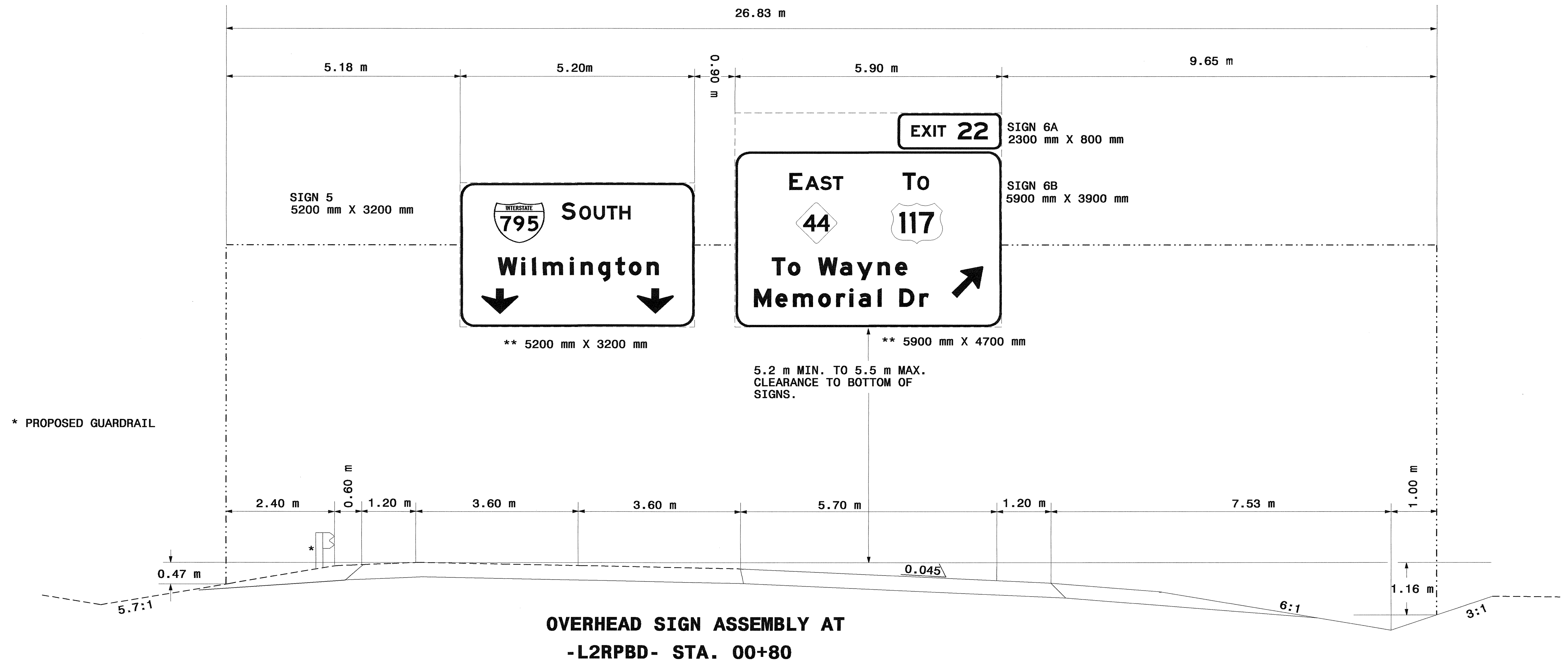
TIP NO. R-2554BA	SHEET NO. SIGN-12
APPROVED: <i>[Signature]</i>	
DATE: 2/25/08	
SEAL	



NOTES:

1. IF THE CONTRACTOR BIDS ALUMINUM SIGN STRUCTURE, EACH SHALL BE PROVIDED WITH AN APPROVED HIGHWAY TRUSS DAMPER DEVICE IN ACCORDANCE WITH AASHTO SPECIFICATIONS.
2. SIGN HANGERS AND ATTACHMENT HARDWARE SHALL BE PROVIDED AND INSTALLED ON THE ASSEMBLY TO ACCOMMODATE ALL SIGNS SHOWN IN THIS PLAN SHEET.
3. MOUNT SIGNS VERTICALLY CENTERED ON HORIZONTAL MEMBER OF STRUCTURE.
4. FIELD VERIFICATION SHALL BE REQUIRED FOR ALL FOOTING ELEVATIONS AND SLOPES AT SUPPORTS. PER THE LATEST NCDOT STANDARD SPECIFICATIONS FOR ROADS AND STRUCTURES.
5. THE TOP OF THE FOOTING SHALL EXTEND AT LEAST 6" AND NOT MORE THAN 24" ABOVE THE HIGHEST POINT OF THE GROUND SURFACE AT THE FOOTING.
6. FIELD VERIFICATION SHALL BE REQUIRED FOR ALL HORIZONTAL OFFSETS FROM EDGE OF TRAVEL LANE(S) TO SUPPORT(S) AS WELL AS OVERALL HORIZONTAL STRUCTURE LENGTH.

** THESE DIMENSIONS SHALL BE USED FOR WIND LOAD AND DEAD LOAD COMPUTATIONS IN DESIGN OF STRUCTURE AND FOOTINGS. DESIGN AND CONSTRUCT REQUIREMENTS FOR SIGN STRUCTURES SHALL ACCOMMODATE WIND VELOCITY OF 110 MPH.



**OVERHEAD SIGN ASSEMBLY AT
-L2RPBD- STA. 00+80**

**OVERHEAD SIGN ASSEMBLY AT
-L2RPBD- STA. 0+80**



APPROVED: *[Signature]*

DATE: 12/7/07

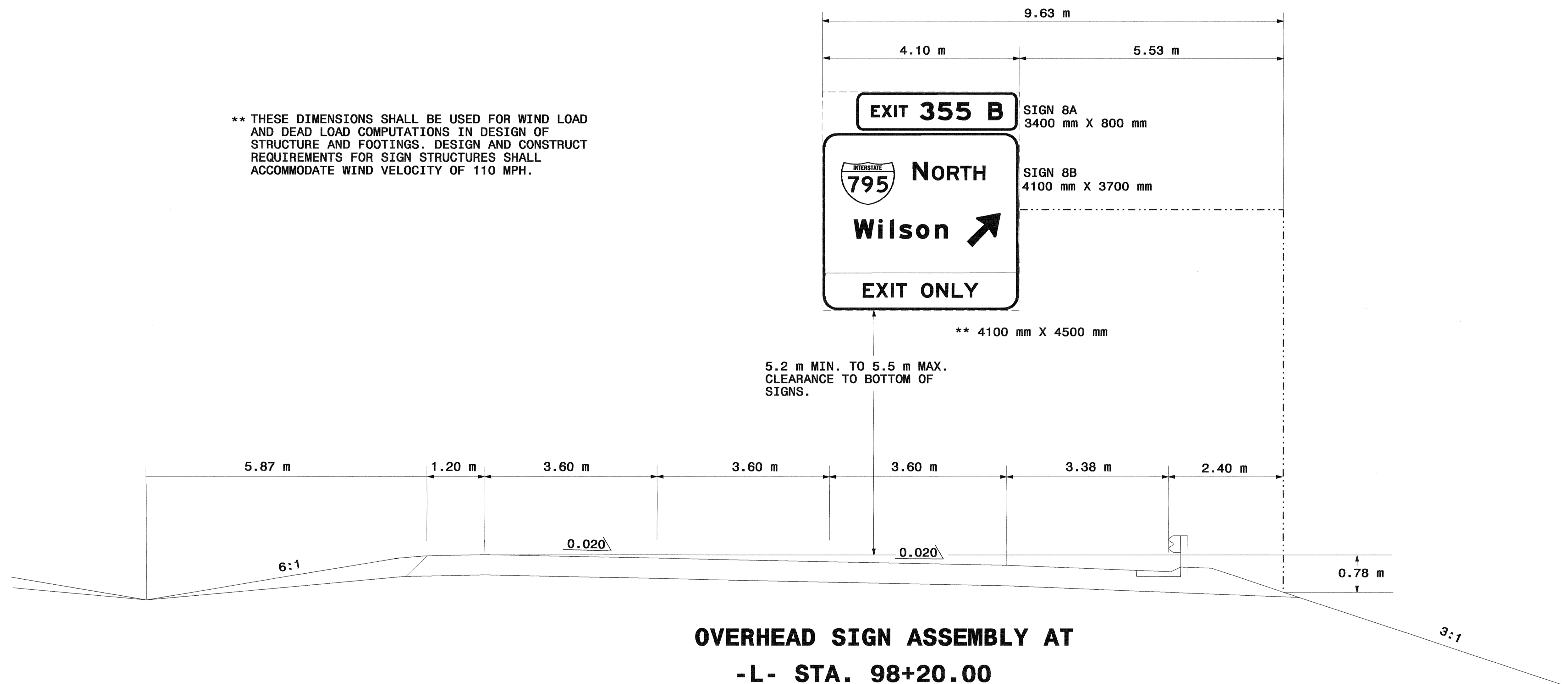
SEAL



NOTES:

1. IF THE CONTRACTOR BIDS ALUMINUM SIGN STRUCTURE, EACH SHALL BE PROVIDED WITH AN APPROVED HIGHWAY TRUSS DAMPER DEVICE IN ACCORDANCE WITH AASHTO SPECIFICATIONS.
2. SIGN HANGERS AND ATTACHMENT HARDWARE SHALL BE PROVIDED AND INSTALLED ON THE ASSEMBLY TO ACCOMMODATE ALL SIGNS SHOWN IN THIS PLAN SHEET.
3. MOUNT SIGNS VERTICALLY CENTERED ON HORIZONTAL MEMBER OF STRUCTURE.
4. FIELD VERIFICATION SHALL BE REQUIRED FOR ALL FOOTING ELEVATIONS AND SLOPES AT SUPPORTS. PER THE LATEST NCDOT STANDARD SPECIFICATIONS FOR ROADS AND STRUCTURES.
5. THE TOP OF THE FOOTING SHALL EXTEND AT LEAST 6" AND NOT MORE THAN 24" ABOVE THE HIGHEST POINT OF THE GROUND SURFACE AT THE FOOTING.
6. FIELD VERIFICATION SHALL BE REQUIRED FOR ALL HORIZONTAL OFFSETS FROM EDGE OF TRAVEL LANE(S) TO SUPPORT(S) AS WELL AS OVERALL HORIZONTAL STRUCTURE LENGTH.

** THESE DIMENSIONS SHALL BE USED FOR WIND LOAD AND DEAD LOAD COMPUTATIONS IN DESIGN OF STRUCTURE AND FOOTINGS. DESIGN AND CONSTRUCT REQUIREMENTS FOR SIGN STRUCTURES SHALL ACCOMMODATE WIND VELOCITY OF 110 MPH.



**OVERHEAD SIGN ASSEMBLY AT
-L- STA. 98+20.00**

**OVERHEAD SIGN ASSEMBLY AT
-L- STA. 98+20.00**



TIP NO. R-2554BA	SHEET NO. SIGN-14
---------------------	----------------------

APPROVED: *Syvan Alquodh*

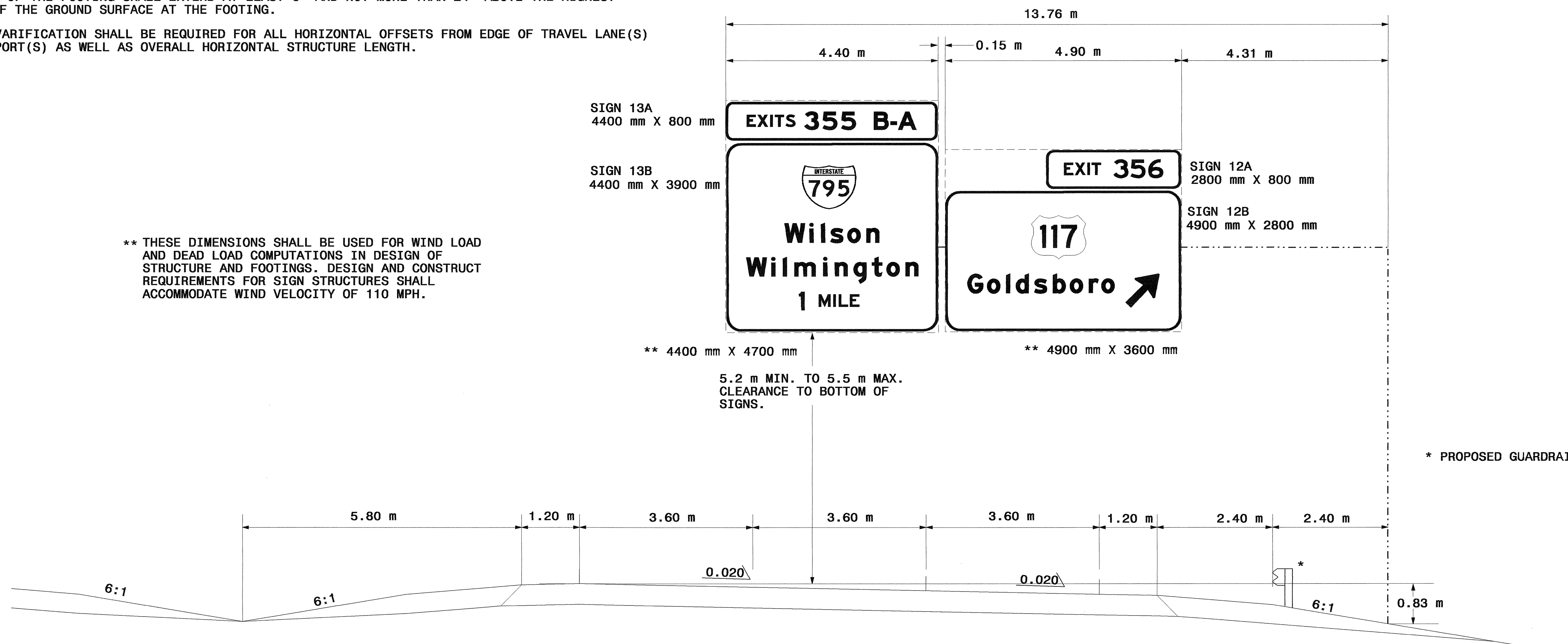
DATE: 2/25/08



NOTES:

1. IF THE CONTRACTOR BIDS ALUMINUM SIGN STRUCTURE, EACH SHALL BE PROVIDED WITH AN APPROVED HIGHWAY TRUSS DAMPER DEVICE IN ACCORDANCE WITH AASHTO SPECIFICATIONS.
2. SIGN HANGERS AND ATTACHMENT HARDWARE SHALL BE PROVIDED AND INSTALLED ON THE ASSEMBLY TO ACCOMMODATE ALL SIGNS SHOWN IN THIS PLAN SHEET.
3. MOUNT SIGNS VERTICALLY CENTERED ON HORIZONTAL MEMBER OF STRUCTURE.
4. FIELD VERIFICATION SHALL BE REQUIRED FOR ALL FOOTING ELEVATIONS AND SLOPES AT SUPPORTS. PER THE LATEST NCDOT STANDARD SPECIFICATIONS FOR ROADS AND STRUCTURES.
5. THE TOP OF THE FOOTING SHALL EXTEND AT LEAST 6" AND NOT MORE THAN 24" ABOVE THE HIGHEST POINT OF THE GROUND SURFACE AT THE FOOTING.
6. FIELD VERIFICATION SHALL BE REQUIRED FOR ALL HORIZONTAL OFFSETS FROM EDGE OF TRAVEL LANE(S) TO SUPPORT(S) AS WELL AS OVERALL HORIZONTAL STRUCTURE LENGTH.

** THESE DIMENSIONS SHALL BE USED FOR WIND LOAD AND DEAD LOAD COMPUTATIONS IN DESIGN OF STRUCTURE AND FOOTINGS. DESIGN AND CONSTRUCT REQUIREMENTS FOR SIGN STRUCTURES SHALL ACCOMMODATE WIND VELOCITY OF 110 MPH.



**OVERHEAD SIGN ASSEMBLY AT
-L- STA. 109+70.00**

**OVERHEAD SIGN ASSEMBLY AT
-L- STA. 109+70.00**



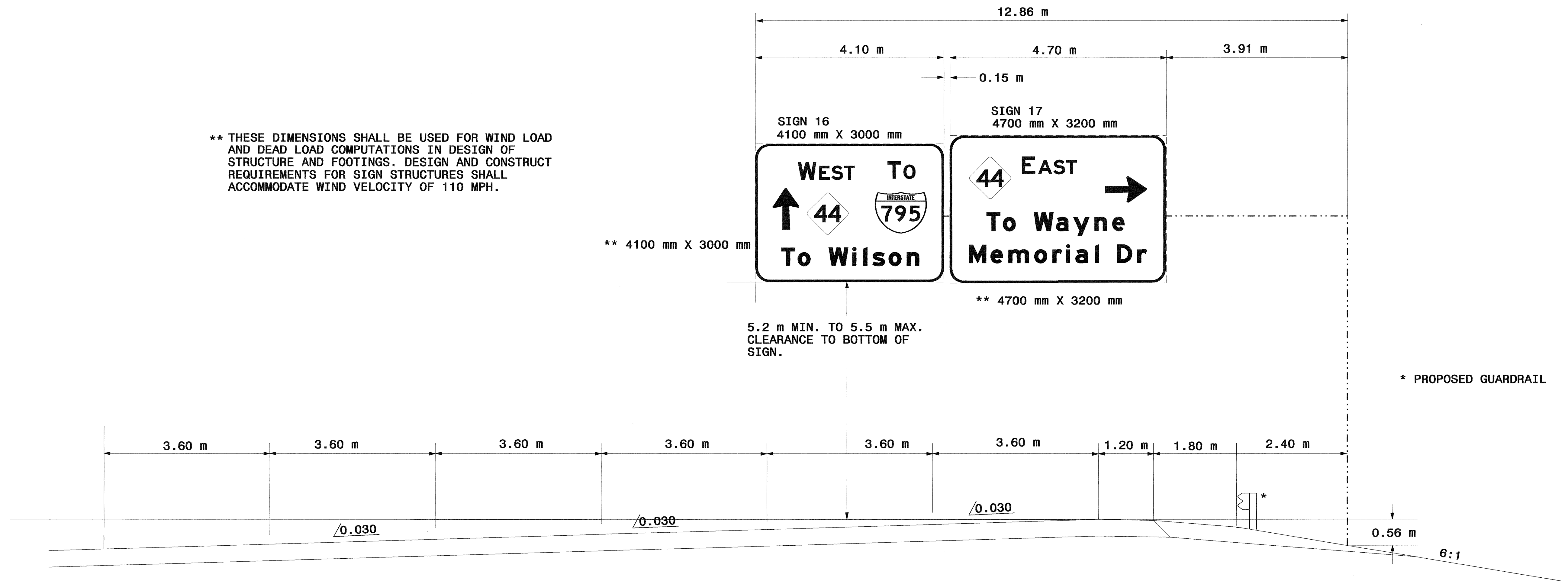
TIP NO. R-2554BA	SHEET NO. SIGN-15
APPROVED: <i>[Signature]</i>	
DATE: 2/22/08	
SEAL	



NOTES:

1. IF THE CONTRACTOR BIDS ALUMINUM SIGN STRUCTURE, EACH SHALL BE PROVIDED WITH AN APPROVED HIGHWAY TRUSS DAMPER DEVICE IN ACCORDANCE WITH AASHTO SPECIFICATIONS.
2. SIGN HANGERS AND ATTACHMENT HARDWARE SHALL BE PROVIDED AND INSTALLED ON THE ASSEMBLY TO ACCOMMODATE ALL SIGNS SHOWN IN THIS PLAN SHEET.
3. MOUNT SIGNS VERTICALLY CENTERED ON HORIZONTAL MEMBER OF STRUCTURE.
4. FIELD VERIFICATION SHALL BE REQUIRED FOR ALL FOOTING ELEVATIONS AND SLOPES AT SUPPORTS. PER THE LATEST NCDOT STANDARD SPECIFICATIONS FOR ROADS AND STRUCTURES.
5. THE TOP OF THE FOOTING SHALL EXTEND AT LEAST 6" AND NOT MORE THAN 24" ABOVE THE HIGHEST POINT OF THE GROUND SURFACE AT THE FOOTING.
6. FIELD VERIFICATION SHALL BE REQUIRED FOR ALL HORIZONTAL OFFSETS FROM EDGE OF TRAVEL LANE(S) TO SUPPORT(S) AS WELL AS OVERALL HORIZONTAL STRUCTURE LENGTH.


** THESE DIMENSIONS SHALL BE USED FOR WIND LOAD AND DEAD LOAD COMPUTATIONS IN DESIGN OF STRUCTURE AND FOOTINGS. DESIGN AND CONSTRUCT REQUIREMENTS FOR SIGN STRUCTURES SHALL ACCOMMODATE WIND VELOCITY OF 110 MPH.



**OVERHEAD SIGN ASSEMBLY AT
-Y2- STA. 18+30.00**

**OVERHEAD SIGN ASSEMBLY AT
-Y2- STA. 18+30.00**

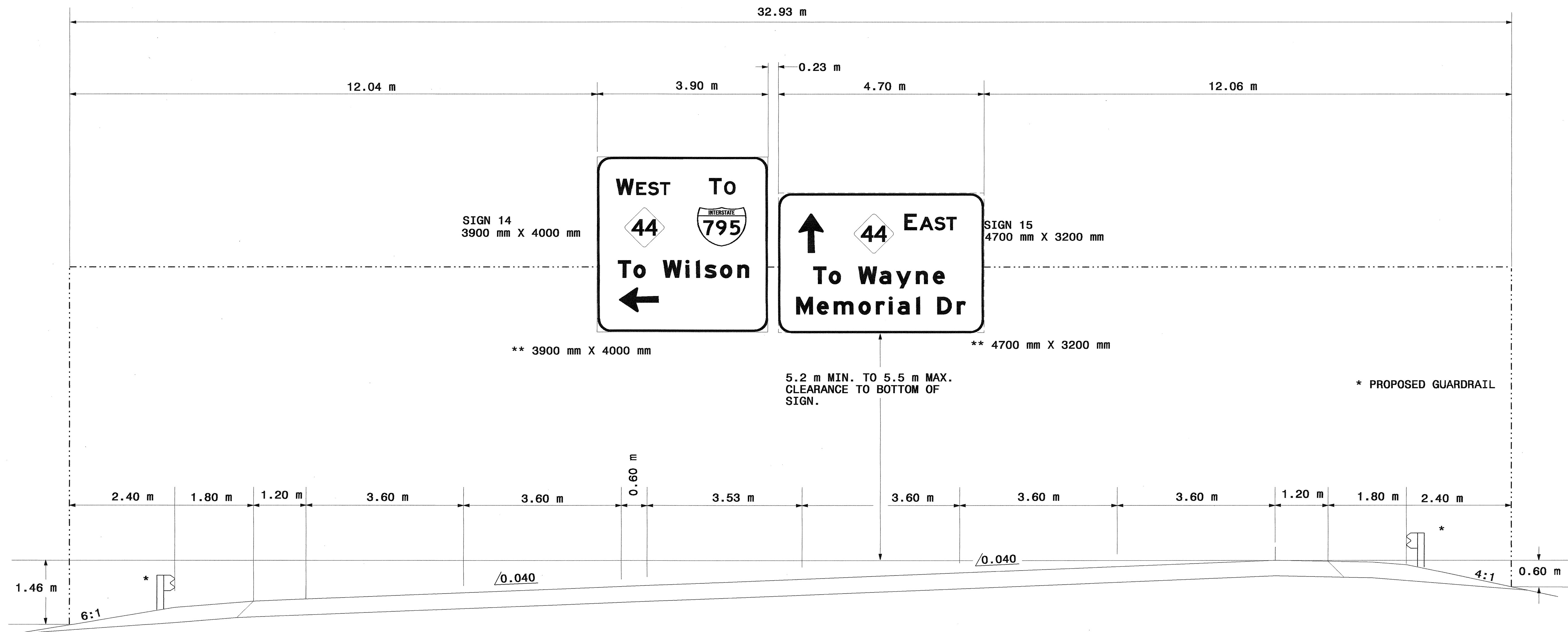


TIP NO. R-2554BA	SHEET NO. SIGN-16
APPROVED: <i>[Signature]</i>	
DATE: 2/25/08	
SEAL	
	

NOTES:

1. IF THE CONTRACTOR BIDS ALUMINUM SIGN STRUCTURE, EACH SHALL BE PROVIDED WITH AN APPROVED HIGHWAY TRUSS DAMPER DEVICE IN ACCORDANCE WITH AASHTO SPECIFICATIONS.
2. SIGN HANGERS AND ATTACHMENT HARDWARE SHALL BE PROVIDED AND INSTALLED ON THE ASSEMBLY TO ACCOMMODATE ALL SIGNS SHOWN IN THIS PLAN SHEET.
3. MOUNT SIGNS VERTICALLY CENTERED ON HORIZONTAL MEMBER OF STRUCTURE.
4. FIELD VERIFICATION SHALL BE REQUIRED FOR ALL FOOTING ELEVATIONS AND SLOPES AT SUPPORTS. PER THE LATEST NCDOT STANDARD SPECIFICATIONS FOR ROADS AND STRUCTURES.
5. THE TOP OF THE FOOTING SHALL EXTEND AT LEAST 6" AND NOT MORE THAN 24" ABOVE THE HIGHEST POINT OF THE GROUND SURFACE AT THE FOOTING.
6. FIELD VERIFICATION SHALL BE REQUIRED FOR ALL HORIZONTAL OFFSETS FROM EDGE OF TRAVEL LANE(S) TO SUPPORT(S) AS WELL AS OVERALL HORIZONTAL STRUCTURE LENGTH.

** THESE DIMENSIONS SHALL BE USED FOR WIND LOAD AND DEAD LOAD COMPUTATIONS IN DESIGN OF STRUCTURE AND FOOTINGS. DESIGN AND CONSTRUCT REQUIREMENTS FOR SIGN STRUCTURES SHALL ACCOMMODATE WIND VELOCITY OF 110 MPH.



**OVERHEAD SIGN ASSEMBLY AT
-Y2- STA. 23+60.00**

**OVERHEAD SIGN ASSEMBLY AT
-Y2- STA. 23+60.00**



TIP NO. R-2554BA	SHEET NO. SIGN-17
APPROVED: <i>[Signature]</i>	
DATE: 12/7/07	
SEAL	

SIGN NUMBER: 1 TYPE: A QUANTITY: 1	BACKG COLOR: Green COPY COLOR: White	DESIGN BY: D. Pillar PROJECT ID: R-2554BA	CHECKED BY: D.M. Eaton DIV: 4	DATE: Dec 03, 2007
--	---	--	----------------------------------	--------------------

SIGN WIDTH: 5200mm
 HEIGHT: 3200mm
 TOTAL AREA: 16.6 Sq.m
 BORDER TYPE: FLUSH
 RECESS: 0mm
 WIDTH: 50mm
 RADII: 300mm
 NO. Z BARS: 3
 LENGTH: 4996.8
 MAT'L: 0.125" (3.2 mm) ALUMINUM

USE NOTES: 1, 3, 4
 1. Legend and border shall be direct applied Type IX reflective sheeting.
 2. Legend and border shall be direct applied non-reflective sheeting.
 3. Shields shall be Type IX reflective sheeting on 0.032" (0.8mm) aluminum and demountable.
 4. Background shall be Type IX reflective sheeting.
 5. Background shall be Type IX reflective sheeting.
 6. Center arrow(s) vertically on sign.
 7. Bottom panel shall be yellow Type III sheeting. Legend shall be direct applied black non-reflective sheeting. Yellow panel is:

LETTER POSITIONS

Letter locations are panel edge to lower left corner						Series/Size	Text Length
N	O	R	T	H		E	2000
2566	2961	3282	3558	3834			1512
W	I	L	S	O	N	EM	2000
1651	2171	2411	2607	2959	3355		1968

FILENAME: Sign00e NORTH CAROLINA D.O.T. SIGN DETAIL

SIGN NUMBER: 2A TYPE: D QUANTITY: 1	BACKG COLOR: Green COPY COLOR: White	DESIGN BY: D. Pillar PROJECT ID: R-2554BA	CHECKED BY: D.M. Eaton DIV: 4	DATE: Nov 25, 2007
---	---	--	----------------------------------	--------------------

SIGN WIDTH: 2400mm
 HEIGHT: 800mm
 TOTAL AREA: 1.9 Sq.m
 BORDER TYPE: FLUSH
 RECESS: 0mm
 WIDTH: 50mm
 RADII: 150mm
 NO. Z BARS: 2
 LENGTH: 4996.8
 MAT'L: 0.125" (3.2 mm) ALUMINUM

USE NOTES: 1, 4
 1. Legend and border shall be direct applied Type IX reflective sheeting.
 2. Legend and border shall be direct applied non-reflective sheeting.
 3. Shields shall be Type IX reflective sheeting on 0.032" (0.8mm) aluminum and demountable.
 4. Background shall be Type IX reflective sheeting.
 5. Background shall be Type IX reflective sheeting.
 6. Center arrow(s) vertically on sign.
 7. Bottom panel shall be yellow Type III sheeting. Legend shall be direct applied black non-reflective sheeting. Yellow panel is:

LETTER POSITIONS

Letter locations are panel edge to lower left corner						Series/Size	Text Length
E	X	I	T			E	2000
356	578	846	933				765
2	2					E	2000
1384	1741						660

FILENAME: Sign00e NORTH CAROLINA D.O.T. SIGN DETAIL

SIGN NUMBER: 2B TYPE: A QUANTITY: 1	BACKG COLOR: Green COPY COLOR: White	DESIGN BY: D. Pillar PROJECT ID: R-2554BA	CHECKED BY: D.M. Eaton DIV: 4	DATE: Nov 25, 2007
---	---	--	----------------------------------	--------------------

SIGN WIDTH: 5900mm
 HEIGHT: 3900mm
 TOTAL AREA: 23.0 Sq.m
 BORDER TYPE: FLUSH
 RECESS: 0mm
 WIDTH: 50mm
 RADII: 300mm
 NO. Z BARS: 4
 LENGTH: 5696.8
 MAT'L: 0.125" (3.2 mm) ALUMINUM

USE NOTES: 1, 3, 4
 1. Legend and border shall be direct applied Type IX reflective sheeting.
 2. Legend and border shall be direct applied non-reflective sheeting.
 3. Shields shall be Type IX reflective sheeting on 0.032" (0.8mm) aluminum and demountable.
 4. Background shall be Type IX reflective sheeting.
 5. Background shall be Type IX reflective sheeting.
 6. Center arrow(s) vertically on sign.
 7. Bottom panel shall be yellow Type III sheeting. Legend shall be direct applied black non-reflective sheeting. Yellow panel is:

LETTER POSITIONS

Letter locations are panel edge to lower left corner												Series/Size	Text Length
E	A	S	T									E	2000
1196	1544	1883	2159										1187
T	O											E	2000
3710	4035												577
T	O	W	A	Y	N	E						EM	2000
811	1167	1439	1839	2323	2703	3159	3547						3000
M	E	M	O	R	I	A	L	D	R			EM	2000
410	882	1270	1834	2230	2526	2730	3154	3234	3634	4078			3868

FILENAME: Sign00e NORTH CAROLINA D.O.T. SIGN DETAIL

SIGN NUMBER: 4 TYPE: A QUANTITY: 1	BACKG COLOR: Green COPY COLOR: White	DESIGN BY: D. Pillar PROJECT ID: R-2554BA	CHECKED BY: D.M. Eaton DIV: 4	DATE: Nov 25, 2007
--	---	--	----------------------------------	--------------------

SIGN WIDTH: 5000mm
 HEIGHT: 4700mm
 TOTAL AREA: 23.5 Sq.m
 BORDER TYPE: FLUSH
 RECESS: 0mm
 WIDTH: 50mm
 RADII: 300mm
 NO. Z BARS: 6
 LENGTH: 4796.8
 MAT'L: 0.125" (3.2 mm) ALUMINUM

USE NOTES: 1, 3, 4
 1. Legend and border shall be direct applied Type IX reflective sheeting.
 2. Legend and border shall be direct applied non-reflective sheeting.
 3. Shields shall be Type IX reflective sheeting on 0.032" (0.8mm) aluminum and demountable.
 4. Background shall be Type IX reflective sheeting.
 5. Background shall be Type IX reflective sheeting.
 6. Center arrow(s) vertically on sign.
 7. Bottom panel shall be yellow Type III sheeting. Legend shall be direct applied black non-reflective sheeting. Yellow panel is:

LETTER POSITIONS

Letter locations are panel edge to lower left corner												Series/Size	Text Length
E	A	S	T									E	2000
733	1081	1420	1696										1187
T	O											E	2000
3247	3572												577
T	O	W	A	Y	N	E						EM	2000
1000	1356	1628	2028	2512	2892	3348	3736						3000
M	E	M	O	R	I	A	L	D	R			EM	2000
568	1038	1426	1990	2386	2682	2886	3310	3390	3790	4234			3868


FILENAME: Sign00e NORTH CAROLINA D.O.T. SIGN DETAIL

NOTE: THIS DRAWING IS DIMENSIONED IN MILLIMETERS UNLESS OTHERWISE DEPICTED WITHIN THE DRAWING.

OVERHEAD SIGN DESIGNS



TIP NO. R-2554BA	SHEET NO. SIGN-18
APPROVED: <i>[Signature]</i>	
DATE: 12/7/07	
SEAL	



SIGN NUMBER: 14 TYPE: A QUANTITY: 1	BACKG COLOR: Green COPY COLOR: White	DESIGN BY: D. Pillar PROJECT ID: R-2554BA	CHECKED BY: D.M. Eaton DIV: 4	DATE: Nov 25, 2007
---	---	--	----------------------------------	--------------------

SYMBOL	X	Y	WID	HT
NI_1	2282	1955	1125	900
NC242	626	1940	900	900
ARMED	498	445	572	900

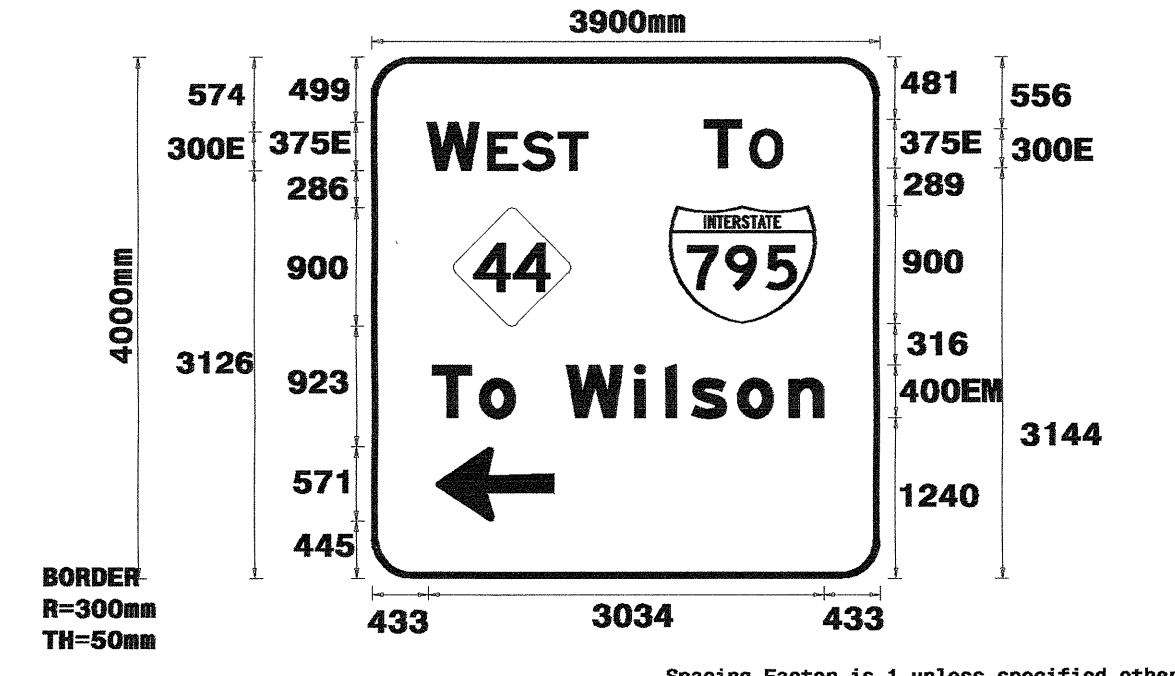
SIGN WIDTH: 3900mm
HEIGHT: 4000mm
TOTAL AREA: 15.6 Sq.m

BORDER TYPE: FLUSH
RECESS: 0mm
WIDTH: 50mm
RADIUS: 300mm

NO. Z BARS: 4
LENGTH: 3696.8

MAT'L: 0.125" (3.2 mm) ALUMINUM

USE NOTES: 1, 3, 4
1. Legend and border shall be direct applied Type IX reflective sheeting.
2. Legend and border shall be direct applied non-reflective sheeting.
3. Shields shall be Type IX reflective sheeting on 0.032" (0.8mm) aluminum and demountable.
4. Background shall be Type IX reflective sheeting.
5. Background shall be Type IX reflective sheeting.
6. Center arrow(s) vertically on sign.
7. Bottom panel shall be yellow Type III sheeting. Legend shall be direct applied black non-reflective sheeting. Yellow panel is:



Letter locations are panel edge to lower left corner

Letter	Series/Size	Text Length
T O	E 2000	599
W E S T	E 2000	1232
T o W i l s o n	EM 2000	2996

FILENAME: Sign0ne NORTH CAROLINA D.O.T. SIGN DETAIL

SIGN NUMBER: 15 TYPE: A QUANTITY: 1	BACKG COLOR: Green COPY COLOR: White	DESIGN BY: D. Pillar PROJECT ID: R-2554BA	CHECKED BY: D.M. Eaton DIV: 4	DATE: Dec 04, 2007
---	---	--	----------------------------------	--------------------

SYMBOL	X	Y	WID	HT
ARMED	464	1840	572	900
NC242	1735	1829	900	900

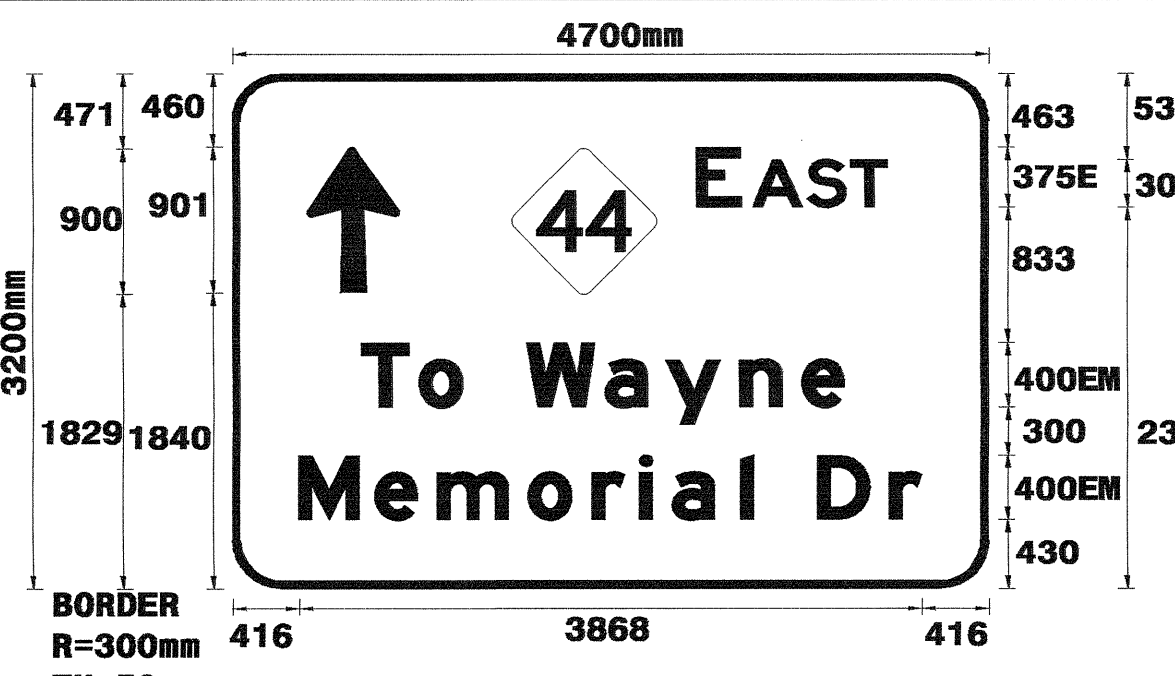
SIGN WIDTH: 4700mm
HEIGHT: 3200mm
TOTAL AREA: 15.0 Sq.m

BORDER TYPE: FLUSH
RECESS: 0mm
WIDTH: 50mm
RADIUS: 300mm

NO. Z BARS: 3
LENGTH: 4496.8

MAT'L: 0.125" (3.2 mm) ALUMINUM

USE NOTES: 1, 3, 4
1. Legend and border shall be direct applied Type IX reflective sheeting.
2. Legend and border shall be direct applied non-reflective sheeting.
3. Shields shall be Type IX reflective sheeting on 0.032" (0.8mm) aluminum and demountable.
4. Background shall be Type IX reflective sheeting.
5. Background shall be Type IX reflective sheeting.
6. Center arrow(s) vertically on sign.
7. Bottom panel shall be yellow Type III sheeting. Legend shall be direct applied black non-reflective sheeting. Yellow panel is:



Letter locations are panel edge to lower left corner

Letter	Series/Size	Text Length
E A S T	E 2000	1187
T o W a y n e M e m o r i a l D r	EM 2000	3000

FILENAME: Sign0ne NORTH CAROLINA D.O.T. SIGN DETAIL

SIGN NUMBER: 3 TYPE: A QUANTITY: 1	BACKG COLOR: Green COPY COLOR: White	DESIGN BY: D. Pillar PROJECT ID: R-2554BA	CHECKED BY: D.M. Eaton DIV: 4	DATE: Nov 25, 2007
--	---	--	----------------------------------	--------------------

SYMBOL	X	Y	WID	HT
NC242	1342	1862	900	900
NI_4	3451	1848	1135	900
ARMED	4790	646	572	900

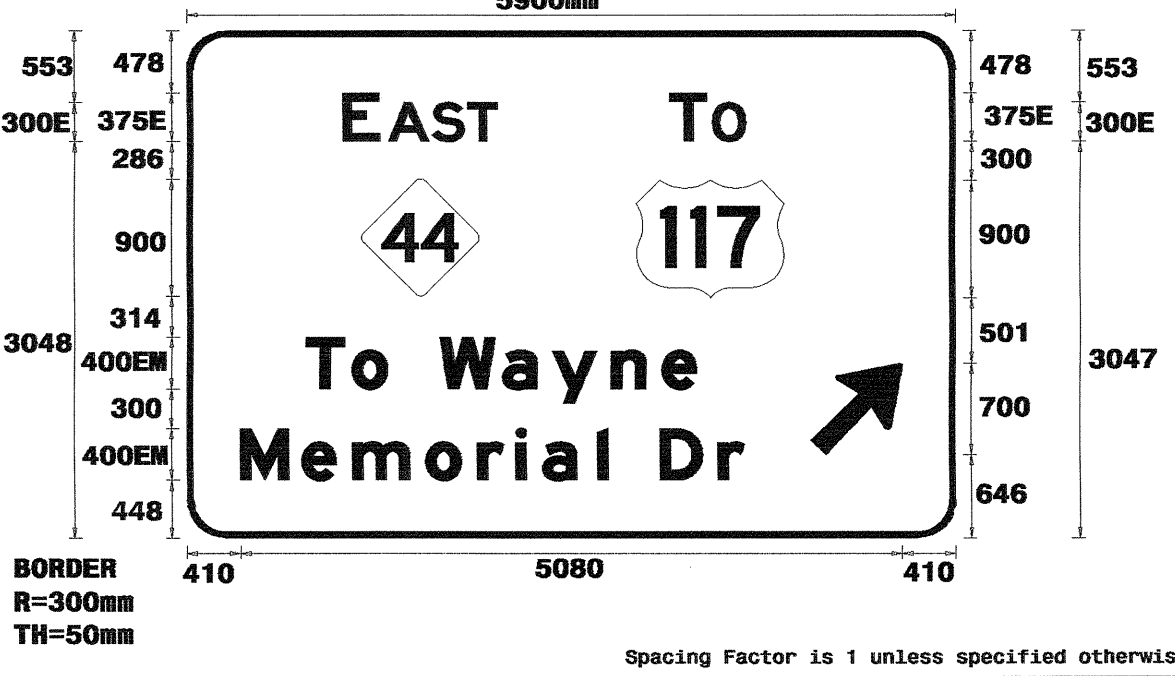
SIGN WIDTH: 5900mm
HEIGHT: 3900mm
TOTAL AREA: 23.0 Sq.m

BORDER TYPE: FLUSH
RECESS: 0mm
WIDTH: 50mm
RADIUS: 300mm

NO. Z BARS: 4
LENGTH: 5696.8

MAT'L: 0.125" (3.2 mm) ALUMINUM

USE NOTES: 1, 3, 4
1. Legend and border shall be direct applied Type IX reflective sheeting.
2. Legend and border shall be direct applied non-reflective sheeting.
3. Shields shall be Type IX reflective sheeting on 0.032" (0.8mm) aluminum and demountable.
4. Background shall be Type IX reflective sheeting.
5. Background shall be Type IX reflective sheeting.
6. Center arrow(s) vertically on sign.
7. Bottom panel shall be yellow Type III sheeting. Legend shall be direct applied black non-reflective sheeting. Yellow panel is:



Letter locations are panel edge to lower left corner

Letter	Series/Size	Text Length
E A S T	E 2000	1187
T O	E 2000	577
T o W a y n e M e m o r i a l D r	EM 2000	3000

FILENAME: Sign0ne NORTH CAROLINA D.O.T. SIGN DETAIL

SIGN NUMBER: 5 TYPE: A QUANTITY: 1	BACKG COLOR: Green COPY COLOR: White	DESIGN BY: D. Pillar PROJECT ID: R-2554BA	CHECKED BY: D.M. Eaton DIV: 4	DATE: Dec 03, 2007
--	---	--	----------------------------------	--------------------

SYMBOL	X	Y	WID	HT
NI_1	745	1864	1125	900
ARNDWN	467	295	814	559
ARNDWN	3919	295	814	559


SIGN WIDTH: 5200mm
HEIGHT: 3200mm
TOTAL AREA: 16.6 Sq.m

BORDER TYPE: FLUSH
RECESS: 0mm
WIDTH: 50mm
RADIUS: 300mm

NO. Z BARS: 3
LENGTH: 4996.8

MAT'L: 0.125" (3.2 mm) ALUMINUM

USE NOTES: 1, 3, 4
1. Legend and border shall be direct applied Type IX reflective sheeting.
2. Legend and border shall be direct applied non-reflective sheeting.
3. Shields shall be Type IX reflective sheeting on 0.032" (0.8mm) aluminum and demountable.
4. Background shall be Type IX reflective sheeting.
5. Background shall be Type IX reflective sheeting.
6. Center arrow(s) vertically on sign.
7. Bottom panel shall be yellow Type III sheeting. Legend shall be direct applied black non-reflective sheeting. Yellow panel is:



Letter locations are panel edge to lower left corner

Letter	Series/Size	Text Length
S O U T H	E 2000	1530
W i l m i n g t o n	EM 2000	3572

FILENAME: Sign0ne NORTH CAROLINA D.O.T. SIGN DETAIL

NOTE: THIS DRAWING IS DIMENSIONED IN MILLIMETERS UNLESS OTHERWISE DEPICTED WITHIN THE DRAWING.

OVERHEAD SIGN DESIGNS



TIP NO. R-2554BA	SHEET NO. SIGN-19
APPROVED: <i>[Signature]</i>	
DATE: 12/7/07	
SEAL	

SIGN NUMBER: 6A **BACKG COLOR:** Green
TYPE: D **COPY COLOR:** White
QUANTITY: 1

SYMBOL	X	Y	WID	HT

SIGN WIDTH: 2300mm
HEIGHT: 800mm
TOTAL AREA: 1.8 Sq.m

BORDER TYPE: FLUSH
RECESS: 0mm
WIDTH: 50mm
RADII: 150mm

NO. Z BARS: 4
LENGTH: 5696.8

DESIGN BY: D. Pillar **CHECKED BY:** D.M. Eaton
PROJECT ID: R-2554BA **DIV:** 4 **DATE:** Nov 25, 2007

BORDER
R=150mm
TH=50mm

USE NOTES: 1, 4
1. Legend and border shall be direct applied Type IX reflective sheeting.
2. Legend and border shall be direct applied non-reflective sheeting.
3. Shields shall be Type IX reflective sheeting on 0.032" (0.8mm) aluminum and demountable.
4. Background shall be Type IX reflective sheeting.
5. Background shall be Type IX reflective sheeting.
6. Center arrow(s) vertically on sign.
7. Bottom panel shall be yellow Type III sheeting. Legend shall be direct applied black non-reflective sheeting. Yellow panel is:

Spacing Factor is 1 unless specified otherwise

LETTER POSITIONS

Letter locations are panel edge to lower left corner					Series/Size
E	X	I	T		Text Length
306	528	796	883		E 2000
					765
2	2				E 2000
					660
1334	1691				

FILENAME: Sign06a NORTH CAROLINA D.O.T. SIGN DETAIL

SIGN NUMBER: 6B **BACKG COLOR:** Green
TYPE: A **COPY COLOR:** White
QUANTITY: 1

SYMBOL	X	Y	WID	HT
NC242	1342	1862	900	900
W1_4	2451	1848	1135	900
ARMED	4790	646	572	900

SIGN WIDTH: 5900mm
HEIGHT: 3900mm
TOTAL AREA: 23.0 Sq.m

BORDER TYPE: FLUSH
RECESS: 0mm
WIDTH: 50mm
RADII: 300mm

NO. Z BARS: 4
LENGTH: 5696.8

DESIGN BY: D. Pillar **CHECKED BY:** D.M. Eaton
PROJECT ID: R-2554BA **DIV:** 4 **DATE:** Nov 25, 2007

BORDER
R=300mm
TH=50mm

USE NOTES: 1, 3, 4
1. Legend and border shall be direct applied Type IX reflective sheeting.
2. Legend and border shall be direct applied non-reflective sheeting.
3. Shields shall be Type IX reflective sheeting on 0.032" (0.8mm) aluminum and demountable.
4. Background shall be Type IX reflective sheeting.
5. Background shall be Type IX reflective sheeting.
6. Center arrow(s) vertically on sign.
7. Bottom panel shall be yellow Type III sheeting. Legend shall be direct applied black non-reflective sheeting. Yellow panel is:

Spacing Factor is 1 unless specified otherwise

LETTER POSITIONS

Letter locations are panel edge to lower left corner					Series/Size
E	A	S	T		Text Length
1196	1544	1883	2159		E 2000
					1187
T	O				E 2000
					577
3710	4035				
T	O	W	A	Y	NE
					EM 2000
805	1161	1433	1833	2317	2697
					3000
W	E	M	O	R	I
					EM 2000
410	862	1270	1834	2230	2526
					2730
					3154
					3234
					3634
					4678

FILENAME: Sign06b NORTH CAROLINA D.O.T. SIGN DETAIL

SIGN NUMBER: 11B **BACKG COLOR:** Green/Yellow
TYPE: A **COPY COLOR:** White/Black
QUANTITY: 1

SYMBOL	X	Y	WID	HT
W1_1	489	1862	1125	900
AROWN	1474	131	813	558

SIGN WIDTH: 4000mm
HEIGHT: 3200mm
TOTAL AREA: 12.8 Sq.m

BORDER TYPE: FLUSH
RECESS: 0mm
WIDTH: 50mm
RADII: 300mm

NO. Z BARS: 3
LENGTH: 3796.8

DESIGN BY: D. Pillar **CHECKED BY:** D.M. Eaton
PROJECT ID: R-2554BA **DIV:** 4 **DATE:** Nov 25, 2007

BORDER
R=300mm
TH=50mm

USE NOTES: 1, 3, 4, 7
1. Legend and border shall be direct applied Type IX reflective sheeting.
2. Legend and border shall be direct applied non-reflective sheeting.
3. Shields shall be Type IX reflective sheeting on 0.032" (0.8mm) aluminum and demountable.
4. Background shall be Type IX reflective sheeting.
5. Background shall be Type IX reflective sheeting.
6. Center arrow(s) vertically on sign.
7. Bottom panel shall be yellow Type IV sheeting. Legend shall be direct applied black non-reflective sheeting. Yellow panel is: 3800 mm X 760 mm

Spacing Factor is 1 unless specified otherwise

LETTER POSITIONS

Letter locations are panel edge to lower left corner					Series/Size
N	O	R	T	H	Text Length
1995	2395	2716	2992	3268	E 2000
					1517
W	I	L	S	E	N
					EM 2000
1016	1637	1877	2073	2425	2821
					1968
E	X	I	T		
					E 2000
405	672	993	1098		918
O	N	L	Y		
					E 2000
2407	2728	3049	3298		1197

FILENAME: Sign06c NORTH CAROLINA D.O.T. SIGN DETAIL

SIGN NUMBER: 11A **BACKG COLOR:** Green
TYPE: B **COPY COLOR:** White
QUANTITY: 1

SYMBOL	X	Y	WID	HT

SIGN WIDTH: 3400mm
HEIGHT: 800mm
TOTAL AREA: 2.7 Sq.m

BORDER TYPE: FLUSH
RECESS: 0mm
WIDTH: 50mm
RADII: 150mm

NO. Z BARS: 2
LENGTH: 3196.8

DESIGN BY: D. Pillar **CHECKED BY:** D.M. Eaton
PROJECT ID: R-2554BA **DIV:** 4 **DATE:** Nov 25, 2007

BORDER
R=150mm
TH=50mm

USE NOTES: 1, 4
1. Legend and border shall be direct applied Type IX reflective sheeting.
2. Legend and border shall be direct applied non-reflective sheeting.
3. Shields shall be Type IX reflective sheeting on 0.032" (0.8mm) aluminum and demountable.
4. Background shall be Type IX reflective sheeting.
5. Background shall be Type IX reflective sheeting.
6. Center arrow(s) vertically on sign.
7. Bottom panel shall be yellow Type III sheeting. Legend shall be direct applied black non-reflective sheeting. Yellow panel is:

Spacing Factor is 1 unless specified otherwise

LETTER POSITIONS

Letter locations are panel edge to lower left corner					Series/Size
E	X	I	T		Text Length
296	516	786	881		EM 2000
					770
3	5	5	B		EM 2000
					1751
1325	1707	2093	2397	2772	


FILENAME: Sign06d NORTH CAROLINA D.O.T. SIGN DETAIL

NOTE: THIS DRAWING IS DIMENSIONED IN MILLIMETERS UNLESS OTHERWISE DEPICTED WITHIN THE DRAWING.

OVERHEAD SIGN DESIGNS

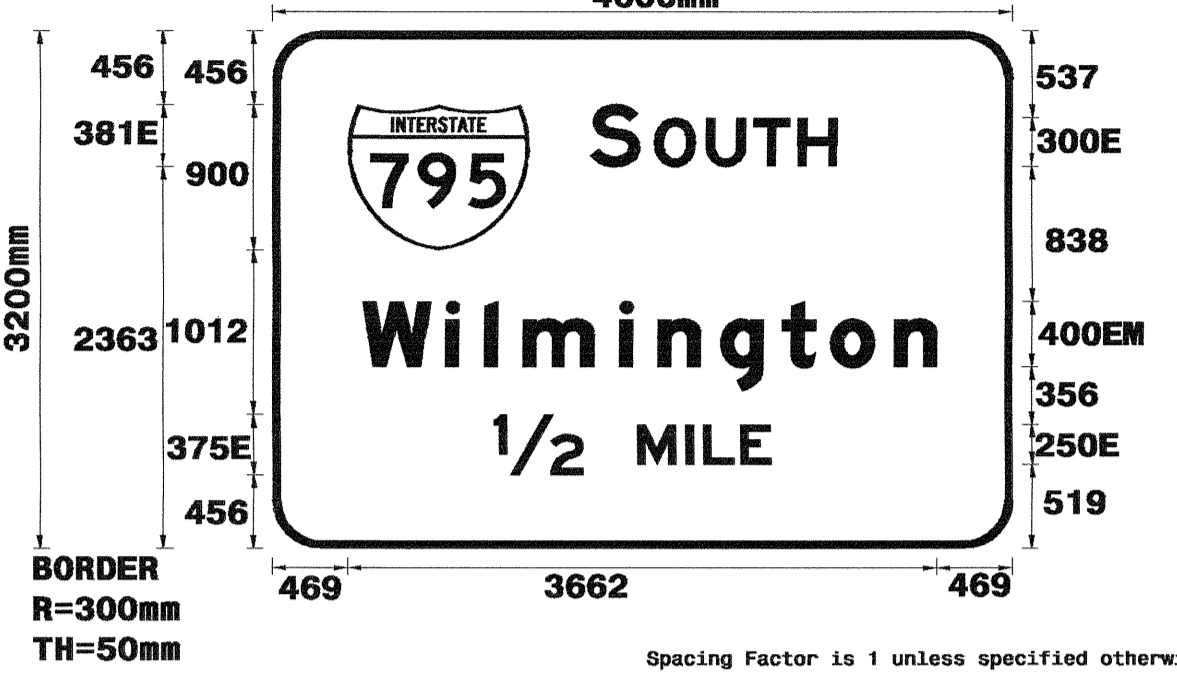


TIP NO. R-2554BA	SHEET NO. SIGN-20
APPROVED: <i>[Signature]</i>	
DATE: 12/7/07	
SEAL	



SIGN NUMBER: 10C TYPE: A QUANTITY: 1	BACKG COLOR: Green COPY COLOR: White	DESIGN BY: D. Pillar PROJECT ID: R-2554BA	CHECKED BY: D.M. Eaton DIV: 4	DATE: Nov 25, 2007
--	---	--	----------------------------------	--------------------

SYMBOL	X	Y	WID	HT
#1_1	780	1844	1125	900




USE NOTES: 1, 3, 4
 1. Legend and border shall be direct applied Type IX reflective sheeting.
 2. Legend and border shall be direct applied non-reflective sheeting.
 3. Shields shall be Type IX reflective sheeting on 0.032" (0.8mm) aluminum and demountable.
 4. Background shall be Type IX reflective sheeting.
 5. Background shall be Type IX reflective sheeting.
 6. Center arrow(s) vertically on sign.
 7. Bottom panel shall be yellow Type III sheeting. Legend shall be direct applied black non-reflective sheeting. Yellow panel is:

Letter locations are panel edge to lower left corner					Series/Size Text Length
S	O	U	T	H	E 2000
2286	2376	2697	2991	3267	1535
W	I	I	M	I	EN 2000
514	1079	1319	1559	2159	3572
M	I	L	E	E 2000	
2271	2571	2681	2911	828	
1/2				E 2000	
1381				549	

FILENAME: SignOne NORTH CAROLINA D.O.T. SIGN DETAIL

SIGN NUMBER: 10B TYPE: A QUANTITY: 1	BACKG COLOR: Yellow COPY COLOR: Black	DESIGN BY: D. Pillar PROJECT ID: R-2554BA	CHECKED BY: D.M. Eaton DIV: 4	DATE: Nov 25, 2007
--	--	--	----------------------------------	--------------------

SYMBOL	X	Y	WID	HT
#1_1				




USE NOTES: 2, 4
 1. Legend and border shall be direct applied Type IX reflective sheeting.
 2. Legend and border shall be direct applied non-reflective sheeting.
 3. Shields shall be Type IX reflective sheeting on 0.032" (0.8mm) aluminum and demountable.
 4. Background shall be Type IX reflective sheeting.
 5. Background shall be Type IX reflective sheeting.
 6. Center arrow(s) vertically on sign.
 7. Panel shall be yellow Type IV sheeting. Legend shall be direct applied black non-reflective sheeting. Yellow panel is: 4600 mm X 800 mm

Letter locations are panel edge to lower left corner					Series/Size Text Length										
A	L	L	T	R	A	F	F	I	C	E	X	I	T	EN 2000	
511	813	1041	1229	1483	1717	1951	2253	2494	2736	2847	3053	3307	3531	3805	3901

FILENAME: SignOne NORTH CAROLINA D.O.T. SIGN DETAIL

SIGN NUMBER: 10A TYPE: B QUANTITY: 1	BACKG COLOR: Green COPY COLOR: White	DESIGN BY: D. Pillar PROJECT ID: R-2554BA	CHECKED BY: D.M. Eaton DIV: 4	DATE: Dec 06, 2007
--	---	--	----------------------------------	--------------------

SYMBOL	X	Y	WID	HT
#1_1				




USE NOTES: 1, 4
 1. Legend and border shall be direct applied Type IX reflective sheeting.
 2. Legend and border shall be direct applied non-reflective sheeting.
 3. Shields shall be Type IX reflective sheeting on 0.032" (0.8mm) aluminum and demountable.
 4. Background shall be Type IX reflective sheeting.
 5. Background shall be Type IX reflective sheeting.
 6. Center arrow(s) vertically on sign.
 7. Bottom panel shall be yellow Type III sheeting. Legend shall be direct applied black non-reflective sheeting. Yellow panel is:

Letter locations are panel edge to lower left corner					Series/Size Text Length
E	X	I	T	EN 2000	
278	498	768	863	770	
3	5	5	A	EN 2000	
1296	1678	2065	2368	2743	

FILENAME: SignOne NORTH CAROLINA D.O.T. SIGN DETAIL

SIGN NUMBER: 16 TYPE: A QUANTITY: 1	BACKG COLOR: Green COPY COLOR: White	DESIGN BY: none PROJECT ID: ID	CHECKED BY: CHECKED DIV: DIV	DATE: Dec 04, 2007
---	---	-----------------------------------	---------------------------------	--------------------

SYMBOL	X	Y	WID	HT
ARMED	375	1144	572	900
#1_1	2600	1055	1125	900
NC242	1253	1039	900	900



USE NOTES: 1, 3, 4
 1. Legend and border shall be direct applied Type IX reflective sheeting.
 2. Legend and border shall be direct applied non-reflective sheeting.
 3. Shields shall be Type IX reflective sheeting on 0.032" (0.8mm) aluminum and demountable.
 4. Background shall be Type IX reflective sheeting.
 5. Background shall be Type IX reflective sheeting.
 6. Center arrow(s) vertically on sign.
 7. Bottom panel shall be yellow Type III sheeting. Legend shall be direct applied black non-reflective sheeting. Yellow panel is:

Letter locations are panel edge to lower left corner					Series/Size Text Length			
T	O			E 2000				
2879	3227			599				
W	E	S	T	E 2000				
1059	1523	1790	2066	1232				
T	O	W	I	I	S	O	N	EN 2000
562	918	1190	1590	2110	2350	2546	2898	3294

FILENAME: SignOne NORTH CAROLINA D.O.T. SIGN DETAIL

NOTE: THIS DRAWING IS DIMENSIONED IN MILLIMETERS UNLESS OTHERWISE DEPICTED WITHIN THE DRAWING.

OVERHEAD SIGN DESIGNS



TIP NO. R-2554BA	SHEET NO. SIGN-21
APPROVED: <i>[Signature]</i>	
DATE: 12/7/07	
SEAL	

SIGN NUMBER: 17
TYPE: A
QUANTITY: 1

BACKG COLOR: Green
COPY COLOR: White

SYMBOL	X	Y	WID	HT
NC242	425	1831	900	900
ARWED	3384	1742	572	900

SIGN WIDTH: 4700mm
HEIGHT: 3200mm
TOTAL AREA: 15.0 Sq.m

BORDER TYPE: FLUSH
RECESS: 0mm
WIDTH: 50mm
RADIUS: 300mm

NO. Z BARS: 3
LENGTH: 4496.8

DESIGN BY: D. Pillar
PROJECT ID: R-2554BA

CHECKED BY: D.M. Eaton
DIV: 4

DATE: Nov 25, 2007

USE NOTES: 1, 3, 4
1. Legend and border shall be direct applied Type IX reflective sheeting.
2. Legend and border shall be direct applied non-reflective sheeting.
3. Shields shall be Type IX reflective sheeting on 0.032" (0.8mm) aluminum and demountable.
4. Background shall be Type IX reflective sheeting.
5. Background shall be Type IX reflective sheeting.
6. Center arrow(s) vertically on sign.
7. Bottom panel shall be yellow Type III sheeting. Legend shall be direct applied black non-reflective sheeting. Yellow panel is:

LETTER POSITIONS

Letter locations are panel edge to lower left corner										Series/Size		
										Text Length		
E	A	S	T							E	2000	
1575	1922	2261	2537								1187	
T	o	W	a	y	n	e				EM	2000	
802	1158	1430	1830	2314	2694	3150	3538				3000	
W	e	m	o	r	i	a	l	D	r	EM	2000	
415	887	1275	1839	2235	2531	2735	3189	3239	3639	4083		3868

FILENAME: SignOne NORTH CAROLINA D.O.T. SIGN DETAIL

SIGN NUMBER: 12A
TYPE: B
QUANTITY: 1

BACKG COLOR: Green
COPY COLOR: White

SYMBOL	X	Y	WID	HT

SIGN WIDTH: 2800mm
HEIGHT: 800mm
TOTAL AREA: 2.2 Sq.m

BORDER TYPE: FLUSH
RECESS: 0mm
WIDTH: 50mm
RADIUS: 150mm

NO. Z BARS: 2
LENGTH: 2596.8

DESIGN BY: D. Pillar
PROJECT ID: R-2554BA

CHECKED BY: D.M. Eaton
DIV: 4

DATE: Nov 25, 2007

USE NOTES: 1, 4
1. Legend and border shall be direct applied Type IX reflective sheeting.
2. Legend and border shall be direct applied non-reflective sheeting.
3. Shields shall be Type IX reflective sheeting on 0.032" (0.8mm) aluminum and demountable.
4. Background shall be Type IX reflective sheeting.
5. Background shall be Type IX reflective sheeting.
6. Center arrow(s) vertically on sign.
7. Bottom panel shall be yellow Type III sheeting. Legend shall be direct applied black non-reflective sheeting. Yellow panel is:

LETTER POSITIONS

Letter locations are panel edge to lower left corner										Series/Size	
										Text Length	
E	X	I	T							E	2000
372	594	882	949								765
3	5	6								E	2000
1401	1757	2124									1628

FILENAME: SignOne NORTH CAROLINA D.O.T. SIGN DETAIL

SIGN NUMBER: name
TYPE: A
QUANTITY: 1

BACKG COLOR: Green
COPY COLOR: White

SYMBOL	X	Y	WID	HT

SIGN WIDTH: 4300mm
HEIGHT: 800mm
TOTAL AREA: 3.4 Sq.m

BORDER TYPE: FLUSH
RECESS: 0mm
WIDTH: 50mm
RADIUS: 150mm

NO. Z BARS: 2
LENGTH: 4096.8

DESIGN BY: D. Pillar
PROJECT ID: R-2554BA

CHECKED BY: D.M. Eaton
DIV: 4

DATE: Nov 29, 2007

USE NOTES: 1, 4
1. Legend and border shall be direct applied Type IX reflective sheeting.
2. Legend and border shall be direct applied non-reflective sheeting.
3. Shields shall be Type IX reflective sheeting on 0.032" (0.8mm) aluminum and demountable.
4. Background shall be Type IX reflective sheeting.
5. Background shall be Type IX reflective sheeting.
6. Center arrow(s) vertically on sign.
7. Bottom panel shall be yellow Type III sheeting. Legend shall be direct applied black non-reflective sheeting. Yellow panel is:

LETTER POSITIONS

Letter locations are panel edge to lower left corner										Series/Size	
										Text Length	
E	X	I	T	S						EM	2000
389	609	879	974	1196							1010
3	5	5	B	-	A					EM	2000
1583	1965	2351	2655	3030	3375	3533					2329

FILENAME: SignOne NORTH CAROLINA D.O.T. SIGN DETAIL

SIGN NUMBER: 13B
TYPE: A
QUANTITY: 1

BACKG COLOR: Green
COPY COLOR: White

SYMBOL	X	Y	WID	HT
WI_1	1575	2530	1125	900

SIGN WIDTH: 4400mm
HEIGHT: 3900mm
TOTAL AREA: 17.2 Sq.m

BORDER TYPE: FLUSH
RECESS: 0mm
WIDTH: 50mm
RADIUS: 300mm

NO. Z BARS: 4
LENGTH: 4196.8

DESIGN BY: D. Pillar
PROJECT ID: R-2554BA

CHECKED BY: D.M. Eaton
DIV: 4

DATE: Nov 26, 2007

USE NOTES: 1, 3, 4
1. Legend and border shall be direct applied Type IX reflective sheeting.
2. Legend and border shall be direct applied non-reflective sheeting.
3. Shields shall be Type IX reflective sheeting on 0.032" (0.8mm) aluminum and demountable.
4. Background shall be Type IX reflective sheeting.
5. Background shall be Type IX reflective sheeting.
6. Center arrow(s) vertically on sign.
7. Bottom panel shall be yellow Type III sheeting. Legend shall be direct applied black non-reflective sheeting. Yellow panel is:

LETTER POSITIONS


Letter locations are panel edge to lower left corner										Series/Size	
										Text Length	
W	i	I	s	o	n					EM	2000
1216	1729	1969	2165	2517	2913						1968
W	i	l	i	n	g	t	o	n		EM	2000
414	934	1174	1414	2014	2254	2642	3026	3326	3722		3572
1	1	1	1	1	1	1	1	1	1	E	2000
1922	2227	2338	2572								841
1										E	2000
1509											114

FILENAME: SignOne NORTH CAROLINA D.O.T. SIGN DETAIL

NOTE: THIS DRAWING IS DIMENSIONED IN MILLIMETERS UNLESS OTHERWISE DEPICTED WITHIN THE DRAWING.

OVERHEAD SIGN DESIGNS



TIP NO. R-2554BA	SHEET NO. SIGN-22
APPROVED: <i>[Signature]</i>	
DATE: 12/7/07	
SEAL	
	

SIGN NUMBER: 12B BACKG COLOR: Green
TYPE: A COPY COLOR: White

DESIGN BY: D. Pillar CHECKED BY: D.M. Eaton DATE: Nov 25, 2007
PROJECT ID: R-2554BA DIV: 4

QUANTITY: 1

SYMBOL	X	Y	WID	HT
W1_4	1785	1489	1135	900
ARROW	3742	482	572	900

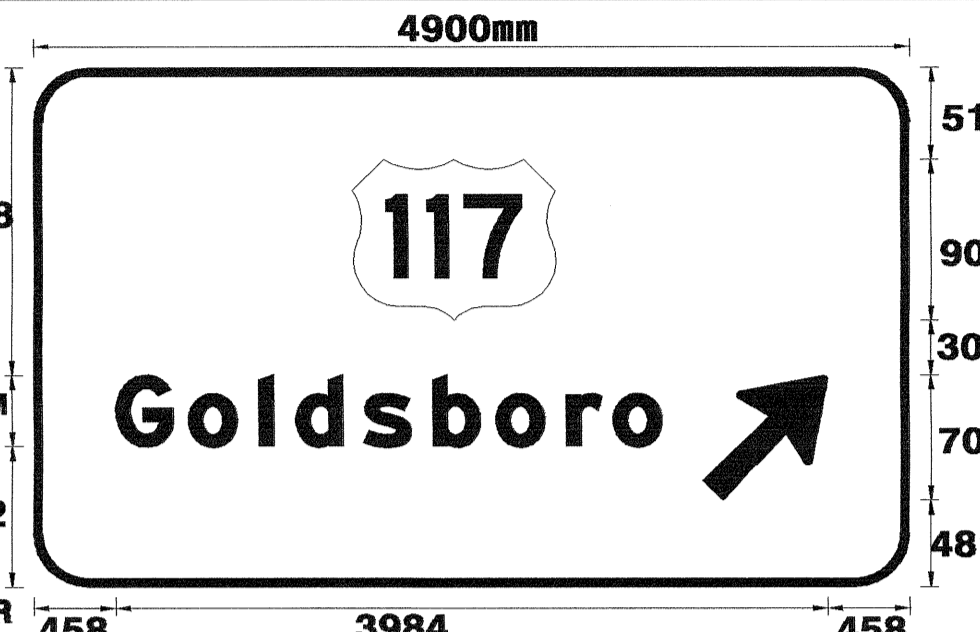
SIGN WIDTH: 4900mm
HEIGHT: 2900mm
TOTAL AREA: 14.2 Sq.m

BORDER TYPE: FLUSH
RECESS: 0mm
WIDTH: 50mm
RADIUS: 300mm

NO. Z BARS: 3
LENGTH: 4896.8

MAT'L: 0.125" (3.2 mm) ALUMINUM

USE NOTES: 1, 4
1. Legend and border shall be direct applied Type IX reflective sheeting.
2. Legend and border shall be direct applied non-reflective sheeting.
3. Shields shall be Type IX reflective sheeting on 0.032" (0.8mm) aluminum and demountable.
4. Background shall be Type IX reflective sheeting.
5. Background shall be Type IX reflective sheeting.
6. Center arrow(s) vertically on sign.
7. Bottom panel shall be yellow Type III sheeting. Legend shall be direct applied black non-reflective sheeting. Yellow panel is:



4900mm
1718
2900mm
400mm
782
511
900
307
700
481
458
3984
458
BORDER R=300mm TH=50mm

Spacing Factor is 1 unless specified otherwise

LETTER POSITIONS

Letter locations are panel edge to lower left corner												Series/Size
												Text Length
G	o	l	d	s	b	o	r	o				EM 2000
458	866	1262	1466	1846	2234	2586	2982	3242				3056

FILENAME: SignOne NORTH CAROLINA D.O.T. SIGN DETAIL

SIGN NUMBER: 7A BACKG COLOR: Green
TYPE: B COPY COLOR: White

DESIGN BY: D. Pillar CHECKED BY: D.M. Eaton DATE: Nov 25, 2007
PROJECT ID: R-2554BA DIV: 4

QUANTITY: 1

SYMBOL	X	Y	WID	HT
W1_4	1712	1863	1135	900
ARROW	1819	131	813	558


SIGN WIDTH: 2800mm
HEIGHT: 800mm
TOTAL AREA: 2.2 Sq.m

BORDER TYPE: FLUSH
RECESS: 0mm
WIDTH: 50mm
RADIUS: 150mm

NO. Z BARS: 2
LENGTH: 2596.8

MAT'L: 0.125" (3.2 mm) ALUMINUM

USE NOTES: 1, 4
1. Legend and border shall be direct applied Type IX reflective sheeting.
2. Legend and border shall be direct applied non-reflective sheeting.
3. Shields shall be Type IX reflective sheeting on 0.032" (0.8mm) aluminum and demountable.
4. Background shall be Type IX reflective sheeting.
5. Background shall be Type IX reflective sheeting.
6. Center arrow(s) vertically on sign.
7. Bottom panel shall be yellow Type III sheeting. Legend shall be direct applied black non-reflective sheeting. Yellow panel is:



2800mm
268
250E
283
800mm
206
375E
220
364
2056
380
BORDER R=150mm TH=50mm

Spacing Factor is 1 unless specified otherwise

LETTER POSITIONS

Letter locations are panel edge to lower left corner												Series/Size
												Text Length
E	X	I	T									E 2000
364	586	854	941									765
3	5	6										E 2000
1392	1749	2116										1028

FILENAME: SignOne NORTH CAROLINA D.O.T. SIGN DETAIL

SIGN NUMBER: 9A BACKG COLOR: Green
TYPE: B COPY COLOR: White

DESIGN BY: D. Pillar CHECKED BY: D.M. Eaton DATE: Nov 25, 2007
PROJECT ID: R-2554BA DIV: 4

QUANTITY: 1

SYMBOL	X	Y	WID	HT
W1_4	1712	1863	1135	900
ARROW	1819	131	813	558


SIGN WIDTH: 2800mm
HEIGHT: 800mm
TOTAL AREA: 2.2 Sq.m

BORDER TYPE: FLUSH
RECESS: 0mm
WIDTH: 50mm
RADIUS: 150mm

NO. Z BARS: 2
LENGTH: 2596.8

MAT'L: 0.125" (3.2 mm) ALUMINUM

USE NOTES: 1, 4
1. Legend and border shall be direct applied Type IX reflective sheeting.
2. Legend and border shall be direct applied non-reflective sheeting.
3. Shields shall be Type IX reflective sheeting on 0.032" (0.8mm) aluminum and demountable.
4. Background shall be Type IX reflective sheeting.
5. Background shall be Type IX reflective sheeting.
6. Center arrow(s) vertically on sign.
7. Bottom panel shall be yellow Type III sheeting. Legend shall be direct applied black non-reflective sheeting. Yellow panel is:



2800mm
268
250E
283
800mm
206
375E
220
364
2056
380
BORDER R=150mm TH=50mm

Spacing Factor is 1 unless specified otherwise

LETTER POSITIONS

Letter locations are panel edge to lower left corner												Series/Size
												Text Length
E	X	I	T									E 2000
364	586	854	941									765
3	5	6										E 2000
1392	1749	2116										1028

FILENAME: SignOne NORTH CAROLINA D.O.T. SIGN DETAIL

SIGN NUMBER: 7B BACKG COLOR: Green/Yellow
TYPE: A COPY COLOR: White/Black

DESIGN BY: D. Pillar CHECKED BY: D.M. Eaton DATE: Nov 25, 2007
PROJECT ID: R-2554BA DIV: 4

QUANTITY: 1

SYMBOL	X	Y	WID	HT
W1_4	1712	1863	1135	900
ARROW	1819	131	813	558


SIGN WIDTH: 4700mm
HEIGHT: 3200mm
TOTAL AREA: 15.0 Sq.m

BORDER TYPE: FLUSH
RECESS: 0mm
WIDTH: 50mm
RADIUS: 300mm

NO. Z BARS: 3
LENGTH: 4496.8

MAT'L: 0.125" (3.2 mm) ALUMINUM

USE NOTES: 1, 3, 4, 7
1. Legend and border shall be direct applied Type IX reflective sheeting.
2. Legend and border shall be direct applied non-reflective sheeting.
3. Shields shall be Type IX reflective sheeting on 0.032" (0.8mm) aluminum and demountable.
4. Background shall be Type IV reflective sheeting.
5. Background shall be Type IV reflective sheeting.
6. Center arrow(s) vertically on sign.
7. Bottom panel shall be yellow Type IV sheeting. Legend shall be direct applied black non-reflective sheeting. Yellow panel is: 4500 mm X 750 mm



4700mm
437
900
307
2640
400mm
387
770
300E
260
131
300E
558
260
131
BORDER R=300mm TH=50mm

Spacing Factor is 1 unless specified otherwise

LETTER POSITIONS

Letter locations are panel edge to lower left corner												Series/Size
												Text Length
G	o	l	d	s	b	o	r	o				EM 2000
822	1230	1626	1830	2210	2598	2950	3346	3606				3056
E	X	I	T									E 2000
746	1013	1334	1439									918
O	N	L	Y									E 2000
2748	3089	3390	3639									1197

FILENAME: SignOne NORTH CAROLINA D.O.T. SIGN DETAIL

NOTE: THIS DRAWING IS DIMENSIONED IN MILLIMETERS UNLESS OTHERWISE DEPICTED WITHIN THE DRAWING.

OVERHEAD SIGN DESIGNS



TIP NO. R-2554BA	SHEET NO. SIGN-23
APPROVED: <i>[Signature]</i>	
DATE: 12/7/07	
SEAL	

SIGN NUMBER: 9B TYPE: A QUANTITY: 1	BACKG COLOR: Green/Yellow COPY COLOR: White/Black	DESIGN BY: D. Pillar PROJECT ID: R-2554BA	CHECKED BY: D.M. Eaton DIV: 4	DATE: Nov 25, 2007
---	--	--	----------------------------------	--------------------

SYMBOL	X	Y	WID	HT
NI_4	1868	2199	1135	900
ARMED	3742	1192	572	900

SIGN WIDTH: 4900mm
HEIGHT: 3600mm
TOTAL AREA: 17.6 Sq.m

BORDER TYPE: FLUSH
RECESS: 0mm
WIDTH: 50mm
RADI: 300mm

NO. Z BARS: 3
LENGTH: 4696.8

MAT'L: 0.125" (3.2 mm) ALUMINUM

USE NOTES: 1, 3, 4, 7
1. Legend and border shall be direct applied Type IX reflective sheeting.
2. Legend and border shall be direct applied non-reflective sheeting.
3. Shields shall be Type IX reflective sheeting on 0.032" (0.8mm) aluminum and demountable.
4. Background shall be Type IX reflective sheeting.
5. Background shall be Type IX reflective sheeting.
6. Center arrow(s) vertically on sign.
7. Bottom panel shall be yellow Type IV sheeting. Legend shall be direct applied black non-reflective sheeting. Yellow panel is: 4700 mm X 760 mm

LETTER POSITIONS

Letter locations are panel edge to lower left corner										Series/Size
										Text Length
G	o	l	d	s	b	o	r	o		EM 2000
458	866	1262	1466	1846	2234	2586	2982	3242		3056
E	X	I	T		O	N	L	Y		E 2000
1243	1510	1831	1936	2173	2461	2782	3103	3352		2415

FILENAME: Sign9b NORTH CAROLINA D.O.T. SIGN DETAIL

SIGN NUMBER: 8B TYPE: A QUANTITY: 1	BACKG COLOR: Green/Yellow COPY COLOR: White/Black	DESIGN BY: D. Pillar PROJECT ID: R-2554BA	CHECKED BY: D.M. Eaton DIV: 4	DATE: Nov 25, 2007
---	--	--	----------------------------------	--------------------

SYMBOL	X	Y	WID	HT
NI_1	383	2198	1125	900
ARMED	3017	1322	572	900

SIGN WIDTH: 4100mm
HEIGHT: 3700mm
TOTAL AREA: 15.2 Sq.m

BORDER TYPE: FLUSH
RECESS: 0mm
WIDTH: 50mm
RADI: 300mm

NO. Z BARS: 4
LENGTH: 3896.8

MAT'L: 0.125" (3.2 mm) ALUMINUM

USE NOTES: 1, 3, 4, 7
1. Legend and border shall be direct applied Type IX reflective sheeting.
2. Legend and border shall be direct applied non-reflective sheeting.
3. Shields shall be Type IX reflective sheeting on 0.032" (0.8mm) aluminum and demountable.
4. Background shall be Type IX reflective sheeting.
5. Background shall be Type IX reflective sheeting.
6. Center arrow(s) vertically on sign.
7. Bottom panel shall be yellow Type IV sheeting. Legend shall be direct applied black non-reflective sheeting. Yellow panel is: 3900 mm X 760 mm

LETTER POSITIONS

Letter locations are panel edge to lower left corner										Series/Size
										Text Length
N	O	R	T	H						E 2000
1689	2290	2611	2887	3163						1517
W	I	L	S	O	N					EM 2000
649	1169	1409	1605	1957	2353					1968
E	X	I	T		O	N	L	Y		E 2000
843	1110	1431	1536	1773	2061	2382	2703	2952		2415

FILENAME: Sign8b NORTH CAROLINA D.O.T. SIGN DETAIL

SIGN NUMBER: 8A TYPE: B QUANTITY: 1	BACKG COLOR: Green COPY COLOR: White	DESIGN BY: D. Pillar PROJECT ID: R-2554BA	CHECKED BY: D.M. Eaton DIV: 4	DATE: Nov 25, 2007
---	---	--	----------------------------------	--------------------

SYMBOL	X	Y	WID	HT

SIGN WIDTH: 3400mm
HEIGHT: 800mm
TOTAL AREA: 2.7 Sq.m

BORDER TYPE: FLUSH
RECESS: 0mm
WIDTH: 50mm
RADI: 150mm

NO. Z BARS: 2
LENGTH: 3196.8

MAT'L: 0.125" (3.2 mm) ALUMINUM

USE NOTES: 1, 4
1. Legend and border shall be direct applied Type IX reflective sheeting.
2. Legend and border shall be direct applied non-reflective sheeting.
3. Shields shall be Type IX reflective sheeting on 0.032" (0.8mm) aluminum and demountable.
4. Background shall be Type IX reflective sheeting.
5. Background shall be Type IX reflective sheeting.
6. Center arrow(s) vertically on sign.
7. Bottom panel shall be yellow Type III sheeting. Legend shall be direct applied black non-reflective sheeting. Yellow panel is:

LETTER POSITIONS

Letter locations are panel edge to lower left corner										Series/Size
										Text Length
E	X	I	T							EM 2000
310	530	800	895							770
3	5	5	B							EM 2000
1399	1721	2107	2411	2786						1751

FILENAME: Sign8a NORTH CAROLINA D.O.T. SIGN DETAIL

NOTE: THIS DRAWING IS DIMENSIONED IN MILLIMETERS UNLESS OTHERWISE DEPICTED WITHIN THE DRAWING.

OVERHEAD SIGN DESIGNS



TIP NO. R-2554BA	SHEET NO. SIGN-25
APPROVED: <i>[Signature]</i>	
DATE: 12/7/07	
SEAL	

SIGN NUMBER: 112 **BACKG COLOR:** Green/Blue
TYPE: A **COPY COLOR:** White/White
QUANTITY: 1

SYMBOL	X	Y	WID	HT

SIGN WIDTH: 3100mm
HEIGHT: 2500mm
TOTAL AREA: 7.8 Sq.m

BORDER TYPE: FLUSH
RECESS: 0mm
WIDTH: 25mm
RADII: 300mm

NO. Z BARS: 3
LENGTH: 2896.8

MAT'L: 0.125" (3.2 mm) ALUMINUM

DESIGN BY: D. Pillar **CHECKED BY:** D.W. Eaton
PROJECT ID: R-2554BA **DIV:** 4 **DATE:** Nov 25, 2007

USE NOTES: 1,4
1. Legend and border shall be direct applied Type III reflective sheeting.
2. Legend and border shall be direct applied non-reflective sheeting.
3. Shields shall be Type III reflective sheeting on 0.032" (0.8mm) aluminum and demountable.
4. Background shall be Type III reflective sheeting.
5. Background shall be Type I reflective sheeting.
6. Center arrow(s) vertically on sign.
7. Bottom panel shall be yellow Type III sheeting. Legend shall be direct applied black non-reflective sheeting. Yellow panel is:

LETTER POSITIONS

Letter locations are panel edge to lower left corner															Series/Size
W	A	Y	N	E	C	O	M	M	U	N	I	T	Y		Text Length
255	445	627	829	1013	1137	1337	1513	1699	1903	2107	2291	2475	2637	2673	D 2000
															2590
															D 2000
986	1162	1348	1502	1656	1810	1990									1128
															D 2000
897	1041	1211	1273	1597	1617	2037									1310
															D 2000
794	1019	1234	1446	1654	1731	1901	2151								1513
															D 2000
896	1056	1226	1288	1612	1832	2052									1310

FILENAME: Sign00e NORTH CAROLINA D.O.T. SIGN DETAIL

SIGN NUMBER: 308 **BACKG COLOR:** Green/Green
TYPE: D **COPY COLOR:** White
QUANTITY: 1

SYMBOL	X	Y	WID	HT
ARUP	1952	422	150	225
ARUP	1764	96	150	225

SIGN WIDTH: 2400mm
HEIGHT: 900mm
TOTAL AREA: 2.2 Sq.m

BORDER TYPE: FLUSH
RECESS: 0mm
WIDTH: 20mm
RADII: 75mm

NO. Z BARS: 1
LENGTH: 2896.8

MAT'L: 0.125" (3.2 mm) ALUMINUM

DESIGN BY: D. Pillar **CHECKED BY:** D.W. Eaton
PROJECT ID: R-2554BA **DIV:** 4 **DATE:** Dec 06, 2007

USE NOTES: 1,4
1. Legend and border shall be direct applied Type III reflective sheeting.
2. Legend and border shall be direct applied non-reflective sheeting.
3. Shields shall be Type III reflective sheeting on 0.032" (0.8mm) aluminum and demountable.
4. Background shall be Type III reflective sheeting.
5. Background shall be Type I reflective sheeting.
6. Center arrow(s) vertically on sign.
7. Bottom panel shall be yellow Type III sheeting. Legend shall be direct applied black non-reflective sheeting. Yellow panel is:

LETTER POSITIONS

Letter spacings are to start of next letter															Series/Size	
W	A	Y	N	E	C	O	M	M	U	N	I	T	Y		Text Length	
223	143	136	152	138	93	150	132	140	153	153	138	138	47	102	129	235
																D 2000
																1942
																D 2000
752	132	140	115	116	115	135	93	802								846
																D 2000
682	135	129	128	124	47	102	150	93	811							908

FILENAME: Sign00e NORTH CAROLINA D.O.T. SIGN DETAIL

SIGN NUMBER: 107 **BACKG COLOR:** Green
TYPE: A **COPY COLOR:** White
QUANTITY: 1

SYMBOL	X	Y	WID	HT

SIGN WIDTH: 3700mm
HEIGHT: 1500mm
TOTAL AREA: 5.6 Sq.m

BORDER TYPE: FLUSH
RECESS: 0mm
WIDTH: 25mm
RADII: 225mm

NO. Z BARS: 2
LENGTH: 3496.8

MAT'L: 0.125" (3.2 mm) ALUMINUM

DESIGN BY: D. Pillar **CHECKED BY:** D.W. Eaton
PROJECT ID: R-2554BA **DIV:** 4 **DATE:** Nov 25, 2007

USE NOTES: 1,4
1. Legend and border shall be direct applied Type III reflective sheeting.
2. Legend and border shall be direct applied non-reflective sheeting.
3. Shields shall be Type III reflective sheeting on 0.032" (0.8mm) aluminum and demountable.
4. Background shall be Type III reflective sheeting.
5. Background shall be Type I reflective sheeting.
6. Center arrow(s) vertically on sign.
7. Bottom panel shall be yellow Type III sheeting. Legend shall be direct applied black non-reflective sheeting. Yellow panel is:

LETTER POSITIONS

Letter locations are panel edge to lower left corner															Series/Size	
G	O	L	D	S	B	O	R	O	-	W	A	Y	N	E	Text Length	
418	594	780	934	1100	1270	1436	1622	1788	1930	2130	2200	2400	2590	2772	2974	3158
																D 2000
																2864
																D 2000
424	628	812	996	1072	1252	1332	1480	1680	1804	2004	2204	2284	2454	2616	2802	2954
																D 2000
																2854
																D 2000
1089	1233	1403	1465	1789	2009	2229										1310

FILENAME: Sign00e NORTH CAROLINA D.O.T. SIGN DETAIL

SIGN NUMBER: 104 **BACKG COLOR:** Green
TYPE: A **COPY COLOR:** White
QUANTITY: 1

SYMBOL	X	Y	WID	HT

SIGN WIDTH: 3700mm
HEIGHT: 1500mm
TOTAL AREA: 5.6 Sq.m

BORDER TYPE: FLUSH
RECESS: 0mm
WIDTH: 25mm
RADII: 225mm

NO. Z BARS: 2
LENGTH: 3496.8

MAT'L: 0.125" (3.2 mm) ALUMINUM

DESIGN BY: D. Pillar **CHECKED BY:** D.W. Eaton
PROJECT ID: R-2554BA **DIV:** 4 **DATE:** Nov 25, 2007

USE NOTES: 1,4
1. Legend and border shall be direct applied Type III reflective sheeting.
2. Legend and border shall be direct applied non-reflective sheeting.
3. Shields shall be Type III reflective sheeting on 0.032" (0.8mm) aluminum and demountable.
4. Background shall be Type III reflective sheeting.
5. Background shall be Type I reflective sheeting.
6. Center arrow(s) vertically on sign.
7. Bottom panel shall be yellow Type III sheeting. Legend shall be direct applied black non-reflective sheeting. Yellow panel is:

LETTER POSITIONS

Letter locations are panel edge to lower left corner															Series/Size	
G	O	L	D	S	B	O	R	O	-	W	A	Y	N	E	Text Length	
418	594	780	934	1100	1270	1436	1622	1788	1930	2130	2200	2400	2590	2772	2974	3158
																D 2000
																2864
																D 2000
424	628	812	996	1072	1252	1332	1480	1680	1804	2004	2204	2284	2454	2616	2802	2954
																D 2000
																2854
																D 2000
1089	1233	1403	1465	1789	2009	2229										1310

FILENAME: Sign00e NORTH CAROLINA D.O.T. SIGN DETAIL

NOTE: THIS DRAWING IS DIMENSIONED IN MILLIMETERS UNLESS OTHERWISE DEPICTED WITHIN THE DRAWING.

GROUND MOUNTED SIGN DESIGNS



APPROVED: *[Signature]*

DATE: 12/7/07



SIGN NUMBER: 302
TYPE: D
QUANTITY: 1

BACKG COLOR: Green/Green
COPY COLOR: White

SYMBOL	X	Y	WID	HT
ARMED	440	661	150	236
ARMED	2044	198	150	236

DESIGN BY: D. Pillar
PROJECT ID: R-2554BA
CHECKED BY: D.M. Eaton
DIV: 4
DATE: Dec 06, 2007

SIGN WIDTH: 2400mm
HEIGHT: 900mm
TOTAL AREA: 2.2 Sq.m

BORDER TYPE: FLUSH
RECESS: 0mm
WIDTH: 20mm
RADII: 75mm

MAT'L: 0.125" (3.2 mm) ALUMINUM

USE NOTES: 1,4
1. Legend and border shall be direct applied Type III reflective sheeting.
2. Legend and border shall be direct applied non-reflective sheeting.
3. Shields shall be Type III reflective sheeting on 0.032" (0.8mm) aluminum and demountable.
4. Background shall be Type III reflective sheeting.
5. Background shall be Type I reflective sheeting.
6. Center arrow(s) vertically on sign.
7. Bottom panel shall be yellow Type III sheeting. Legend shall be direct applied black non-reflective sheeting. Yellow panel is:

LETTER POSITIONS

Letter spacings are to start of next letter															Series/Size				
															Text Length				
G	O	L	D	S	B	O	R	O							C 2000				
826	111	119	98	106	110	107	119	107	88	611					963				
G	O	L	D	S	B	O	R	O			W	A	Y	H	E	C 2000			
112	111	119	98	107	110	107	119	107	89	150	53	150	123	105	117	117	77	434	1854
M	U	N	I	C	I	P	A	L			A	I	R	P	O	R	T		C 2000
197	132	117	117	51	114	54	102	117	77	150	117	54	110	111	118	98	77	488	1715

FILENAME: SignOne NORTH CAROLINA D.O.T. SIGN DETAIL

SIGN NUMBER: 304
TYPE: D
QUANTITY: 1

BACKG COLOR: Green/Green
COPY COLOR: White

SYMBOL	X	Y	WID	HT
ARMED	440	661	150	236
ARMED	2044	198	150	236

DESIGN BY: D. Pillar
PROJECT ID: R-2554BA
CHECKED BY: D.M. Eaton
DIV: 4
DATE: Dec 06, 2007

SIGN WIDTH: 2400mm
HEIGHT: 900mm
TOTAL AREA: 2.2 Sq.m

BORDER TYPE: FLUSH
RECESS: 0mm
WIDTH: 20mm
RADII: 75mm

MAT'L: 0.125" (3.2 mm) ALUMINUM

USE NOTES: 1,4
1. Legend and border shall be direct applied Type III reflective sheeting.
2. Legend and border shall be direct applied non-reflective sheeting.
3. Shields shall be Type III reflective sheeting on 0.032" (0.8mm) aluminum and demountable.
4. Background shall be Type III reflective sheeting.
5. Background shall be Type I reflective sheeting.
6. Center arrow(s) vertically on sign.
7. Bottom panel shall be yellow Type III sheeting. Legend shall be direct applied black non-reflective sheeting. Yellow panel is:

LETTER POSITIONS

Letter spacings are to start of next letter															Series/Size				
															Text Length				
G	O	L	D	S	B	O	R	O							C 2000				
826	111	119	98	106	110	107	119	107	88	611					963				
G	O	L	D	S	B	O	R	O			W	A	Y	H	E	C 2000			
112	111	119	98	107	110	107	119	107	89	150	53	150	123	105	117	117	77	434	1854
M	U	N	I	C	I	P	A	L			A	I	R	P	O	R	T		C 2000
197	132	117	117	51	114	54	102	117	77	150	117	54	110	111	118	98	77	488	1715

FILENAME: SignOne NORTH CAROLINA D.O.T. SIGN DETAIL

SIGN NUMBER: 301
TYPE: D
QUANTITY: 1

BACKG COLOR: Green
COPY COLOR: White

SYMBOL	X	Y	WID	HT
ARUP	189	394	150	225

DESIGN BY: D. Pillar
PROJECT ID: R-2554BA
CHECKED BY: D.M. Eaton
DIV: 4
DATE: Nov 25, 2007

SIGN WIDTH: 2800mm
HEIGHT: 800mm
TOTAL AREA: 2.2 Sq.m

BORDER TYPE: FLUSH
RECESS: 0mm
WIDTH: 20mm
RADII: 75mm

MAT'L: 0.125" (3.2 mm) ALUMINUM

USE NOTES: 1,4
1. Legend and border shall be direct applied Type III reflective sheeting.
2. Legend and border shall be direct applied non-reflective sheeting.
3. Shields shall be Type III reflective sheeting on 0.032" (0.8mm) aluminum and demountable.
4. Background shall be Type III reflective sheeting.
5. Background shall be Type I reflective sheeting.
6. Center arrow(s) vertically on sign.
7. Bottom panel shall be yellow Type III sheeting. Legend shall be direct applied black non-reflective sheeting. Yellow panel is:

LETTER POSITIONS

Letter locations are panel edge to lower left corner															Series/Size			
															Text Length			
G	O	L	D	S	B	O	R	O			W	A	Y	N	E	D 2000		
463	595	735	850	975	1102	1227	1366	1491	1597	1747	1800	1950	2092	2229	2380	2518	2148	
M	U	N	I	C	I	P	A	L			A	I	R	P	O	R	T	D 2000
559	712	850	988	1045	1180	1240	1351	1501	1594	1744	1894	1954	2081	2203	2342	2456	1991	

FILENAME: SignOne NORTH CAROLINA D.O.T. SIGN DETAIL

SIGN NUMBER: 201
TYPE: B
QUANTITY: 1

BACKG COLOR: Green
COPY COLOR: White

SYMBOL	X	Y	WID	HT
ARMED	1904	170	464	750

DESIGN BY: D. Pillar
PROJECT ID: R-2554BA
CHECKED BY: D.M. Eaton
DIV: 4
DATE: Nov 25, 2007

SIGN WIDTH: 2700mm
HEIGHT: 1500mm
TOTAL AREA: 4.1 Sq.m

BORDER TYPE: FLUSH
RECESS: 0mm
WIDTH: 38mm
RADII: 225mm

MAT'L: 0.125" (3.2 mm) ALUMINUM

USE NOTES: 1,4
1. Legend and border shall be direct applied Type III reflective sheeting.
2. Legend and border shall be direct applied non-reflective sheeting.
3. Shields shall be Type III reflective sheeting on 0.032" (0.8mm) aluminum and demountable.
4. Background shall be Type III reflective sheeting.
5. Background shall be Type I reflective sheeting.
6. Center arrow(s) vertically on sign.
7. Bottom panel shall be yellow Type III sheeting. Legend shall be direct applied black non-reflective sheeting. Yellow panel is:

LETTER POSITIONS


Letter locations are panel edge to lower left corner															Series/Size
															Text Length
E	X	I	T												EM 2000
740	1013	1337	1451												924
3	5	5	A												D 2000
214	544	874	1979												1464

FILENAME: SignOne NORTH CAROLINA D.O.T. SIGN DETAIL

NOTE: THIS DRAWING IS DIMENSIONED IN MILLIMETERS UNLESS OTHERWISE DEPICTED WITHIN THE DRAWING.

GROUND MOUNTED SIGN DESIGNS



TIP NO. R-2554BA	SHEET NO. SIGN-27
APPROVED: <i>[Signature]</i>	
DATE: 12/7/07	
SEAL	
	

SIGN NUMBER: 204 TYPE: B QUANTITY: 1 SIGN WIDTH: 2300mm HEIGHT: 1500mm TOTAL AREA: 3.5 Sq.m BORDER TYPE: FLUSH RECESS: 0mm WIDTH: 38mm RADII: 225mm NO. Z BARS: 2 LENGTH: 2096.8 USE NOTES: 1,4 1. Legend and border shall be direct applied Type III reflective sheeting. 2. Legend and border shall be direct applied non-reflective sheeting. 3. Shields shall be Type III reflective sheeting on 0.032" (0.8mm) aluminum and demountable. 4. Background shall be Type III reflective sheeting. 5. Background shall be Type I reflective sheeting. 6. Center arrow(s) vertically on sign. 7. Bottom panel shall be yellow Type III sheeting. Legend shall be direct applied black non-reflective sheeting. Yellow panel is:	BACKG COLOR: Green COPY COLOR: White SYMBOl X Y WID HT ARMED 1454 164 464 750	DESIGN BY: none PROJECT ID: ID CHECKED BY: CHECKED DIV: DIV DATE: Dec 04, 2007
---	--	--

Letter locations are panel edge to lower left corner				Series/Size Text Length
E	X	I	T	EM 2000
593	857	1181	1295	924
3	5	6		D 2000
265	595	925		915

FILENAME: SignOne NORTH CAROLINA D.O.T. SIGN DETAIL

SIGN NUMBER: 205 TYPE: B QUANTITY: 1 SIGN WIDTH: 2300mm HEIGHT: 1500mm TOTAL AREA: 3.5 Sq.m BORDER TYPE: FLUSH RECESS: 0mm WIDTH: 38mm RADII: 225mm NO. Z BARS: 2 LENGTH: 2096.8 USE NOTES: 1,4 1. Legend and border shall be direct applied Type III reflective sheeting. 2. Legend and border shall be direct applied non-reflective sheeting. 3. Shields shall be Type III reflective sheeting on 0.032" (0.8mm) aluminum and demountable. 4. Background shall be Type III reflective sheeting. 5. Background shall be Type I reflective sheeting. 6. Center arrow(s) vertically on sign. 7. Bottom panel shall be yellow Type III sheeting. Legend shall be direct applied black non-reflective sheeting. Yellow panel is:	BACKG COLOR: Green COPY COLOR: White SYMBOl X Y WID HT ARMED 1454 164 464 750	DESIGN BY: none PROJECT ID: ID CHECKED BY: CHECKED DIV: DIV DATE: Dec 04, 2007
---	--	--

Letter locations are panel edge to lower left corner				Series/Size Text Length
E	X	I	T	EM 2000
593	857	1181	1295	924
3	5	6		D 2000
265	595	925		915

FILENAME: SignOne NORTH CAROLINA D.O.T. SIGN DETAIL

SIGN NUMBER: 207 TYPE: B QUANTITY: 1 SIGN WIDTH: 1800mm HEIGHT: 1500mm TOTAL AREA: 2.7 Sq.m BORDER TYPE: FLUSH RECESS: 0mm WIDTH: 38mm RADII: 200mm NO. Z BARS: 2 LENGTH: 1596.8 USE NOTES: 1,4 1. Legend and border shall be direct applied Type III reflective sheeting. 2. Legend and border shall be direct applied non-reflective sheeting. 3. Shields shall be Type III reflective sheeting on 0.032" (0.8mm) aluminum and demountable. 4. Background shall be Type III reflective sheeting. 5. Background shall be Type I reflective sheeting. 6. Center arrow(s) vertically on sign. 7. Bottom panel shall be yellow Type III sheeting. Legend shall be direct applied black non-reflective sheeting. Yellow panel is:	BACKG COLOR: Green COPY COLOR: White SYMBOl X Y WID HT ARMED 1005 140 464 750	DESIGN BY: D. Pillar PROJECT ID: R-2554BA CHECKED BY: D.M. Eaton DIV: 4 DATE: Nov 25, 2007
---	--	--

Letter locations are panel edge to lower left corner				Series/Size Text Length
E	X	I	T	EM 2000
383	627	951	1065	924
2	2			D 2000
213	543			585

FILENAME: SignOne NORTH CAROLINA D.O.T. SIGN DETAIL

SIGN NUMBER: 208 TYPE: B QUANTITY: 1 SIGN WIDTH: 1800mm HEIGHT: 1500mm TOTAL AREA: 2.7 Sq.m BORDER TYPE: FLUSH RECESS: 0mm WIDTH: 38mm RADII: 200mm NO. Z BARS: 2 LENGTH: 1596.8 USE NOTES: 1,4 1. Legend and border shall be direct applied Type III reflective sheeting. 2. Legend and border shall be direct applied non-reflective sheeting. 3. Shields shall be Type III reflective sheeting on 0.032" (0.8mm) aluminum and demountable. 4. Background shall be Type III reflective sheeting. 5. Background shall be Type I reflective sheeting. 6. Center arrow(s) vertically on sign. 7. Bottom panel shall be yellow Type III sheeting. Legend shall be direct applied black non-reflective sheeting. Yellow panel is:	BACKG COLOR: Green COPY COLOR: White SYMBOl X Y WID HT ARMED 1005 140 464 750	DESIGN BY: D. Pillar PROJECT ID: R-2554BA CHECKED BY: D.M. Eaton DIV: 4 DATE: Nov 25, 2007
---	--	--

Letter locations are panel edge to lower left corner				Series/Size Text Length
E	X	I	T	EM 2000
383	627	951	1065	924
2	2			D 2000
213	543			585

FILENAME: SignOne NORTH CAROLINA D.O.T. SIGN DETAIL

NOTE: THIS DRAWING IS DIMENSIONED IN MILLIMETERS UNLESS OTHERWISE DEPICTED WITHIN THE DRAWING.

**GROUND MOUNTED
SIGN DESIGNS**



TIP NO. R-2554BA	SHEET NO. SIGN-28
APPROVED: <i>[Signature]</i>	
DATE: 12/7/07	
SEAL	

SIGN NUMBER: 206 TYPE: B QUANTITY: 1 SIGN WIDTH: 2300mm HEIGHT: 1500mm TOTAL AREA: 3.5 Sq.m BORDER TYPE: FLUSH RECESS: 0mm WIDTH: 38mm RADII: 225mm NO. Z BARS: 2 LENGTH: 2096.8	BACKG COLOR: Green COPY COLOR: White SYMBOL X Y WID HT ARMED 1467 162 464 750	DESIGN BY: D. Pillar PROJECT ID: R-2554BA CHECKED BY: D.M. Eaton DIV: 4 DATE: Dec 04, 2007
---	--	--

BORDER R=225mm TH=38mm

USE NOTES: 1,4
 1. Legend and border shall be direct applied Type III reflective sheeting.
 2. Legend and border shall be direct applied non-reflective sheeting.
 3. Shields shall be Type III reflective sheeting on 0.032" (0.8mm) aluminum and demountable.
 4. Background shall be Type III reflective sheeting.
 5. Background shall be Type I reflective sheeting.
 6. Center arrow(s) vertically on sign.
 7. Bottom panel shall be yellow Type III sheeting. Legend shall be direct applied black non-reflective sheeting. Yellow panel is:

LETTER POSITIONS				Series/Size
Letter locations are panel edge to lower left corner				Text Length
E	X	I	T	EN 2000
602	866	1190	1304	924
3	5	8	D 2000	915
251	581	911		

FILENAME: Sign06 NORTH CAROLINA D.O.T. SIGN DETAIL

SIGN NUMBER: 105 TYPE: A QUANTITY: 1 SIGN WIDTH: 4000mm HEIGHT: 3800mm TOTAL AREA: 15.2 Sq.m BORDER TYPE: FLUSH RECESS: 0mm WIDTH: 50mm RADII: 300mm NO. Z BARS: 4 LENGTH: 3796.8	BACKG COLOR: Green COPY COLOR: White SYMBOL X Y WID HT MI_1 2331 1835 1125 900 NC242 676 1819 900 900 ARMED 2802 365 872 900	DESIGN BY: D. Pillar PROJECT ID: R-2554BA CHECKED BY: D.M. Eaton DIV: 4 DATE: Nov 25, 2007
--	---	--

BORDER R=300mm TH=50mm

USE NOTES: 1,3,4
 1. Legend and border shall be direct applied Type III reflective sheeting.
 2. Legend and border shall be direct applied non-reflective sheeting.
 3. Shields shall be Type III reflective sheeting on 0.032" (0.8mm) aluminum and demountable.
 4. Background shall be Type III reflective sheeting.
 5. Background shall be Type I reflective sheeting.
 6. Center arrow(s) vertically on sign.
 7. Bottom panel shall be yellow Type III sheeting. Legend shall be direct applied black non-reflective sheeting. Yellow panel is:

LETTER POSITIONS				Series/Size					
Letter locations are panel edge to lower left corner				Text Length					
T	O			E 2000					
2610	2957			599					
W	E	S	T	E 2000					
483	946	1213	1489	1232					
T	O	W	I	L	S	O	N	EN 2000	
521	877	1149	1549	2069	2309	2505	2857	3253	2996

FILENAME: Sign05 NORTH CAROLINA D.O.T. SIGN DETAIL

SIGN NUMBER: 203 TYPE: B QUANTITY: 1 SIGN WIDTH: 2700mm HEIGHT: 1500mm TOTAL AREA: 4.1 Sq.m BORDER TYPE: FLUSH RECESS: 0mm WIDTH: 38mm RADII: 225mm NO. Z BARS: 2 LENGTH: 2496.8	BACKG COLOR: Green COPY COLOR: White SYMBOL X Y WID HT ARMED 1908 166 464 750	DESIGN BY: D. Pillar PROJECT ID: R-2554BA CHECKED BY: D.M. Eaton DIV: 4 DATE: Nov 25, 2007
---	--	--

BORDER R=225mm TH=38mm

USE NOTES: 1,4
 1. Legend and border shall be direct applied Type III reflective sheeting.
 2. Legend and border shall be direct applied non-reflective sheeting.
 3. Shields shall be Type III reflective sheeting on 0.032" (0.8mm) aluminum and demountable.
 4. Background shall be Type III reflective sheeting.
 5. Background shall be Type I reflective sheeting.
 6. Center arrow(s) vertically on sign.
 7. Bottom panel shall be yellow Type III sheeting. Legend shall be direct applied black non-reflective sheeting. Yellow panel is:

LETTER POSITIONS				Series/Size
Letter locations are panel edge to lower left corner				Text Length
E	X	I	T	EN 2000
745	1009	1333	1447	924
3	5	5	B	D 2000
210	545	881	1390	1439

FILENAME: Sign03 NORTH CAROLINA D.O.T. SIGN DETAIL

SIGN NUMBER: 106 TYPE: A QUANTITY: 1 SIGN WIDTH: 4700mm HEIGHT: 3200mm TOTAL AREA: 15.0 Sq.m BORDER TYPE: FLUSH RECESS: 0mm WIDTH: 50mm RADII: 300mm NO. Z BARS: 3 LENGTH: 4496.8	BACKG COLOR: Green COPY COLOR: White SYMBOL X Y WID HT ARMED 428 1974 572 900 NC242 1679 1828 900 900	DESIGN BY: D. Pillar PROJECT ID: R-2554BA CHECKED BY: D.M. Eaton DIV: 4 DATE: Dec 04, 2007
--	---	--

BORDER R=300mm TH=50mm

USE NOTES: 1,3,4
 1. Legend and border shall be direct applied Type III reflective sheeting.
 2. Legend and border shall be direct applied non-reflective sheeting.
 3. Shields shall be Type III reflective sheeting on 0.032" (0.8mm) aluminum and demountable.
 4. Background shall be Type III reflective sheeting.
 5. Background shall be Type I reflective sheeting.
 6. Center arrow(s) vertically on sign.
 7. Bottom panel shall be yellow Type III sheeting. Legend shall be direct applied black non-reflective sheeting. Yellow panel is:


LETTER POSITIONS				Series/Size							
Letter locations are panel edge to lower left corner				Text Length							
E	A	S	T	E 2000							
2829	3176	3515	3791	1187							
T	O	W	A	Y	N	E	EN 2000				
803	1159	1431	1831	2315	2695	3151	3539	3000			
W	E	M	O	R	I	A	L	D	R	EN 2000	
416	888	1276	1840	2236	2532	2736	3160	3240	3640	4084	3868

FILENAME: Sign06 NORTH CAROLINA D.O.T. SIGN DETAIL

NOTE: THIS DRAWING IS DIMENSIONED IN MILLIMETERS UNLESS OTHERWISE DEPICTED WITHIN THE DRAWING.

GROUND MOUNTED SIGN DESIGNS



TIP NO. R-2554BA	SHEET NO. SIGN-29
APPROVED: <i>[Signature]</i>	
DATE: 12/1/07	
SEAL	
	

SIGN NUMBER: 110B TYPE: A QUANTITY: 1	BACKG COLOR: Green COPY COLOR: White	DESIGN BY: D. Pillar PROJECT ID: R-2554BA	CHECKED BY: D.M. Eaton DIV: 4	DATE: Nov 25, 2007
---	---	--	----------------------------------	--------------------

SYMBOL X Y WID HT
M1_4 1388 1681 1125 900

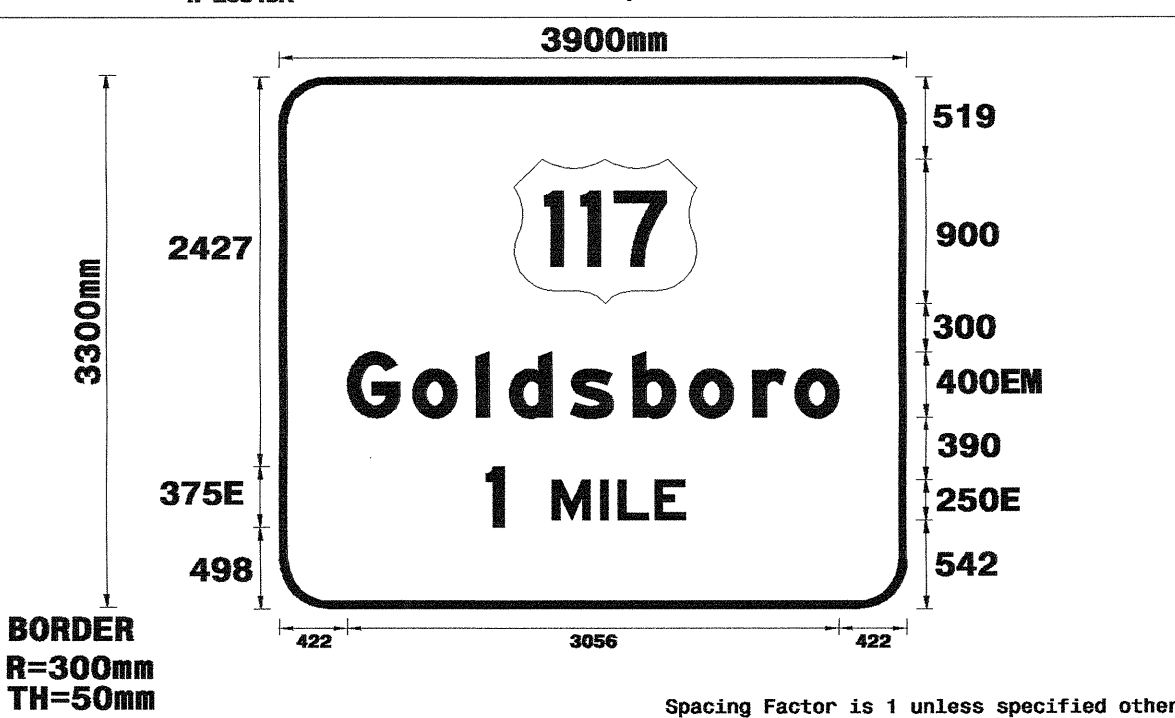
SIGN WIDTH: 3900mm
HEIGHT: 3300mm
TOTAL AREA: 12.9 Sq.m

BORDER TYPE: FLUSH
RECESS: 0mm
WIDTH: 50mm
RADIUS: 300mm

NO. Z BARS: 3
LENGTH: 3696.8

MAT'L: 0.125" (3.2 mm) ALUMINUM

USE NOTES: 1,3,4
1. Legend and border shall be direct applied Type III reflective sheeting.
2. Legend and border shall be direct applied non-reflective sheeting.
3. Shields shall be Type III reflective sheeting on 0.032" (0.8mm) aluminum and demountable.
4. Background shall be Type III reflective sheeting.
5. Background shall be Type I reflective sheeting.
6. Center arrow(s) vertically on sign.
7. Bottom panel shall be yellow Type III sheeting. Legend shall be direct applied black non-reflective sheeting. Yellow panel is:



LETTER POSITIONS

Letter locations are panel edge to lower left corner										Series/Size
										Text Length
G	O	I	D	S	B	O	R	O		EM 2000
422	830	1226	1430	1810	2198	2550	2946	3206		3056
M	I	L	E							E 2000
1700	2000	2110	2340							827
1										E 2000
1287										113

FILENAME: Sign0ne NORTH CAROLINA D.O.T. SIGN DETAIL

SIGN NUMBER: 110A TYPE: B QUANTITY: 1	BACKG COLOR: Green COPY COLOR: White	DESIGN BY: D. Pillar PROJECT ID: R-2554BA	CHECKED BY: D.M. Eaton DIV: 4	DATE: Nov 25, 2007
---	---	--	----------------------------------	--------------------

SYMBOL X Y WID HT


SIGN WIDTH: 2800mm
HEIGHT: 800mm
TOTAL AREA: 2.2 Sq.m

BORDER TYPE: FLUSH
RECESS: 0mm
WIDTH: 50mm
RADIUS: 150mm

NO. Z BARS: 2
LENGTH: 2596.8

MAT'L: 0.125" (3.2 mm) ALUMINUM

USE NOTES: 1,3,4
1. Legend and border shall be direct applied Type III reflective sheeting.
2. Legend and border shall be direct applied non-reflective sheeting.
3. Shields shall be Type III reflective sheeting on 0.032" (0.8mm) aluminum and demountable.
4. Background shall be Type III reflective sheeting.
5. Background shall be Type I reflective sheeting.
6. Center arrow(s) vertically on sign.
7. Bottom panel shall be yellow Type III sheeting. Legend shall be direct applied black non-reflective sheeting. Yellow panel is:



LETTER POSITIONS

Letter locations are panel edge to lower left corner					Series/Size
					Text Length
E	X	I	T		E 2000
364	586	854	941		765
3	5	6			E 2000
1392	1749	2116			1028

FILENAME: Sign0ne NORTH CAROLINA D.O.T. SIGN DETAIL

SIGN NUMBER: 101B TYPE: A QUANTITY: 1	BACKG COLOR: Green COPY COLOR: White	DESIGN BY: D. Pillar PROJECT ID: R-2554BA	CHECKED BY: D.M. Eaton DIV: 4	DATE: Nov 25, 2007
---	---	--	----------------------------------	--------------------

SYMBOL X Y WID HT
M1_4 1388 1882 1135 900

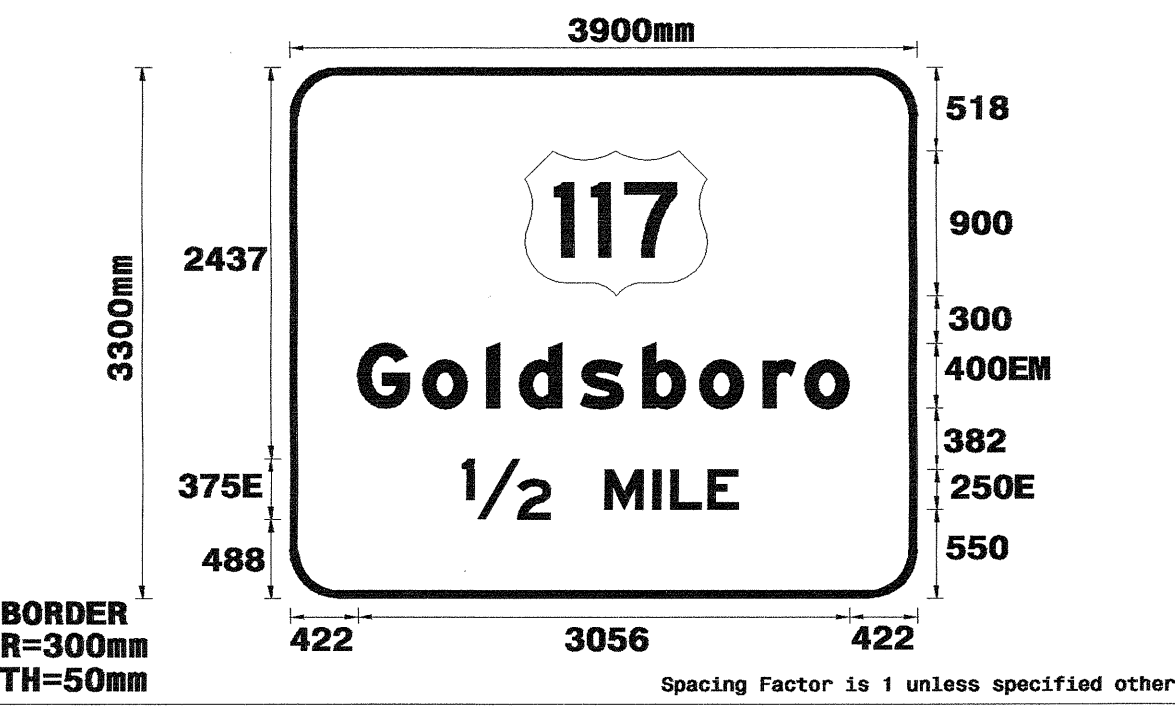
SIGN WIDTH: 3900mm
HEIGHT: 3300mm
TOTAL AREA: 12.9 Sq.m

BORDER TYPE: FLUSH
RECESS: 0mm
WIDTH: 50mm
RADIUS: 300mm

NO. Z BARS: 3
LENGTH: 3696.8

MAT'L: 0.125" (3.2 mm) ALUMINUM

USE NOTES: 1,3,4
1. Legend and border shall be direct applied Type III reflective sheeting.
2. Legend and border shall be direct applied non-reflective sheeting.
3. Shields shall be Type III reflective sheeting on 0.032" (0.8mm) aluminum and demountable.
4. Background shall be Type III reflective sheeting.
5. Background shall be Type I reflective sheeting.
6. Center arrow(s) vertically on sign.
7. Bottom panel shall be yellow Type III sheeting. Legend shall be direct applied black non-reflective sheeting. Yellow panel is:



LETTER POSITIONS

Letter locations are panel edge to lower left corner										Series/Size
										Text Length
G	O	I	D	S	B	O	R	O		EM 2000
422	830	1226	1430	1810	2198	2550	2946	3206		3056
M	I	L	E							E 2000
1958	2258	2368	2598							828
1/2										E 2000
1069										549

FILENAME: Sign0ne NORTH CAROLINA D.O.T. SIGN DETAIL

SIGN NUMBER: 101A TYPE: B QUANTITY: 1	BACKG COLOR: Green COPY COLOR: White	DESIGN BY: D. Pillar PROJECT ID: R-2554BA	CHECKED BY: D.M. Eaton DIV: 4	DATE: Nov 25, 2007
---	---	--	----------------------------------	--------------------

SYMBOL X Y WID HT


SIGN WIDTH: 2800mm
HEIGHT: 800mm
TOTAL AREA: 2.2 Sq.m

BORDER TYPE: FLUSH
RECESS: 0mm
WIDTH: 50mm
RADIUS: 150mm

NO. Z BARS: 2
LENGTH: 2596.8

MAT'L: 0.125" (3.2 mm) ALUMINUM

USE NOTES: 1,3,4
1. Legend and border shall be direct applied Type III reflective sheeting.
2. Legend and border shall be direct applied non-reflective sheeting.
3. Shields shall be Type III reflective sheeting on 0.032" (0.8mm) aluminum and demountable.
4. Background shall be Type III reflective sheeting.
5. Background shall be Type I reflective sheeting.
6. Center arrow(s) vertically on sign.
7. Bottom panel shall be yellow Type III sheeting. Legend shall be direct applied black non-reflective sheeting. Yellow panel is:



LETTER POSITIONS

Letter locations are panel edge to lower left corner					Series/Size
					Text Length
E	X	I	T		E 2000
364	586	854	941		765
3	5	6			E 2000
1392	1749	2116			1028

FILENAME: Sign0ne NORTH CAROLINA D.O.T. SIGN DETAIL

NOTE: THIS DRAWING IS DIMENSIONED IN MILLIMETERS UNLESS OTHERWISE DEPICTED WITHIN THE DRAWING.

GROUND MOUNTED SIGN DESIGNS



TIP NO. R-2554BA	SHEET NO. SIGN-30
APPROVED: <i>[Signature]</i>	
DATE: 12/7/07	
SEAL	

SIGN NUMBER: 102B TYPE: A QUANTITY: 1 SIGN WIDTH: 5300mm HEIGHT: 800mm TOTAL AREA: 4.2 Sq.m BORDER TYPE: FLUSH RECESS: 20mm WIDTH: 30mm RADII: 150mm NO. Z BARS: 2 LENGTH: 5096.8	BACKG COLOR: Yellow COPY COLOR: Black SYMBOL X Y WID HT MAT'L: 0.125" (3.2 mm) ALUMINUM	DESIGN BY: D. Pillar PROJECT ID: R-2554BA CHECKED BY: D.W. Eaton DIV: 4 DATE: Nov 25, 2007
--	--	--

BORDER
R=150mm
TH=30mm
IN=20mm

USE NOTES: 2,4
 1. Legend and border shall be direct applied Type III reflective sheeting.
 2. Legend and border shall be direct applied non-reflective sheeting.
 3. Shields shall be Type III reflective sheeting on 0.032" (0.8mm) aluminum and demountable.
 4. Background shall be Type III reflective sheeting.
 5. Background shall be Type I reflective sheeting.
 6. Center arrow(s) vertically on sign.
 7. Bottom panel shall be yellow Type III sheeting. Legend shall be direct applied black non-reflective sheeting. Yellow panel is: 5300 mm X 800 mm

LETTER POSITIONS

Letter locations are panel edge to lower left corner													Series/Size			
A	L	L	T	R	A	F	F	I	C	E	X	I	T	EM 2000		
861	1163	1391	1579	1833	2067	2301	2603	2844	3086	3197	3403	3657	3881	4155	4251	3579

FILENAME: SignOne NORTH CAROLINA D.O.T. SIGN DETAIL

SIGN NUMBER: 102A TYPE: B QUANTITY: 1 SIGN WIDTH: 3400mm HEIGHT: 800mm TOTAL AREA: 2.7 Sq.m BORDER TYPE: FLUSH RECESS: 0mm WIDTH: 50mm RADII: 150mm NO. Z BARS: 2 LENGTH: 3196.8	BACKG COLOR: Green COPY COLOR: White SYMBOL X Y WID HT MAT'L: 0.125" (3.2 mm) ALUMINUM	DESIGN BY: D. Pillar PROJECT ID: R-2554BA CHECKED BY: D.W. Eaton DIV: 4 DATE: Nov 25, 2007
---	---	--

BORDER
R=150mm
TH=50mm

USE NOTES: 1,4
 1. Legend and border shall be direct applied Type III reflective sheeting.
 2. Legend and border shall be direct applied non-reflective sheeting.
 3. Shields shall be Type III reflective sheeting on 0.032" (0.8mm) aluminum and demountable.
 4. Background shall be Type III reflective sheeting.
 5. Background shall be Type I reflective sheeting.
 6. Center arrow(s) vertically on sign.
 7. Bottom panel shall be yellow Type III sheeting. Legend shall be direct applied black non-reflective sheeting. Yellow panel is:

LETTER POSITIONS

Letter locations are panel edge to lower left corner													Series/Size	
E	X	I	T										EM 2000	
273	493	763	858										770	
3	5	5	A										EM 2000	
1301	1684	2070	2374	2749										1826

FILENAME: SignOne NORTH CAROLINA D.O.T. SIGN DETAIL

SIGN NUMBER: 102C TYPE: A QUANTITY: 1 SIGN WIDTH: 5300mm HEIGHT: 2600mm TOTAL AREA: 13.8 Sq.m BORDER TYPE: FLUSH RECESS: 0mm WIDTH: 50mm RADII: 300mm NO. Z BARS: 3 LENGTH: 5096.8	BACKG COLOR: Green COPY COLOR: White SYMBOL X Y WID HT NT_1 ARMED MAT'L: 0.125" (3.2 mm) ALUMINUM	DESIGN BY: D. Pillar PROJECT ID: R-2554BA CHECKED BY: D.W. Eaton DIV: 4 DATE: Nov 25, 2007
---	--	--

BORDER
R=300mm
TH=50mm

USE NOTES: 1,3,4
 1. Legend and border shall be direct applied Type III reflective sheeting.
 2. Legend and border shall be direct applied non-reflective sheeting.
 3. Shields shall be Type III reflective sheeting on 0.032" (0.8mm) aluminum and demountable.
 4. Background shall be Type III reflective sheeting.
 5. Background shall be Type I reflective sheeting.
 6. Center arrow(s) vertically on sign.
 7. Bottom panel shall be yellow Type III sheeting. Legend shall be direct applied black non-reflective sheeting. Yellow panel is:

LETTER POSITIONS

Letter locations are panel edge to lower left corner													Series/Size		
S	O	U	T	H									E 2000		
2467	2868	3189	3483	3759									1535		
W	I	I	l	i	n	g	t	o	n						EM 2000
385	905	1145	1385	1985	2225	2613	2997	3297	3693						3572

FILENAME: SignOne NORTH CAROLINA D.O.T. SIGN DETAIL

SIGN NUMBER: 111A TYPE: B QUANTITY: 1 SIGN WIDTH: 2800mm HEIGHT: 800mm TOTAL AREA: 2.2 Sq.m BORDER TYPE: FLUSH RECESS: 0mm WIDTH: 50mm RADII: 150mm NO. Z BARS: 2 LENGTH: 2596.8	BACKG COLOR: Green COPY COLOR: White SYMBOL X Y WID HT MAT'L: 0.125" (3.2 mm) ALUMINUM	DESIGN BY: D. Pillar PROJECT ID: R-2554BA CHECKED BY: D.W. Eaton DIV: 4 DATE: Nov 25, 2007
---	---	--

BORDER
R=150mm
TH=50mm

USE NOTES: 1,4
 1. Legend and border shall be direct applied Type III reflective sheeting.
 2. Legend and border shall be direct applied non-reflective sheeting.
 3. Shields shall be Type III reflective sheeting on 0.032" (0.8mm) aluminum and demountable.
 4. Background shall be Type III reflective sheeting.
 5. Background shall be Type I reflective sheeting.
 6. Center arrow(s) vertically on sign.
 7. Bottom panel shall be yellow Type III sheeting. Legend shall be direct applied black non-reflective sheeting. Yellow panel is:

LETTER POSITIONS

Letter locations are panel edge to lower left corner													Series/Size
E	X	I	T										E 2000
369	592	859	947										765
3	5	8										E 2000	
1398	1754	2111										1016	

FILENAME: SignOne NORTH CAROLINA D.O.T. SIGN DETAIL

NOTE: THIS DRAWING IS DIMENSIONED IN MILLIMETERS UNLESS OTHERWISE DEPICTED WITHIN THE DRAWING.

GROUND MOUNTED SIGN DESIGNS



TIP NO. R-2554BA	SHEET NO. SIGN-31
APPROVED: <i>[Signature]</i>	
DATE: 12/7/07	
SEAL	

SIGN NUMBER: 111B TYPE: A QUANTITY: 1 SIGN WIDTH: 5500mm HEIGHT: 800mm TOTAL AREA: 4.4 Sq.m BORDER TYPE: FLUSH RECESS: 20mm WIDTH: 30mm RADIUS: 150mm NO. Z BARS: 2 LENGTH: 5296.8	BACKG COLOR: Yellow COPY COLOR: Black SYMBOL	DESIGN BY: D. Pillar PROJECT ID: R-2554BA CHECKED BY: D.M. Eaton DIV: 4 DATE: Nov 25, 2007
---	--	--

BORDER
R=150mm
TH=30mm
IN=20mm

USE NOTES: 2,4
1. Legend and border shall be direct applied Type III reflective sheeting.
2. Legend and border shall be direct applied non-reflective sheeting.
3. Shields shall be Type III reflective sheeting on 0.032" (0.8mm) aluminum and demountable.
4. Background shall be Type III reflective sheeting.
5. Background shall be Type I reflective sheeting.
6. Center arrow(s) vertically on sign.
7. Bottom panel shall be yellow Type III sheeting. Legend shall be direct applied black non-reflective sheeting. Yellow panel is: 5500 mm X 800 mm

LETTER POSITIONS

Letter locations are panel edge to lower left corner															Series/Size	
A	L	L	T	R	A	F	F	I	C	E	X	I	T		EM 2000	
961	1258	1483	1668	1918	2148	2378	2676	2913	3151	3261	3483	3713	3933	4203	4298	3523

Spacing Factor is 1 unless specified otherwise

FILENAME: Sign00e NORTH CAROLINA D.O.T. SIGN DETAIL

SIGN NUMBER: 109A TYPE: B QUANTITY: 1 SIGN WIDTH: 2800mm HEIGHT: 800mm TOTAL AREA: 2.2 Sq.m BORDER TYPE: FLUSH RECESS: 0mm WIDTH: 50mm RADIUS: 150mm NO. Z BARS: 2 LENGTH: 2596.8	BACKG COLOR: Green COPY COLOR: White SYMBOL	DESIGN BY: D. Pillar PROJECT ID: R-2554BA CHECKED BY: D.M. Eaton DIV: 4 DATE: Nov 25, 2007
--	---	--

BORDER
R=150mm
TH=50mm

USE NOTES: 1,4
1. Legend and border shall be direct applied Type III reflective sheeting.
2. Legend and border shall be direct applied non-reflective sheeting.
3. Shields shall be Type III reflective sheeting on 0.032" (0.8mm) aluminum and demountable.
4. Background shall be Type III reflective sheeting.
5. Background shall be Type I reflective sheeting.
6. Center arrow(s) vertically on sign.
7. Bottom panel shall be yellow Type III sheeting. Legend shall be direct applied black non-reflective sheeting. Yellow panel is:

LETTER POSITIONS

Letter locations are panel edge to lower left corner					Series/Size
E	X	I	T		EM 2000
369	652	859	947		765
3	5	8			EM 2000
1398	1754	2111			1016

Spacing Factor is 1 unless specified otherwise

FILENAME: Sign00e NORTH CAROLINA D.O.T. SIGN DETAIL

SIGN NUMBER: 111C TYPE: A QUANTITY: 1 SIGN WIDTH: 5500mm HEIGHT: 1700mm TOTAL AREA: 9.4 Sq.m BORDER TYPE: FLUSH RECESS: 0mm WIDTH: 50mm RADIUS: 300mm NO. Z BARS: 2 LENGTH: 5296.8	BACKG COLOR: Green COPY COLOR: White SYMBOL	DESIGN BY: D. Pillar PROJECT ID: R-2554BA CHECKED BY: D.M. Eaton DIV: 4 DATE: Nov 25, 2007
---	---	--

BORDER
R=300mm
TH=50mm

USE NOTES: 1,4
1. Legend and border shall be direct applied Type III reflective sheeting.
2. Legend and border shall be direct applied non-reflective sheeting.
3. Shields shall be Type III reflective sheeting on 0.032" (0.8mm) aluminum and demountable.
4. Background shall be Type III reflective sheeting.
5. Background shall be Type I reflective sheeting.
6. Center arrow(s) vertically on sign.
7. Bottom panel shall be yellow Type III sheeting. Legend shall be direct applied black non-reflective sheeting. Yellow panel is:

LETTER POSITIONS

Letter locations are panel edge to lower left corner															Series/Size		
W	a	y	n	e		M	e	m	o	r	i	a	l	D	r	EM 2000	
1288	1772	2152	2608	2996		340	812	1200	1764	2160	2456	2660	3084	3164	3564	4008	1972
																	EM 2000
																	3868

Spacing Factor is 1 unless specified otherwise

FILENAME: Sign00e NORTH CAROLINA D.O.T. SIGN DETAIL

SIGN NUMBER: 109B TYPE: A QUANTITY: 1 SIGN WIDTH: 4600mm HEIGHT: 800mm TOTAL AREA: 3.7 Sq.m BORDER TYPE: FLUSH RECESS: 20mm WIDTH: 30mm RADIUS: 150mm NO. Z BARS: 2 LENGTH: 4396.8	BACKG COLOR: Yellow COPY COLOR: Black SYMBOL	DESIGN BY: D. Pillar PROJECT ID: R-2554BA CHECKED BY: D.M. Eaton DIV: 4 DATE: Nov 25, 2007
---	--	--

BORDER
R=150mm
TH=30mm
IN=20mm

USE NOTES: 2,4
1. Legend and border shall be direct applied Type III reflective sheeting.
2. Legend and border shall be direct applied non-reflective sheeting.
3. Shields shall be Type III reflective sheeting on 0.032" (0.8mm) aluminum and demountable.
4. Background shall be Type III reflective sheeting.
5. Background shall be Type I reflective sheeting.
6. Center arrow(s) vertically on sign.
7. Bottom panel shall be yellow Type III sheeting. Legend shall be direct applied black non-reflective sheeting. Yellow panel is: 4600 mm X 800 mm

LETTER POSITIONS

Letter locations are panel edge to lower left corner															Series/Size	
A	L	L	T	R	A	F	F	I	C	E	X	I	T		EM 2000	
539	836	1061	1246	1496	1726	1956	2254	2491	2729	2839	3041	3291	3511	3781	3876	3523


Spacing Factor is 1 unless specified otherwise

FILENAME: Sign00e NORTH CAROLINA D.O.T. SIGN DETAIL

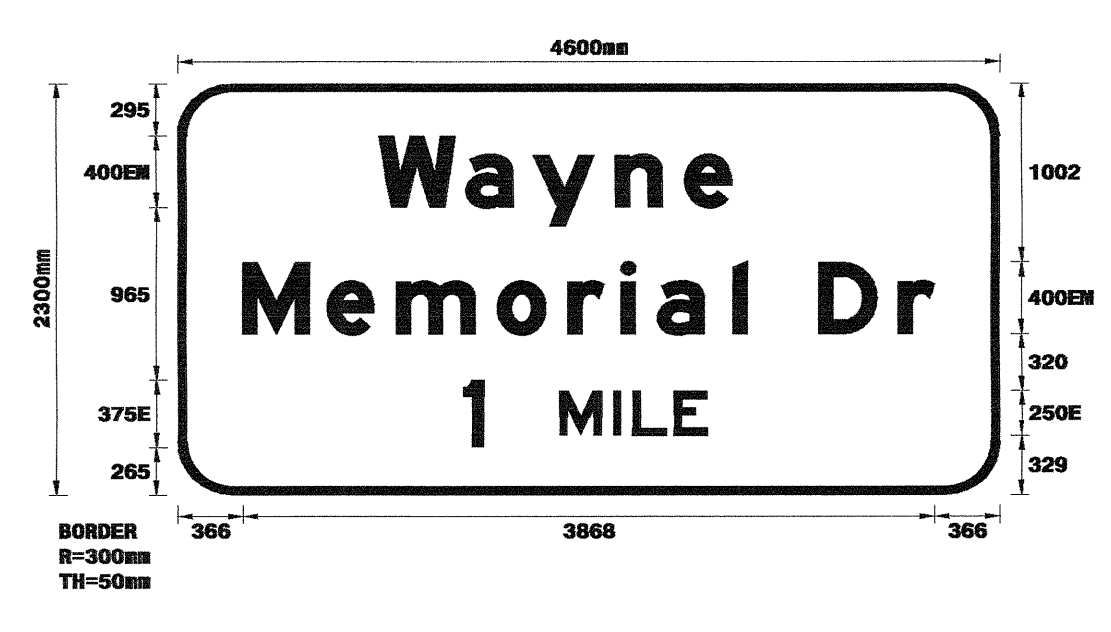
NOTE: THIS DRAWING IS DIMENSIONED IN MILLIMETERS UNLESS OTHERWISE DEPICTED WITHIN THE DRAWING.

GROUND MOUNTED SIGN DESIGNS



TIP NO. R-2554BA	SHEET NO. SIGN-32
APPROVED: <i>[Signature]</i>	
DATE: 12/10/07	
SEAL	
	

SIGN NUMBER: 109C TYPE: A QUANTITY: 1 SIGN WIDTH: 4600mm HEIGHT: 2300mm TOTAL AREA: 10.6 Sq.m BORDER TYPE: FLUSH RECESS: 0mm WIDTH: 50mm RADIUS: 300mm NO. Z BARS: 3 LENGTH: 4396.8	BACKG COLOR: Green COPY COLOR: White SYMBOL X Y WID HT	DESIGN BY: D. Pillar PROJECT ID: R-2554BA	CHECKED BY: D.M. Eaton DIV: 4	DATE: Nov 25, 2007
--	--	--	----------------------------------	--------------------




USE NOTES: 1,4
1. Legend and border shall be direct applied Type III reflective sheeting.
2. Legend and border shall be direct applied non-reflective sheeting.
3. Shields shall be Type III reflective sheeting on 0.032" (0.8mm) aluminum and demountable.
4. Background shall be Type III reflective sheeting.
5. Background shall be Type I reflective sheeting.
6. Center arrow(s) vertically on sign.
7. Bottom panel shall be yellow Type III sheeting. Legend shall be direct applied black non-reflective sheeting. Yellow panel is:

LETTER POSITIONS

Letter locations are panel edge to lower left corner										Series/Size Text Length	
W	a	y	n	e						E 2000	
1314	1614	1994	2450	2838						1972	
M	e	m	o	r	i	a	l	D	r	E 2000	
366	838	1226	1790	2186	2482	2686	3110	3190	3590	4034	3868
M	I	L	E							E 2000	
2135	2435	2545	2775							828	
1										E 2000	
1599										113	

FILENAME: SignOne NORTH CAROLINA D.O.T. SIGN DETAIL

SIGN NUMBER: 115B TYPE: A QUANTITY: 1 SIGN WIDTH: 4600mm HEIGHT: 800mm TOTAL AREA: 3.7 Sq.m BORDER TYPE: FLUSH RECESS: 20mm WIDTH: 30mm RADIUS: 150mm NO. Z BARS: 2 LENGTH: 4396.8	BACKG COLOR: Green COPY COLOR: White SYMBOL X Y WID HT	DESIGN BY: D. Pillar PROJECT ID: R-2554BA	CHECKED BY: D.M. Eaton DIV: 4	DATE: Nov 25, 2007
---	--	--	----------------------------------	--------------------



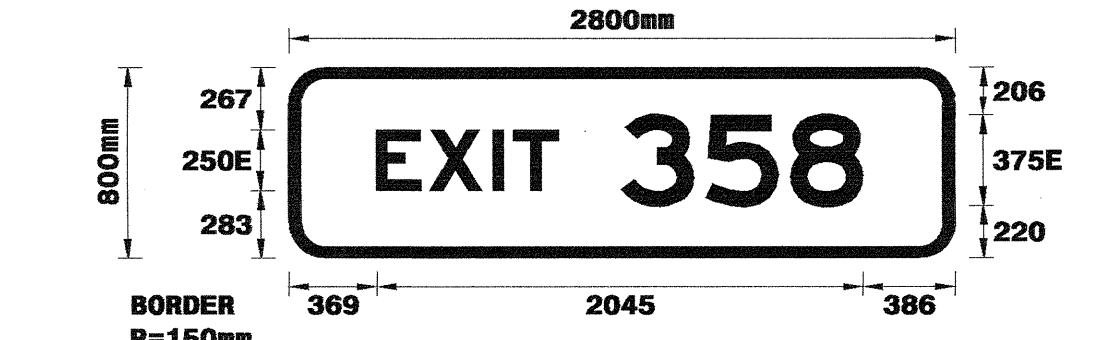
USE NOTES: 2,4
1. Legend and border shall be direct applied Type III reflective sheeting.
2. Legend and border shall be direct applied non-reflective sheeting.
3. Shields shall be Type III reflective sheeting on 0.032" (0.8mm) aluminum and demountable.
4. Background shall be Type III reflective sheeting.
5. Background shall be Type I reflective sheeting.
6. Center arrow(s) vertically on sign.
7. Bottom panel shall be yellow Type III sheeting. Legend shall be direct applied black non-reflective sheeting. Yellow panel is:

LETTER POSITIONS

Letter locations are panel edge to lower left corner										Series/Size Text Length						
A	L	L	T	R	A	F	F	I	C	E	X	I	T	E 2000		
539	836	1061	1246	1496	1726	1956	2254	2491	2729	2839	3041	3291	3511	3781	3876	3523

FILENAME: SignOne NORTH CAROLINA D.O.T. SIGN DETAIL

SIGN NUMBER: 115A TYPE: B QUANTITY: 1 SIGN WIDTH: 2800mm HEIGHT: 800mm TOTAL AREA: 2.2 Sq.m BORDER TYPE: FLUSH RECESS: 0mm WIDTH: 50mm RADIUS: 150mm NO. Z BARS: 2 LENGTH: 2596.8	BACKG COLOR: Green COPY COLOR: White SYMBOL X Y WID HT	DESIGN BY: D. Pillar PROJECT ID: R-2554BA	CHECKED BY: D.M. Eaton DIV: 4	DATE: Nov 25, 2007
--	--	--	----------------------------------	--------------------




USE NOTES: 1,4
1. Legend and border shall be direct applied Type III reflective sheeting.
2. Legend and border shall be direct applied non-reflective sheeting.
3. Shields shall be Type III reflective sheeting on 0.032" (0.8mm) aluminum and demountable.
4. Background shall be Type III reflective sheeting.
5. Background shall be Type I reflective sheeting.
6. Center arrow(s) vertically on sign.
7. Bottom panel shall be yellow Type III sheeting. Legend shall be direct applied black non-reflective sheeting. Yellow panel is:

LETTER POSITIONS

Letter locations are panel edge to lower left corner										Series/Size Text Length
E	X	I	T							E 2000
369	592	859	947							765
3	5	8								E 2000
1398	1754	2111								1016

FILENAME: SignOne NORTH CAROLINA D.O.T. SIGN DETAIL

SIGN NUMBER: 115C TYPE: A QUANTITY: 1 SIGN WIDTH: 4600mm HEIGHT: 2300mm TOTAL AREA: 10.6 Sq.m BORDER TYPE: FLUSH RECESS: 0mm WIDTH: 50mm RADIUS: 300mm NO. Z BARS: 3 LENGTH: 4396.8	BACKG COLOR: Green COPY COLOR: White SYMBOL X Y WID HT	DESIGN BY: D. Pillar PROJECT ID: R-2554BA	CHECKED BY: D.M. Eaton DIV: 4	DATE: Nov 25, 2007
--	--	--	----------------------------------	--------------------



USE NOTES: 1,4
1. Legend and border shall be direct applied Type III reflective sheeting.
2. Legend and border shall be direct applied non-reflective sheeting.
3. Shields shall be Type III reflective sheeting on 0.032" (0.8mm) aluminum and demountable.
4. Background shall be Type III reflective sheeting.
5. Background shall be Type I reflective sheeting.
6. Center arrow(s) vertically on sign.
7. Bottom panel shall be yellow Type III sheeting. Legend shall be direct applied black non-reflective sheeting. Yellow panel is:

LETTER POSITIONS

Letter locations are panel edge to lower left corner										Series/Size Text Length	
W	a	y	n	e						E 2000	
1314	1614	1994	2450	2838						1972	
M	e	m	o	r	i	a	l	D	r	E 2000	
366	838	1226	1790	2186	2482	2686	3110	3190	3590	4034	3868
M	I	L	E							E 2000	
2256	2556	2666	2896							828	
1/2										E 2000	
1347										549	

FILENAME: SignOne NORTH CAROLINA D.O.T. SIGN DETAIL

NOTE: THIS DRAWING IS DIMENSIONED IN MILLIMETERS UNLESS OTHERWISE DEPICTED WITHIN THE DRAWING.

GROUND MOUNTED SIGN DESIGNS



TIP NO. R-2554BA SHEET NO. SIGN-33

APPROVED: *[Signature]*

DATE: 12/7/07

SEAL



SIGN NUMBER: 1148 TYPE: A BACKG COLOR: Green COPY COLOR: White

DESIGN BY: D. Pillar CHECKED BY: D.W. Eaton DATE: Dec 06, 2007

PROJECT ID: R-25548A DIV: 4

SYMBOL X Y WID HT
 NC242 961 2506 900 900
 W1_4 2737 2492 1135 900

SIGN WIDTH: 4700mm HEIGHT: 4500mm TOTAL AREA: 21.2 Sq.m

BORDER TYPE: FLUSH RECESS: 0mm WIDTH: 50mm RADII: 300mm

NO. Z BARS: 6 MAT'L: 0.125" (3.2 mm) ALUMINUM LENGTH: 4496.8

USE NOTES: 1,3,4
 1. Legend and border shall be direct applied Type III reflective sheeting.
 2. Legend and border shall be direct applied non-reflective sheeting.
 3. Shields shall be Type III reflective sheeting on 0.032" (0.8mm) aluminum and demountable.
 4. Background shall be Type III reflective sheeting.
 5. Background shall be Type I reflective sheeting.
 6. Center arrow(s) vertically on sign.
 7. Bottom panel shall be yellow Type III sheeting. Legend shall be direct applied black non-reflective sheeting. Yellow panel is:

Spacing Factor is 1 unless specified otherwise

LETTER POSITIONS

Letter spacings are to start of next letter												Series/Size	
												Text Length	
E	A	S	T									E	2000
815	281	66	339	276	225	2698						1187	
T	O											E	2000
2996	281	44	252	1127								577	
T	O	W	A	Y	N	E						EN	2000
811	356	272	400	484	380	456	388	264	889			3000	
M	E	M	O	R	I	A	L	D	R			EN	2000
416	472	388	564	396	296	204	424	80	400	444	200	416	3868
M	I	L	E									E	2000
2078	300	110	230	188	1795							828	
1												E	2000
1664	113	2923										113	

FILENAME: SignOne NORTH CAROLINA D.O.T. SIGN DETAIL

SIGN NUMBER: 1138 TYPE: A BACKG COLOR: Green COPY COLOR: White

DESIGN BY: D. Pillar CHECKED BY: D.W. Eaton DATE: Dec 06, 2007

PROJECT ID: R-25548A DIV: 4

SYMBOL X Y WID HT
 NC242 961 2506 900 900
 W1_4 2737 2492 1135 900

SIGN WIDTH: 4700mm HEIGHT: 4500mm TOTAL AREA: 21.2 Sq.m

BORDER TYPE: FLUSH RECESS: 0mm WIDTH: 50mm RADII: 300mm

NO. Z BARS: 6 MAT'L: 0.125" (3.2 mm) ALUMINUM LENGTH: 4496.8

USE NOTES: 1,3,4
 1. Legend and border shall be direct applied Type III reflective sheeting.
 2. Legend and border shall be direct applied non-reflective sheeting.
 3. Shields shall be Type III reflective sheeting on 0.032" (0.8mm) aluminum and demountable.
 4. Background shall be Type III reflective sheeting.
 5. Background shall be Type I reflective sheeting.
 6. Center arrow(s) vertically on sign.
 7. Bottom panel shall be yellow Type III sheeting. Legend shall be direct applied black non-reflective sheeting. Yellow panel is:

Spacing Factor is 1 unless specified otherwise

LETTER POSITIONS

Letter spacings are to start of next letter												Series/Size	
												Text Length	
E	A	S	T									E	2000
815	281	66	339	276	225	2698						1187	
T	O											E	2000
2996	281	44	252	1127								577	
T	O	W	A	Y	N	E						EN	2000
811	356	272	400	484	380	456	388	264	889			3000	
M	E	M	O	R	I	A	L	D	R			EN	2000
416	472	388	564	396	296	204	424	80	400	444	200	416	3868
M	I	L	E									E	2000
2078	300	110	230	188	1795							828	
1												E	2000
1664	113	2923										113	

FILENAME: SignOne NORTH CAROLINA D.O.T. SIGN DETAIL

SIGN NUMBER: 1188 TYPE: A BACKG COLOR: Green COPY COLOR: White

DESIGN BY: D. Pillar CHECKED BY: D.W. Eaton DATE: Dec 06, 2007

PROJECT ID: R-25548A DIV: 4

SYMBOL X Y WID HT
 NC242 961 2496 900 900
 W1_4 2737 2482 1135 900

SIGN WIDTH: 4700mm HEIGHT: 4500mm TOTAL AREA: 21.2 Sq.m

BORDER TYPE: FLUSH RECESS: 0mm WIDTH: 50mm RADII: 300mm

NO. Z BARS: 6 MAT'L: 0.125" (3.2 mm) ALUMINUM LENGTH: 4496.8

USE NOTES: 1,3,4
 1. Legend and border shall be direct applied Type III reflective sheeting.
 2. Legend and border shall be direct applied non-reflective sheeting.
 3. Shields shall be Type III reflective sheeting on 0.032" (0.8mm) aluminum and demountable.
 4. Background shall be Type III reflective sheeting.
 5. Background shall be Type I reflective sheeting.
 6. Center arrow(s) vertically on sign.
 7. Bottom panel shall be yellow Type III sheeting. Legend shall be direct applied black non-reflective sheeting. Yellow panel is:

Spacing Factor is 1 unless specified otherwise

LETTER POSITIONS

Letter spacings are to start of next letter												Series/Size	
												Text Length	
E	A	S	T									E	2000
815	281	66	339	276	225	2698						1187	
T	O											E	2000
2996	281	44	252	1127								577	
T	O	W	A	Y	N	E						EN	2000
811	356	272	400	484	380	456	388	264	889			3000	
M	E	M	O	R	I	A	L	D	R			EN	2000
416	472	388	564	396	296	204	424	80	400	444	200	416	3868
M	I	L	E									E	2000
2410	300	110	230	188	1462							828	
1/2												E	2000
1478	549	2673										549	

FILENAME: SignOne NORTH CAROLINA D.O.T. SIGN DETAIL

SIGN NUMBER: 1198 TYPE: A BACKG COLOR: Green COPY COLOR: White

DESIGN BY: D. Pillar CHECKED BY: D.W. Eaton DATE: Dec 06, 2007

PROJECT ID: R-25548A DIV: 4

SYMBOL X Y WID HT
 NC242 961 2496 900 900
 W1_4 2737 2482 1135 900

SIGN WIDTH: 4700mm HEIGHT: 4500mm TOTAL AREA: 21.2 Sq.m

BORDER TYPE: FLUSH RECESS: 0mm WIDTH: 50mm RADII: 300mm

NO. Z BARS: 6 MAT'L: 0.125" (3.2 mm) ALUMINUM LENGTH: 4496.8

USE NOTES: 1,3,4
 1. Legend and border shall be direct applied Type III reflective sheeting.
 2. Legend and border shall be direct applied non-reflective sheeting.
 3. Shields shall be Type III reflective sheeting on 0.032" (0.8mm) aluminum and demountable.
 4. Background shall be Type III reflective sheeting.
 5. Background shall be Type I reflective sheeting.
 6. Center arrow(s) vertically on sign.
 7. Bottom panel shall be yellow Type III sheeting. Legend shall be direct applied black non-reflective sheeting. Yellow panel is:

Spacing Factor is 1 unless specified otherwise

LETTER POSITIONS

Letter spacings are to start of next letter												Series/Size	
												Text Length	
E	A	S	T									E	2000
815	281	66	339	276	225	2698						1187	
T	O											E	2000
2996	281	44	252	1127								577	
T	O	W	A	Y	N	E						EN	2000
811	356	272	400	484	380	456	388	264	889			3000	
M	E	M	O	R	I	A	L	D	R			EN	2000
416	472	388	564	396	296	204	424	80	400	444	200	416	3868
M	I	L	E									E	2000
2410	300	110	230	188	1462							828	
1/2												E	2000
1478	549	2673										549	

FILENAME: SignOne NORTH CAROLINA D.O.T. SIGN DETAIL

NOTE: THIS DRAWING IS DIMENSIONED IN MILLIMETERS UNLESS OTHERWISE DEPICTED WITHIN THE DRAWING.

GROUND MOUNTED SIGN DESIGNS



TIP NO. R-2554BA SHEET NO. SIGN-34

APPROVED: *[Signature]*
DATE: 12/17/07

SEAL



SIGN NUMBER: 113A **BACKG COLOR:** Green **DESIGN BY:** D. Pillar **CHECKED BY:** D.M. Eaton **DATE:** Dec 03, 2007
TYPE: D **COPY COLOR:** White **PROJECT ID:** R-2554BA **DIV:** 4

QUANTITY: 1

SYMBOL	X	Y	WID	HT

SIGN WIDTH: 2500mm
 HEIGHT: 800mm
 TOTAL AREA: 2.0 Sq.m

BORDER TYPE: FLUSH
 RECESS: 0mm
 WIDTH: 50mm
 RADII: 150mm

NO. Z BARS: _____
 LENGTH: _____

MAT'L: 0.125" (3.2 mm) ALUMINUM

USE NOTES: 1,4
 1. Legend and border shall be direct applied Type III reflective sheeting.
 2. Legend and border shall be direct applied non-reflective sheeting.
 3. Shields shall be Type III reflective sheeting on 0.032" (0.8mm) aluminum and demountable.
 4. Background shall be Type III reflective sheeting.
 5. Background shall be Type I reflective sheeting.
 6. Center arrow(s) vertically on sign.
 7. Bottom panel shall be yellow Type III sheeting. Legend shall be direct applied black non-reflective sheeting. Yellow panel is:

BORDER
 R=150mm
 TH=50mm

Spacing Factor is 1 unless specified otherwise

LETTER POSITIONS

Letter locations are panel edge to lower left corner					Series/Size Text Length
E	X	I	T		E 2000
400	623	890	978		765
2	2				E 2000
1429	1785				660

FILENAME: SignOne NORTH CAROLINA D.O.T. SIGN DETAIL

SIGN NUMBER: 114A **BACKG COLOR:** Green **DESIGN BY:** D. Pillar **CHECKED BY:** D.M. Eaton **DATE:** Dec 03, 2007
TYPE: D **COPY COLOR:** White **PROJECT ID:** R-2554BA **DIV:** 4

QUANTITY: 1

SYMBOL	X	Y	WID	HT

SIGN WIDTH: 2500mm
 HEIGHT: 800mm
 TOTAL AREA: 2.0 Sq.m

BORDER TYPE: FLUSH
 RECESS: 0mm
 WIDTH: 50mm
 RADII: 150mm

NO. Z BARS: _____
 LENGTH: _____

MAT'L: 0.125" (3.2 mm) ALUMINUM

USE NOTES: 1,4
 1. Legend and border shall be direct applied Type III reflective sheeting.
 2. Legend and border shall be direct applied non-reflective sheeting.
 3. Shields shall be Type III reflective sheeting on 0.032" (0.8mm) aluminum and demountable.
 4. Background shall be Type III reflective sheeting.
 5. Background shall be Type I reflective sheeting.
 6. Center arrow(s) vertically on sign.
 7. Bottom panel shall be yellow Type III sheeting. Legend shall be direct applied black non-reflective sheeting. Yellow panel is:

BORDER
 R=150mm
 TH=50mm

Spacing Factor is 1 unless specified otherwise

LETTER POSITIONS

Letter locations are panel edge to lower left corner					Series/Size Text Length
E	X	I	T		E 2000
400	623	890	978		765
2	2				E 2000
1429	1785				660

FILENAME: SignOne NORTH CAROLINA D.O.T. SIGN DETAIL

SIGN NUMBER: 116A **BACKG COLOR:** Green **DESIGN BY:** D. Pillar **CHECKED BY:** D.M. Eaton **DATE:** Dec 03, 2007
TYPE: D **COPY COLOR:** White **PROJECT ID:** R-2554BA **DIV:** 4

QUANTITY: 1

SYMBOL	X	Y	WID	HT

SIGN WIDTH: 2500mm
 HEIGHT: 800mm
 TOTAL AREA: 2.0 Sq.m

BORDER TYPE: FLUSH
 RECESS: 0mm
 WIDTH: 50mm
 RADII: 150mm

NO. Z BARS: _____
 LENGTH: _____

MAT'L: 0.125" (3.2 mm) ALUMINUM

USE NOTES: 1,4
 1. Legend and border shall be direct applied Type III reflective sheeting.
 2. Legend and border shall be direct applied non-reflective sheeting.
 3. Shields shall be Type III reflective sheeting on 0.032" (0.8mm) aluminum and demountable.
 4. Background shall be Type III reflective sheeting.
 5. Background shall be Type I reflective sheeting.
 6. Center arrow(s) vertically on sign.
 7. Bottom panel shall be yellow Type III sheeting. Legend shall be direct applied black non-reflective sheeting. Yellow panel is:

BORDER
 R=150mm
 TH=50mm

Spacing Factor is 1 unless specified otherwise

LETTER POSITIONS

Letter locations are panel edge to lower left corner					Series/Size Text Length
E	X	I	T		E 2000
400	623	890	978		765
2	2				E 2000
1429	1785				660

FILENAME: SignOne NORTH CAROLINA D.O.T. SIGN DETAIL

SIGN NUMBER: 119A **BACKG COLOR:** Green **DESIGN BY:** D. Pillar **CHECKED BY:** D.M. Eaton **DATE:** Dec 03, 2007
TYPE: D **COPY COLOR:** White **PROJECT ID:** R-2554BA **DIV:** 4

QUANTITY: 1

SYMBOL	X	Y	WID	HT

SIGN WIDTH: 2500mm
 HEIGHT: 800mm
 TOTAL AREA: 2.0 Sq.m

BORDER TYPE: FLUSH
 RECESS: 0mm
 WIDTH: 50mm
 RADII: 150mm

NO. Z BARS: _____
 LENGTH: _____

MAT'L: 0.125" (3.2 mm) ALUMINUM

USE NOTES: 1,4
 1. Legend and border shall be direct applied Type III reflective sheeting.
 2. Legend and border shall be direct applied non-reflective sheeting.
 3. Shields shall be Type III reflective sheeting on 0.032" (0.8mm) aluminum and demountable.
 4. Background shall be Type III reflective sheeting.
 5. Background shall be Type I reflective sheeting.
 6. Center arrow(s) vertically on sign.
 7. Bottom panel shall be yellow Type III sheeting. Legend shall be direct applied black non-reflective sheeting. Yellow panel is:

BORDER
 R=150mm
 TH=50mm

Spacing Factor is 1 unless specified otherwise

LETTER POSITIONS

Letter locations are panel edge to lower left corner					Series/Size Text Length
E	X	I	T		E 2000
400	623	890	978		765
2	2				E 2000
1429	1785				660


FILENAME: SignOne NORTH CAROLINA D.O.T. SIGN DETAIL

NOTE: THIS DRAWING IS DIMENSIONED IN MILLIMETERS UNLESS OTHERWISE DEPICTED WITHIN THE DRAWING.


**GROUND MOUNTED
SIGN DESIGNS**



APPROVED: *[Signature]*
DATE: 12/7/07




402 QUANTITY REQ'D 4



1219 X 1524
R2-1

TWO "U" POSTS PER SIGN


413 QUANTITY REQ'D 3



1372 X 457
R6-1 (R)

TWO "U" POSTS PER SIGN

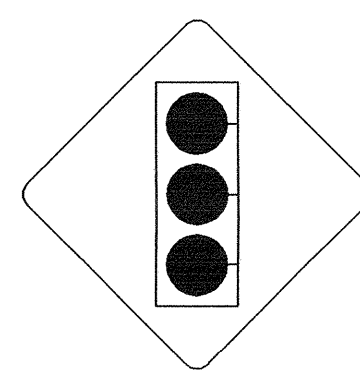
419 QUANTITY REQ'D 3



1219 X 1524
W13-2

TWO "U" POSTS PER SIGN


438 QUANTITY REQ'D 4



900 X 900
W3-3

ONE "U" POSTS PER SIGN


406 QUANTITY REQ'D 5



1219 X 1219
W4-1 (R)

TWO "U" POST PER SIGN


414 QUANTITY REQ'D 3



1372 X 457
R6-1 (L)

TWO "U" POSTS PER SIGN


428 QUANTITY REQ'D 1



1219 X 1219
W9-1

TWO "U" POSTS PER SIGN


408 QUANTITY REQ'D 5



762 X 762
R1-1

ONE "U" POST PER SIGN


416 QUANTITY REQ'D 2



610 X 762
R4-7

ONE "U" POST PER SIGN


431 QUANTITY REQ'D 1



1219 X 1219
W19-10(R)

TWO "U" POSTS PER SIGN


410 QUANTITY REQ'D 6



900 X 600
R5-1A

ONE "U" POST PER SIGN


417 QUANTITY REQ'D 2



457 X 457
R4-7

MOUNT BELOW SIGN NO. 416
IN 2 INSTALLATIONS


432 QUANTITY REQ'D 1



1219 X 1219
W19-10(R)

TWO "U" POSTS PER SIGN


411 QUANTITY REQ'D 3



762 X 762
R5-1

ONE "U" POST PER SIGN


418 QUANTITY REQ'D 3



1219 X 1524
W13-2

TWO "U" POSTS PER SIGN

435 QUANTITY REQ'D 4



1219 X 1219
W19-10(R)

TWO "U" POSTS PER SIGN

NOTE: THIS DRAWING IS DIMENSIONED
IN MILIMETERS UNLESS OTHERWISE
DEPICTED WITHIN THE DRAWING.

TYPE "E" SIGNS



APPROVED: *[Signature]*

DATE: 12/7/07



501

NORTH 1 - 762 X 381

INTERSTATE 795 1 - 1143 X 914

ONE "U" POST

507

SOUTH 1 - 762 X 381

117 1 - 1143 X 914

ONE "U" POST

513

WEST 1 - 610 X 305

44 1 - 610 X 610

← 1 - 533 X 381

ONE "U" POST

QUANTITY REQ'D 1

EAST 44 MILE 358 1- 300 X 900

ONE "U" POST

QUANTITY REQ'D 1

WEST 44 MILE 358 1- 300 X 900

ONE "U" POST

502

SOUTH 1 - 762 X 381

INTERSTATE 795 1 - 1143 X 914

ONE "U" POST

509

EAST 1 - 762 X 381

44 1 - 900 X 900

ONE "U" POST

514

WEST 1 - 610 X 305

44 1 - 610 X 610

→ 1 - 533 X 381

ONE "U" POSTS

QUANTITY REQ'D 1

WEST 44 MILE 356 1- 300 X 900

ONE "U" POST

QUANTITY REQ'D 1

EAST 44 MILE 356 1- 300 X 900

ONE "U" POST

QUANTITY REQ'D 1

WEST 44 MILE 355 .5 1- 300 X 1000

ONE "U" POST

503

508

JCT 1 - 533 X 381

44 1 - 914 X 914

ONE "U" POST

510

519

WEST 1 - 762 X 381

44 1 - 900 X 900

ONE "U" POST

516

WEST 1 - 610 X 305

44 1 - 610 X 610

↙ 1 - 533 X 381

ONE "U" POST

QUANTITY REQ'D 1

WEST 44 MILE 357 1- 300 X 900

ONE "U" POST

QUANTITY REQ'D 1

EAST 44 MILE 357 1- 300 X 900

ONE "U" POST

QUANTITY REQ'D 1

EAST 44 MILE 358 .5 1- 300 X 1000

ONE "U" POST

504

506

SOUTH NORTH 2 - 762 X 381

117 117 2 - 1143 X 914

← → 2 - 533 X 381

TWO "U" POSTS

511

515

JCT 1 - 533 X 381

44 1 - 610 X 610

ONE "U" POST

517

WEST TO 2 - 762 X 381

44 INTERSTATE 795 1 - 914 X 914 1 - 1143 X 914

↘ ↘ 2 - 533 X 381

TWO "U" POSTS

QUANTITY REQ'D 1

EAST 44 MILE 357 .5 1- 300 X 1000

ONE "U" POST

QUANTITY REQ'D 1

WEST 44 MILE 357 .5 1- 300 X 1000

ONE "U" POST

QUANTITY REQ'D 1

WEST 44 MILE 356 .5 1- 300 X 1000

ONE "U" POST

505

NORTH 1 - 762 X 381

117 1 - 1143 X 914

ONE "U" POST

512

WEST 1 - 610 X 305

44 1 - 610 X 610

↑ 1 - 533 X 381

ONE "U" POSTS

518

EAST 1 - 762 X 381

44 1 - 914 X 914

↙ 1 - 533 X 381

ONE "U" POST

QUANTITY REQ'D 1

EAST 44 MILE 356 .5 1- 300 X 1000

ONE "U" POST

QUANTITY REQ'D 1

WEST 44 MILE 358 .5 1- 300 X 1000

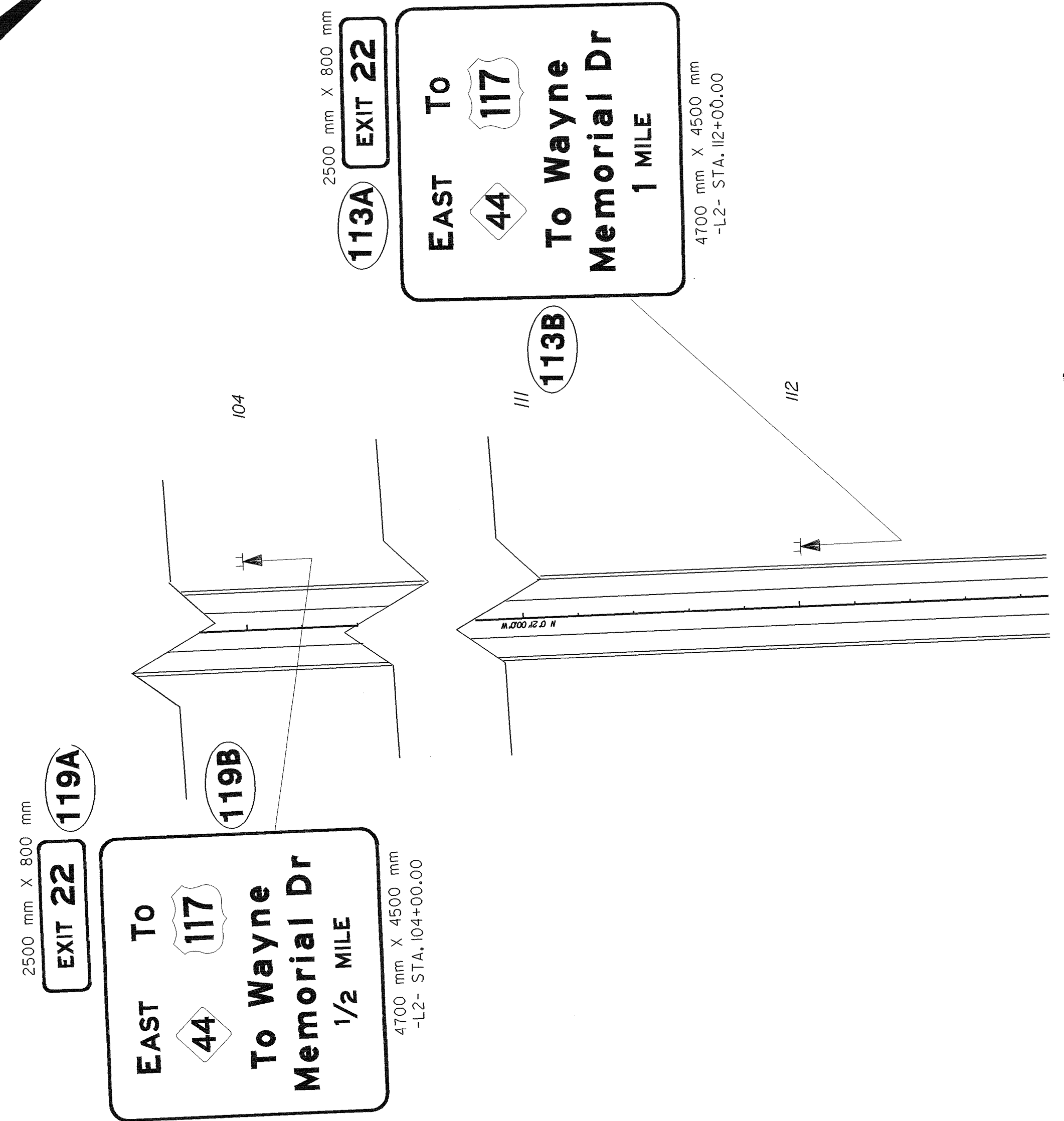
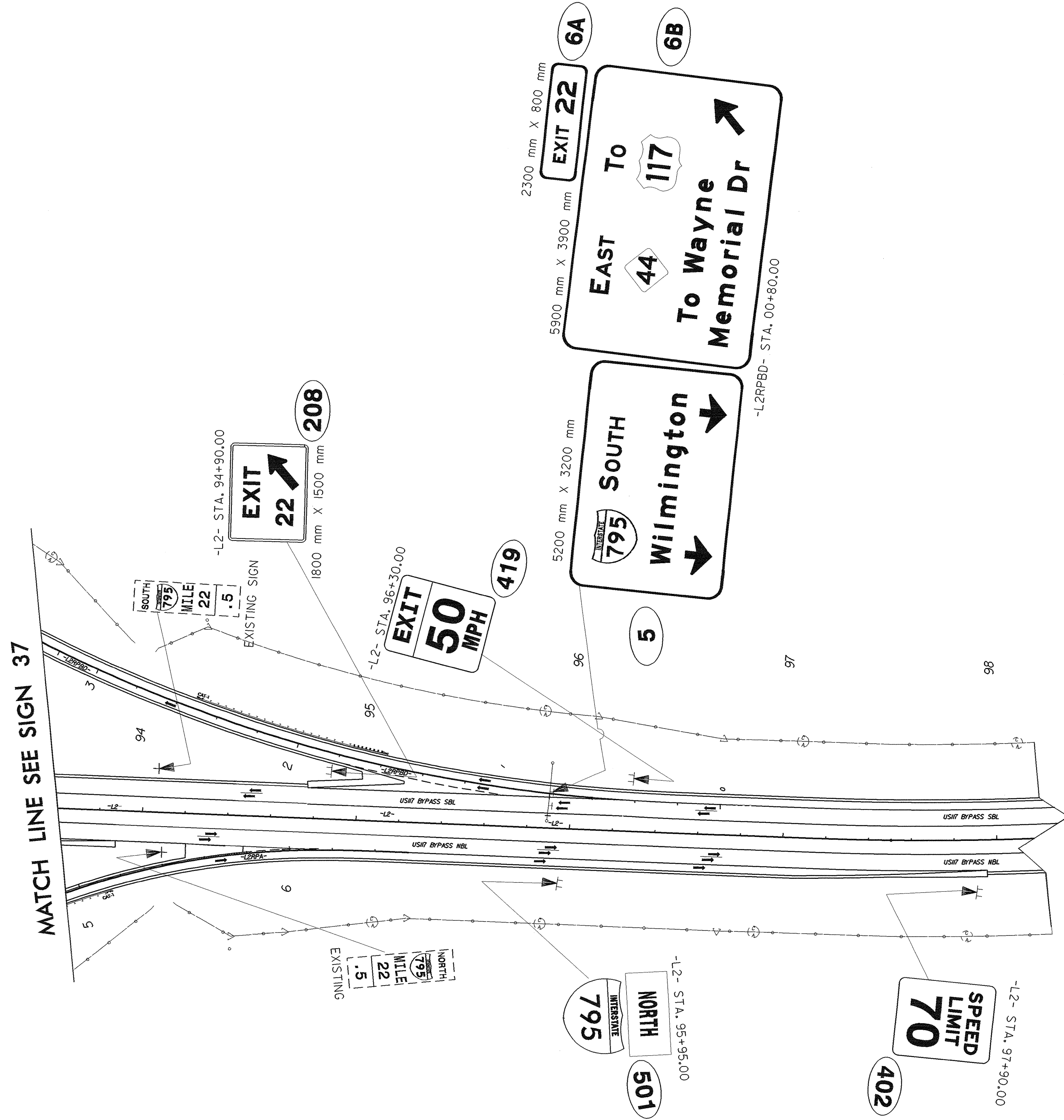
ONE "U" POST

NOTE: THIS DRAWING IS DIMENSIONED IN MILIMETERS UNLESS OTHERWISE DEPICTED WITHIN THE DRAWING.

TYPE "F" SIGNS & MILEMARKERS



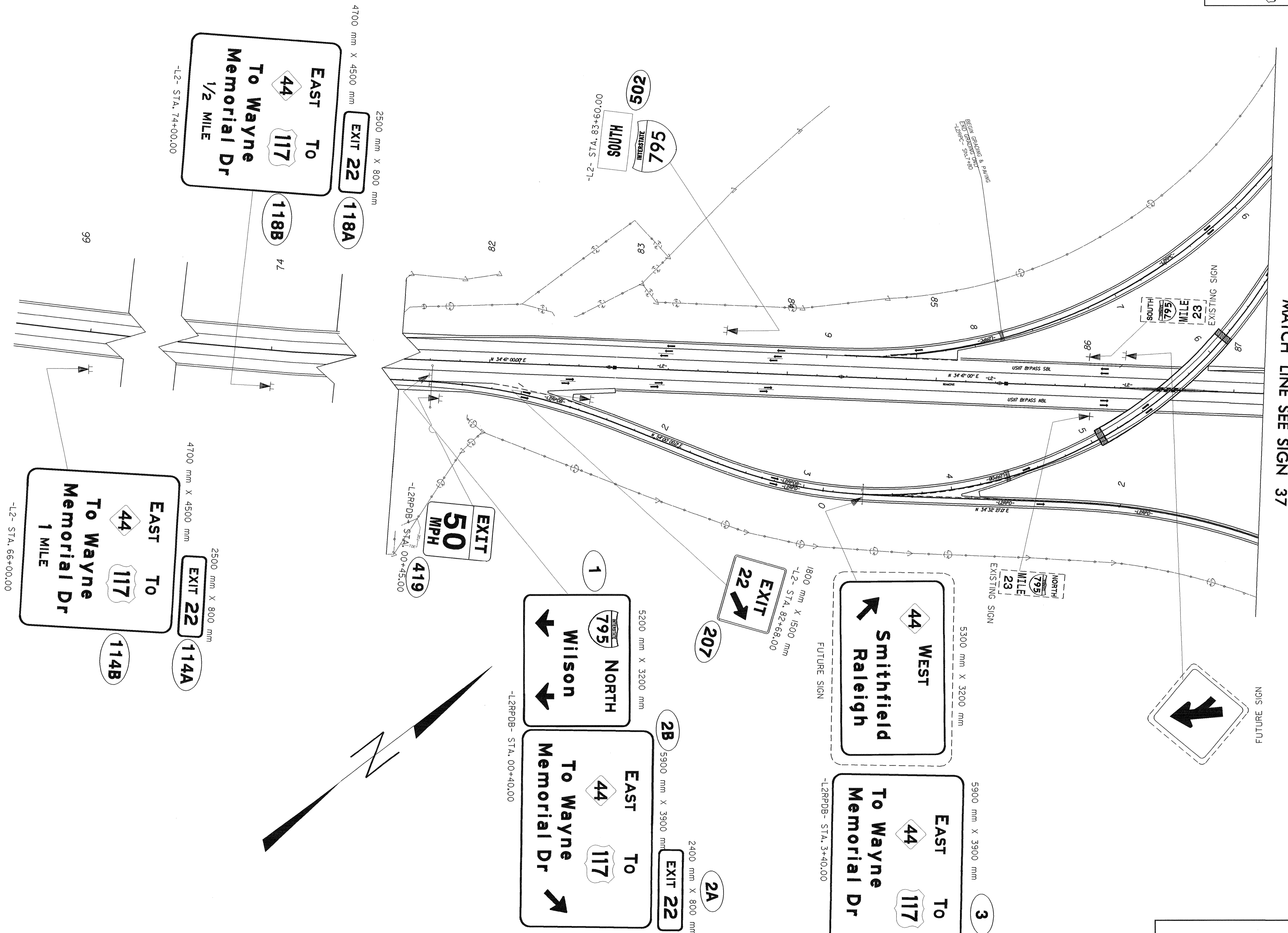
TIP NO. R-2554BA	SHEET NO. SIGN-38
APPROVED: <i>[Signature]</i>	
DATE: 12/10/07	
SEAL	



PROPOSED AND EXISTING SIGNS
-L2- STA. 93+60.00 TO 112+60.00



TIP NO. R-2554BA	SHEET NO. SIGN-39
APPROVED: <i>[Signature]</i>	
DATE: 12/19/07	
SEAL	

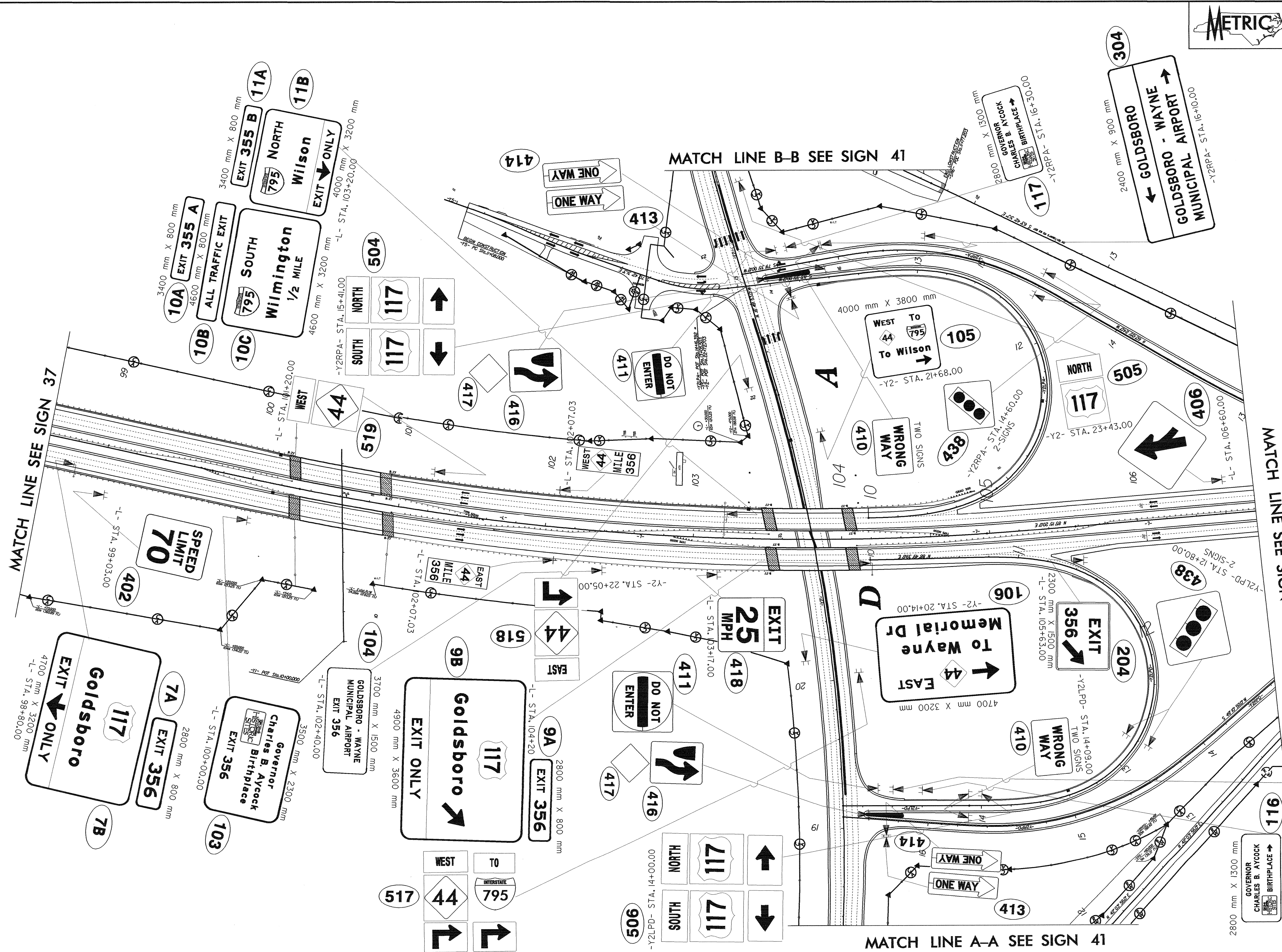



MATCH LINE SEE SIGN 37

PROPOSED, EXISTING AND FUTURE SIGNS
-L2- STA. 65+00.00 TO 87+20.00



TIP NO. R-255/BA SHEET NO. SIGN-40
 APPROVED: *[Signature]*
 DATE: 12/10/07



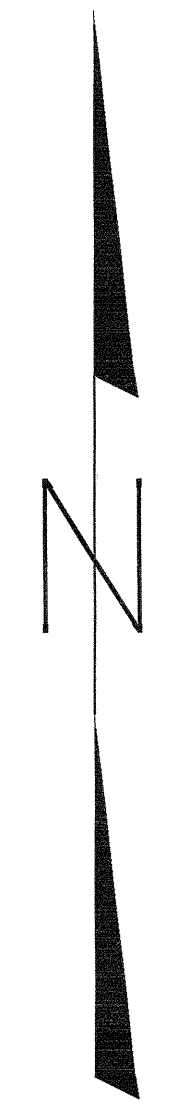
MATCH LINE SEE SIGN 37

MATCH LINE B-B SEE SIGN 41

MATCH LINE SEE SIGN 42

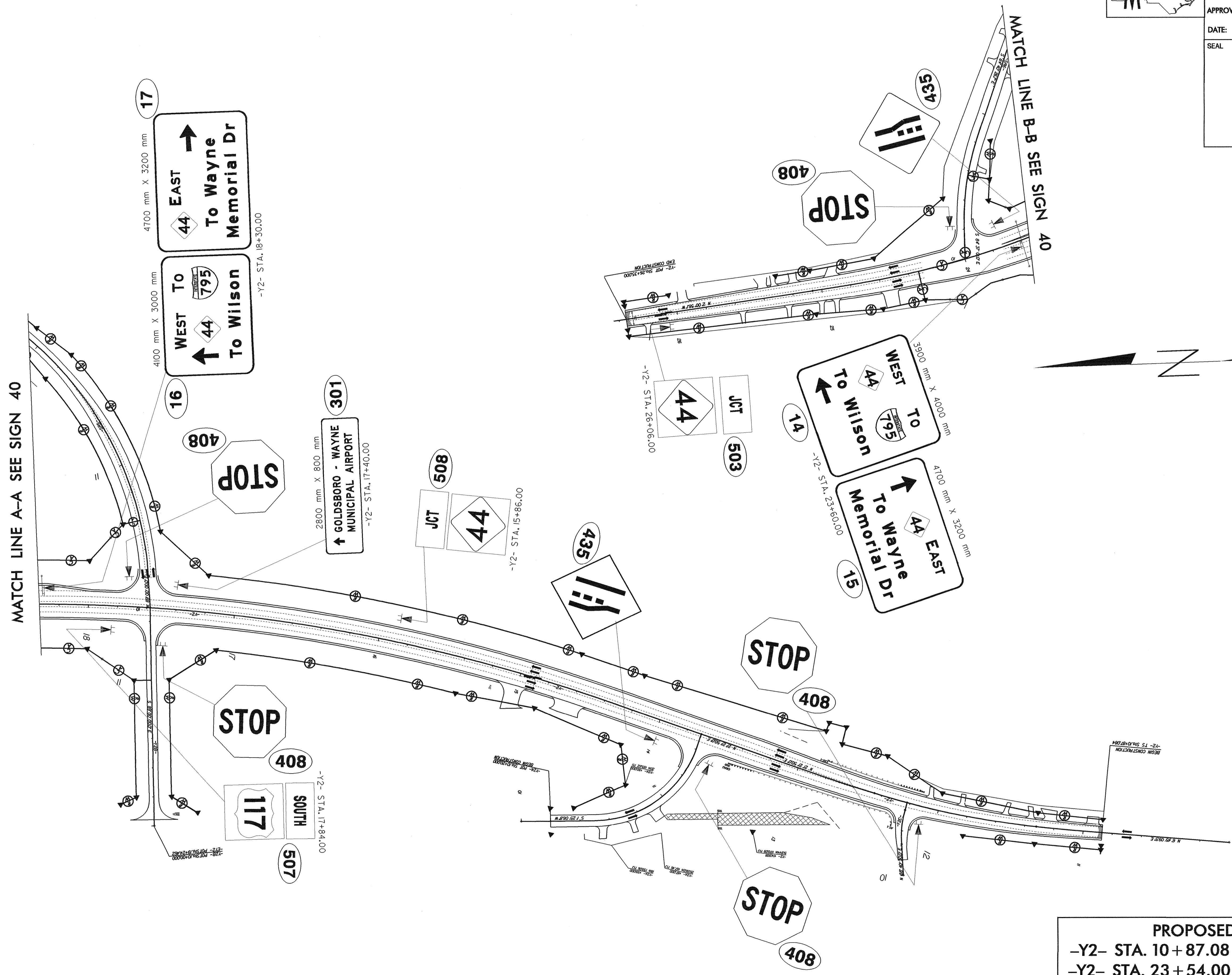
MATCH LINE A-A SEE SIGN 41

PROPOSED SIGNS
 -L- STA. 98+60.00 TO 106+80.00
 -Y2- STA. 18+33.70 TO 23+54.00





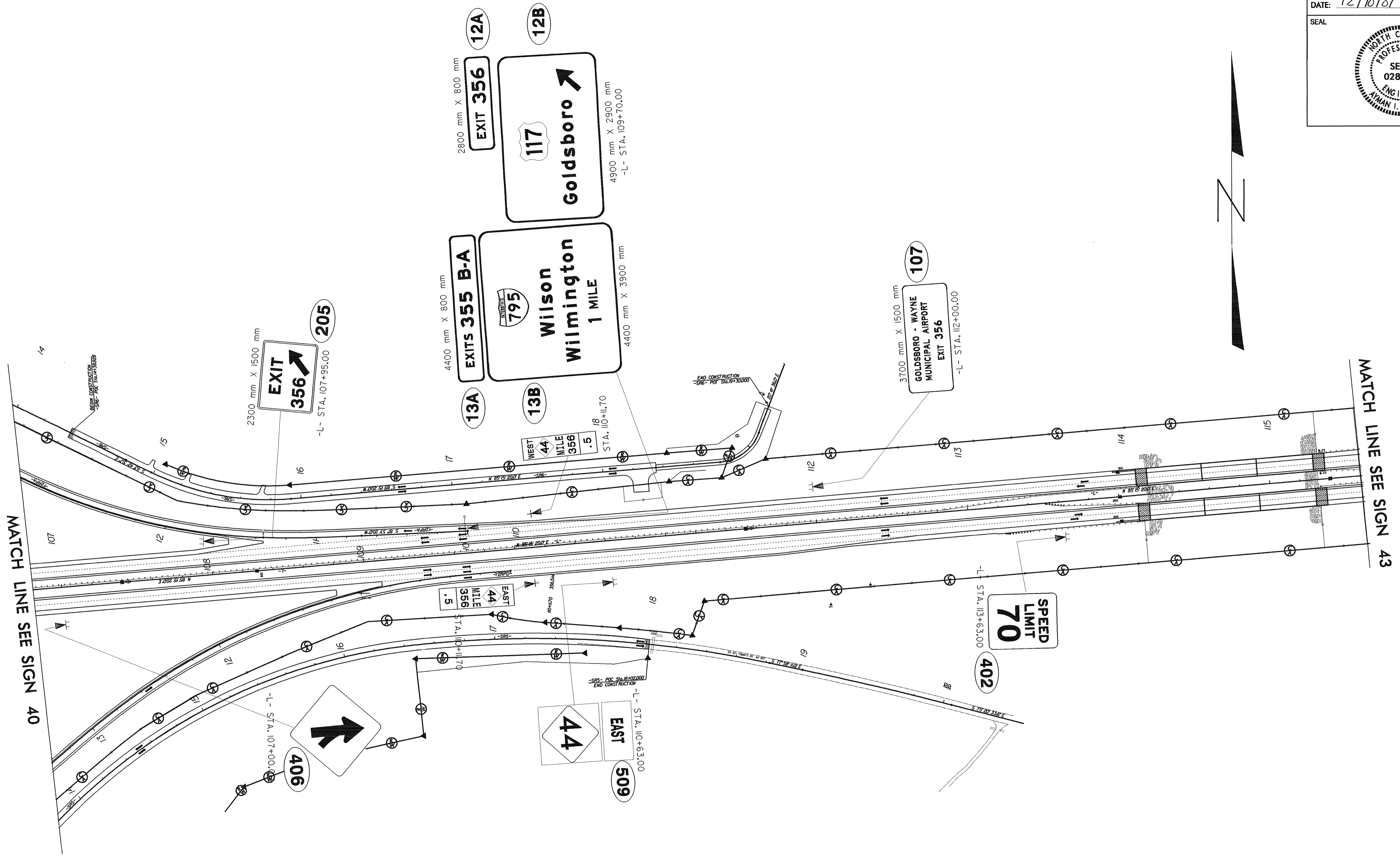
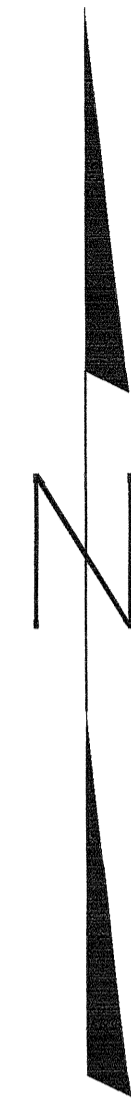
TIP NO. R-2554BA	SHEET NO. SIGN-41
APPROVED: <i>[Signature]</i>	
DATE: 12/10/07	
SEAL	



PROPOSED SIGNS
 -Y2- STA. 10+87.08 TO 18+33.70
 -Y2- STA. 23+54.00 TO 26+35.00



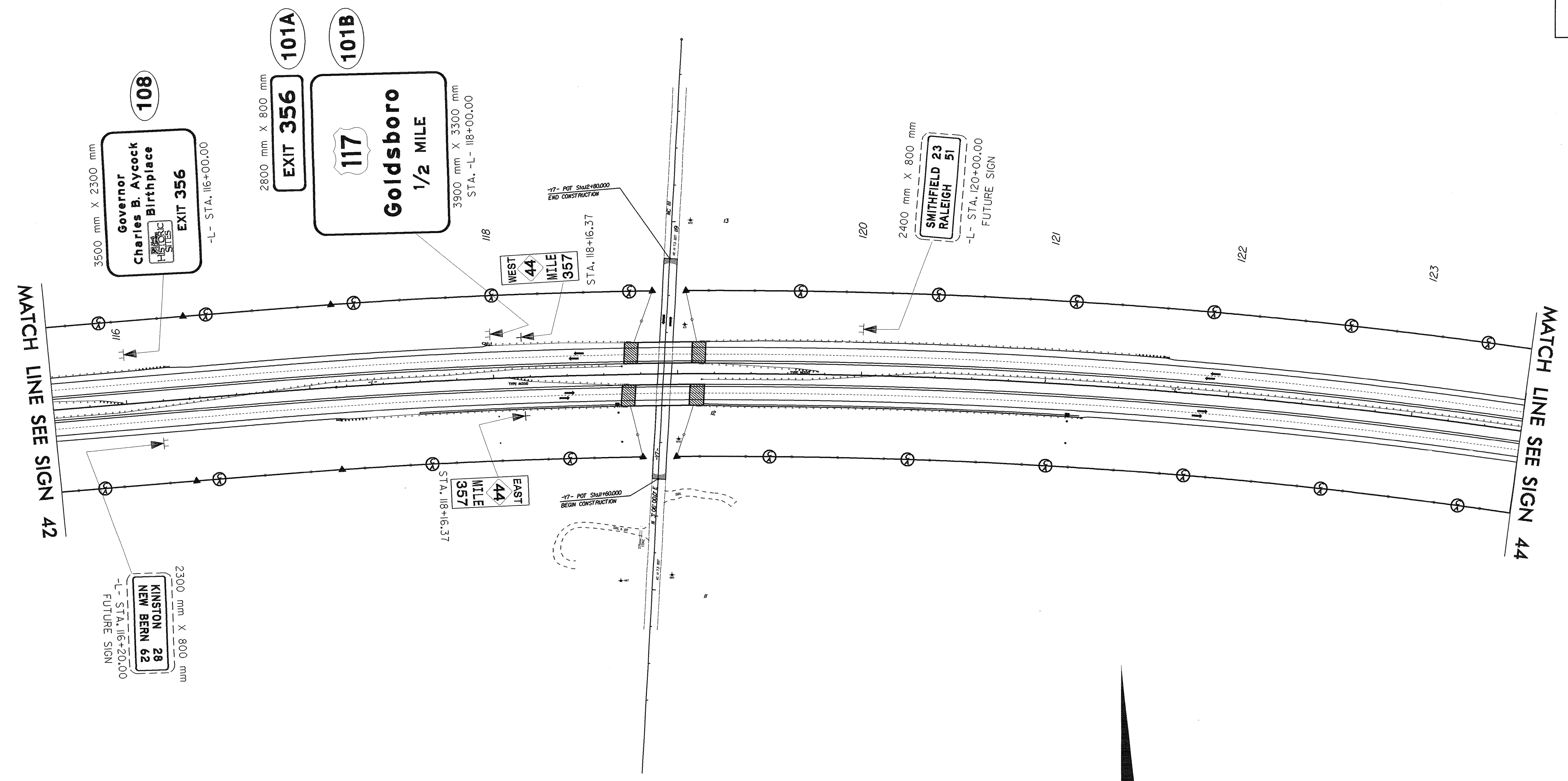
TIP NO. R-2554BA	SHEET NO. SIGN-42
APPROVED: <i>Ayman Alquodmani</i>	
DATE: 12/10/07	
SEAL	



PROPOSED SIGNS
-L- STA. 106+80.00 TO 115+60.00



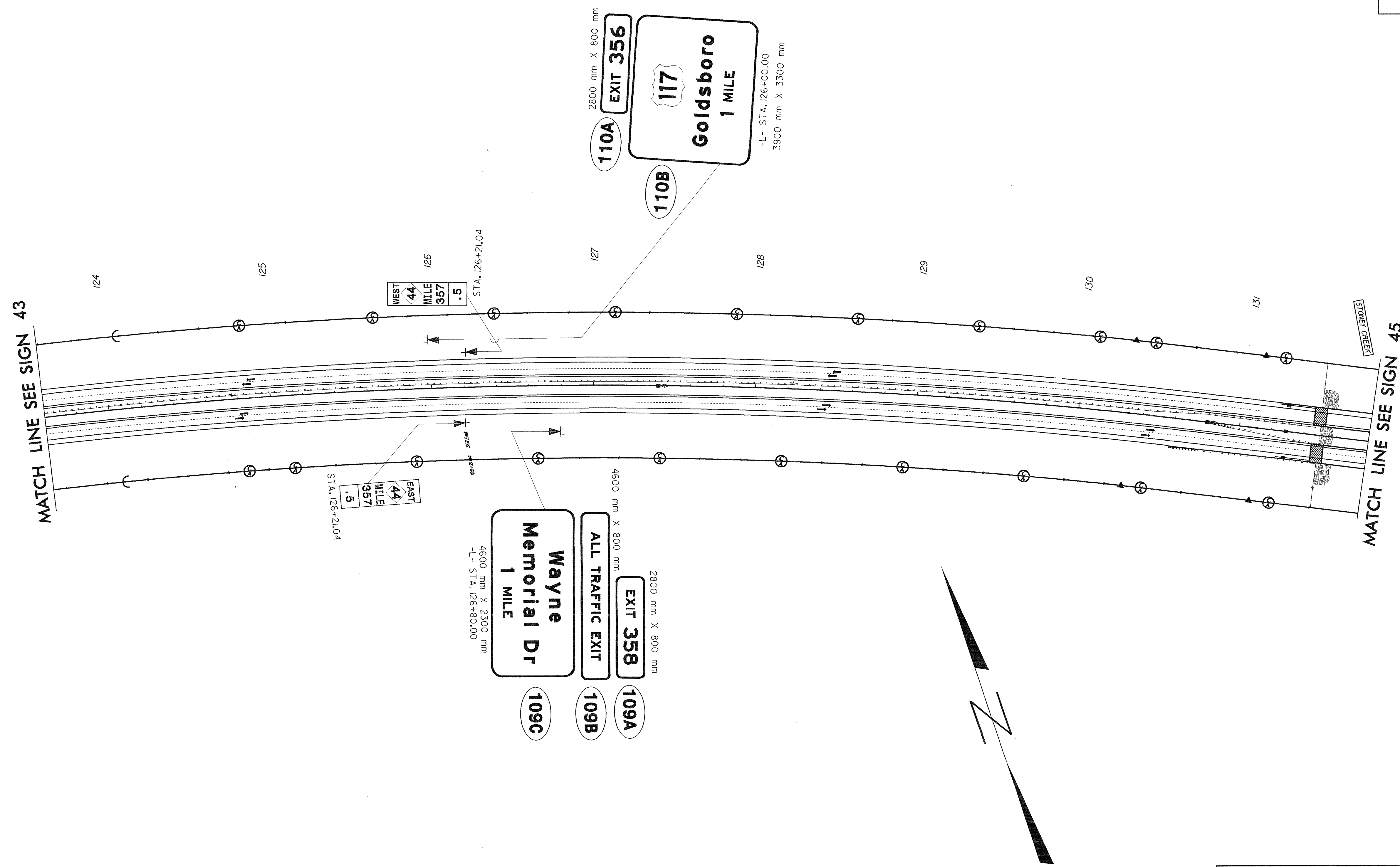
TIP NO. R-2554BA	SHEET NO. SIGN-43
APPROVED: <i>[Signature]</i>	
DATE: 12/10/07	
SEAL	



PROPOSED AND FUTURE SIGNS
 -L- STA. 115+60.00 TO 123+60.00



TIP NO. R-2554BA	SHEET NO. SIGN-44
APPROVED: <i>[Signature]</i>	
DATE: 12/10/07	
SEAL	



PROPOSED SIGNS
-L- STA. 123+60.00 TO 131+80.00

2800 mm X 800 mm
EXIT 356
110A

117
Goldsboro
1 MILE
110B

-L- STA. 126+00.00
3900 mm X 3300 mm

2800 mm X 800 mm
EXIT 358
109A

ALL TRAFFIC EXIT
109B

Wayne Memorial Dr
1 MILE
109C

4600 mm X 800 mm
EXIT 358
109A

4600 mm X 2300 mm
Wayne Memorial Dr
1 MILE
109C

-L- STA. 126+80.00

4600 mm X 800 mm
EXIT 358
109A

4600 mm X 2300 mm
Wayne Memorial Dr
1 MILE
109C

-L- STA. 126+80.00

WEST
44
MILE
357
.5

EAST
44
MILE
357
.5

126

127

128


129

130

131

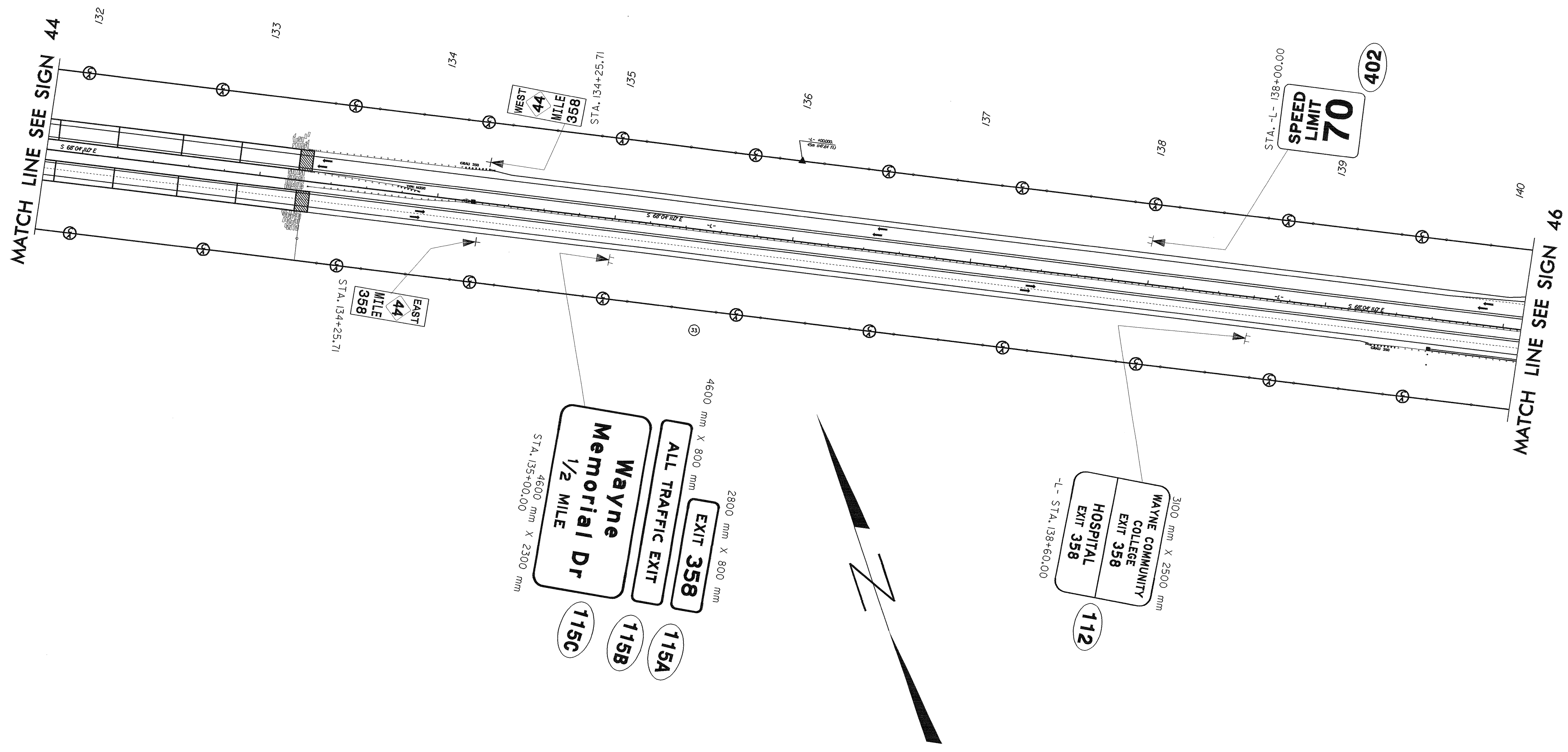

MATCH LINE SEE SIGN 43

MATCH LINE SEE SIGN 45





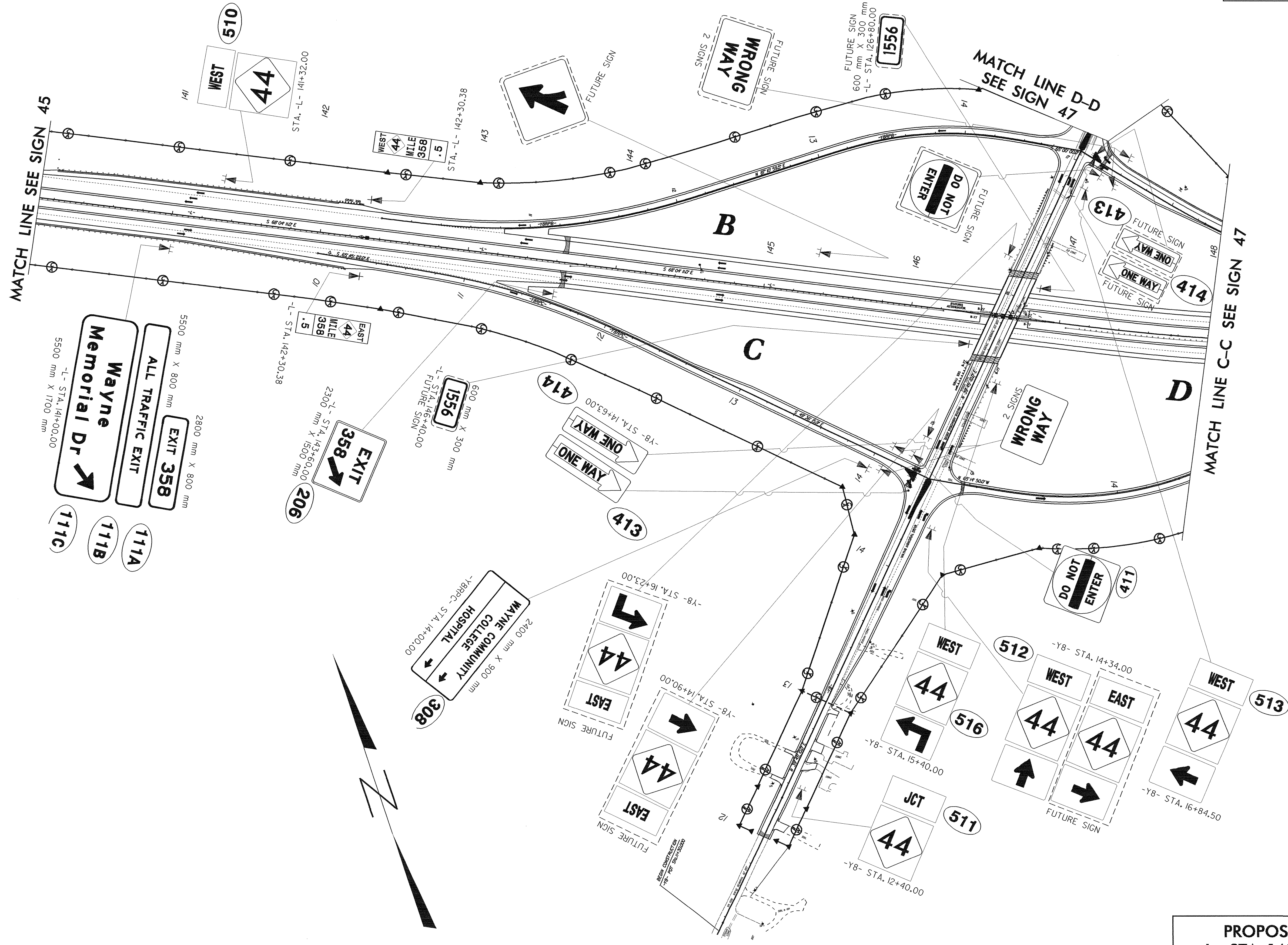
TIP NO. R-2554BA	SHEET NO. SIGN-45
APPROVED: <i>[Signature]</i>	
DATE: 12/10/07	



PROPOSED SIGNS
 -L- STA. 131+80.00 TO 140+10.00



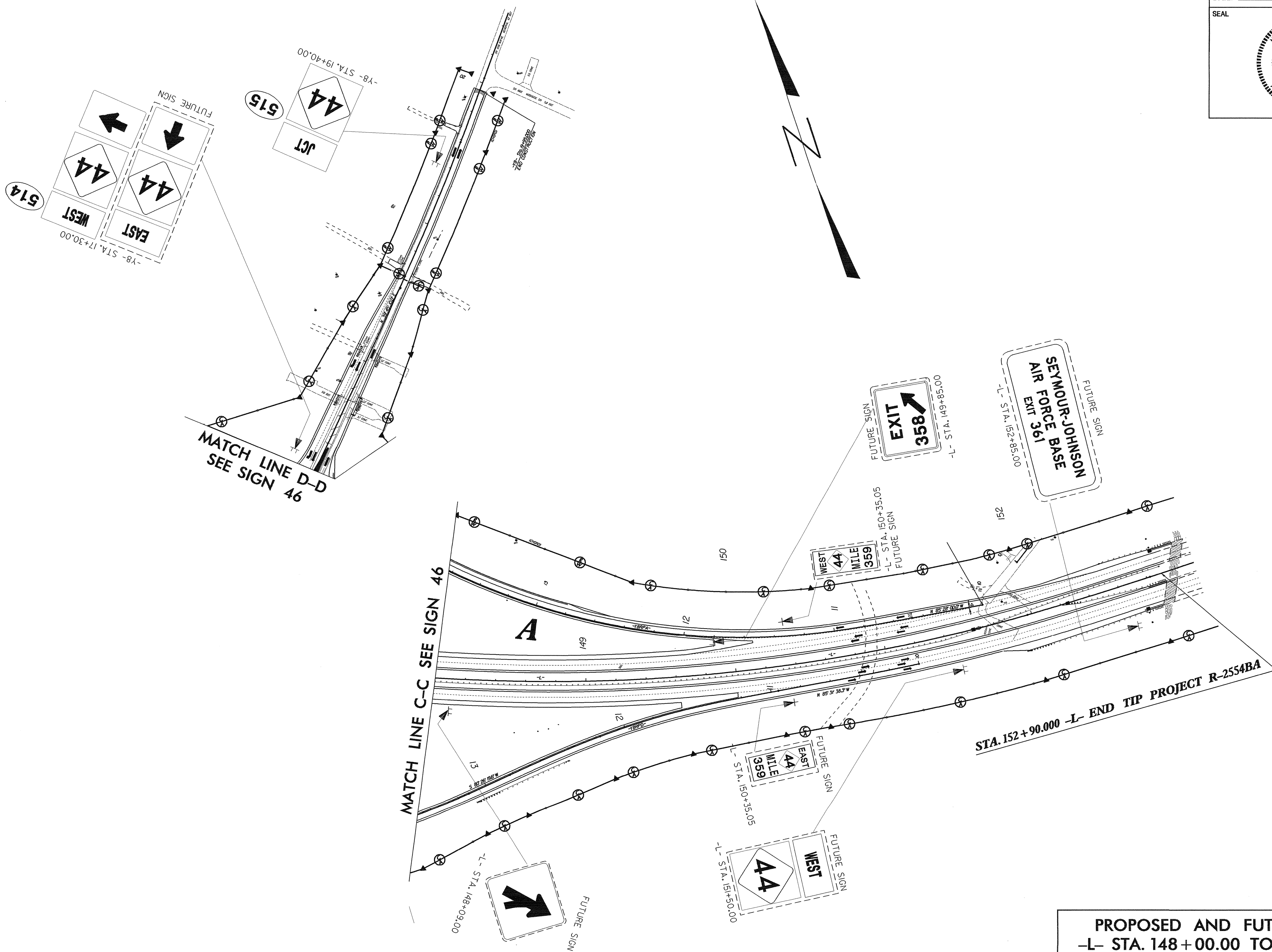
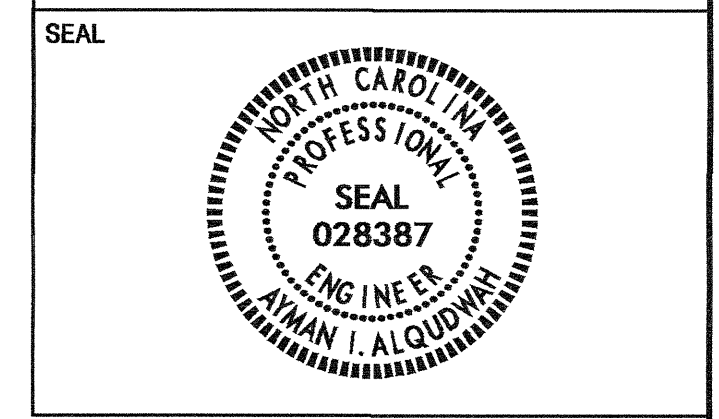
TIP NO. R-2554BA	SHEET NO. SIGN-46
APPROVED: <i>[Signature]</i>	
DATE: 12/10/07	
SEAL	



PROPOSED AND FUTURE SIGNS
 -L- STA. 140+10.00 TO 148+00.00
 -Y8- STA. 11+30.00 TO 17+20.00



TIP NO. R-2554BA	SHEET NO. SIGN-47
APPROVED: <i>[Signature]</i>	
DATE: 12/10/07	



PROPOSED AND FUTURE SIGNS
 -L- STA. 148+00.00 TO 152+90.00
 -Y8- STA. 17+20.00 TO 19+95.00