


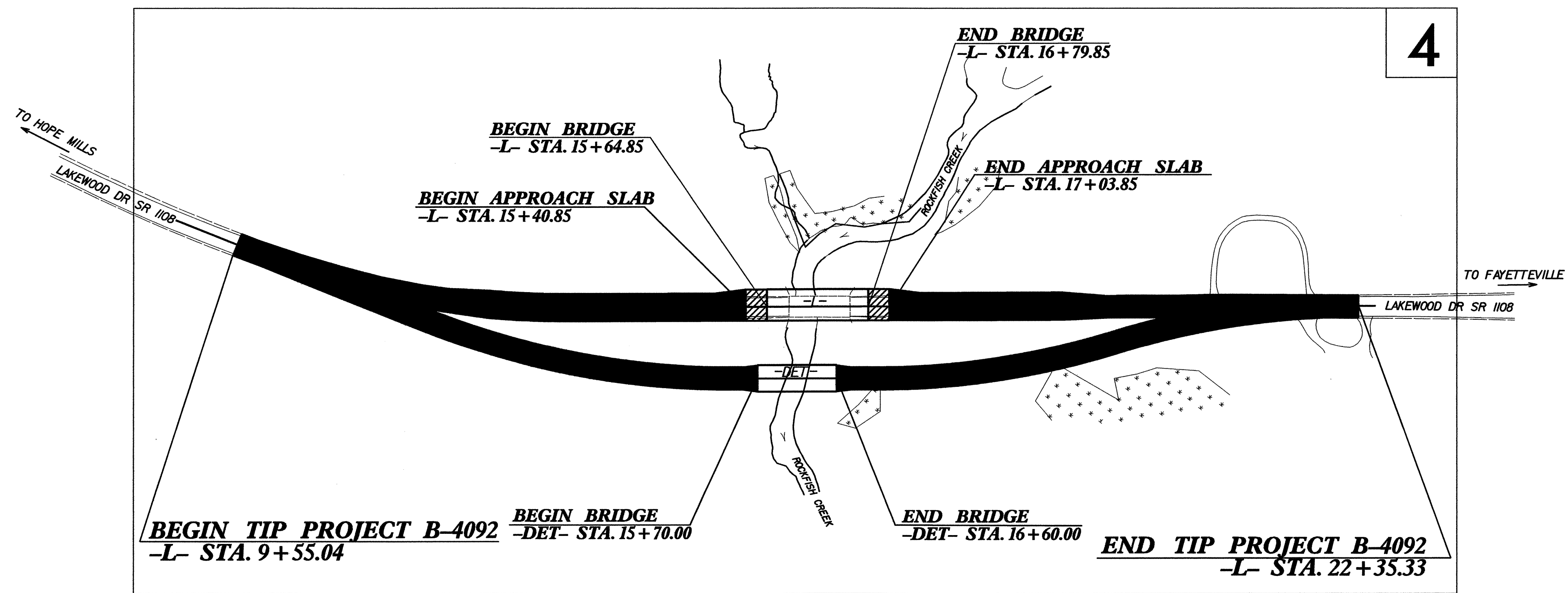
TIP PROJECT: B-4092

STATE OF NORTH CAROLINA
 DIVISION OF HIGHWAYS
 PLAN FOR PROPOSED
 HIGHWAY EROSION CONTROL
CUMBERLAND COUNTY



STATE	STATE PROJECT REFERENCE NO.	SHEET NO.	TOTAL SHEETS
N.C.	B-4092	EC-1	
STATE PROJ. NO.	F.A. PROJ. NO.	DESCRIPTION	

**LOCATION: BRIDGE NO. 80 ON SR 1108 LAKEWOOD DR.
 OVER LITTLE ROCKFISH CREEK.
 TYPE OF WORK: GRADING, DRAINAGE, PAVING AND STRUCTURE**

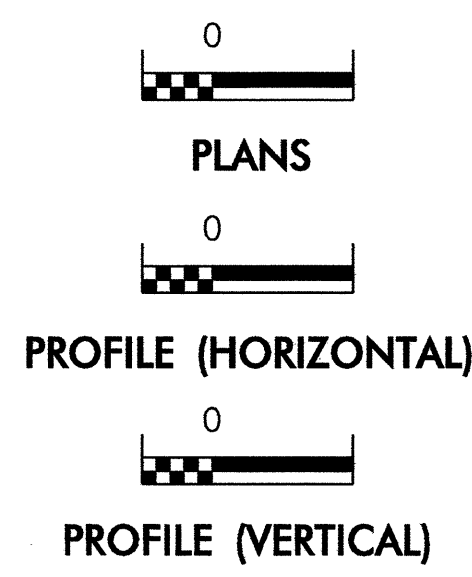


EROSION AND SEDIMENT CONTROL MEASURES

Std. #	Description	Symbol
1630.03	Temporary Silt Ditch	
1630.05	Temporary Diversion	
1605.01	Temporary Silt Fence	
1606.01	Special Sediment Control Fence	
1622.01	Temporary Berms and Slope Drains	
1630.01	Riser Basin	
1630.02	Silt Basin Type B	
1633.01	Temporary Rock Silt Check Type-A	
	Temporary Rock Silt Check Type-B	
	Wattle	
1634.01	Temporary Rock Sediment Dam Type-A	
1634.02	Temporary Rock Sediment Dam Type-B	
1635.01	Rock Pipe Inlet Sediment Trap Type-A	
1635.02	Rock Pipe Inlet Sediment Trap Type-B	
1630.04	Stilling Basin	
	Rock Inlet Sediment Trap:	
1632.01	Type A	
1632.02	Type B	
1632.03	Type C	
	Skimmer Basin	
	Tiered Skimmer Basin	
	Infiltration Basin	

**THIS PROJECT CONTAINS
 EROSION CONTROL PLANS
 FOR CLEARING AND
 GRUBBING PHASE OF
 CONSTRUCTION.**

GRAPHIC SCALE



ROADSIDE ENVIRONMENTAL UNIT
 DIVISION OF HIGHWAYS
 STATE OF NORTH CAROLINA

Prepared in the Office of:
ROADSIDE ENVIRONMENTAL UNIT
 1 South Wilmington St.
 Raleigh, NC 27611
2006 STANDARD SPECIFICATIONS

Roadway Standard Drawings
 The following roadway english standards as appear in "Roadway Standard Drawings"- Roadway Design Unit - N. C. Department of Transportation - Raleigh, N. C., dated July 18, 2006 and the latest revision thereto are applicable to this project and by reference hereby are considered a part of these plans.

- | | |
|------------------------------------------|------------------------------------------|
| 1605.01 Temporary Silt Fence | 1632.03 Rock Inlet Sediment Trap Type C |
| 1607.01 Gravel Construction Entrance | 1633.01 Temporary Rock Silt Check Type A |
| 1622.01 Temporary Berms and Slope Drains | |
| 1630.05 Temporary Diversion | |

I:\APR-2008\240\projects\B-4092\Roadside Environmental\design\B-4092-ec.dwg, tsh.dgn