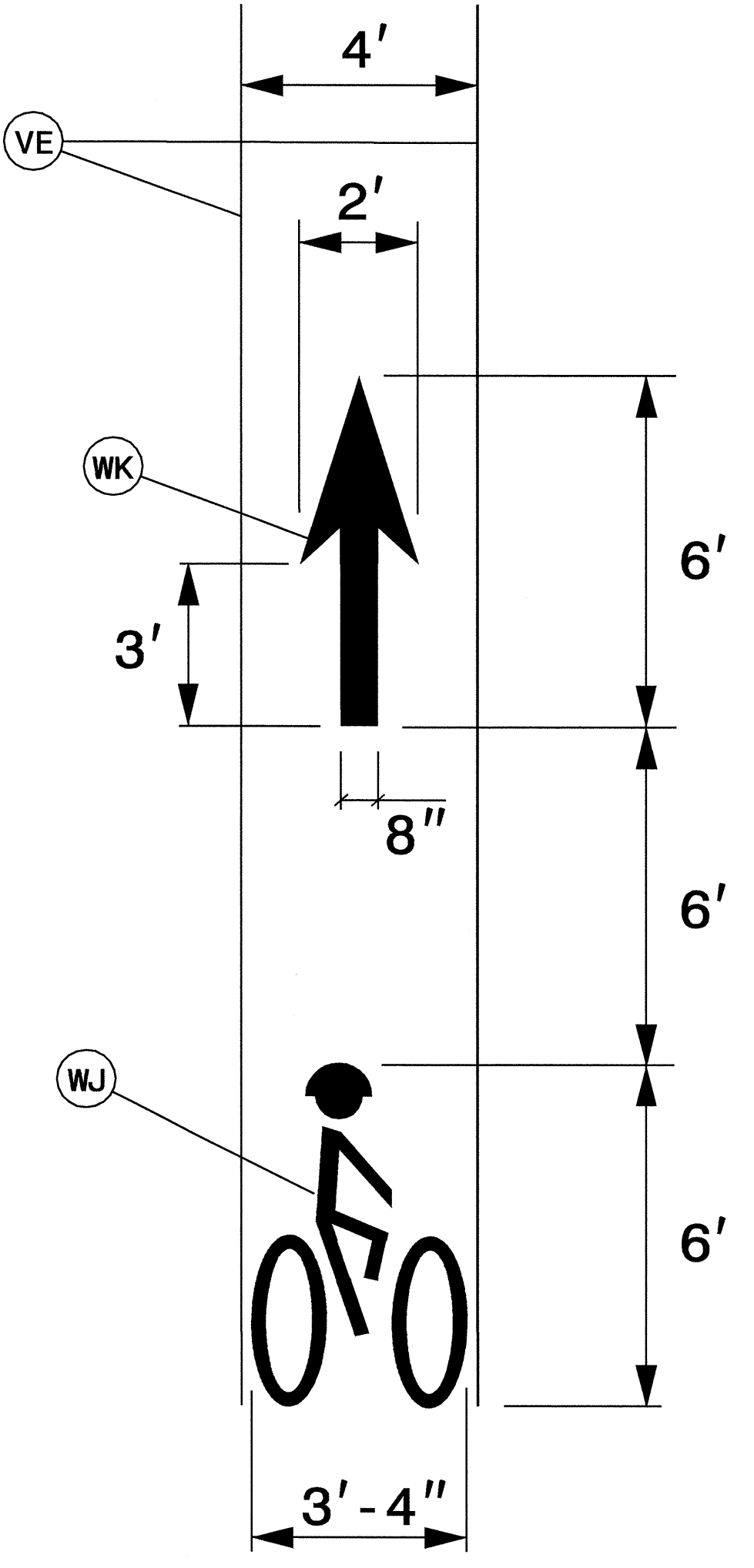


FINAL PAVEMENT MARKING LEGEND

<p>Ⓟ VA POLYUREA - WHITE EDGELINE (4")</p> <p>Ⓟ VB POLYUREA - YELLOW EDGELINE (4")</p> <p>Ⓟ VC POLYUREA - 10 FT. WHITE SKIP (4")</p> <p>Ⓟ VD POLYUREA - 2 FT. WHITE MINISKIP (4")</p> <p>Ⓟ VE POLYUREA - WHITE SOLID LANE LINE (4")</p> <p>Ⓟ VI POLYUREA - YELLOW DOUBLE CENTER (4")</p> <p>Ⓟ VP POLYUREA - WHITE GORELINE (8")</p> <p>Ⓟ VQ POLYUREA - WHITE DIAGONAL (8")</p> <p>Ⓟ VT POLYUREA - YELLOW DIAGONAL (8")</p> <p>Ⓟ VV POLYUREA - WHITE CROSSWALK (8")</p> <p>Ⓟ V2 POLYUREA - WHITE STOPBAR (24")</p>	<p>Ⓟ WA POLYUREA - RIGHT TURN ARROW SYMBOL</p> <p>Ⓟ WB POLYUREA - LEFT TURN ARROW SYMBOL</p> <p>Ⓟ WC POLYUREA - STRAIGHT ARROW SYMBOL</p> <p>Ⓟ WD POLYUREA - COMBO STRAIGHT/LEFT ARROW SYMBOL</p> <p>Ⓟ WE POLYUREA - COMBO STRAIGHT/RIGHT ARROW SYMBOL</p> <p>Ⓟ WI POLYUREA - ALPHANUMERIC CHARACTER</p> <p>Ⓟ WJ POLYUREA - BICYCLE SYMBOL</p> <p>Ⓟ WK POLYUREA - BICYCLE LANE ARROW SYMBOL</p>
---	---



BICYCLE LANE MARKINGS

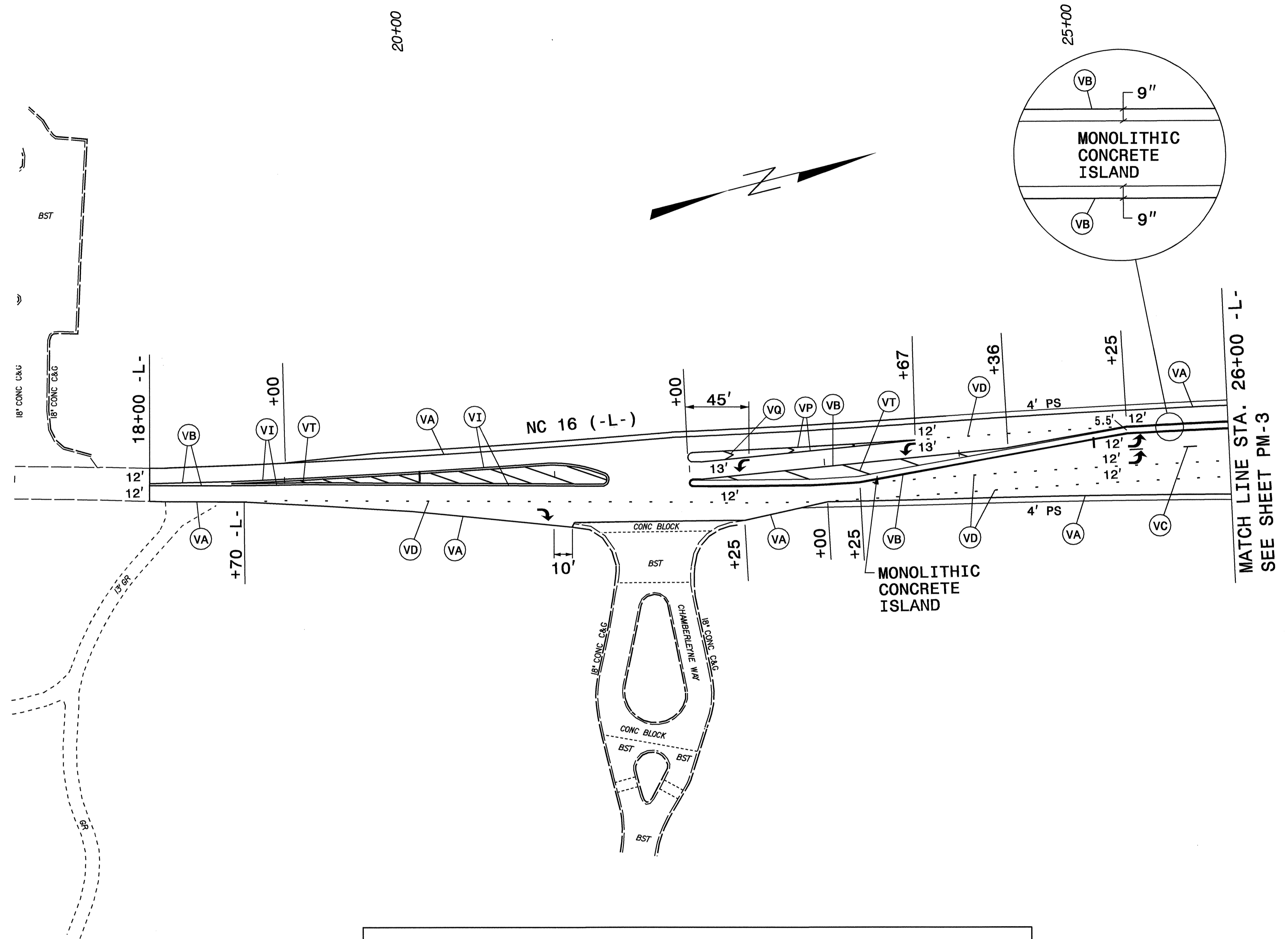
(REF. MUTCD PART 9, FIG. 9C-6)

NOTES:

1. USE STANDARD GLASS BEADS.
2. SEE ROADWAY STANDARD DRAWING NUMBERS 1250.01 AND 1251.01 FOR PAVEMENT MARKER SPACING AND RAISED PAVEMENT MARKERS.
3. SEE ROADWAY STANDARD DRAWING NUMBER 1205.07 FOR PEDESTRIAN CROSSWALK.

23-AUG-2007 12:20 P:\projects\2510a\traffic\trafficcontrol\top\final\U-2510a-tc-top-pm-02.dgn
 K:\ogwell\AT\WZTC24240

APPROVED: _____	DATE: <i>8/07</i>	PAVEMENT MARKING SCHEDULE	
	SCALE: NONE		REVISIONS
	DATE: 8/07		
	DWG. BY: KPB		
	DESIGN BY: KPB		
REVIEWED BY: <i>JWG</i>			

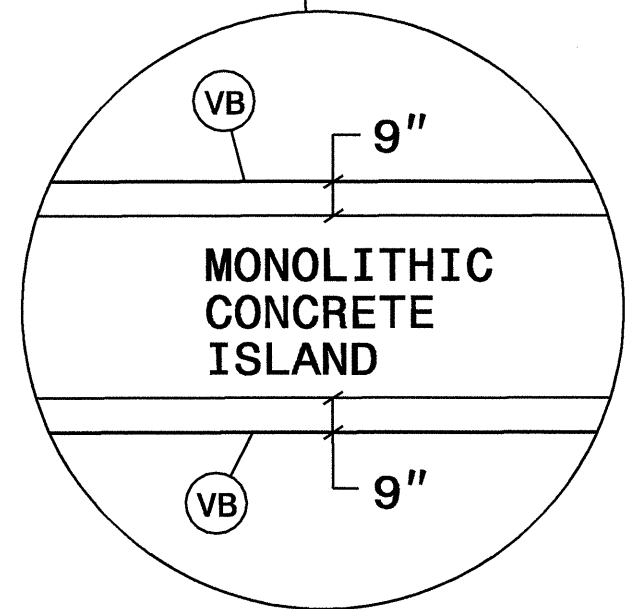
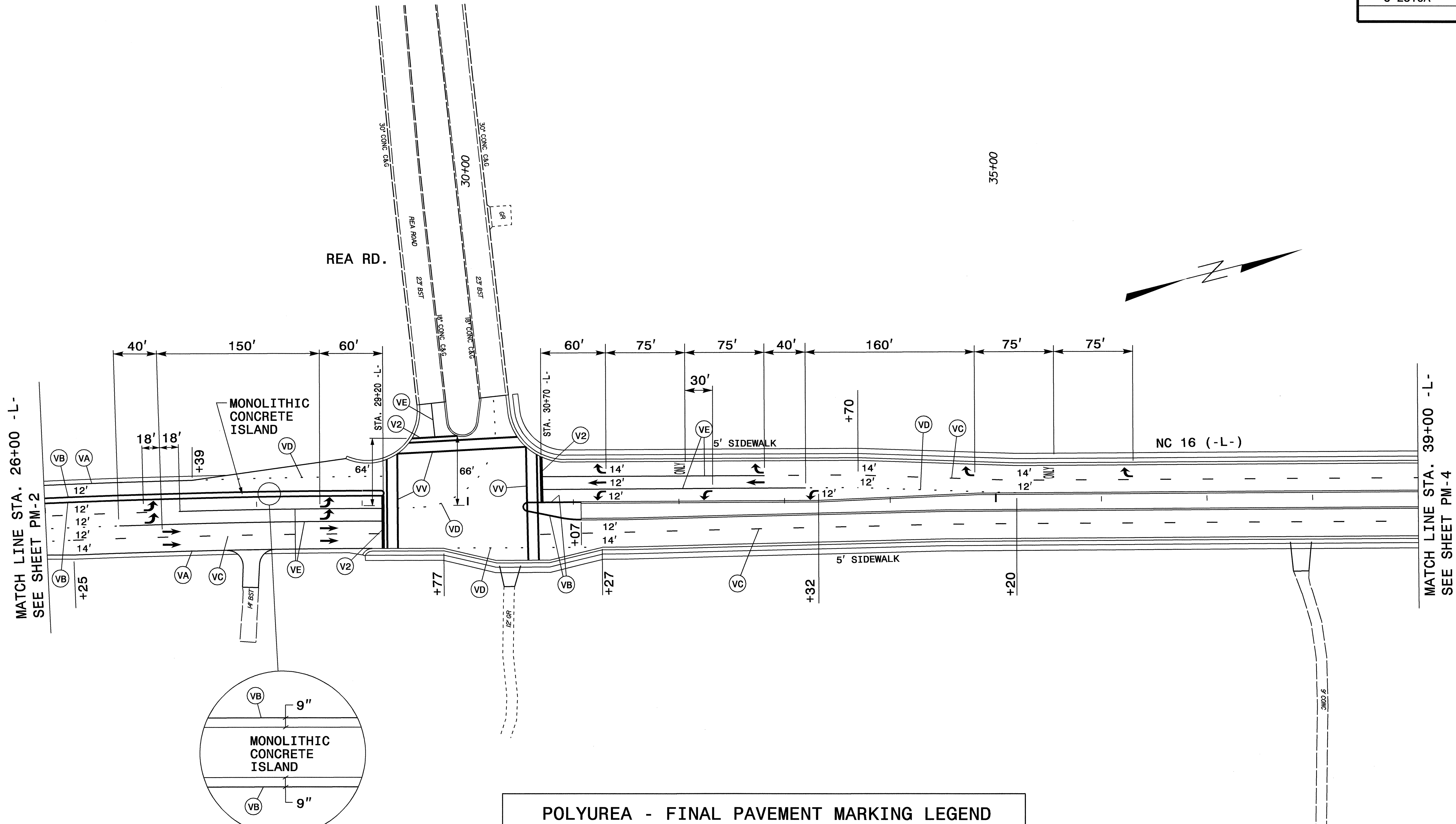


23-AUG-2007 12:18
 \\dot\crist\01\proj\projects-u\2510a\traffic\traffic\control\top\final\ur-2510a-top-pm-02.dgn
 kbr\odgwell AT 12/12/2007

POLYUREA - FINAL PAVEMENT MARKING LEGEND	
(VA) WHITE EDGELINE (4")	(WA) (LEFT ARROW)
(VB) YELLOW EDGELINE (4")	(WB) (RIGHT ARROW)
(VC) 10 FT. WHITE SKIP (4")	(WC) (STRAIGHT ARROW)
(VD) 2 FT. WHITE MINISKIP (4")	(WD) (COMBO STRAIGHT LEFT ARROW)
(VE) WHITE SOLID LANE LINE (4")	(WE) (COMBO STRAIGHT RIGHT ARROW)
(VI) YELLOW DOUBLE CENTER (4")	(WI) ONLY (ALPHANEUMERIC CHARACTER)
(VP) WHITE GORELINE (8")	(WJ) (BICYCLE SYMBOL)
(VQ) WHITE DIAGONAL (8")	(WK) (BICYCLE ARROW)
(VT) YELLOW DIAGONAL (8")	
(VV) WHITE CROSSWALK (8")	
(V2) WHITE STOPBAR (24")	

- NOTES:**
- SEE SHEET PM-1 FOR PAVEMENT MARKING SCHEDULE.
 - SEE ROADWAY STANDARD DRAWING NUMBERS 1250.01 AND 1251.01 FOR PAVEMENT MARKER SPACING AND RAISED PAVEMENT MARKERS.
 - SEE ROADWAY STANDARD DRAWING NUMBER 1205.07 FOR PEDESTRIAN CROSSWALK.

APPROVED: _____ DATE: 24 Aug 07	FINAL PAVEMENT MARKING PLAN							
	SCALE: NONE							
	DATE: 8/07							
	DESIGN BY: KPB							
	REVIEWED BY: JWG							
		<table border="1"> <thead> <tr> <th colspan="2">REVISIONS</th> </tr> </thead> <tbody> <tr> <td> </td> <td> </td> </tr> <tr> <td> </td> <td> </td> </tr> </tbody> </table>	REVISIONS					
REVISIONS								

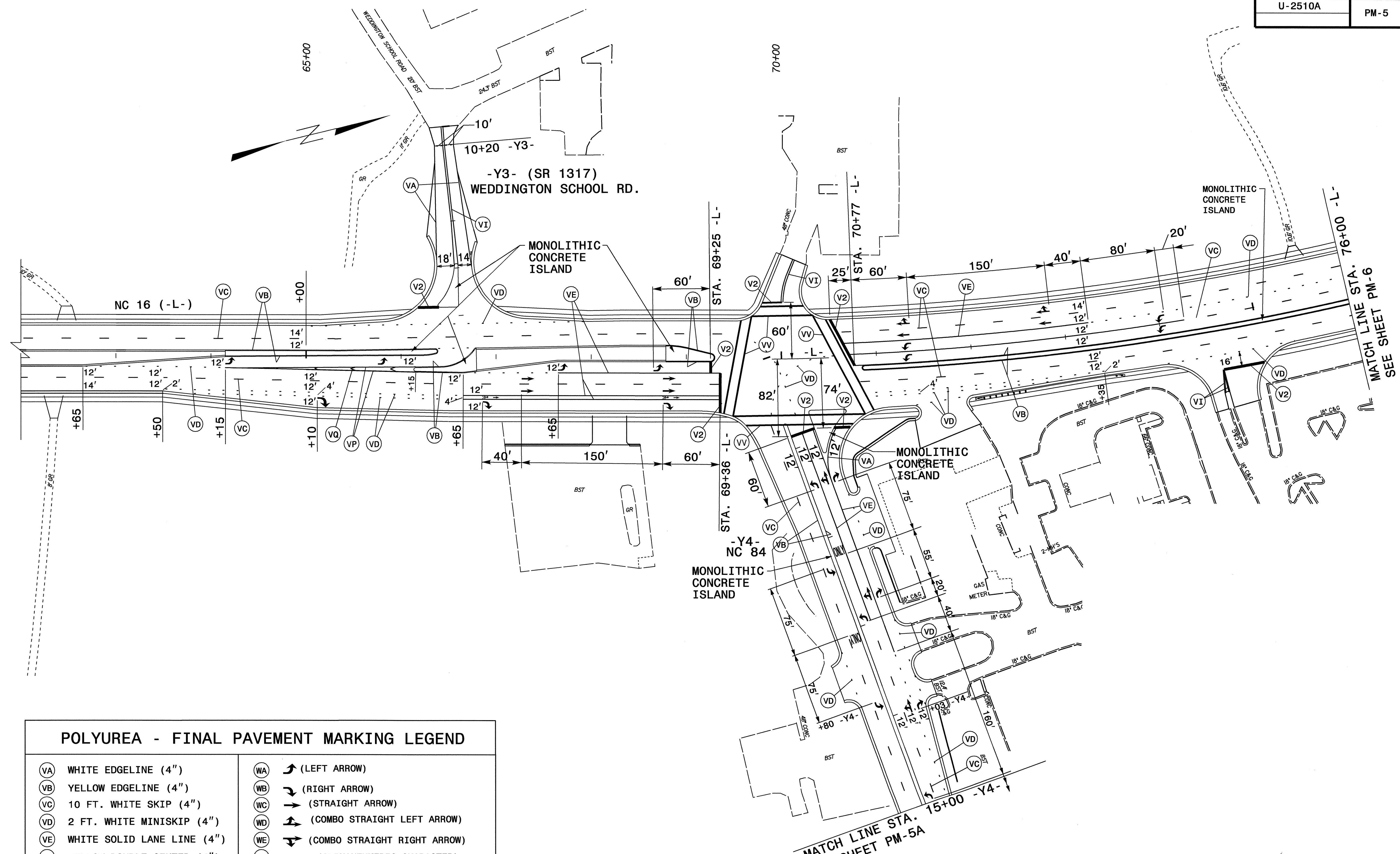


POLYUREA - FINAL PAVEMENT MARKING LEGEND	
(VA) WHITE EDGELINE (4")	(WA) (LEFT ARROW)
(VB) YELLOW EDGELINE (4")	(WB) (RIGHT ARROW)
(VC) 10 FT. WHITE SKIP (4")	(WC) (STRAIGHT ARROW)
(VD) 2 FT. WHITE MINISKIP (4")	(WD) (COMBO STRAIGHT LEFT ARROW)
(VE) WHITE SOLID LANE LINE (4")	(WE) (COMBO STRAIGHT RIGHT ARROW)
(VI) YELLOW DOUBLE CENTER (4")	(WI) ONLY (ALPHANEUMERIC CHARACTER)
(VP) WHITE GORELINE (8")	(WJ) (BICYCLE SYMBOL)
(VQ) WHITE DIAGONAL (8")	(WK) (BICYCLE ARROW)
(VT) YELLOW DIAGONAL (8")	
(VV) WHITE CROSSWALK (8")	
(V2) WHITE STOPBAR (24")	

- NOTES:**
- SEE SHEET PM-1 FOR PAVEMENT MARKING SCHEDULE.
 - SEE ROADWAY STANDARD DRAWING NUMBERS 1250.01 AND 1251.01 FOR PAVEMENT MARKER SPACING AND RAISED PAVEMENT MARKERS.
 - SEE ROADWAY STANDARD DRAWING NUMBER 1205.07 FOR PEDESTRIAN CROSSWALK.

APPROVED: _____ DATE: 24 Aug 07	FINAL PAVEMENT MARKING PLAN	
	SCALE: NONE	
	DATE: 8/07	
	DWG. BY: KPB	
	DESIGN BY: KPB	
	REVIEWED BY: JWG	

23 AUG 2007 12:19
 D:\projects\2510a\trafficcontrol\top\find\U-2510a_top_pm-03.dgn
 KPCadwell AT WZTC224240



POLYUREA - FINAL PAVEMENT MARKING LEGEND

(VA) WHITE EDGELINE (4")	(WA) (LEFT ARROW)
(VB) YELLOW EDGELINE (4")	(WB) (RIGHT ARROW)
(VC) 10 FT. WHITE SKIP (4")	(WC) (STRAIGHT ARROW)
(VD) 2 FT. WHITE MINISKIP (4")	(WD) (COMBO STRAIGHT LEFT ARROW)
(VE) WHITE SOLID LANE LINE (4")	(WE) (COMBO STRAIGHT RIGHT ARROW)
(VI) YELLOW DOUBLE CENTER (4")	(WI) ONLY (ALPHANEUMERIC CHARACTER)
(VP) WHITE GORELINE (8")	(WJ) (BICYCLE SYMBOL)
(VQ) WHITE DIAGONAL (8")	(WK) (BICYCLE ARROW)
(VT) YELLOW DIAGONAL (8")	
(VV) WHITE CROSSWALK (8")	
(V2) WHITE STOPBAR (24")	

NOTES:

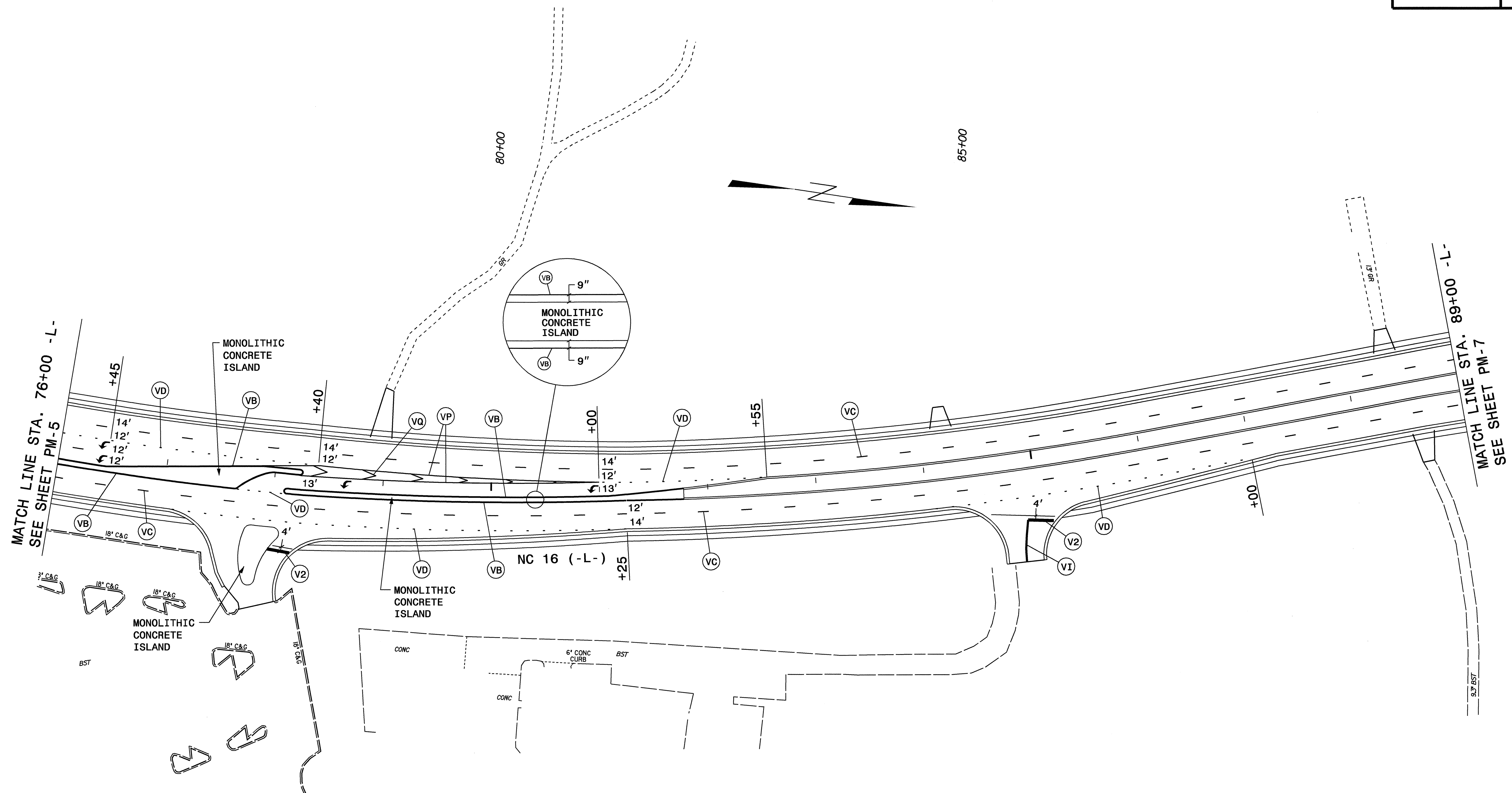
- SEE SHEET PM-1 FOR PAVEMENT MARKING SCHEDULE.
- SEE ROADWAY STANDARD DRAWING NUMBERS 1250.01 AND 1251.01 FOR PAVEMENT MARKER SPACING AND RAISED PAVEMENT MARKERS.
- SEE ROADWAY STANDARD DRAWING NUMBER 1205.07 FOR PEDESTRIAN CROSSWALK.

APPROVED: _____ DATE: 8/07

FINAL PAVEMENT MARKING PLAN

SCALE: NONE		<table border="1"> <tr> <th colspan="2">REVISIONS</th> </tr> <tr> <td> </td> <td> </td> </tr> <tr> <td> </td> <td> </td> </tr> <tr> <td> </td> <td> </td> </tr> </table>	REVISIONS							
REVISIONS										
DATE: 8/07										
DESIGN BY: KPB										
REVIEWED BY: JWG										

23-AUG-2007 12:18 P:\proj\p\projects-u\2510a\traffic\top\find\top\pm-05.dgn
 KPB CADWELL AT WZIC224240



23-AUG-2007 12:48
 C:\D:\Projects\2510A\Projects\U2510A\Traffic\TrafficControl\Top\final\U-2510a_tc_top_pm-06.dgn
 kbr roadwel AT WZ 12224240

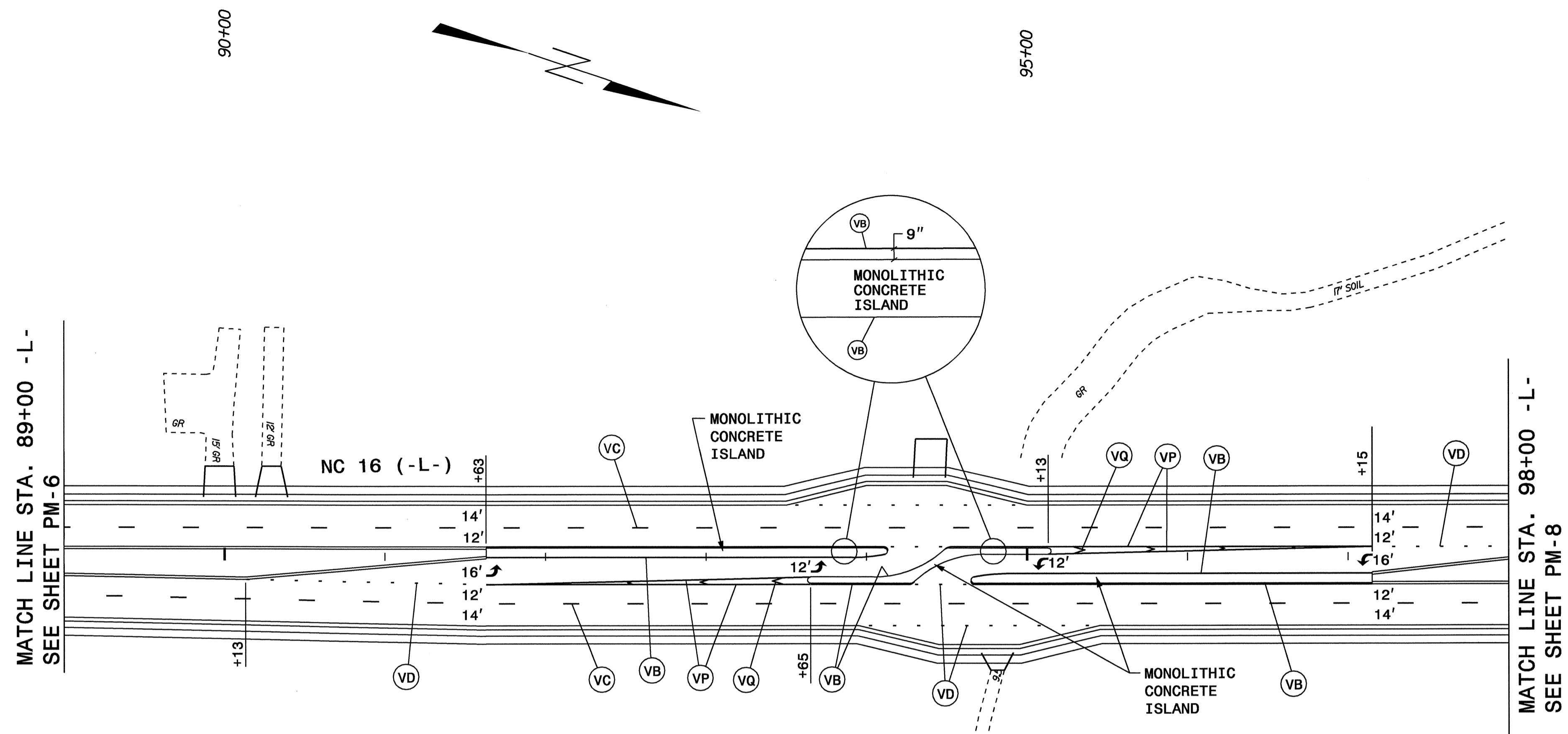
POLYUREA - FINAL PAVEMENT MARKING LEGEND

(VA) WHITE EDGELINE (4")	(WA) ↵ (LEFT ARROW)
(VB) YELLOW EDGELINE (4")	(WB) ↶ (RIGHT ARROW)
(VC) 10 FT. WHITE SKIP (4")	(WC) → (STRAIGHT ARROW)
(VD) 2 FT. WHITE MINISKIP (4")	(WD) ↗ (COMBO STRAIGHT LEFT ARROW)
(VE) WHITE SOLID LANE LINE (4")	(WE) ↘ (COMBO STRAIGHT RIGHT ARROW)
(VI) YELLOW DOUBLE CENTER (4")	(WI) ONLY (ALPHANEUMERIC CHARACTER)
(VP) WHITE GORELINE (8")	(WJ) ⚡ (BICYCLE SYMBOL)
(VQ) WHITE DIAGONAL (8")	(WK) ⬆ (BICYCLE ARROW)
(VT) YELLOW DIAGONAL (8")	
(VV) WHITE CROSSWALK (8")	
(V2) WHITE STOPBAR (24")	

NOTES:

1. SEE SHEET PM-1 FOR PAVEMENT MARKING SCHEDULE.
2. SEE ROADWAY STANDARD DRAWING NUMBERS 1250.01 AND 1251.01 FOR PAVEMENT MARKER SPACING AND RAISED PAVEMENT MARKERS.
3. SEE ROADWAY STANDARD DRAWING NUMBER 1205.07 FOR PEDESTRIAN CROSSWALK.

APPROVED: _____ DATE: 8/07/07	FINAL PAVEMENT MARKING PLAN		
	SCALE: NONE		
	DATE: 8/07		REVISIONS
	DWG. BY: KPB		
	DESIGN BY: KPB		
REVIEWED BY: JWG			



POLYUREA - FINAL PAVEMENT MARKING LEGEND	
(VA) WHITE EDGELINE (4")	(WA) ↶ (LEFT ARROW)
(VB) YELLOW EDGELINE (4")	(WB) ↷ (RIGHT ARROW)
(VC) 10 FT. WHITE SKIP (4")	(WC) → (STRAIGHT ARROW)
(VD) 2 FT. WHITE MINISKIP (4")	(WD) ↶↷ (COMBO STRAIGHT LEFT ARROW)
(VE) WHITE SOLID LANE LINE (4")	(WE) ↷↶ (COMBO STRAIGHT RIGHT ARROW)
(VI) YELLOW DOUBLE CENTER (4")	(WI) ONLY (ALPHANEUMERIC CHARACTER)
(VP) WHITE GORELINE (8")	(WJ) 🚲 (BICYCLE SYMBOL)
(VQ) WHITE DIAGONAL (8")	(WK) ⬆ (BICYCLE ARROW)
(VT) YELLOW DIAGONAL (8")	
(VV) WHITE CROSSWALK (8")	
(V2) WHITE STOPBAR (24")	

NOTES:

1. SEE SHEET PM-1 FOR PAVEMENT MARKING SCHEDULE.
2. SEE ROADWAY STANDARD DRAWING NUMBERS 1250.01 AND 1251.01 FOR PAVEMENT MARKER SPACING AND RAISED PAVEMENT MARKERS.
3. SEE ROADWAY STANDARD DRAWING NUMBER 1205.07 FOR PEDESTRIAN CROSSWALK.

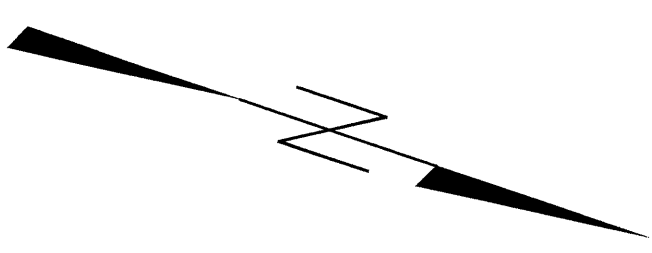
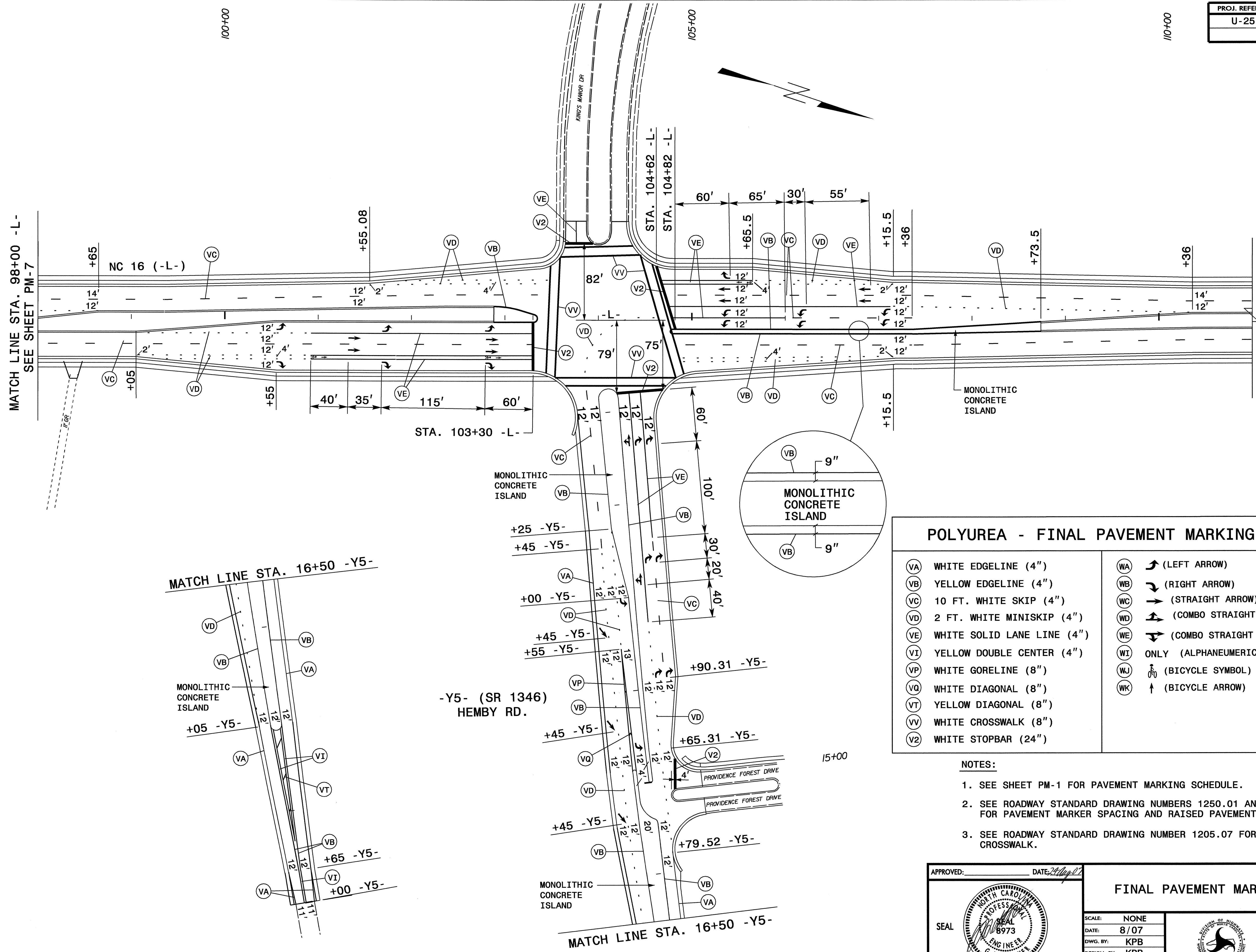
APPROVED: _____ DATE: 8/07

SEAL

FINAL PAVEMENT MARKING PLAN

SCALE: NONE		REVISIONS
DATE: 8/07		
DWG. BY: KPB		
DESIGN BY: KPB		
REVIEWED BY: JWG		CADD FILE

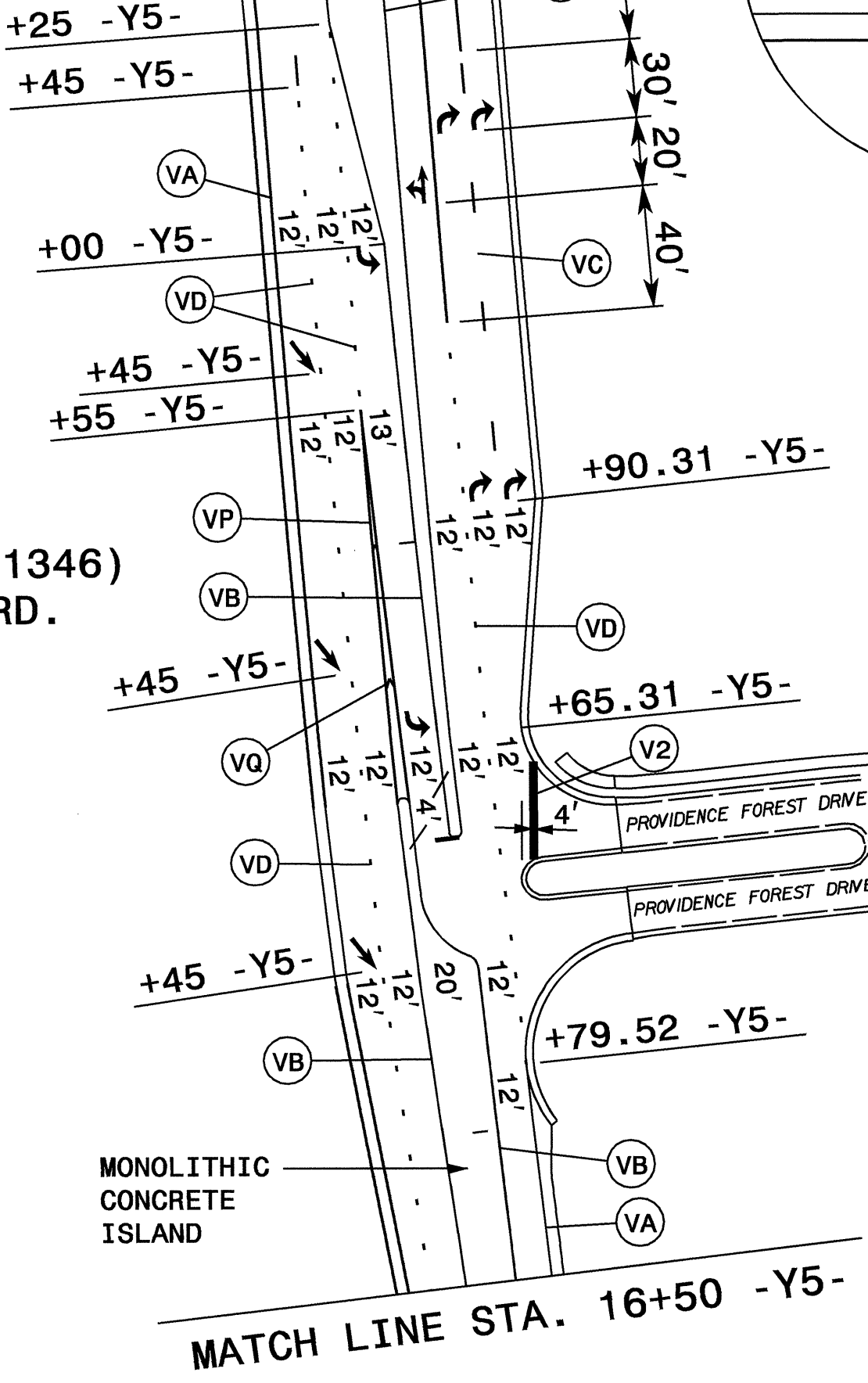
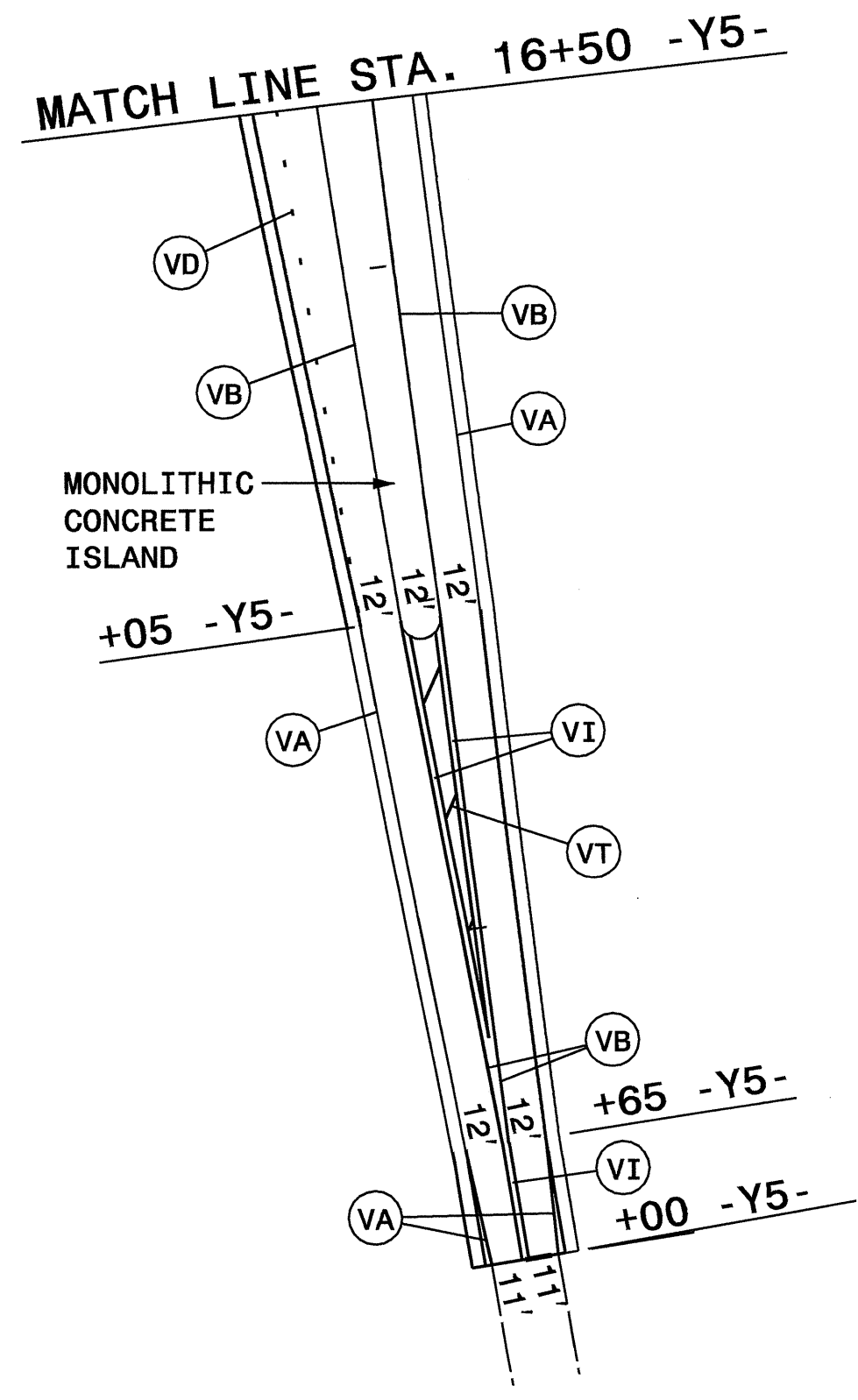
C:\Users\jag\Documents\Projects\U2510A\Traffic\TrafficControl\top\final\U-2510a_top_pm-07.dgn
 23-AUG-2007 12:18
 kpb\scdwell AT WZTC22410



POLYUREA - FINAL PAVEMENT MARKING LEGEND

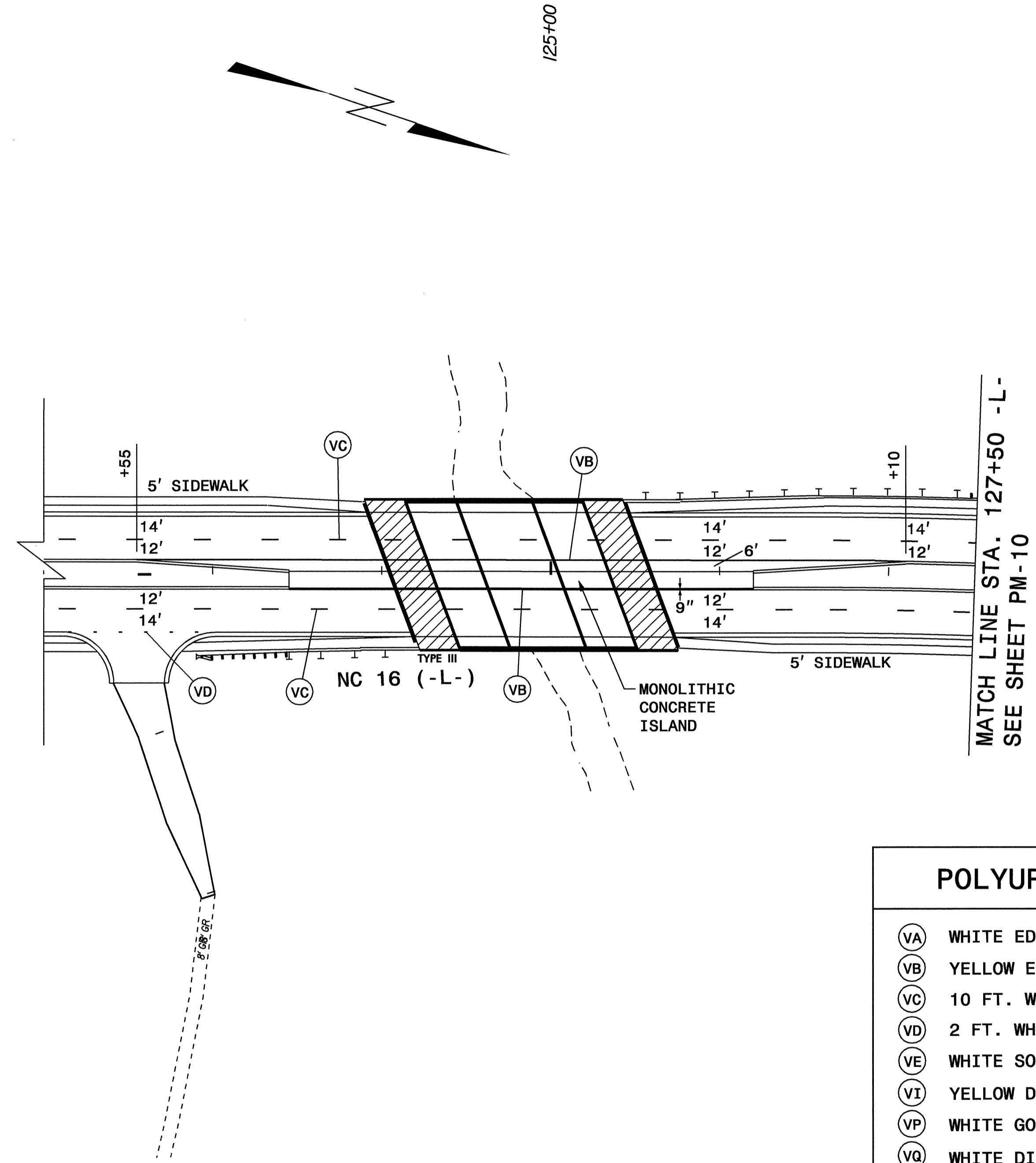
(VA) WHITE EDGELINE (4")	(WA) (LEFT ARROW)
(VB) YELLOW EDGELINE (4")	(WB) (RIGHT ARROW)
(VC) 10 FT. WHITE SKIP (4")	(WC) (STRAIGHT ARROW)
(VD) 2 FT. WHITE MINISKIP (4")	(WD) (COMBO STRAIGHT LEFT ARROW)
(VE) WHITE SOLID LANE LINE (4")	(WE) (COMBO STRAIGHT RIGHT ARROW)
(VI) YELLOW DOUBLE CENTER (4")	(WI) ONLY (ALPHANEUMERIC CHARACTER)
(VP) WHITE GORELINE (8")	(WJ) (BICYCLE SYMBOL)
(VQ) WHITE DIAGONAL (8")	(WK) (BICYCLE ARROW)
(VT) YELLOW DIAGONAL (8")	
(VV) WHITE CROSSWALK (8")	
(V2) WHITE STOPBAR (24")	

- NOTES:**
- SEE SHEET PM-1 FOR PAVEMENT MARKING SCHEDULE.
 - SEE ROADWAY STANDARD DRAWING NUMBERS 1250.01 AND 1251.01 FOR PAVEMENT MARKER SPACING AND RAISED PAVEMENT MARKERS.
 - SEE ROADWAY STANDARD DRAWING NUMBER 1205.07 FOR PEDESTRIAN CROSSWALK.



APPROVED: _____ DATE: 8/07/07	FINAL PAVEMENT MARKING PLAN										
	SCALE: NONE										
	DATE: 8/07		<table border="1"> <tr><th colspan="2">REVISIONS</th></tr> <tr><td> </td><td> </td></tr> <tr><td> </td><td> </td></tr> <tr><td> </td><td> </td></tr> </table>	REVISIONS							
	REVISIONS										
DWG. BY: KPB	<table border="1"> <tr><td> </td><td> </td></tr> <tr><td> </td><td> </td></tr> </table>										
DESIGN BY: KPB	REVIEWED BY: JWG										

23 AUG 2007 12:48 P:\proj\p\projects-u\2510a\traffic\control\top\find\lu-2510a.tc_top-pm-08.dgn
 KPCadwell AT WZTC224240



MATCH LINE STA. 127+50 -L-
SEE SHEET PM-10

POLYUREA - FINAL PAVEMENT MARKING LEGEND

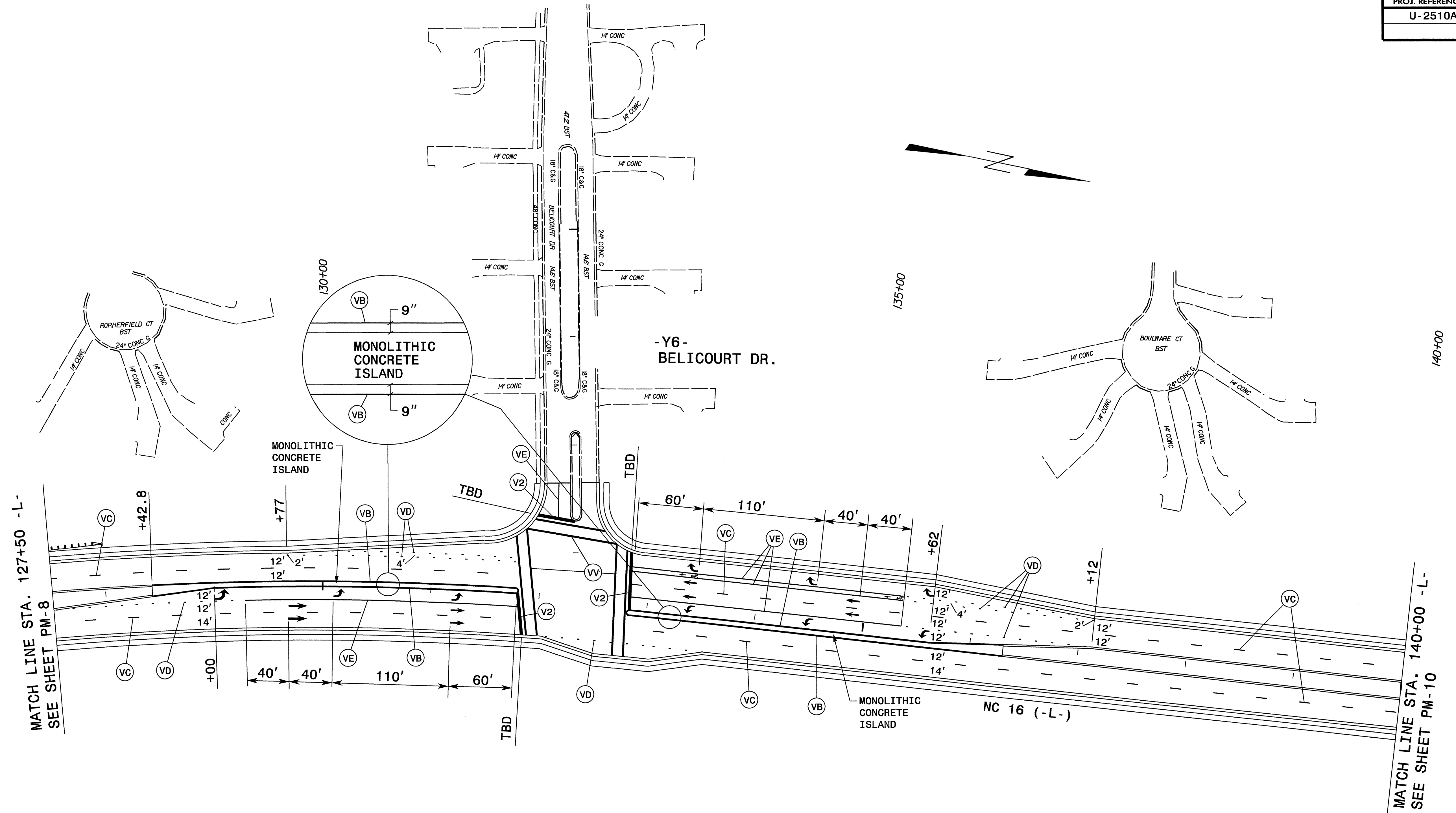
(VA) WHITE EDGELINE (4")	(WA) ↶ (LEFT ARROW)
(VB) YELLOW EDGELINE (4")	(WB) ↷ (RIGHT ARROW)
(VC) 10 FT. WHITE SKIP (4")	(WC) → (STRAIGHT ARROW)
(VD) 2 FT. WHITE MINISKIP (4")	(WD) ↶↷ (COMBO STRAIGHT LEFT ARROW)
(VE) WHITE SOLID LANE LINE (4")	(WE) ↷↶ (COMBO STRAIGHT RIGHT ARROW)
(VI) YELLOW DOUBLE CENTER (4")	(WI) ONLY (ALPHANEUMERIC CHARACTER)
(VP) WHITE GORELINE (8")	(WJ) ⚓ (BICYCLE SYMBOL)
(VQ) WHITE DIAGONAL (8")	(WK) ↑ (BICYCLE ARROW)
(VT) YELLOW DIAGONAL (8")	
(VV) WHITE CROSSWALK (8")	
(V2) WHITE STOPBAR (24")	

NOTES:

- SEE SHEET PM-1 FOR PAVEMENT MARKING SCHEDULE.
- SEE ROADWAY STANDARD DRAWING NUMBERS 1250.01 AND 1251.01 FOR PAVEMENT MARKER SPACING AND RAISED PAVEMENT MARKERS.
- SEE ROADWAY STANDARD DRAWING NUMBER 1205.07 FOR PEDESTRIAN CROSSWALK.

APPROVED: _____ DATE: 8/07	FINAL PAVEMENT MARKING PLAN	
	SCALE: NONE	
	DATE: 8/07	
	DWG. BY: KPB	
	DESIGN BY: KPB	
REVIEWED BY: JWG	REVISIONS	

23-AUG-2007 12:17
 K:\DOT\1st\0910\Projects\U2510a\Traffic\TrafficControl\Top\Final\U-2510a-1c-top-pm-09.dgn
 K:\DOT\1st\0910\Projects\U2510a\Traffic\TrafficControl\Top\Final\U-2510a-1c-top-pm-09.dgn

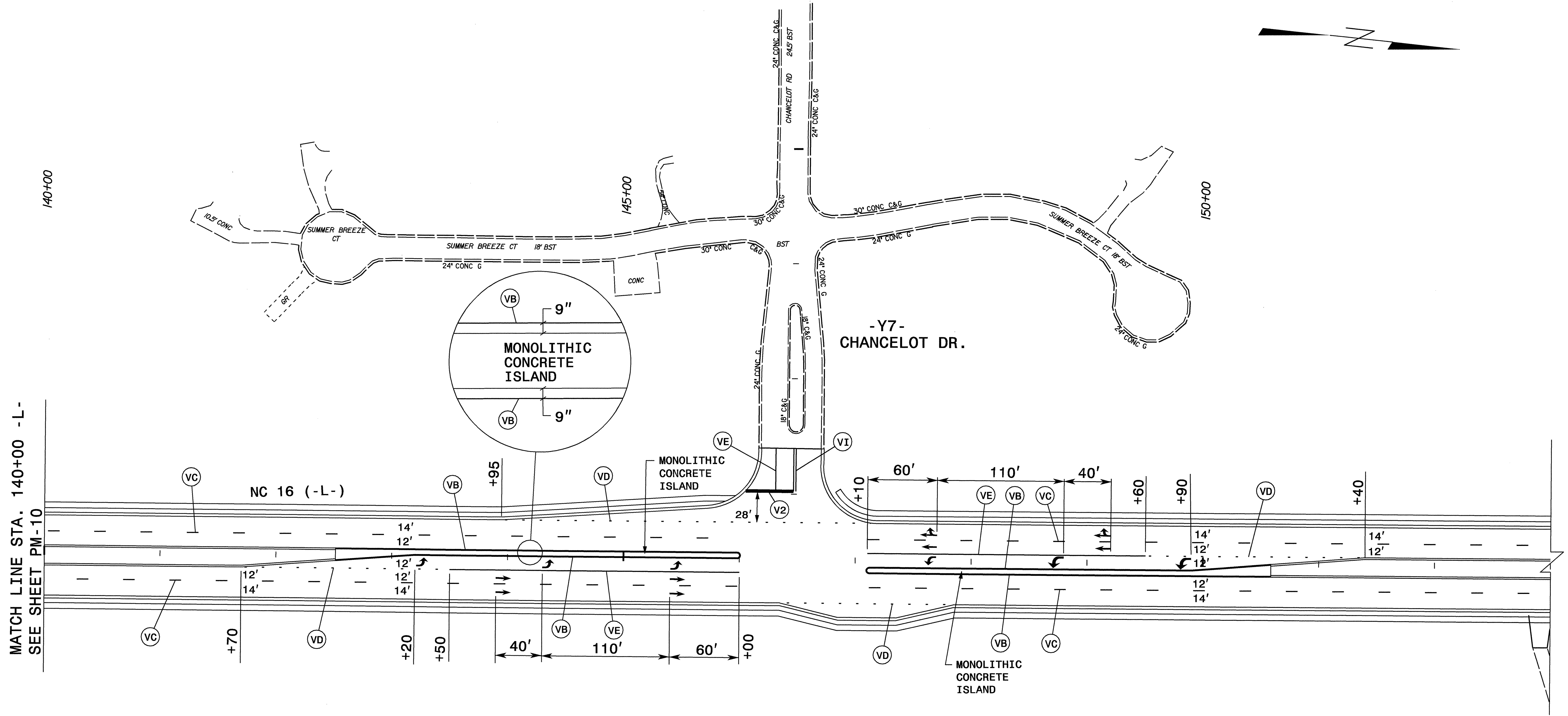


POLYUREA - FINAL PAVEMENT MARKING LEGEND	
(VA) WHITE EDGELINE (4")	(WA) ↵ (LEFT ARROW)
(VB) YELLOW EDGELINE (4")	(WB) ↶ (RIGHT ARROW)
(VC) 10 FT. WHITE SKIP (4")	(WC) → (STRAIGHT ARROW)
(VD) 2 FT. WHITE MINISKIP (4")	(WD) ↗ (COMBO STRAIGHT LEFT ARROW)
(VE) WHITE SOLID LANE LINE (4")	(WE) ↘ (COMBO STRAIGHT RIGHT ARROW)
(VI) YELLOW DOUBLE CENTER (4")	(WI) ONLY (ALPHANEUMERIC CHARACTER)
(VP) WHITE GORELINE (8")	(WJ) ⚓ (BICYCLE SYMBOL)
(VQ) WHITE DIAGONAL (8")	(WK) ↑ (BICYCLE ARROW)
(VT) YELLOW DIAGONAL (8")	
(VV) WHITE CROSSWALK (8")	
(V2) WHITE STOPBAR (24")	

- NOTES:**
- SEE SHEET PM-1 FOR PAVEMENT MARKING SCHEDULE.
 - SEE ROADWAY STANDARD DRAWING NUMBERS 1250.01 AND 1251.01 FOR PAVEMENT MARKER SPACING AND RAISED PAVEMENT MARKERS.
 - SEE ROADWAY STANDARD DRAWING NUMBER 1205.07 FOR PEDESTRIAN CROSSWALK.

APPROVED: _____ DATE: 8/07	FINAL PAVEMENT MARKING PLAN										
	SCALE: NONE										
	DATE: 8/07		<table border="1"> <thead> <tr> <th colspan="2">REVISIONS</th> </tr> <tr> <th>NO.</th> <th>DESCRIPTION</th> </tr> </thead> <tbody> <tr> <td> </td> <td> </td> </tr> <tr> <td> </td> <td> </td> </tr> </tbody> </table>	REVISIONS		NO.	DESCRIPTION				
	REVISIONS										
	NO.			DESCRIPTION							
DWG. BY: KPB	<table border="1"> <tr> <td>DESIGN BY: KPB</td> </tr> <tr> <td>REVIEWED BY: JWG</td> </tr> </table>	DESIGN BY: KPB	REVIEWED BY: JWG								
DESIGN BY: KPB											
REVIEWED BY: JWG											
CADD FILE											

23-AUG-2007 12:17
 C:\Program Files\Autodesk\AutoCAD 2007\Projects\U-2510a\Traffic\TrafficControl\top\final\U-2510a_top_pm-10.dgn
 KDI\ocswell AT WZTC224240



MATCH LINE STA. 140+00 -L-
SEE SHEET PM-10

POLYUREA - FINAL PAVEMENT MARKING LEGEND

(VA) WHITE EDGELINE (4")	(WA) ↶ (LEFT ARROW)
(VB) YELLOW EDGELINE (4")	(WB) ↷ (RIGHT ARROW)
(VC) 10 FT. WHITE SKIP (4")	(WC) → (STRAIGHT ARROW)
(VD) 2 FT. WHITE MINISKIP (4")	(WD) ↶↷ (COMBO STRAIGHT LEFT ARROW)
(VE) WHITE SOLID LANE LINE (4")	(WE) ↷↶ (COMBO STRAIGHT RIGHT ARROW)
(VI) YELLOW DOUBLE CENTER (4")	(WI) ONLY (ALPHANEUMERIC CHARACTER)
(VP) WHITE GORELINE (8")	(WJ) ⚡ (BICYCLE SYMBOL)
(VQ) WHITE DIAGONAL (8")	(WK) ⬆ (BICYCLE ARROW)
(VT) YELLOW DIAGONAL (8")	
(VV) WHITE CROSSWALK (8")	
(V2) WHITE STOPBAR (24")	

NOTES:

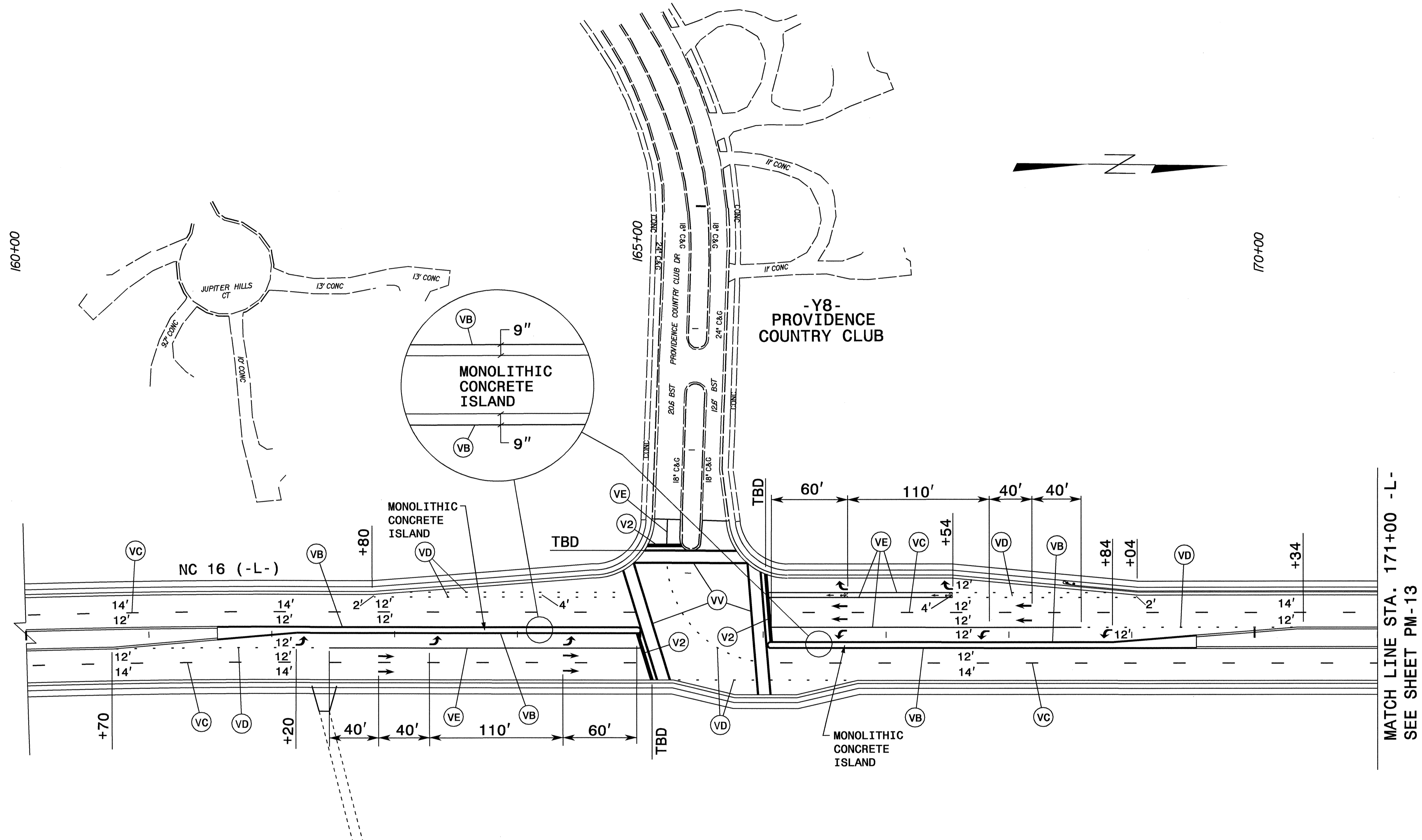
- SEE SHEET PM-1 FOR PAVEMENT MARKING SCHEDULE.
- SEE ROADWAY STANDARD DRAWING NUMBERS 1250.01 AND 1251.01 FOR PAVEMENT MARKER SPACING AND RAISED PAVEMENT MARKERS.
- SEE ROADWAY STANDARD DRAWING NUMBER 1205.07 FOR PEDESTRIAN CROSSWALK.

APPROVED: _____ DATE: 8/07

FINAL PAVEMENT MARKING PLAN

SCALE: NONE		REVISIONS
DATE: 8/07		
DWG. BY: KPB		
DESIGN BY: KPB		
REVIEWED BY: JWG		

23-AUG-2007 12:17
 C:\DOCS\1101\Projects-U\2510a\traffic\trfficom\trd\top\final\ur-2510a-to-top-pm-11.dgn
 kbr-bachwell AT WZTCC24240

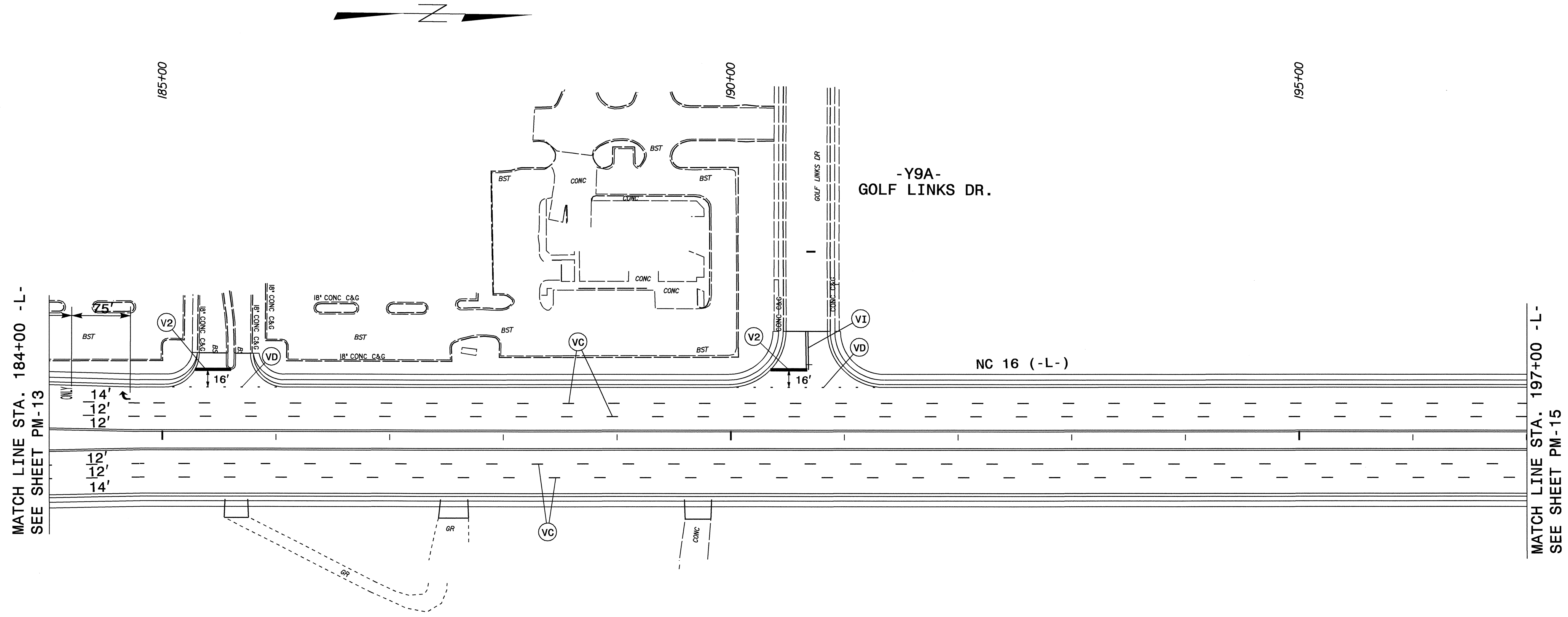


POLYUREA - FINAL PAVEMENT MARKING LEGEND	
(VA) WHITE EDGELINE (4")	(WA) (LEFT ARROW)
(VB) YELLOW EDGELINE (4")	(WB) (RIGHT ARROW)
(VC) 10 FT. WHITE SKIP (4")	(WC) (STRAIGHT ARROW)
(VD) 2 FT. WHITE MINISKIP (4")	(WD) (COMBO STRAIGHT LEFT ARROW)
(VE) WHITE SOLID LANE LINE (4")	(WE) (COMBO STRAIGHT RIGHT ARROW)
(VI) YELLOW DOUBLE CENTER (4")	(WI) ONLY (ALPHANEUMERIC CHARACTER)
(VP) WHITE GORELINE (8")	(WU) (BICYCLE SYMBOL)
(VQ) WHITE DIAGONAL (8")	(WK) (BICYCLE ARROW)
(VT) YELLOW DIAGONAL (8")	
(VV) WHITE CROSSWALK (8")	
(V2) WHITE STOPBAR (24")	

- NOTES:**
- SEE SHEET PM-1 FOR PAVEMENT MARKING SCHEDULE.
 - SEE ROADWAY STANDARD DRAWING NUMBERS 1250.01 AND 1251.01 FOR PAVEMENT MARKER SPACING AND RAISED PAVEMENT MARKERS.
 - SEE ROADWAY STANDARD DRAWING NUMBER 1205.07 FOR PEDESTRIAN CROSSWALK.

APPROVED: _____ DATE: 8/07/07	FINAL PAVEMENT MARKING PLAN		
	SCALE: NONE		
	DATE: 8/07		REVISIONS
	DWG. BY: KPB		
	DESIGN BY: KPB		
REVIEWED BY: JWG			

23-AUG-2007 12:46:15 PM C:\projects\final\top\trafficcontrol\top\final\U-2510a-1-top-pm-12.dgn
 KDP edwell AT WZ 12224240



MATCH LINE STA. 184+00 -L-
SEE SHEET PM-13

MATCH LINE STA. 197+00 -L-
SEE SHEET PM-15

POLYUREA - FINAL PAVEMENT MARKING LEGEND

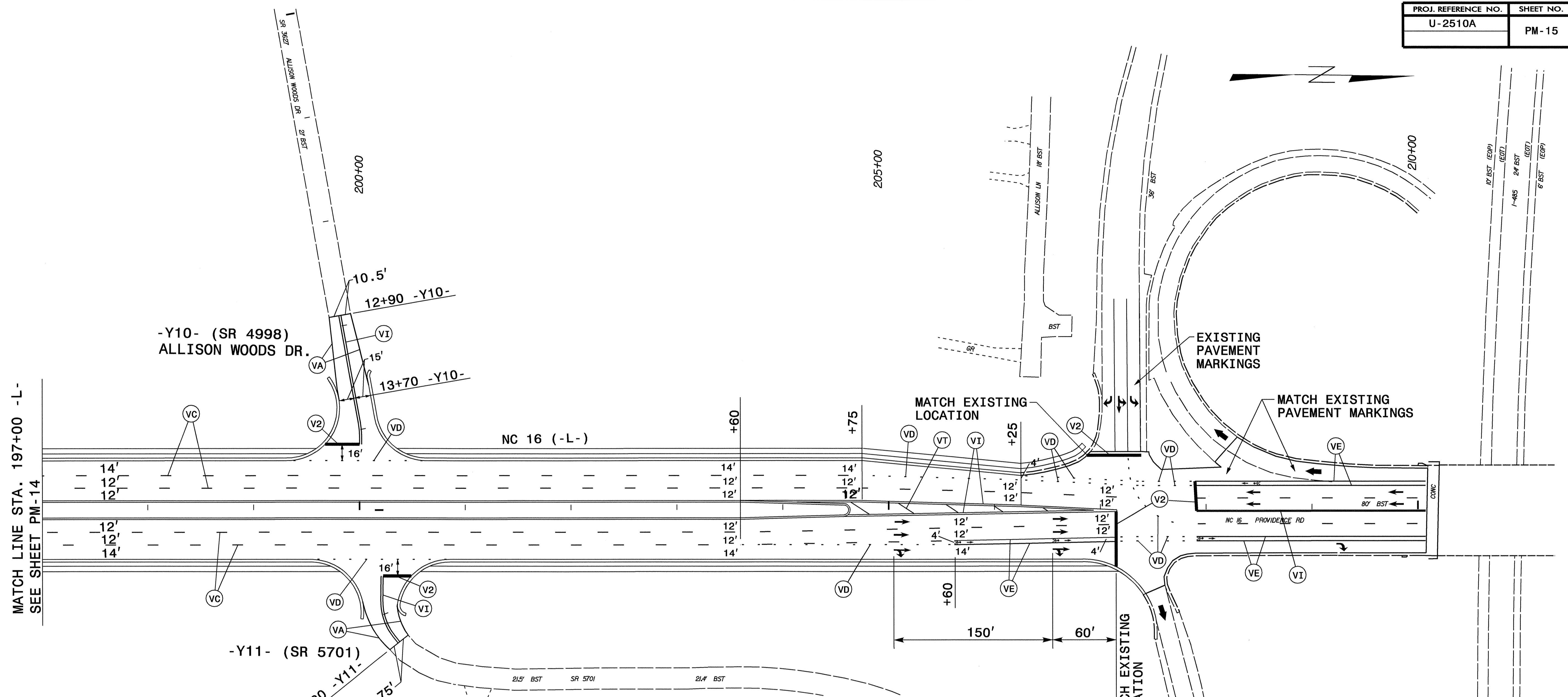
(VA) WHITE EDGELINE (4")	(WA) ↶ (LEFT ARROW)
(VB) YELLOW EDGELINE (4")	(WB) ↷ (RIGHT ARROW)
(VC) 10 FT. WHITE SKIP (4")	(WC) → (STRAIGHT ARROW)
(VD) 2 FT. WHITE MINISKIP (4")	(WD) ↶↷ (COMBO STRAIGHT LEFT ARROW)
(VE) WHITE SOLID LANE LINE (4")	(WE) ↷↶ (COMBO STRAIGHT RIGHT ARROW)
(VI) YELLOW DOUBLE CENTER (4")	(WI) ONLY (ALPHANEUMERIC CHARACTER)
(VP) WHITE GORELINE (8")	(WU) ↶↷ (BICYCLE SYMBOL)
(VQ) WHITE DIAGONAL (8")	(WK) ↶ (BICYCLE ARROW)
(VT) YELLOW DIAGONAL (8")	
(VV) WHITE CROSSWALK (8")	
(V2) WHITE STOPBAR (24")	

NOTES:

- SEE SHEET PM-1 FOR PAVEMENT MARKING SCHEDULE.
- SEE ROADWAY STANDARD DRAWING NUMBERS 1250.01 AND 1251.01 FOR PAVEMENT MARKER SPACING AND RAISED PAVEMENT MARKERS.
- SEE ROADWAY STANDARD DRAWING NUMBER 1205.07 FOR PEDESTRIAN CROSSWALK.

APPROVED: _____ DATE: <i>8/17/07</i>	FINAL PAVEMENT MARKING PLAN							
	SCALE: NONE							
	DATE: 8/07							
	DESIGN BY: KPB							
	REVIEWED BY: <i>JWG</i>							
		<table border="1"> <tr> <th colspan="2">REVISIONS</th> </tr> <tr> <td> </td> <td> </td> </tr> <tr> <td> </td> <td> </td> </tr> </table>	REVISIONS					
REVISIONS								

23 AUG 2007 12:46 \\pco\proj\pprojects-u\2510a\traffic\trafficcontrol\top\find\U-2510a_top_pm-14.dgn
 KPB\dwg\at\WZTC224240



POLYUREA - FINAL PAVEMENT MARKING LEGEND

(VA) WHITE EDGELINE (4")	(WA) (LEFT ARROW)
(VB) YELLOW EDGELINE (4")	(WB) (RIGHT ARROW)
(VC) 10 FT. WHITE SKIP (4")	(WC) (STRAIGHT ARROW)
(VD) 2 FT. WHITE MINISKIP (4")	(WD) (COMBO STRAIGHT LEFT ARROW)
(VE) WHITE SOLID LANE LINE (4")	(WE) (COMBO STRAIGHT RIGHT ARROW)
(VI) YELLOW DOUBLE CENTER (4")	(WI) ONLY (ALPHANEUMERIC CHARACTER)
(VP) WHITE GORELINE (8")	(WJ) (BICYCLE SYMBOL)
(VQ) WHITE DIAGONAL (8")	(WK) (BICYCLE ARROW)
(VT) YELLOW DIAGONAL (8")	
(VV) WHITE CROSSWALK (8")	
(V2) WHITE STOPBAR (24")	

NOTES:

- SEE SHEET PM-1 FOR PAVEMENT MARKING SCHEDULE.
- SEE ROADWAY STANDARD DRAWING NUMBERS 1250.01 AND 1251.01 FOR PAVEMENT MARKER SPACING AND RAISED PAVEMENT MARKERS.
- SEE ROADWAY STANDARD DRAWING NUMBER 1205.07 FOR PEDESTRIAN CROSSWALK.

APPROVED: _____ DATE: 8/07

SEAL

FINAL PAVEMENT MARKING PLAN

SCALE: NONE
 DATE: 8/07
 DWG. BY: KPB
 DESIGN BY: KPB
 REVIEWED BY: JWG

REVISIONS

CADD FILE

23-AUG-2007 12:46
 \\dot\dfs\ot01\Pro\Tipp\projects-u\2510a\traffic\control\top\final\U-2510a.tc_top_pm-15.dgn
 KRoadwell AT WZTC224240