

**APPENDIX D.2A: PHOTOGRAPHS - HIGH BENTS**

**High Bent Photographs - Set D.2A**



Bent 129, North elevation; bent cap



Bent 129, North elevation; bent cap



Bent 129, North elevation; pile cap



Bent 129, South elevation; bent cap



Bent 129, South elevation; pile cap



Bent 129, South elevation; pile cap East end

**High Bent Photographs - Set D.2A**



Bent 135, East column: east interior side, top 1/2




Bent 135, South elev; cathodic protection, shot



Bent 135, South elev; lower beam DL close-up



Bent 135, South elev; lower beam DL close-up



Bent 135, South elev; lower beam DL shot from  
D.2A-2



Bent 135, South elevation; pile cap & lower



**High Bent Photographs - Set D.2A**



Bent 135, South elevation; pile cap & middle



Bent 135, South elevation; pile cap shot from



Bent 140, North elev; bent cap & upper columns



Bent 140, North elev; middle columns of bent



Bent 140, North elev; pile cap & lower beams



Bent 140, South elev; bent cap & upper columns

**High Bent Photographs - Set D.2A**




Bent 140, South elev; columns & cross beams



Bent 140, South elev; lower 3/4 of bent



Bent 140, South elev; pile cap & lower beams



Bent 140, South elev; upper 3/4 of bent



Bent 145, North elev: lower 1/2 of bent



Bent 145, North elev: lower 3/4 of bent



**High Bent Photographs - Set D.2A**



Bent 145, North elev: upper 1/2 of bent



Bent 145, South elev: lower 3/4 of bent



Bent 145, South elev: middle section of bent



Bent 145, South elev: pile cap & lower cross



Bent 145, South elev: upper 1/2 of bent



Bent 145, South elev: upper 3/4 of bent

**High Bent Photographs - Set D.2A**



Bent 149, bent cap and upper columns: south



Bent 149, bent cap and upper columns: south



Bent 149, bent cap: south elev



Bent 149, bent cap: south elev



Bent 149, bent cap: south elev



Bent 149, bent columns: south elev



**High Bent Photographs - Set D.2A**



Bent 149, bent columns: south elev



Bent 149, bent columns: south elev



Bent 149, bent columns: south elev



Bent 149, columns: north elevation



Bent 149, columns: north elevation



Bent 149, east column: CS EF & SP



**High Bent Photographs - Set D.2A**



Bent 149, lower 2/3



Bent 149, pile cap: north elevation



Bent 149, pile cap: south elev



Bent 149, pile cap: south elev



Bent 149, upper 2/3



Bent 150, east column: south elev

**High Bent Photographs - Set D.2A**



Bent 150, east column: south elev



Bent 150, lower 1/2: north elev



Bent 150, north elev



Bent 150, north elev



Bent 150, north elev



Bent 150, north elev



**High Bent Photographs - Set D.2A**



Bent 150, pile cap: south elev



Bent 150, Pile cap: south face, east end



Bent 150, south elev



Bent 150, south elev



Bent 150, south elevation



Bent 150, south elevation


**High Bent Photographs - Set D.2A**



Bent 150, south elevation



Bent 150, south elevation



Bent 150, south elevation



Bent 150, upper 1/2: north elev



Bent 150, West column: west exterior side, mid



Bent 153, south elev



**High Bent Photographs - Set D.2A**



Bent 153, south elev



Bent 153, south elev



Bent 153, south elev



Bent 153, south elev



Bent 153, south elev



Bent 153: north elev

**High Bent Photographs - Set D.2A**



Bent 153: north elev



Bent 153: north elev



Bent 153: north elev



Bent 153: north elev



Bent 153: north elev



Bent 154, North elev



**High Bent Photographs - Set D.2A**



Bent 154, North elev



Bent 154, North elev



Bent 154, North elev



Bent 154, North elev



Bent 154, Pile cap: south face, west end



Bent 154, South elev

**High Bent Photographs - Set D.2A**



Bent 154, South elev



Bent 154, South elev



Bent 154, South elev



Bent 154, South elev



Bent 154, South elev



Bent 160, East external side



**High Bent Photographs - Set D.2A**



Bent 160, East external side



Bent 160, East external side



Bent 160, North elev



Bent 160, North elev



Bent 160, Pile cap: north face, west end



Bent 160, Pile cap: north face, west end

**High Bent Photographs - Set D.2A**



Bent 160, Pile cap: top face, NE corner



Bent 160, South elev



Bent 160, south elev



Bent 160, south elev



Bent 160, south elev



Bent 160, south elev



**High Bent Photographs - Set D.2A**



Bent 160, west column: north elev



Bent 160, west column: north elev



Bent 160, west column: north elev



Bent 160, west column: north elev



Bent 160, west column: north elev



Bent 161, CS CR EF on west exterior side

**High Bent Photographs - Set D.2A**



Bent 161, North elev



Bent 161, pile cap; west elev



Bent 161, South elev



Bent 163, Bent cap: south face, east end



Bent 163, East column: east exterior side



Bent 163, East column: east exterior side



**High Bent Photographs - Set D.2A**



Bent 163, east exterior side



Bent 163, north elev



Bent 163, north elev



Bent 163, north elev



Bent 163, north elev



Bent 163, Pile cap: south face, west end

**High Bent Photographs - Set D.2A**



Bent 163, Pile cap: south face, west end



Bent 163, south elev



Bent 163, south elev



Bent 163, south elev



Bent 163, west interior side



Bent 163, west interior side



**High Bent Photographs - Set D.2A**



Bent 163, west interior side




Bent 164, north elev



Bent 164, north elev



Bent 164, north elev



Bent 164, north elev



Bent 164, north elev

**High Bent Photographs - Set D.2A**



Bent 164, north elev



Bent 164, north elev



Bent 164, Pile cap: south face, east end



Bent 164, Pile cap: south face, east end



Bent 164, south elev



Bent 164, south elev



**High Bent Photographs - Set D.2A**



Bent 164, south elev



Bent 164, top of bent cap



Bent 164, West column: west interior side



Bent 164, West column: west interior side



Bent 164, west exterior side